

Periodic Orbits on Obtuse Edge Tessellating Polygons

Benjamin R. Baer, Faheem Gilani, Zhigang Han, and Ronald Umble

January 2, 2022

1 Introduction

Elementary mathematical billiards studies the motion of a massless particle moving with unit speed along a piece-wise linear path in the interior of a polygon G subject to elastic reflections at the boundary ∂G , i.e., the angle of incidence equals the angle of reflection. We think of G as a frictionless billiard table, the edges of G as its bumpers, the vertices of G as its pockets, and the particle in motion as the cue ball.

The particle's path is its *orbit*. If the orbit reaches a vertex of G , it terminates and is *singular*. A non-singular orbit that begins and ends at the same point is *periodic* if the particle retraces its orbit when allowed to continue. A periodic orbit is *primitive* if the particle traverses its orbit exactly once. The *period* of a periodic orbit is the number of times the particle strikes ∂G as it traverses a primitive sub-orbit.

In 2006, A. Baxter and R. Umble found and classified the periodic orbits on equilateral triangles [3]. Five year later, A. Baxter, E. McCarthy, and J. Eskreis-Winkler solved the analogous problem on rectangles, isosceles right triangles, and 30° -right triangles [2]. In this paper we solve the problem on 120° -isosceles triangles, 60° -rhombuses, and 60° - 90° - 120° -kites, and we make a conjecture in the case of regular hexagons.

An *edge tessellation* of the plane is generated by reflecting a polygon G and its reflected images in their edges. Each such G lies in exactly one of the eight aforementioned families [4]. The *edges* of an edge tessellation are the edges of its polygons and the lines containing them are its *inclines*. For example, an equilateral triangle in standard position generates an edge tessellation with inclines of 0° , 60° , and 120° .

We identify a non-singular orbit in an edge tessellating polygon G with a piece-wise linear curve $\gamma : I \rightarrow G$ defined on a finite interval I . An *unfolding* of γ in the edge tessellation \mathcal{T} generated by G is a line segment produced by successively reflecting γ and its reflected images in the inclines of \mathcal{T} . Unfoldings relate the periodicity of γ to the geometry of \mathcal{T} and are sufficient for classifying periodic orbits in the non-obtuse cases. However, the analysis requires us to use more sophisticated techniques involving what we call the “fence.”

2 Periodic orbits on a 120°-isosceles triangle

2.1 Preliminaries

Consider a 120°-isosceles $\triangle ABC$ positioned and labeled so that \overline{AC} is horizontal with A to the left of C , the apex B is positioned above \overline{AC} , and $\angle B$ is obtuse. The edge tessellation \mathcal{T} generated by $\triangle ABC$ has inclines of 0° , 30° , 60° , 90° , 120° , and 150° . Given triangles \triangle_1 and \triangle_2 in \mathcal{T} such that $\triangle_2 = \tau(\triangle_1)$ for some translation τ , two points P_1 on \triangle_1 and P_2 on \triangle_2 are (*translationally aligned* (with respect to \triangle_1 and \triangle_2)) if $P_2 = \tau(P_1)$.

Let $\gamma : (0, T] \rightarrow \triangle ABC$ be an orbit in $\triangle ABC$. Let $v : (0, T] \rightarrow \mathcal{T}$ be an unfolding of γ with *initial point* $P = \lim_{t \searrow 0} v(t)$ and *terminal point* $Q = v(T) = \sigma(\gamma(T))$, where σ is the composition of reflections associated with v . The *initial triangle* $\triangle ABC$ and the *terminal triangle* $\triangle A'B'C' := \sigma(\triangle ABC)$ are *consistently oriented* if σ is orientation preserving.

Unlike orientation, which is determined by comparing the labelings (A, B, C) and $(A', B', C') = (\sigma(A), \sigma(B), \sigma(C))$ [6], alignment is determined by the relative positions of P and Q on $\triangle ABC$ and $\triangle A'B'C'$, and is independent of labeling. The periodicity of γ is characterized by

Theorem 1. *Let γ be an orbit with unfolding v whose initial point is on \overline{AC} . Then γ is periodic if and only if the initial and terminal triangles are consistently oriented and the initial and terminal points are aligned.*

Proof. When $\triangle A'B'C'$ and $\triangle ABC$ are consistently oriented, σ is a rotation or a translation. Since P and Q are aligned, σ is a translation and $\sigma(P) = Q$. Hence P and Q are in the same relative position in their respective triangles and the initial and terminal angles are equal. Therefore γ is periodic.

Conversely, given a periodic orbit γ , let v be the unfolding with initial point P on \overline{AC} , initial angle $\Theta := m\angle QPC$, and generated by first reflecting in a non-horizontal incline. If $\Theta \neq 90^\circ$, the reflection of \overline{PQ} in the vertical line through P is another unfolding, and we may restrict our considerations to initial angles in the range $0 < \Theta \leq 90^\circ$.

The images of \overline{AC} in \mathcal{T} are the horizontal, 60° , and 120° inclines. We claim that Q is on a horizontal incline. Suppose Q is on a 60° incline. Then the terminal angle at Q , which equals the initial angle Θ at P , is $60^\circ - \Theta$, $\Theta + 120^\circ$, $\Theta - 60^\circ$, or $240^\circ - \Theta$. But $0 < \Theta \leq 90^\circ$ implies $\Theta = 30^\circ$ (see Figure 1), and an initial angle of $\Theta = 30^\circ$ produces a period 8 orbit that terminates on a horizontal incline, which is a contradiction (see Figure 2). Suppose Q is on a 120° incline. Then the terminal angle at Q is $120^\circ - \Theta$, $\Theta + 60^\circ$, $\Theta - 120^\circ$, or $300^\circ - \Theta$. But $0 < \Theta \leq 90^\circ$ implies $\Theta = 60^\circ$, and an initial angle of $\Theta = 60^\circ$ produces an orbit of period 4 or period 10, both of which terminate on a horizontal incline, which is a contradiction (see Figure 3). Therefore Q is on a horizontal incline as claimed.

Since Q is on a horizontal incline, the base $\overline{A'C'}$ is horizontal. Furthermore, since \overline{PQ} does not cross the interior of $\triangle A'B'C'$, its apex B' lies above the base. Thus σ is a translation or a glide reflection. If σ is a glide reflection, it

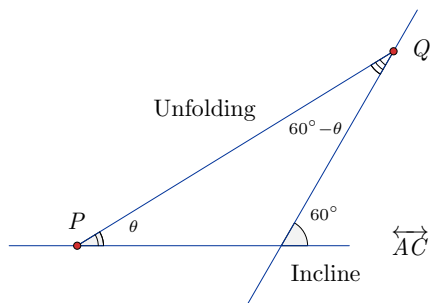


Figure 1: Equal initial and terminal angles of an unfolding.

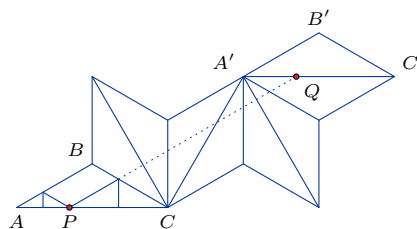
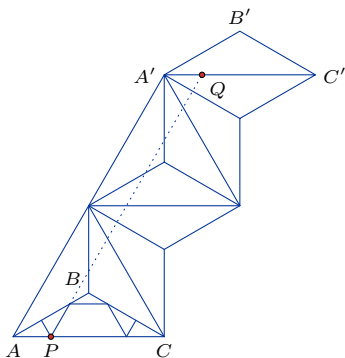
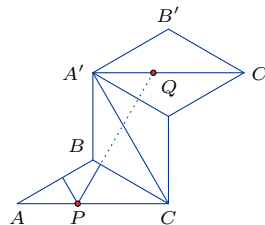


Figure 2: An unfolding with initial angle 30° .



(a) An unfolding with initial angle 60° and period 10.



(b) An unfolding with initial angle 60° and period 4.

Figure 3

reverses orientation. Then $180^\circ - \Theta = \Theta$ implies $\Theta = 90^\circ$. But a periodic orbit with initial angle 90° coincides with the period 8 orbit with initial angle 30° . Since σ is a composition of eight reflections, it preserves orientation, which is a contradiction. Therefore σ is a translation, P and Q are aligned, and $\triangle A'B'C'$ and $\triangle ABC$ are consistently oriented. \square

Corollary 2. *The period of a periodic orbit is even, and an unfolding of a periodic orbit with initial point on a horizontal terminates on a horizontal.*

Corollary 2 does not hold for all edge tessellating polygons. For example, Fagnano's periodic orbit on an equilateral triangle has period 3 and terminates on a non-horizontal incline [3].

Note that the periodic orbit displayed in Figure 2 has initial angle 30° and period 8, while the periodic orbits displayed in Figure 3 have initial angle 60°

and respective periods 4 and 10. A periodic orbit γ is *monoperiodic* if every periodic orbit with the same initial angle as γ has the same period; otherwise, γ is *biperiodic*.

Our next proposition allows us to restrict our considerations to periodic orbits with initial angles between 60 and 90 degrees.

Proposition 3. *Every periodic orbit can be represented by an unfolding with an initial angle Θ in the range $60^\circ \leq \Theta \leq 90^\circ$.*

Proof. Let γ be a periodic orbit with initial angle Θ in the range $0^\circ < \Theta \leq 90^\circ$. Suppose $0^\circ < \Theta \leq 30^\circ$. Since Q is on a horizontal incline, \overline{PQ} cuts a 120° incline at a point P' with angle of incidence $\Phi = 60^\circ + \Theta$. Thus, there is an unfolding $\overline{P'Q'}$ of γ with initial angle Φ in the range $60^\circ < \Phi \leq 90^\circ$. On the other hand, suppose $30^\circ < \Theta < 60^\circ$, and let $\overline{P'Q'}$ be the reflection of \overline{PQ} in \overleftarrow{AC} . Then $\overline{P'Q'}$ cuts a 60° incline at a point P' with angle of incidence $\Psi = 120^\circ - \Theta$. Thus, there is an unfolding $\overline{P'R}$ with initial angle Ψ in the range $60^\circ < \Psi < 90^\circ$. \square

Since periodic orbits with initial angles 60° and 90° are understood, our problem reduces to classifying periodic orbits with initial angles in $(60^\circ, 90^\circ)$.

2.2 Contact points of an unfolding and the fence

Let AC denote the length of \overline{AC} and let $u = \frac{1}{2}AC$. Impose a rectangular coordinate system on \mathcal{T} with horizontal axis \overleftarrow{AC} , origin O at the midpoint of \overline{AC} , horizontal unit of length u , and vertical unit of length $\sqrt{3}u$. Then points on vertical inclines have integer horizontal coordinates, points on horizontal inclines have integer vertical coordinates, and adjacent vertical and adjacent horizontal inclines lie one unit apart. If v is an unfolding of a periodic orbit with initial point P , terminal point Q , and initial angle Θ , Theorem 1 implies that the vector \overrightarrow{PQ} is parallel to a vector (x, y) for some $x, y \in \mathbb{N}$; hence $\Theta = \arctan\left(\frac{y}{x}\sqrt{3}\right)$. Furthermore, $\Theta \in (60^\circ, 90^\circ)$ implies $x < y$, and we may assume $\gcd(x, y) = 1$.

Parametrize v via $v(t) := (t + a, \frac{y}{x}t)$, $0 < t \leq T$, where $a \in (-1, 1)$; then $P = \lim_{t \searrow 0} v(t) = (a, 0)$ and $Q = v(T)$. Each point at which v cuts a vertical incline lies on a fundamental vertical segment of length 2 connecting the midpoints of two horizontal edges. The function $f : \mathbb{Z} \times \mathbb{R} \rightarrow \mathbb{R}/2\mathbb{Z}$ defined by $f(\alpha, \beta) := \alpha + \beta + 2\mathbb{Z}$ identifies each such segment with the quotient group $\mathbb{R}/2\mathbb{Z}$, called the *fence*. Geometrically, the projection in the 60° direction onto the vertical coordinate axis sends (α, β) into the coset $f(\alpha, \beta)$. It will often be convenient to think of the fence as the interval $\mathcal{F} := [0, 2)$ of coset representatives and to write $f(\alpha, \beta) = (\alpha + \beta) \bmod 2$. The fence \mathcal{F} consists of the *barrier* $\mathcal{B} := \left(\frac{1}{3}, \frac{5}{3}\right]$ and the *gate* $\mathcal{B}^c := \mathcal{F} \setminus \mathcal{B}$.

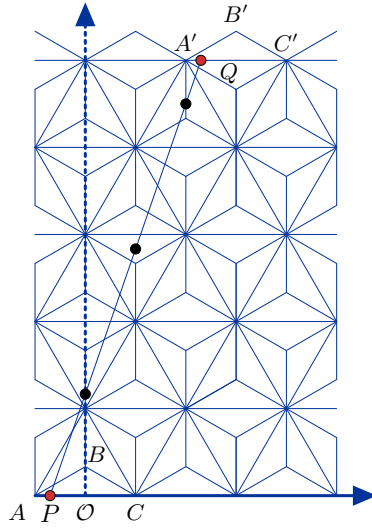
Between consecutive horizontal inclines, an unfolding v always cuts four non-vertical edges. But whether or not v also cuts a vertical edge is determined by its set of *contact points*

$$\mathcal{C}_T := \{f(v(t)) : 0 < t \leq T \text{ and } t + a \in \mathbb{Z}\} \subset \mathcal{F}.$$

Indeed, v cuts a vertical edge at $v(t_i)$ if and only if $f(v(t_i)) \in \mathcal{B}$. The *multiplicity* of a contact point $c \in \mathcal{C}_T$, denoted by $m_T(c)$, is the number of times v cuts a vertical incline at a point corresponding to c , i.e.,

$$m_T(c) := \#\{t : 0 < t \leq T \text{ and } f(v(t)) = c\}.$$

These ideas are illustrated in Figure 4.



(a) Geometric motivation for the fence.



(b) The fence for the unfolding in (a); contact points along the unfolding are indexed sequentially.

Figure 4

Define $t_i := i - a$, where $i \in \mathbb{Z}$; then $c_i := f(v(t_i)) = f(i, \frac{y}{x}(i - a))$. Extending the domain of v to all real numbers allows us to define c_i for all integers i , in which case the equality still holds. The following lemma characterizes the purely geometric notion of alignment in terms of analytic conditions on the set of contact points.

Lemma 4. *The initial and terminal points of an unfolding $v(t)$, $0 < t \leq T$, are aligned if and only if $c_i = c_{i+T}$ for all $i \in \mathbb{Z}$.*

Proof. By inspection, the initial point $(a, 0)$ and the terminal point $(T + a, \frac{y}{x}T)$ are aligned in the tessellation \mathcal{T} if and only if the horizontal change T and the vertical change $\frac{y}{x}T$ are both integers, and $2 \mid (T + \frac{y}{x}T)$. By definition, $c_i = c_{i+T}$ if and only if $T \in \mathbb{Z}$ and $i + \frac{y}{x}(i - a) + 2\mathbb{Z} = i + T + \frac{y}{x}(i + T - a) + 2\mathbb{Z}$, where the latter condition is equivalent to $2 \mid (T + \frac{y}{x}T)$. The fact that $T \in \mathbb{Z}$ and $2 \mid (T + \frac{y}{x}T)$ implies $\frac{y}{x}T \in \mathbb{Z}$ completes the proof. \square

Computing the period of a periodic orbit will be significantly simplified by

Proposition 5. *If the initial and terminal points of an unfolding are aligned, all contact points are equally spaced on the fence and have the same multiplicity.*

Proof. If the initial and terminal points of $v(t)$, $0 < t \leq T$, are aligned, then $c_i = c_{i+T}$ for all $i \in \mathbb{Z}$ by Lemma 4. Hence $\mathcal{G} := \{(1 + \frac{y}{x})i + 2\mathbb{Z} : i \in \mathbb{Z}\}$ is a finite subgroup of $\mathbb{R}/2\mathbb{Z}$, and the set of contact points $\{c_i\} = (-\frac{y}{x}a + 2\mathbb{Z}) + \mathcal{G}$ is a coset of \mathcal{G} in $\mathbb{R}/2\mathbb{Z}$. Therefore contact points are equally spaced in $\mathbb{R}/2\mathbb{Z}$. Furthermore, if $|\mathcal{G}| = m$, then $m \mid T$ and $m_T(c_i) = \frac{T}{m}$ for all i . \square

2.3 Counting the number of edges cut by an unfolding

Since the initial and terminal points of $v(t)$, $0 < t \leq T$, are aligned if and only if both T and $\frac{y}{x}T$ are integers and $2 \mid (T + \frac{y}{x}T)$, it follows that $x \mid T$ since $\gcd(x, y) = 1$. The *first alignment* of v , denoted by T_1 , is the smallest value of T for which the three conditions above hold. With the parities of x and y in mind, it is easy to check that these three conditions imply

Proposition 6. *The first alignment of an unfolding v is given by*

$$T_1 = \begin{cases} x & \text{if } x \equiv y \pmod{2} \\ 2x & \text{if } x \not\equiv y \pmod{2}. \end{cases}$$

Let N_T be the number of edges of \mathcal{T} cut by $v(t)$, $0 < t \leq T$. Proposition 6 implies that the initial and terminal points of $v(t)$, $0 < t \leq 2x$, are always aligned. Consequently, we can compute N_{2x} by appealing to the regularity of the contact points given by Proposition 5.

Lemma 7. *Let b_{2x} denote the number of contact points of $v(t)$, $0 < t \leq 2x$, on the barrier. Then*

$$N_{2x} = 8y + m_{2x}b_{2x}.$$

Proof. Since $0 < t \leq 2x$, the unfolding v cuts $\frac{y}{x} \cdot 2x = 2y$ horizontal inclines. Between consecutive horizontal inclines, v cuts four non-vertical edges. Recall that the points at which v cuts vertical edges correspond to the contact points on the barrier. Since the initial and terminal points of v are aligned, all contact points have the same multiplicity m_{2x} by Proposition 5. Thus the total number of contact points on the barrier is $m_{2x}b_{2x}$, which is also the total number of vertical edges cut by v . Consequently, the total number of edges cut by v is $4 \cdot 2y + m_{2x}b_{2x} = 8y + m_{2x}b_{2x}$. \square

An explicit formula for N_{2x} follows from explicit formulas for m_{2x} and b_{2x} .

Lemma 8. *The multiplicity m_{2x} and the spacing s between consecutive contact points are given by*

$$m_{2x} = \begin{cases} 2, & \text{if } x \equiv y \pmod{2} \\ 1, & \text{if } x \not\equiv y \pmod{2} \end{cases} \quad \text{and} \quad s = \begin{cases} 2/x, & \text{if } x \equiv y \pmod{2} \\ 1/x, & \text{if } x \not\equiv y \pmod{2}. \end{cases}$$

Proof. At the first alignment, \mathcal{C}_{T_1} consists of T_1 distinct contact points each with multiplicity 1. If $x \equiv y \pmod{2}$, then $T_1 = x$ by Proposition 5, so that each contact point of \mathcal{C}_{2x} has multiplicity 2. Since there are x distinct contact points on the fence \mathcal{F} of length 2, the spacing $s = \frac{2}{x}$. If $x \not\equiv y \pmod{2}$, then $T_1 = 2x$ so that each contact point in \mathcal{C}_{2x} has multiplicity 1. Consequently, there are $2x$ distinct contact points and the spacing $s = \frac{2}{2x} = \frac{1}{x}$. \square

Having established the spacing s , let us derive a formula for the number b_{2x} of contact points on the barrier. Let $[x]$ denote the integer part of x .

Lemma 9. *The number of contact points on the barrier is*

$$b_{2x} = \begin{cases} \frac{4}{3s} & \text{if } 3 \mid x \\ \left[\frac{4}{3s}\right] \text{ or } \left[\frac{4}{3s}\right] + 1 & \text{if } 3 \nmid x. \end{cases}$$

Proof. Horizontally translating the initial point P uniformly shifts the contact points and preserves the spacing s . Since $s \in \{\frac{1}{x}, \frac{2}{x}\}$, the length of barrier $\frac{4}{3}$ is an integer multiple of s if and only if $3 \mid x$.

Suppose $3 \mid x$. Since contact points are equally spaced and the barrier $(\frac{1}{3}, \frac{5}{3}]$ is half open, uniformly shifting the contact points preserves the number of contact points on the barrier. Thus $b_{2x} = \frac{4}{3s}$. Suppose $3 \nmid x$. Uniformly shifting the contact points alternately increases or decreases b_{2x} by 1 as contact points enter or leave the barrier. Therefore $b_{2x} \in \{\left[\frac{4}{3s}\right], \left[\frac{4}{3s}\right] + 1\}$. \square

The facts we need to derive an explicit formula for N_{2x} are now in place.

Proposition 10. *The number $N := N_{2x}$ is given by the following table:*

$N \equiv 1, 3 \pmod{4}$	$N \equiv 2 \pmod{4}$	$N \equiv 0 \pmod{4}$	
		$8y + \frac{4x}{3}$	$x \equiv 0 \pmod{3}$ and $x \equiv y \pmod{2}$
		$8y + \frac{4x}{3}$	$x \equiv 0 \pmod{3}$ and $x \not\equiv y \pmod{2}$
	$8y + \frac{4x+2}{3}$	$8y + \frac{4x-4}{3}$	$x \equiv 1 \pmod{3}$ and $x \equiv y \pmod{2}$
$8y + \frac{4x-1}{3}$	$8y + \frac{4x+2}{3}$		$x \equiv 1 \pmod{3}$ and $x \not\equiv y \pmod{2}$
	$8y + \frac{4x-2}{3}$	$8y + \frac{4x+4}{3}$	$x \equiv 2 \pmod{3}$ and $x \equiv y \pmod{2}$
$8y + \frac{4x+1}{3}$	$8y + \frac{4x-2}{3}$		$x \equiv 2 \pmod{3}$ and $x \not\equiv y \pmod{2}$

Remark. *The columns are arranged to accommodate Proposition 11.*

Proof. The formula for N_{2x} follows immediately from Lemmas 7, 8, and 9.

Case 1. If $x \equiv 0 \pmod{3}$ and $x \equiv y \pmod{2}$, then $m_{2x} = 2$, $s = \frac{2}{x}$, and $b_{2x} = \frac{4}{3s}$. Thus $N_{2x} = 8y + m_{2x}b_{2x} = 8y + 2 \cdot \frac{4}{3} \cdot \frac{x}{2} = 8y + \frac{4x}{3}$.

Case 4. If $x \equiv 1 \pmod{3}$ and $x \not\equiv y \pmod{2}$, then $m_{2x} = 1$, $s = \frac{1}{x}$, and either $b_{2x} = \left[\frac{4}{3s}\right]$ or $\left[\frac{4}{3s}\right] + 1$. If $b_{2x} = \left[\frac{4}{3s}\right]$, then $N_{2x} = 8y + m_{2x}b_{2x} = 8y + 1 \cdot \left[\frac{4}{3} \cdot \frac{x}{1}\right] = 8y + \frac{4x-1}{3}$. If $b_{2x} = \left[\frac{4}{3s}\right] + 1$, then $N_{2x} = 8y + 1 \cdot \left(\left[\frac{4}{3} \cdot \frac{x}{1}\right] + 1\right) = 8y + \frac{4x+2}{3}$.

Proofs of the other cases are similar and left to the reader. \square

2.4 Computing the period of a periodic orbit

Since the period of a periodic orbit is the period of its primitive sub-orbits, let us determine the values of T for which $v(t), 0 < t \leq T$, is an unfolding of a primitive periodic orbit.

Proposition 11. *Let $x, y \in \mathbb{N}$ such that $x < y$ and $\gcd(x, y) = 1$. A primitive periodic orbit γ with initial angle $\Theta = \arctan(\frac{y}{x}\sqrt{3})$ has an unfolding $v(t), 0 < t \leq T$, for some $T \in \{x, 2x, 4x\}$, and period $p(x, y)$ determined as follows:*

1. *If $x \equiv y \pmod{2}$ and $N_{2x} \equiv 0 \pmod{4}$, then $T = x$ and $p(x, y) = \frac{1}{2}N_{2x}$.*
2. *If $x \equiv y \pmod{2}$ and $N_{2x} \equiv 2 \pmod{4}$, then $T = 2x$ and $p(x, y) = N_{2x}$.*
3. *If $x \not\equiv y \pmod{2}$ and N_{2x} is even, then $T = 2x$ and $p(x, y) = N_{2x}$.*
4. *If $x \not\equiv y \pmod{2}$ and N_{2x} is odd, then $T = 4x$ and $p(x, y) = 2N_{2x}$.*

Proof. A primitive periodic orbit has an unfolding $v(t), 0 < t \leq T$, if and only if T is the smallest positive integer such that the initial and terminal points are aligned and N_T is even. Recall that the alignment condition implies $x \mid T$, and the first alignment $T_1 = x$ when $x \equiv y \pmod{2}$ and $T_1 = 2x$ otherwise.

Case 1. If $x \equiv y \pmod{2}$, then $T_1 = x$. If $N_{2x} \equiv 0 \pmod{4}$, then $N_x = \frac{1}{2}N_{2x}$ is even so that $T = x$ and $p(x, y) = N_x = \frac{1}{2}N_{2x}$. If $N_{2x} \equiv 2 \pmod{4}$, then $N_x = \frac{1}{2}N_{2x}$ is odd so that $T = 2x$ and $p(x, y) = N_{2x}$.

Case 2. If $x \not\equiv y \pmod{2}$, then $T_1 = 2x$. If N_{2x} is even, then $T = 2x$ and $p(x, y) = N_{2x}$. If N_{2x} is odd, then $N_{4x} = 2N_{2x}$ is even so that $T = 4x$ and $p(x, y) = N_{4x} = 2N_{2x}$. \square

The period of every periodic orbit is now determined.

Theorem 12. *Let $x, y \in \mathbb{N}$ such that $x < y$ and $\gcd(x, y) = 1$. Then the period $p(x, y)$ of a periodic orbit with initial angle $\Theta = \arctan(\frac{y}{x}\sqrt{3})$ is*

$$p(x, y) = \begin{cases} 4y + \frac{2x}{3} & \text{if } x \equiv 0 \pmod{3} \text{ and } x \equiv y \pmod{2} \\ 8y + \frac{4x}{3} & \text{if } x \equiv 0 \pmod{3} \text{ and } x \not\equiv y \pmod{2} \\ 4y + \frac{2x-2}{3} \text{ or } 8y + \frac{4x+2}{3} & \text{if } x \equiv 1 \pmod{3} \text{ and } x \equiv y \pmod{2} \\ 16y + \frac{8x-2}{3} \text{ or } 8y + \frac{4x+2}{3} & \text{if } x \equiv 1 \pmod{3} \text{ and } x \not\equiv y \pmod{2} \\ 4y + \frac{2x+2}{3} \text{ or } 8y + \frac{4x-2}{3} & \text{if } x \equiv 2 \pmod{3} \text{ and } x \equiv y \pmod{2} \\ 16y + \frac{8x+2}{3} \text{ or } 8y + \frac{4x-2}{3} & \text{if } x \equiv 2 \pmod{3} \text{ and } x \not\equiv y \pmod{2}. \end{cases}$$

Proof. Propositions 10 and 11 immediately lead to the formula for $p(x, y)$.

Case 1. If $x \equiv 0 \pmod{3}$ and $x \equiv y \pmod{2}$, then $N_{2x} = 8y + \frac{4x}{3} \equiv 0 \pmod{4}$ so that $p(x, y) = \frac{1}{2}N_{2x} = 4y + \frac{2x}{3}$.

Case 4. If $x \equiv 1 \pmod{3}$ and $x \not\equiv y \pmod{2}$, then $N_{2x} = 8y + \frac{4x-1}{3}$ or $N_{2x} = 8y + \frac{4x+2}{3}$. In the first case, N_{2x} is odd so that $p(x, y) = 2N_{2x} = 16y + \frac{8x-2}{3}$; in the second case, N_{2x} is even so that $p(x, y) = N_{2x} = 8y + \frac{4x+2}{3}$.

Proofs of the other cases are similar and left to the reader. \square

When $\Theta = 60^\circ$, periods 4 and 10 are consistent with the formula in Theorem 12 with $(x, y) = (1, 1)$; when $\Theta = 90^\circ$, period 8 is consistent with $(x, y) = (0, 1)$.

Corollary 13. *A biperiodic periodic orbit with initial angle $\Theta = \arctan(\frac{y}{x}\sqrt{3})$ has one of two possible periods $p_1 < p_2$, where $p_2 = 2p_1 + 2$ or $p_2 = 2p_1 - 2$.*

While our understanding of unfoldings follows by considering the fence, the simple statement in Theorem 12 makes no mention of the initial point. However, the framework developed here allows us to determine a more precise period formula in terms of the initial and terminal points $P = (a, 0)$ and $Q = (a+x, y)$, and doing so required us to compute the number of contact points on the barrier as a function of a :

$$b_a(x, y) = \left\lceil \frac{5/3 + ay/x}{s_a(x, y)} \right\rceil - \left\lceil \frac{1/3 + ay/x}{s_a(x, y)} \right\rceil,$$

where $s_a(x, y)$ is the spacing function.

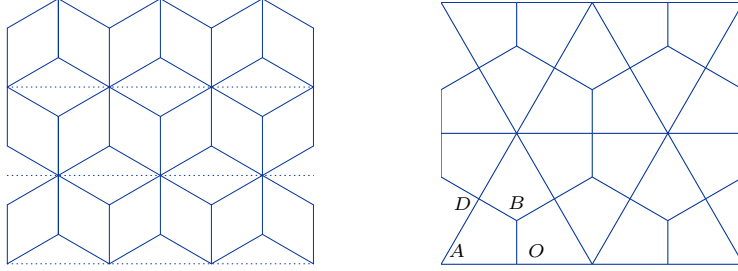
3 Periodic orbits on other obtuse polygons

The methods developed in Section 2 can be applied to a 60° -rhombus and a 60° - 90° - 120° -kite. Let \mathcal{T}_1 and \mathcal{T}_2 be the respective edge tessellations generated by a 60° -rhombus and a 60° - 90° - 120° -kite. Note that an analogue of Theorem 1 holds in both of these cases. In either case, periodic orbits can be represented by unfoldings with an initial angle $\Theta \in [60^\circ, 90^\circ]$, and $\Theta \in (60^\circ, 90^\circ)$ can be expressed in the form $\Theta = \arctan(\frac{y}{x}\sqrt{3})$ with $x < y$ and $\gcd(x, y) = 1$. When $\Theta = 60^\circ$ or $\Theta = 90^\circ$, the period can be determined by inspection and fits the general formula to be derived.

3.1 The 60° -rhombus

Note that \mathcal{T}_1 can be obtained from \mathcal{T} by removing its 0° , 60° , and 120° inclines (see Figure 5a). Impose the same coordinate system on \mathcal{T}_1 we imposed on \mathcal{T} . The barrier and gate for \mathcal{T}_1 are identical to the barrier and gate for \mathcal{T} , and all definitions and techniques in the previous sections apply. Although \mathcal{T}_1 has no horizontal inclines, we can position the initial point of an unfolding v on a horizontal incline of \mathcal{T} (the dotted line on Figure 5a). Although a 60° -rhombus exhibits both line and rotational symmetry, a quick check shows that the initial and terminal rhombuses determined by an unfolding with aligned initial and terminal points, may differ by a reflection but not by a rotation.

The formula $N_{2x} = 4y + m_{2x}b_{2x}$ (as in Lemma 7) leads to the following table (as in Proposition 10):



(a) The tessellation \mathcal{T}_1 generated by a 60° -rhombus. (b) The tessellation \mathcal{T}_2 generated by a 60° - 90° - 120° -kite.

Figure 5

$N \equiv 1, 3 \pmod{4}$	$N \equiv 2 \pmod{4}$	$N \equiv 0 \pmod{4}$	
		$4y + \frac{4x}{3}$	$x \equiv 0 \pmod{3}$ and $x \equiv y \pmod{2}$
		$4y + \frac{4x}{3}$	$x \equiv 0 \pmod{3}$ and $x \not\equiv y \pmod{2}$
	$4y + \frac{4x+2}{3}$	$4y + \frac{4x-4}{3}$	$x \equiv 1 \pmod{3}$ and $x \equiv y \pmod{2}$
$4y + \frac{4x-1}{3}$	$4y + \frac{4x+2}{3}$		$x \equiv 1 \pmod{3}$ and $x \not\equiv y \pmod{2}$
	$4y + \frac{4x-2}{3}$	$4y + \frac{4x+4}{3}$	$x \equiv 2 \pmod{3}$ and $x \equiv y \pmod{2}$
$4y + \frac{4x+1}{3}$	$4y + \frac{4x-2}{3}$		$x \equiv 2 \pmod{3}$ and $x \not\equiv y \pmod{2}$

Proposition 11 applies, and when combined with the table above, produces the following formula for the period (as in Theorem 12):

$$p(x, y) = \begin{cases} 2y + \frac{2x}{3} & \text{if } x \equiv 0 \pmod{3} \text{ and } x \equiv y \pmod{2} \\ 4y + \frac{4x}{3} & \text{if } x \equiv 0 \pmod{3} \text{ and } x \not\equiv y \pmod{2} \\ 2y + \frac{2x-2}{3} \text{ or } 4y + \frac{4x+2}{3} & \text{if } x \equiv 1 \pmod{3} \text{ and } x \equiv y \pmod{2} \\ 4y + \frac{4x+2}{3} \text{ or } 8y + \frac{8x-2}{3} & \text{if } x \equiv 1 \pmod{3} \text{ and } x \not\equiv y \pmod{2} \\ 2y + \frac{2x+2}{3} \text{ or } 4y + \frac{4x-2}{3} & \text{if } x \equiv 2 \pmod{3} \text{ and } x \equiv y \pmod{2} \\ 4y + \frac{4x-2}{3} \text{ or } 8y + \frac{8x+2}{3} & \text{if } x \equiv 2 \pmod{3} \text{ and } x \not\equiv y \pmod{2}. \end{cases}$$

3.2 The 60° - 90° - 120° -kite

The edge tessellation \mathcal{T}_2 is also related to \mathcal{T} . Consider the 60° - 90° - 120° -kite positioned as $\square AOB D$, where A and B coincide with the two vertices of the 120° -isosceles $\triangle ABC$ and O is the midpoint of \overline{AC} (see Figure 5b). Impose the same coordinate system on \mathcal{T}_2 we imposed on \mathcal{T} and position the initial point of an unfolding v on a horizontal incline. While the fence is the same as before, the barrier and gate are interchanged, i.e., $(\frac{1}{3}, \frac{5}{3}]$ is the gate.

The formula $N_{2x} = 6y + m_{2x}b_{2x}$ (as in Lemma 7) leads to the following table (as in Proposition 10):

$N \equiv 1, 3 \pmod{4}$	$N \equiv 2 \pmod{4}$	$N \equiv 0 \pmod{4}$	
		$6y + \frac{2x}{3}$	$x \equiv 0 \pmod{3}$ and $x \equiv y \pmod{2}$
	$6y + \frac{2x}{3}$		$x \equiv 0 \pmod{3}$ and $x \not\equiv y \pmod{2}$
	$6y + \frac{2x-2}{3}$	$6y + \frac{2x+4}{3}$	$x \equiv 1 \pmod{3}$ and $x \equiv y \pmod{2}$
$6y + \frac{2x+1}{3}$		$6y + \frac{2x-2}{3}$	$x \equiv 1 \pmod{3}$ and $x \not\equiv y \pmod{2}$
	$6y + \frac{2x+2}{3}$	$6y + \frac{2x-4}{3}$	$x \equiv 2 \pmod{3}$ and $x \equiv y \pmod{2}$
$6y + \frac{2x-1}{3}$		$6y + \frac{2x+2}{3}$	$x \equiv 2 \pmod{3}$ and $x \not\equiv y \pmod{2}$

Proposition 11 applies, and when combined with the table above, produces the following formula for the period (as in Theorem 12):

$$p(x, y) = \begin{cases} 3y + \frac{x}{3} & \text{if } x \equiv 0 \pmod{3} \text{ and } x \equiv y \pmod{2} \\ 6y + \frac{2x}{3} & \text{if } x \equiv 0 \pmod{3} \text{ and } x \not\equiv y \pmod{2} \\ 3y + \frac{x+2}{3} \text{ or } 6y + \frac{2x-2}{3} & \text{if } x \equiv 1 \pmod{3} \text{ and } x \equiv y \pmod{2} \\ 6y + \frac{2x-2}{3} \text{ or } 12y + \frac{4x+2}{3} & \text{if } x \equiv 1 \pmod{3} \text{ and } x \not\equiv y \pmod{2} \\ 3y + \frac{x-2}{3} \text{ or } 6y + \frac{2x+2}{3} & \text{if } x \equiv 2 \pmod{3} \text{ and } x \equiv y \pmod{2} \\ 6y + \frac{2x+2}{3} \text{ or } 12y + \frac{4x-2}{3} & \text{if } x \equiv 2 \pmod{3} \text{ and } x \not\equiv y \pmod{2}. \end{cases}$$

3.3 The Regular Hexagon

While the techniques in Section 2 can be applied to determine the number of edges cut by an unfolding of a periodic orbit on a regular hexagon, the presence of rotational symmetries renders this information insufficient to determine exactly where an unfolding terminates. Position the hexagon so that a subdivision of its edge tessellation is the edge tessellation generated by a 120° -isosceles triangle, and restrict considerations to initial angles $\Theta \in (30^\circ, 60^\circ)$.

Although we are unable to rigorously solve the problem, we pose a conjecture based on extensive numerical evidence. We computed the period for 3814 pairs (x, y) and partitioned these pairs into planar groups using a mixture algorithm [1]. We conjecture that the period $p(x, y)$ is

$$\left\{ \begin{array}{ll} 3y + x & \text{if } x \equiv 0 \pmod{3}, x \equiv y \pmod{2}, \text{ and } (x, y) \in A_{0,0} \\ y + \frac{x}{3} & \text{if } x \equiv 0 \pmod{3}, x \equiv y \pmod{2}, \text{ and } (x, y) \in A_{0,0}^c \\ 6y + 2x & \text{if } x \equiv 0 \pmod{3}, x \not\equiv y \pmod{2}, \text{ and } (x, y) \in A_{0,1} \\ 2y + \frac{2x}{3} & \text{if } x \equiv 0 \pmod{3}, x \not\equiv y \pmod{2}, \text{ and } (x, y) \in A_{0,1}^c \\ 2y + \frac{2x-2}{3} \text{ or } 3y + x + 2 & \text{if } x \equiv 1 \pmod{3}, x \equiv y \pmod{2}, \text{ and } (x, y) \in A_{1,0} \\ y + \frac{x+2}{3} \text{ or } 2y + \frac{2x-2}{3} & \text{if } x \equiv 1 \pmod{3}, x \equiv y \pmod{2}, \text{ and } (x, y) \in A_{1,0}^c \\ 4y + \frac{4x+2}{3} \text{ or } 6y + 2x - 2 & \text{if } x \equiv 1 \pmod{3}, x \not\equiv y \pmod{2}, \text{ and } (x, y) \in A_{1,1} \\ 2y + \frac{2x-2}{3} \text{ or } 4y + \frac{4x+2}{3} & \text{if } x \equiv 1 \pmod{3}, x \not\equiv y \pmod{2}, \text{ and } (x, y) \in A_{1,1}^c \\ 2y + \frac{2x+2}{3} \text{ or } 3y + x - 2 & \text{if } x \equiv 2 \pmod{3}, x \equiv y \pmod{2}, \text{ and } (x, y) \in A_{2,0} \\ y + \frac{x-2}{3} \text{ or } 2y + \frac{2x+2}{3} & \text{if } x \equiv 2 \pmod{3}, x \equiv y \pmod{2}, \text{ and } (x, y) \in A_{2,0}^c \\ 4y + \frac{4x-2}{3} \text{ or } 6y + 2x + 2 & \text{if } x \equiv 2 \pmod{3}, x \not\equiv y \pmod{2}, \text{ and } (x, y) \in A_{2,1} \\ 2y + \frac{2x+2}{3} \text{ or } 4y + \frac{4x-2}{3} & \text{if } x \equiv 2 \pmod{3}, x \not\equiv y \pmod{2}, \text{ and } (x, y) \in A_{2,1}^c \end{array} \right.$$

where the sets $A_{i,j}$ have yet to be determined. A numerical grid search appeared to indicate that the sets $A_{i,j}$ cannot be described by a linear modulus condition $c_1x + c_2y \pmod{c_3}$ for any $c_1, c_2 = -36, -35, \dots, 35, 36$ and $c_3 = 2, \dots, 36$. However, when $3 \mid x$, we conjecture that whenever $(x, y) \in A_{i,j}$ for any i, j , then $(27y - 7x, 11y - 3x) \in A_{i',j'}$ for some possibly different i', j' . Under this assumption, we can state our conjecture for the period formula more precisely for a given x .

Acknowledgments

We wish to thank David Brown for his participation in an undergraduate research seminar during the 2011-2012 academic year in which this problem was first considered, and Joshua Pavoncello for writing a computer program [5] that visualizes the orbits on an edge tessellating polygon and collects related experimental data. And we wish to thank the referees whose numerous helpful suggestions improved the exposition.

References

- [1] Baer, B., Gilani, F. Billiard simulations. Retrieved from: <https://github.com/FaheemGilani/Billiards>.
- [2] Baxter, A., Eskreis-Winkler, J., McCarthy, E. (2011). Periodic Billiard Paths in Edge Tessellating Polygons. *Unpublished Manuscript*.
- [3] Baxter, A., Umble, R. (2008). Periodic Orbits for Billiards on an Equilateral Triangle. *American Mathematical Monthly*, 115 (6) 479-491.
- [4] Kirby, M., Umble, R. (2011). Edge Tessellations and Stamp Folding Puzzles. *Mathematics Magazine*. 84 (4) 283-289.
- [5] Pavoncello, J. (2013). Orbit Mapper. Retrieved from: <https://github.com/jrpavoncello/OrbitMapper>.
- [6] Umble, R., Han, Z. (2015). *Transformational Plane Geometry*. Chapman and Hall/CRC.

About the authors

Benjamin R. Baer

Department of Statistics and Data Science, Cornell University, Ithaca, NY 14853. brb225@cornell.edu

Mr. Baer is a sixth year statistics PhD student at Cornell University studying statistical methodology.

Faheem Gilani

Department of Mathematics, The Pennsylvania State University, State College,
PA 16801. fhg3@psu.edu

Mr. Gilani is a fifth year mathematics PhD student at Penn State studying machine learning.

Zhigang Han

Department of Mathematics, Millersville University of Pennsylvania, Millersville,
PA 17551. zhigang.han@millersville.edu

Dr. Han is an Associate Professor of Mathematics at Millersville University. His primary research areas are symplectic geometry and topology.

Ronald Umble

Department of Mathematics, Millersville University of Pennsylvania, Millersville,
PA 17551. ron.umble@millersville.edu

Dr. Umble retired from teaching in August of 2020. He is a Professor of Mathematics Emeritus at Millersville University and a member of Pi Mu Epsilon–Pennsylvania Zeta Chapter. His primary research area is algebraic topology. He has directed or codirected 19 undergraduate research projects, nine of which led to publications.