

A generalised model for asymptotically-scale-free geographical networks

Nicola Cinardi

Dipartimento di Fisica e Astronomia *Ettore Majorana*, Università di Catania, and INFN, via S. Sofia 64, 95123 Catania, Italy

E-mail: cinardinicola@gmail.com

Andrea Rapisarda

Dipartimento di Fisica e Astronomia *Ettore Majorana*, Università di Catania and INFN, via S. Sofia 64, 95123 Catania, Italy

Complexity Science Hub Vienna, Josefstädter Strasse 39, 1080 Vienna, Austria

E-mail: andrea.rapisarda@ct.infn.it

Constantino Tsallis

Centro Brasileiro de Pesquisas Físicas and National Institute of Science and Technology for Complex Systems

Rua Xavier Sigaud 150, Rio de Janeiro 22290-180, Brazil

Santa Fe Institute, 1399 Hyde Park Road, Santa Fe, New Mexico 87501, USA

Complexity Science Hub Vienna, Josefstädter Strasse 39, 1080 Vienna, Austria

E-mail: tsallis@cbpf.br

Abstract. We consider a generalised d -dimensional model for asymptotically-scale-free geographical networks. Central to many networks of this kind, when considering their growth in time, is the attachment rule, i.e. the probability that a new node is attached to one (or more) preexistent nodes. In order to be more realistic, a fitness parameter $\eta_i \in [0, 1]$ for each node i of the network is also taken into account to reflect the ability of the nodes to attract new ones. Our d -dimensional model takes into account the geographical distances between nodes, with different probability distribution for η which sensibly modifies the growth dynamics. The preferential attachment rule is assumed to be $\Pi_i \propto k_i \eta_i r_{ij}^{-\alpha_A}$ where k_i is the connectivity of the i th pre-existing site and α_A characterizes the importance of the euclidean distance r for the network growth. For special values of the parameters, this model recovers respectively the Bianconi-Barabási and the Barabási-Albert ones. The present generalised model is asymptotically scale-free in all cases, and its degree distribution is very well fitted with q -exponential distributions, which optimizes the nonadditive entropy S_q , given by $p(k) \propto e_q^{-k/\kappa} \equiv 1/[1 + (q-1)k/\kappa]^{1/(q-1)}$, with (q, κ) depending uniquely only on the ratio α_A/d and the fitness distribution. Hence this model constitutes a realization of asymptotically-scale-free geographical networks within nonextensive statistical mechanics, where k plays the role of energy and κ plays the role of

temperature. General scaling laws are also found for q as a function of the parameters of the model.

1. Introduction

Complex networks constitute a powerful tool for the description of many natural, artificial and social systems. In the last decades hundreds of models have been proposed to describe them [1–17]. Of particular importance, and representative of many such systems, are the so-called asymptotically-scale free networks, or simply scale-free networks. In all those models a major role is played by the attachment rule, that is the way in which each element (node) of the system (network) gets new connections (links). The attachment probability for a node to win over the others could be proportional to its degree (i.e., how many connections it already has). If the system is geographically constrained, as for ecological systems, power grids, public transportation, social face-to-face interactions, there will usually be a (inverse) power-law proportionality to the geographical distance between the nodes. In this case the importance of the distance between the nodes can be regulated by the introduction of a parameter α_A , where A stands for *attachment*. Furthermore, if each node has any ability (or inability) to attract new nodes, a *fitness* parameter $\eta \in [0, 1]$ can be introduced for every node. The possible values that the fitness parameter can take, i.e., the fitness parameter distribution, and the importance of the distances between nodes, open the doors for different models to emerge. Among the first ones we find the Barabási-Albert model [5] where there is no dependence on the distances and all the nodes have the same ability to attract new ones (the fitness parameter equals one for all nodes). A possible extension of this model is the well-known Bianconi-Barabási one [6], where now the fitness parameter is (introduced and chosen) uniformly between zero and one.

It turned out that these are particular cases of more general models [9, 14, 15], where the dependence on the distance of the growing mechanism and therefore the role of dimensionality of the system is introduced. The nodes are placed in a specific geographical position (for dimension $d = 1, 2$ and 3) based on an isotropic distribution; then the topology of the network is dictated by the degree, the fitness and distances between nodes.

In this article we generalise the fitness distribution obtaining a new landscape of models of which the above cited are particular cases. We recover them by tuning a new introduced parameter (ρ) to particular values as illustrated in the following sections.

2. Model

In the following we describe the procedure we propose for a generalised asymptotically-scale-free geographical network. We build the network by successively including one node at a time. We start with the first node placed at the origin, then we add a second

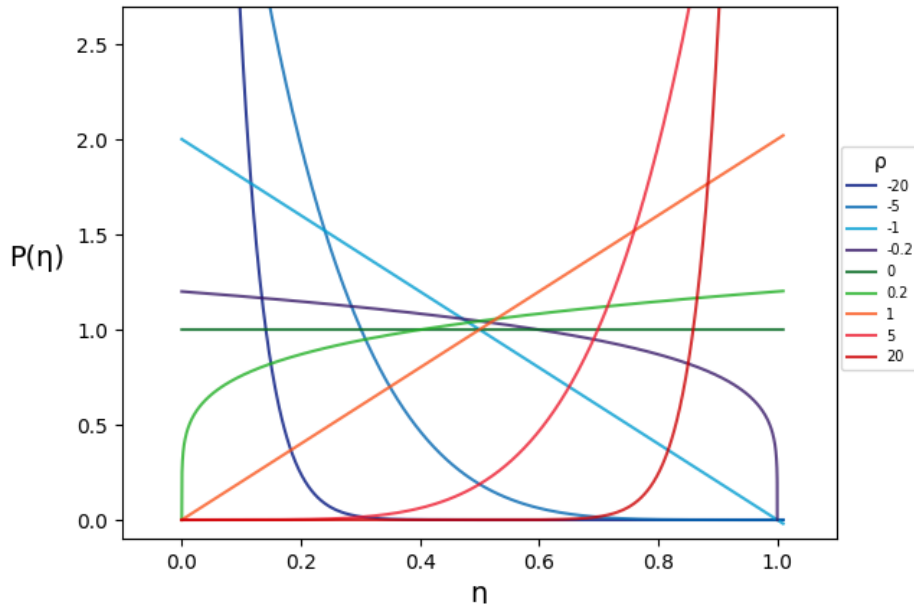


Figure 1. Fitness distributions $P(\eta)$ for typical values of $\rho \in (-\infty, \infty)$. The $\rho \rightarrow \infty$ and $\rho \rightarrow -\infty$ limits correspond respectively to $P(\eta) = \delta(\eta - 1)$ and $P(\eta) = \delta(\eta)$, $\delta(x)$ being the Dirac delta distribution; $\rho = 0$ corresponds to the uniform distribution $P(\eta) = 1, \eta \in [0, 1]$.

node, a third one and so on up to N . In all the simulations we run, we have chosen $N = 10000$ as the total number of nodes and we run the simulations 1000 times for each chosen set of parameters (every run took several days). Each node is located at a certain Euclidean distance $r \geq 1$ from the center of mass of all the preexisting nodes, and it is picked from a d -dimensional *isotropic* distribution

$$p(r) \propto \frac{1}{r^{d+\alpha_G}} \quad (1)$$

where $d = 1, 2, 3$, and $\alpha_G > 0$ is chosen to make the distribution $p(r)$ normalizable. Here G stands for *Growth* to distinguish it from the other parameter introduced here below. As it was shown in [14], α_G does not relevantly affect the growth of the network. Therefore we shall typically fix it to be $\alpha_G = 2$ in this paper.

At each time step, the degree k of each node is updated (after the connections are created as explained here below). Also a fitness parameter $\eta \in [0, 1]$ is attached to the new arrived node. The main novelty of the present model is the probability distribution of η (see Fig. 1) chosen to be

$$P(\eta) = (1 + \rho)\eta^\rho, \quad \text{for } \rho > 0 \quad (2)$$

$$P(\eta) = 1, \quad \text{for } \rho = 0 \quad (3)$$

$$P(\eta) = (1 - \rho)(1 - \eta)^{-\rho}, \quad \text{for } \rho < 0 \quad (4)$$

where the pre-factors $(1 + \rho)$ and $(1 - \rho)$ come from normalization. The just introduced parameter $\rho \in (-\infty, \infty)$ regulates the fitness parameter distribution. The latter can be tuned to particular values which allows us to recover various well-known models and a variety of new possibilities that we shall discuss along the paper.

When a new node j is added it will be attached to one of the preexisting nodes i following the preferential attachment rule

$$\Pi_i = \frac{k_i \eta_i r_{ij}^{-\alpha_A}}{\sum_i k_i \eta_i r_{ij}^{-\alpha_A}} \quad (\alpha_A \geq 0) \quad (5)$$

where r_{ij} is the geographical distance between nodes i and j , and α_A is the parameter that regulates the importance of distances in the attachment rule (A stands for *Attachment*). Clearly, in the $\alpha_A = 0$ limit, distances play no role and the connectivity is dictated only by how many connections a node already has (i.e. k) and its ability to get new ones (i.e. η). Basically the topology associated with our model is influenced by the couple of parameters (α_A, ρ) , and by the dimensionality d of the system.

Despite its simplicity, the present model is able to reproduce a wide landscape of other models, some of which are well-known, plus a variety of previously unexplored ones as we will discuss in the following section.

3. Results

The first natural quantity to study is the final stationary degree distribution of the network obtained following the growth rules described in the previous section. The latter is found to be of the form $P(k) \propto e_q^{-k/\kappa}$, see Fig.2, where the q -exponential function is defined as

$$e_q^z \equiv [1 + (1 - q)z]^{1/(1-q)} \quad (z \in \mathbb{R}) \quad (6)$$

if $1 + (1 - q)z \geq 0$, and vanishes otherwise, with $e_1^z = e^z$.

The distribution $P(k)$ optimizes, under appropriate simple constraints, the nonadditive entropy [18–21]

$$S_q = \bar{k} \frac{1 - \sum_i p_i^q}{q - 1} \quad \left(\sum_i p_i = 1; q \in \mathbb{R}; S_1 = S_{BG} = -\bar{k} \sum_i p_i \ln p_i \right), \quad (7)$$

where BG stands for *Boltzmann-Gibbs*, and \bar{k} is a positive conventional constant. Since the q -exponential distribution optimizes the nonadditive entropy S_q , this model constitutes but a particular system within nonextensive statistical mechanics (see [20,21] for a review), where k plays the role of energy and κ plays the role of temperature. Later on we show how (q, κ) depend on $(\alpha_A/d, \rho)$. As expected we find that the generated networks are asymptotically scale-free.

As mentioned above, the model sensibly depends on the couple of parameters (α_A, ρ) plus the dimensionality of the system d . In particular, for $(\alpha_A, \rho) = (0, 0)$ and $(\alpha_A, \rho) = (0, \infty)$ this model recovers respectively the Bianconi-Barabasi [6] and the Barabasi-Albert [5] ones. Indeed, for $\rho = 0$ from eq. (3) the fitness probability is equal

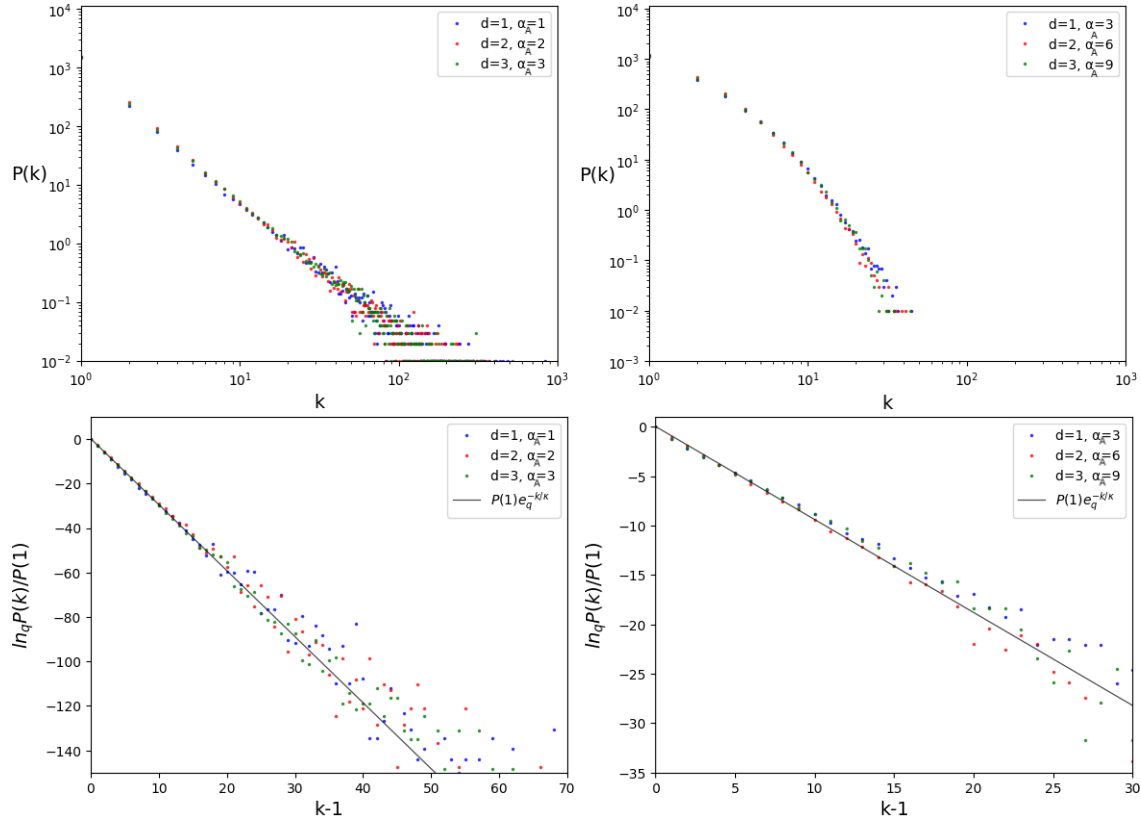


Figure 2. Typical examples of $P(k)$ for $\rho = -100$, as a good approximation for $\rho \rightarrow -\infty$. *Left plots:* For $\alpha_A/d = 1$ and $d = 1, 2, 3$ (log-log and q -log-linear representations). *Right plots:* For $\alpha_A/d = 3$ and $d = 1, 2, 3$ (log-log and q -log-linear representations).

for all nodes and thus the fitness does not play any role in the model, while for $\rho \rightarrow \infty$ we get a Dirac-delta function centered at $\eta = 1$. The region where $\rho \in [-\infty, 0)$ has never been explored before. We built networks with ρ varying in the interval $[-\infty, \infty]$; as expected and shown in fig. 3 (for extreme cases) the parameter ρ does not affect too much the topology of the network while α_A surely does. Notice in this figure how the linking and spatial disposition of the nodes are respectively influenced by ρ and by α_A .

As anticipated, (q, κ) depend on $(\alpha_A/d, \rho)$. Consider first the case q versus ρ , see fig.4. It is interesting to verify that q varies from a maximum constant value for the part of the spectrum where $\rho \rightarrow -\infty$ to a minimum constant value for the part of the spectrum where $\rho \rightarrow +\infty$. In the region near $\rho = 0$ a more drastic change happens for the values of q (even though all values of q stay in a small interval). In particular $\rho = 0$ corresponds to an inflection point for q , $\forall \alpha_A/d$. Observe the collapse of the curves when $\alpha_A/d = 1$ (the upper set of points) or $\alpha_A/d = 2$ (the middle set of points) showing the main dependence of q on the ratio α_A/d rather than on α_A and d taken independently. The value of q for $0 \leq \alpha_A/d \leq 1$ numerically approaches $3/2$, $7/5$ and $4/3$ for ρ approaching $-\infty$, 0 and ∞ respectively. Intriguingly enough, these three

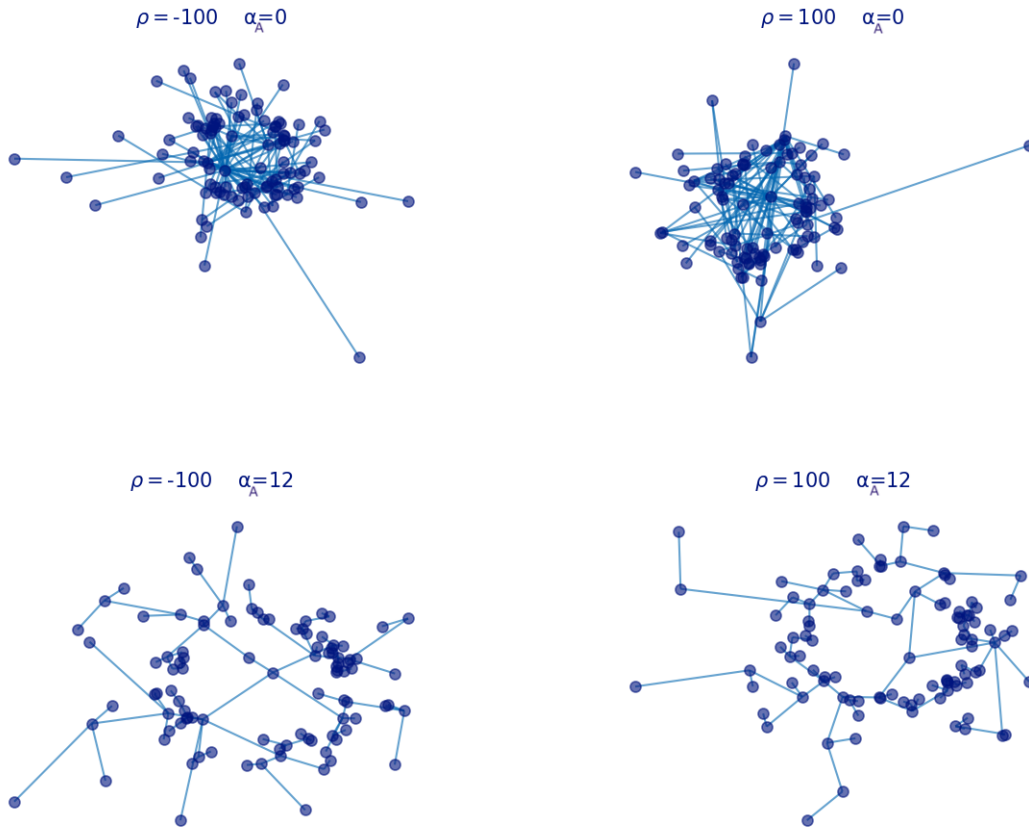


Figure 3. $d = 2$ stochastic realizations with $N = 100$, for typical values of ρ and α_A .

values of q respectively correspond to the divergences of the moments $\langle k \rangle$, $\langle k^{3/2} \rangle$ and $\langle k^2 \rangle$ of a q -exponential distribution:

$$q = \frac{3}{2} \quad \text{for } \rho \rightarrow -\infty \quad \text{corresponds to } \langle k \rangle \rightarrow \infty \quad (8)$$

$$q = \frac{7}{5} \quad \text{for } \rho = 0 \quad \text{corresponds to } \langle k^{3/2} \rangle \rightarrow \infty \quad (9)$$

$$q = \frac{4}{3} \quad \text{for } \rho \rightarrow \infty \quad \text{corresponds to } \langle k^2 \rangle \rightarrow \infty \quad (10)$$

Similar but opposite behaviour for κ as a function of ρ . More precisely, it goes from a minimum value, when $\rho \rightarrow -\infty$ to a maximum value when $\rho \rightarrow +\infty$; in the region near $\rho = 0$, we observe again an inflection point; the κ values change more rapidly than the q values. In any case all points are distributed in a narrow interval. Notice also the same collapse of the curves as for the case of q showing the strict dependence of κ on the ratio α_A/d rather than on α_A and d taken independently. An inflection point emerges for both q and κ as functions of ρ for $\rho = 0$, $\forall \alpha_A/d$. The opposite behaviour of q and

ρ shows up in the relation that can be observed between the two (see the lowest graph in fig.4). All the (q, κ) data closely lie within the straight line

$$q = 1.54 - 0.29 \kappa \quad \forall (\alpha_A/d, \rho) \quad (11)$$

The monotonicity of this relation constitutes a neat indication of the criticality present in the growing network. Indeed, for each value of q , there is only one value of κ .

A collapse of the data could be observed also by plotting q and κ as functions of α_A/d see fig. 5.

We analysed different cases, changing the ρ parameter, and we found that the behaviour is very similar for the entire spectrum of ρ . Here we show the case for $\rho \rightarrow -\infty$, that is an interesting, previously unexplored, case. In the top two plots you can see the dependence of q and κ , for different dimensions, on the values of α_A . They have similar behaviour but differentiate for different dimensions d . In the low two plots, it is shown the collapse of the curves when one considers q and κ as functions of α_A/d . All the curves collapse in a single universal one. As said, this is true for the whole spectrum of ρ , showing that our model, with the new introduced parameter is able to reproduce many well-known models and that the universal dependence of q and κ on α_A/d is valid for $\rho \in [-\infty, \infty]$, therefore it is a universal behaviour for a plethora of various models.

4. Conclusions

Summarising, inspired by previous works on asymptotically scale-free network models with fitness parameter η , geographical constraints, and attachment tuning parameter α_A , we have presented a generalised network model with a wider spectrum for the fitness of the nodes. This was achieved by introducing a new probability distribution for the fitness, eqs.(2-4), namely by considering the parameter ρ that allows us to fix several different distributions for η . In particular, by fixing $\rho = \infty$ (and $\alpha_A = 0$) we recover the Barabási-Albert model, while by fixing $\rho = 0$ (and $\alpha_A = 0$) it is possible to recover the Bianconi-Barabási one. The node degree distribution is numerically shown to be $p(k) \propto e_q^{-k/\kappa}$. We have also shown that q and κ depend only on ρ and on α_A/d . In the q case (κ case), as functions of $\rho \in (-\infty, \infty)$, all the values lie in a narrow decreasing (increasing) interval. On the other hand, $\rho = 0$ turned out to be an inflection point for both parameters q and κ , $\forall \alpha_A/d$.

It was also shown that q and κ are dependent on the ratio α_A/d rather than on α_A and on d taken independently. Interestingly enough, the value of q for $0 \leq \alpha_A/d \leq 1$ numerically approaches $3/2$, $7/5$ and $4/3$ for ρ approaching $-\infty$, 0 and ∞ respectively. These values of q respectively correspond to the divergences of the moments $\langle k \rangle$, $\langle k^{3/2} \rangle$ and $\langle k^2 \rangle$ of any q -exponential distribution.

We have also found, an universal relation between q and κ since all the data closely lie along the critical straight line $q = 1.56 - 0.36 \kappa$, $\forall (\alpha_A/d, \rho)$.

Moreover the herein introduced ρ parameter, does not affect much the topology of the

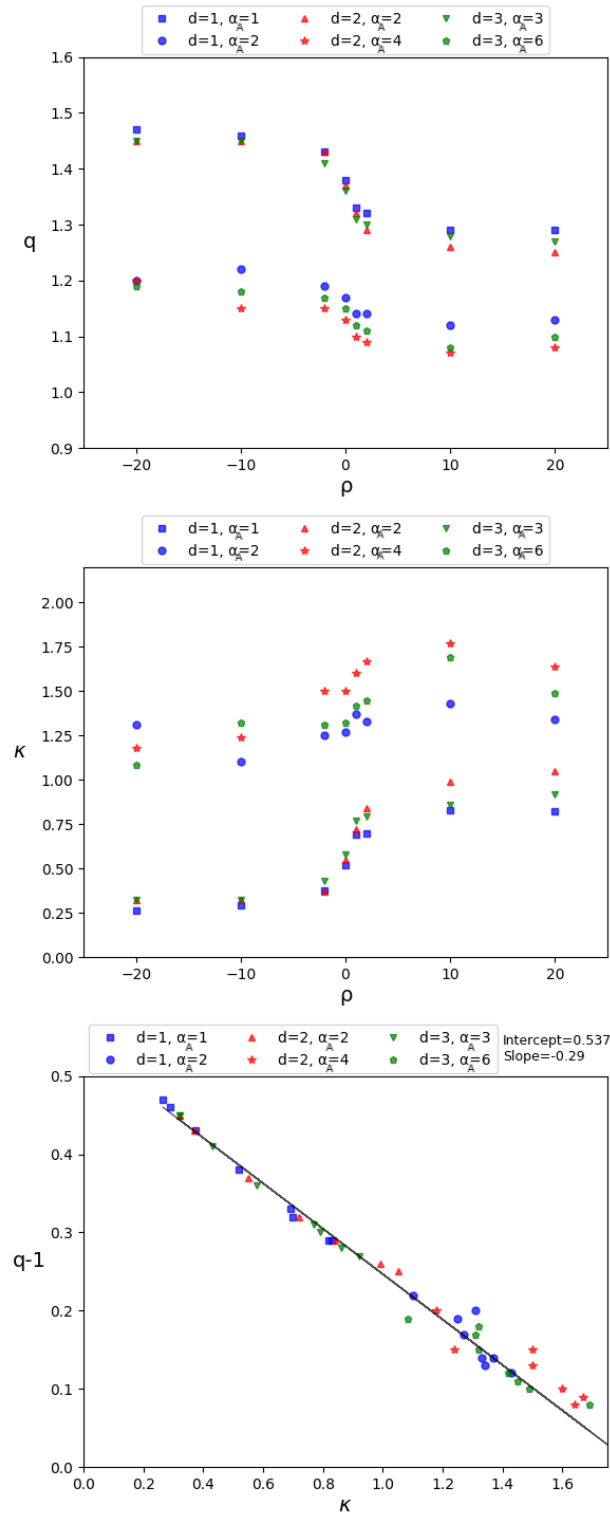


Figure 4. Upper plot: q as a function of ρ for $\alpha_A/d = 1, 2$ ($d = 1, 2, 3$). Middle plot: κ as a function of ρ for $\alpha_A/d = 1, 2$ ($d = 1, 2, 3$). Lower plot: Nearly linear relation between q and κ (for typical values of ρ and $d = 1, 2, 3$), whose monotonicity denotes the criticality of the system.

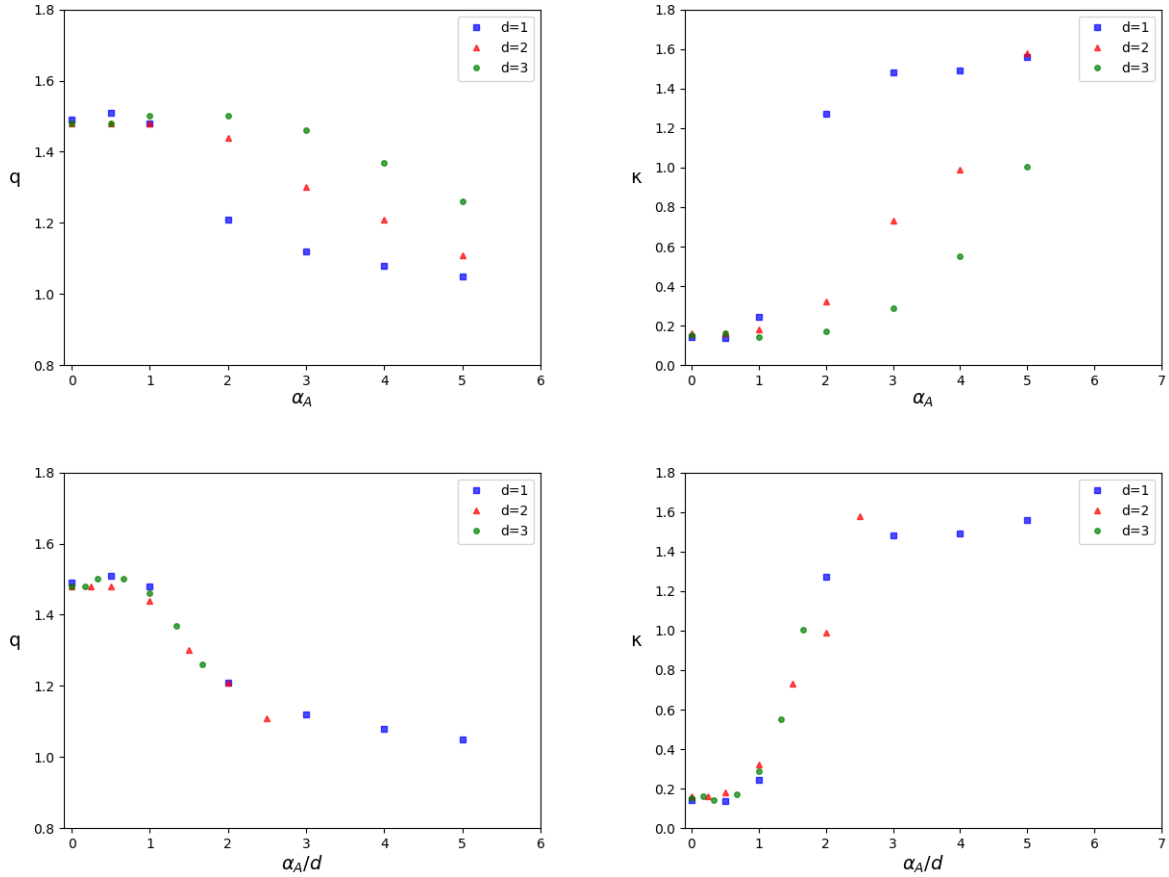


Figure 5. q and κ as functions of α_A (upper plots) and of α_A/d (lower plots) for $\rho = -100$ and $d = 1, 2, 3$.

network, whereas α_A does. This actually is good news for our model in the sense that it constitutes a smooth generalization of the ubiquitous asymptotically-scale-free networks.

5. Acknowledgements

N.C. gratefully acknowledges L. Cirto for helpful computational suggestions and S. Brito for several interesting discussions. He also acknowledges University of Catania and INFN for financial support and Centro Brasileiro de Pesquisas Físicas in Rio de Janeiro for a very warm hospitality. C. T. acknowledges partial financial support of CNPq and Faperj (Brazilian agencies). A.R. acknowledges financial support of the project *Linea di intervento 2* of the Department of Physics and Astronomy *Ettore Majorana* of the University of Catania and of the PRIN 2017WZFTZP *Stochastic forecasting in complex systems*.

6. References

- [1] D.J. Watts, S.H. Strogatz *Collective dynamics of small-world networks*, Nature 393 (1998) 440.
- [2] S.H. Strogatz, *Exploring complex networks*, Nature 410 (2001) 268.
- [3] A.L. Barabasi, R. Albert, *Emergence of scaling in random networks*, Science 286(5439), 509512 (1999).
- [4] M.E.J. Newman, *The structure and function of complex networks*, SIAM Rev. 45 (2003) 167.
- [5] R. Albert, A.L. Barabasi *Statistical mechanics of complex networks*, Reviews of Modern Physics Vol. 74 (2002) 47.
- [6] G. Bianconi, A. L. Barabasi, *Competition and Multiscaling in Evolving Networks*, Europhys. Lett. 54 (2001) 436.
- [7] G. Ergun, G.J. Rodgers *Growing random networks with fitness*, Phys. A: Stat. Mech. Appl. 303 (2002) 261
- [8] P. Crucitti, V. Latora, M. Marchiori, A. Rapisarda, *Error and attack tolerance of complex networks* Physica A 340 (2004) 388.
- [9] S. Thurner and C. Tsallis, *Nonextensive aspects of self-organised scale-free gas-like networks*, Europhys. Lett. 72 (2005) 197.
- [10] M.D. de Meneses, S.D. da Cunha, D.J. Soares, L.R. da Silva *Preferential attachment scale-free growth model with random fitness and connection with Tsallis statistics*, Prog. Theor. Phys. Suppl. 162 (2006) 131.
- [11] S. Boccaletti, V. Latora, Y. Moreno, M. Chavez, D.-U. Hwang, *Complex networks: Structure and dynamics* Physics Reports 424 (2006) 175.
- [12] M. Barthélemy *Spatial networks*, Phys. Rep. 499 (2011) 1.
- [13] T. Emmerich, A. Bunde, S. Havlin *Structural and functional properties of spatially embedded scale-free networks* Phys. Rev. E 89 (2014) 062806.
- [14] S. Brito, L.R. da Silva, C. Tsallis, *Role of dimensionality in complex networks*, Scientific Reports 6 (2016) 27992.
- [15] T.C. Nunes, S. Brito, L.R. da Silva, C. Tsallis, *Role of dimensionality in preferential attachment growth in the Bianconi-Barabási model*, J. Stat. Mech. (2017) 093402.
- [16] G. Bianconi, R. Christoph, *Network geometry with flavor: from complexity to quantum geometry* Phys. Rev. E 93 (2016) 032315
- [17] N. Cinardi, A. Rapisarda, G. Bianconi, *Quantum statistics in Network Geometry with Fractional Flavor*, J. Stat. Mech. october (2019) 103403.
- [18] C. Tsallis, *Possible generalization of Boltzmann-Gibbs statistics*, J. Stat. Phys. 52 (1988) 479.
- [19] C. Tsallis, R.S. Mendes, A.R. Plastino *The role of constraints within generalised nonextensive statistics*, Physica A, 261 (1998) 534.
- [20] C. Tsallis, *Introduction to Nonextensive Statistical Mechanics - Approaching a Complex World*, (2009) New York: Springer
- [21] C. Tsallis, *Beyond Boltzmann-Gibbs-Shannon in physics and elsewhere*, Entropy 21 (2019) 696