


A numerical investigation into the scaling behavior of the longest increasing subsequences of the symmetric ultra-fat tailed random walk

J. Ricardo G. Mendonça 

Escola de Artes, Ciências e Humanidades, Universidade de São Paulo, Rua Arlindo Bettio 1000, Vila Guaraciaba, 03828-000 São Paulo, SP, Brazil

Abstract

The longest increasing subsequence (LIS) of a sequence of correlated random variables is a basic quantity with potential applications that has started to receive proper attention only recently. Here we investigate the behavior of the length of the LIS of the so-called symmetric ultra-fat tailed random walk, introduced earlier in an abstract setting in the mathematical literature. After explicitly constructing the ultra-fat tailed random walk, we found numerically that the expected length L_n of its LIS scales with the length n of the walk like $\langle L_n \rangle \sim n^{0.716}$, indicating that, indeed, as far as the behavior of the LIS is concerned the ultra-fat tailed distribution can be thought of as equivalent to a very heavy tailed α -stable distribution. We also found that the distribution of L_n seems to be universal, in agreement with results obtained for other heavy tailed random walks.

Keywords: Longest increasing subsequence, random walk, heavy tailed distribution, correlated random variables, universality

1. Introduction

Let $X = (X_1, \dots, X_n)$ be a sequence of $n \geq 1$ real numbers and let $X_{i_1} < \dots < X_{i_k}$, with $1 \leq i_1 < \dots < i_k \leq n$ be an (strictly) increasing subsequence of X of maximum length k . We call any such subsequence a longest increasing subsequence (LIS) of X . There can be more than one LIS for a given sequence, with different elements but all of the same maximum length. While the LIS of random permutations (a.k.a. Ulam's problem) has been the subject of much activity since the early 1970s [1–6], certainly due to its beautiful algebraic and combinatorial aspects, the fundamental properties of the LIS of random walks and other correlated time series remained little explored until recently [7, 8], despite their applications in fields like data stream reliability and analytics [9–12].

In a couple of recent numerical studies, several properties of the LIS of random walks—its scaling behavior for different types of step length distributions, short and heavy tailed, large deviation rate function, and full distribution function—have been investigated [13–15]; see also the closely related [16]. The behavior of the LIS of random walks with very heavy tailed distribution of step lengths, however, remained a challenge, mainly because of the difficulties involved in the efficient calculation with numbers of widely different orders of magnitude in the computer.

In this paper we consider the behavior of the length of the LIS of the symmetric ultra-fat tailed random walk introduced in [8]. In principle, we can think of an ultra-fat tailed distribution as equivalent to a symmetric α -stable distribution with $\alpha \downarrow 0$. The expected length L_n of the LIS of the ultra-fat tailed random

walk has been shown to be bounded like

$$n^{0.690} \leq \mathbb{E}(L_n) \leq n^{0.815}, \quad (1)$$


but the exponents are not sharp [8]. Simulations of heavy tailed symmetric α -stable random walks with $\alpha = 1/2$ furnished $\mathbb{E}(L_n) \sim n^\theta$ with $\theta \simeq 0.705$ [13, 15].

In what follows, we simulate the symmetric ultra-fat tailed random walk and investigate the behavior of the length L_n of its LIS as a function of the walk length n . Our goals are (i) to verify whether the random walk specified in Section 2 indeed behaves like a very heavy tailed random walk vis-à-vis our previous results for such random walks and (ii) how the behavior of its LIS compares with the bounds in (1). We also address the possible universality of the distribution function of the random variable L_n for ultra-fat tailed random walks.

2. The ultra-fat tailed random walk

In its original formulation, the symmetric ultra-fat tailed random walk involves a non-Archimedean totally ordered space that is not immediately suited for numerical approaches [8]. In [17], the following characterization of an ultra-fat tailed distribution was given: in any collection of n i.i.d. picks from an ultra-fat tailed distribution, the greatest pick is much greater than the sum of the magnitudes of the other picks with probability tending exponentially rapidly to 1 as $n \rightarrow \infty$.

Following [8, 17], we can construct the symmetric ultra-fat tailed random walk for a fixed number n of steps as follows. Let $b \geq 2$ be an integer, $\pi = (\pi_1, \dots, \pi_n)$ a random permutation on $\{1, \dots, n\}$, and $s = (s_1, \dots, s_n)$ a sequence of n independent \pm signs picked uniformly at random. The n -step symmetric

Email address: jricardo@usp.br (J. Ricardo G. Mendonça )

ultra-fat tailed random walk is the sequence (X_1, \dots, X_n) given by

$$X_0 = 0, \quad X_k = X_{k-1} + s_k b^{\pi_k}, \quad 1 \leq k \leq n. \quad (2)$$

The random signs ensure that the distribution of step increments is symmetric. The numbers X_k can be represented by a vector with k signs s_1, \dots, s_k located respectively at positions π_1, \dots, π_k and $n - k$ zeros elsewhere,

$$X_k = (s_{[\pi_1^{-1} \leq k]}, \dots, s_{[\pi_n^{-1} \leq k]}), \quad (3)$$

where by $s_{[\pi_j^{-1} \leq k]}$ we denote $s_{\pi_j^{-1}}$ if the inverse permutation $\pi_j^{-1} \leq k$ and 0 otherwise. Equation (3) is just the positional radix- b representation of X_k .

The numbers X_k are all distinct. Given X_i and X_j (assume for definiteness that $j > i$), we can check whether $X_j > X_i$ by checking

$$\text{sgn}(X_j - X_i) = \text{sgn} \left(\sum_{l=i+1}^j s_l b^{\pi_l} \right), \quad (4)$$

which depends only on the sign of the highest power of b on the r.h.s. We can thus determine whether $X_j > X_i$ by checking the sign s_k with index k determined by the condition $\pi_k = \max\{\pi_{i+1}, \dots, \pi_j\}$. This means that we do not need to compute the numbers X_k to compute the LIS of the sequence (X_1, \dots, X_n) , because the LIS of a sequence of numbers depends only on their relative order, not on their magnitudes. Given a realization of π and s , we can compute the LIS of the random walk (2) without ever having to actually write down the X_k .

3. Numerical results

We generate the random signs s trivially and the random permutations π by the Fisher-Yates-Durstenfeld algorithm [18]. Since we only sample an infinitesimal fraction of the possible $n!$ permutations in our simulations, we gloss over the fact that a pseudorandom number generator cannot produce more distinct permutations than it has distinct internal states. The LIS of an arbitrary sequence of numbers can be calculated in $O(n)$ space and $O(n \log n)$ time by the patience sorting algorithm [5, 19].

For each $n = 2^l$, $10 \leq l \leq 18$, we generate 5000 ultra-fat tailed random walks (i.e., pairs of random permutation and random signs), determine the length of their LIS and compute the sample raw moments $\langle L_n \rangle$ and $\langle L_n^2 \rangle$. Our results appear in Figure 1. A least-squares fit of the data to the function $an^\theta(1 + b \log n)$ furnishes

$$\begin{aligned} \langle L_n \rangle &\sim n^\theta, & \theta &= 0.716 \pm 0.002, \\ \langle L_n^2 \rangle &\sim n^\gamma, & \gamma &= 1.431 \pm 0.004. \end{aligned} \quad (5)$$

The best fits were obtained with $b = 0$ in both cases

Figure 2 displays the exponent $\theta_{\text{ultra-fat}}$ together with the exponents found for random walks with symmetric heavy tailed distribution of step increments $\phi(|\xi| \gg 1) \sim |\xi|^{-1-\alpha}$ in the range $1/2 < \alpha \leq 3$. The data were taken from [15]. We have

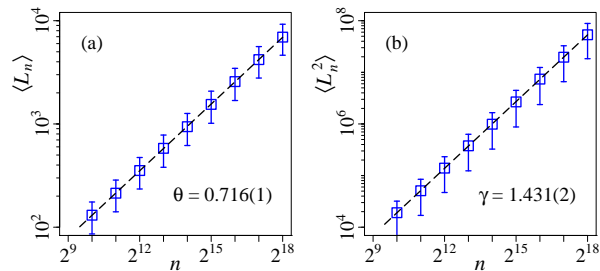


Figure 1: Log-log plot of (a) the sample mean and (b) the sample second raw moment of L_n over 5000 sample n -step ultra-fat tailed random walks for each $2^{10} \leq n \leq 2^{18}$. The asymmetric error bars are an artifact of the logarithmic scales.

placed $\theta_{\text{ultra-fat}}$ at $\alpha = 0$ but this is disputable—while we know that the ultra-fat tailed distribution can be thought of as equivalent to a symmetric α -stable distribution in the limit $\alpha \downarrow 0$ [8, Thm. 6.1], we do not know precisely to which α our finite-size ultra-fat tailed random walk corresponds. The fact that on a logarithmic scale $\alpha = 0$ is infinitely far away from $\alpha = 1/2$ does not help. We have not been able to find any simple functional relationship for $\theta(\alpha)$. We were initially expecting to find something like $\theta(\alpha) \sim (\alpha - \alpha_c)^z$ for some α_c , possibly equal to 1 (below which $\mathbb{E}(\xi) = \infty$) or 2 (below which $\mathbb{E}(\xi^2) = \infty$), and “critical exponent” z , but the data do not support such scenario [15]. From Figure 2 and our data we can only affirm that $\theta'(\alpha) \leq 0$ for $1/2 \leq \alpha \leq 3$ and that $\theta''(\alpha)$ changes sign from positive to negative somewhere between $\alpha = 1$ and $\alpha = 2$.

We see from (5) that γ is very nearly equal to 2θ . The same approximate relationship has been observed in other heavy tailed random walks [13, 15]. The fact that maybe $\gamma = 2\theta$ exactly suggests that the distribution function of the random variable L_n has the form

$$f(L_n) = \frac{1}{\mathbb{E}(L_n)} g\left(\frac{L_n}{\mathbb{E}(L_n)}\right), \quad (6)$$

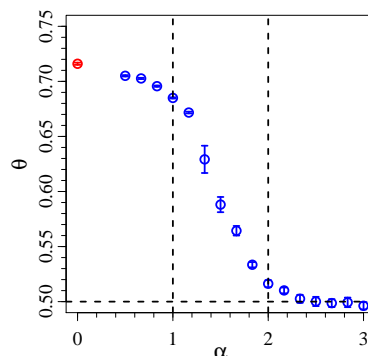


Figure 2: Leading exponent θ in the asymptotic behavior of the LIS of random walks (see Eq. (5)) with symmetric heavy tailed distribution of step increments $\phi(|\xi| \gg 1) \sim |\xi|^{-1-\alpha}$. The leftmost point is $\theta_{\text{ultra-fat}} = 0.716 \pm 0.001$, but its placement at $\alpha = 0$ is disputable (see main text).

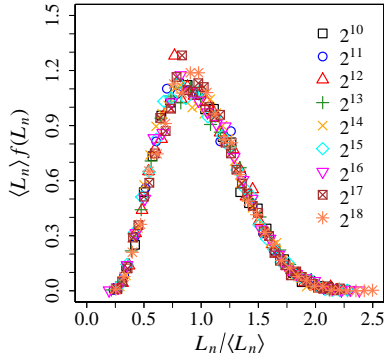


Figure 3: Collapse of the L_n data (binned into 24 to 40 bins, depending on the particular dataset) for the ultra-fat tailed random walk according to (5) and (6). The ensuing curve is a sketch of $g(u)$.

for some distribution function $g(u)$. With such distribution, all moments of L_n become proportional to $(\mathbb{E}(L_n))^k$,

$$\mathbb{E}(L^k) = \int L^k f(L) dL = (\mathbb{E}(L))^k \int u^k g(u) du. \quad (7)$$

We verified that, indeed, for our LIS data $\langle L_n^3 \rangle \sim n^{2.998\theta}$ and $\langle L_n^4 \rangle \sim n^{3.997\theta}$. The fact that (6) seems to hold for the LIS of all heavy tailed random walks (with distribution of step increments with infinite second and higher moments) with a universal function $g(u)$ irrespective of the underlying distribution of step increments was first noticed in [13] and further verified in [14, 15]. It has also been noticed that L_n does not seem to be self-averaging in these cases, as $g(u)$ does not become more concentrated with increasing n . Recall that for a self-averaging random variable $\text{Var}(X) \rightarrow 0$ as $n \nearrow \infty$, as usual when the CLT applies, but many random variables encountered, e. g., in disordered systems, do not self-average, meaning that $g(u)$ approaches a non-Gaussian distribution, or, equivalently, that $L_n / \mathbb{E}(L_n) \not\rightarrow$ constant in distribution.

Figure 3 depicts $g(u)$ obtained from our data using expressions (5) for $\mathbb{E}(L_n)$ and (6). The very good collapse observed strengthens the case for a universal distribution $g(u)$ for the length of the LIS of heavy tailed random walks, although we do not have a clue about its possible functional form. An attempt to relate $g(u)$ with a Gumbel distribution of number-theoretic pedigree proved unavailing, although the hypothetical connection between them could not be easily discarded either [15].

4. Summary and conclusions

We have extended previous studies on the length L_n of the LIS of heavy tailed random walks by considering the symmetric ultra-fat tailed random walk, the step increments of which can be thought of as distributed according to a symmetric α -stable distribution in the limit $\alpha \downarrow 0$. After explicitly constructing the ultra-fat tailed random walk, we found that $\mathbb{E}(L_n) \sim n^\theta$ with $\theta = 0.716 \pm 0.001$, which falls within the rigorous bounds (1) and also fits in nicely with the exponents found for other

heavy tailed random walks, to wit, $\theta_{\text{ultra-fat}} > \theta_{\alpha=1/2}$, indicating that, indeed, as far as the behavior of the LIS is concerned the ultra-fat tailed distribution can be thought of as equivalent to a very heavy tailed α -stable distribution with tail index $\alpha < 1/2$, at least [8, 13, 15]. The fact that θ is much closer to the lower bound than to the upper bound in (1) suggests that the upper bound might be improved, although the rigorous analysis of the LIS of random walks seems to be a tough business. We verified that the scaling form (6) is obeyed by the LIS of ultra-fat tailed random walks, in agreement with results obtained for other heavy tailed random walks [13–15]. We currently do not know whether $g(u)$ corresponds to a known distribution. It may be possible, however, to employ the techniques developed in [20] (based on random recurrence relations) to tackle the min-plus tree model of Pemantle, a sort of stochastic coagulation-annihilation process moving inwards a binary tree towards the root node, to provide an approximate derivation for $g(u)$; see also [21, 22]. We hope to explore this possibility in the future.

Acknowledgments

The author thanks two anonymous reviewers for useful suggestions improving the manuscript and FAPESP (Brazil) for partial support under grants nos. 2017/22166-9 and 2020/04475-7.

References

- [1] S. M. Ulam, Monte Carlo calculations in problems of mathematical physics, in: E. F. Beckenbach (Ed.), *Modern Mathematics for the Engineer: Second Series*, McGraw-Hill, New York, 1961, pp. 261–281.
- [2] J. M. Hammersley, A few seedlings of research, in: L. M. Le Cam, J. Neyman, E. L. Scott (Eds.), *Proceedings of the Sixth Berkeley Symposium on Mathematical Statistics and Probability, Vol. 1: Theory of Statistics*, University of California Press, Berkeley, 1972, pp. 345–394.
- [3] A. M. Vershik, S. V. Kerov, Asymptotics of the Plancherel measure of the symmetric group and the limit form of Young tableaux, *Soviet Math. Dokl.* 18 (1977) 527–531.
- [4] J. Baik, P. Deift, K. Johansson, On the distribution of the length of the longest increasing subsequence of random permutations, *J. Am. Math. Soc.* 12 (4) (1999) 1119–1178.
- [5] D. Aldous, P. Diaconis, Longest increasing subsequences: from patience sorting to the Baik-Deift-Johansson theorem, *Bull. Am. Math. Soc.* 36 (4) (1999) 413–432.
- [6] D. Romik, *The Surprising Mathematics of Longest Increasing Subsequences*, Cambridge University Press, New York, 2015.
- [7] O. Angel, R. Balka, and Y. Peres, Increasing subsequences of random walks, *Math. Proc. Cambridge* 163 (1) (2017) 173–185.
- [8] R. Pemantle, Y. Peres, Non-universality for longest increasing subsequence of a random walk, *ALEA Lat. Am. J. Probab. Math. Stat.* 14 (2017) 327–336.
- [9] D. Liben-Nowell, E. Vee, A. Zhu, Finding longest increasing and common subsequences in streaming data, *J. Comb. Optim.* 11 (2) (2006) 155–175.
- [10] P. Gopalan, T. Jayram, R. Krauthgamer, R. Kumar, Estimating the sortedness of a data stream, in *SODA '07: Proceedings of the Eighteenth Annual ACM-SIAM Symposium on Discrete Algorithms*, SIAM, Philadelphia, 2007, pp. 318–327.
- [11] A. Gál, P. Gopalan, Lower bounds on streaming algorithms for approximating the length of the longest increasing subsequence, *SIAM J. Comp.* 39 (8) (2010) 3463–3479.
- [12] L. Bonomi, L. Xiong, On differentially private longest increasing subsequence computation in data stream, *Trans. Data Priv.* 9 (1) (2016) 73–100.
- [13] J. R. G. Mendonça, Empirical scaling of the length of the longest increasing subsequences of random walks, *J. Phys. A: Math. Theor.* 50 (8) (2017) 08LT02.
- [14] J. Börjes, H. Schawe, A. K. Hartmann, Large deviations of the length of the longest increasing subsequence of random permutations and random walks, *Phys. Rev. E* 99 (4) (2019) 042104.

- [15] J. R. G. Mendonça, H. Schawe, A. K. Hartmann, Asymptotic behavior of the length of the longest increasing subsequences of random walks, *Phys. Rev. E* 101 (3) (2020) 032102.
- [16] P. Krabbe, H. Schawe, A. K. Hartmann, Number of longest increasing subsequences, *Phys. Rev. E* 101 (6) (2020) 062109.
- [17] V. Limic, R. Pemantle, More rigorous results on the Kauffman-Levin model of evolution, *Ann. Probab.* 32 (3A) (2004) 2149–2178.
- [18] D. E. Knuth, *The Art of Computer Programming Volume 2: Seminumerical Algorithms*, 3rd ed., Addison-Wesley, Reading, 1998, Section 3.4.2, Algorithm P.
- [19] S. Bspamyatnikh, M. Segal, Enumerating longest increasing subsequences and patience sorting, *Inf. Process. Lett.* 76 (1–2) (2000) 7–11.
- [20] A. Auffinger, D. Cable, Pemantle’s min-plus binary tree, arXiv:1709.07849 [math.PR]
- [21] R. Pemantle, M. D. Ward, Exploring the average values of Boolean functions via asymptotics and experimentation, in *ANALCO '06: Proceedings of the Third Workshop on Analytic Algorithmics and Combinatorics*, SIAM, Philadelphia, 2006, pp. 253–262.
- [22] B. Derrida, Z. Shi, Results and conjectures on a toy model of depinning, arXiv:2005.10208 [math-ph]