
Robust Deep Reinforcement Learning through Adversarial Loss

Tuomas Oikarinen*
UC San Diego CSE

Wang Zhang
MIT MechE

Alexandre Megretski
MIT EECS

Luca Daniel
MIT EECS

Tsui-Wei Weng
UC San Diego HDSI

Abstract

Recent studies have shown that deep reinforcement learning agents are vulnerable to small adversarial perturbations on the agent’s inputs, which raises concerns about deploying such agents in the real world. To address this issue, we propose RADIAL-RL, a principled framework to train reinforcement learning agents with improved robustness against l_p -norm bounded adversarial attacks. Our framework is compatible with popular deep reinforcement learning algorithms and we demonstrate its performance with deep Q-learning, A3C and PPO. We experiment on three deep RL benchmarks (Atari, MuJoCo and ProcGen) to show the effectiveness of our robust training algorithm. Our RADIAL-RL agents consistently outperform prior methods when tested against attacks of varying strength and are more computationally efficient to train. In addition, we propose a new evaluation method called *Greedy Worst-Case Reward* (GWC) to measure attack agnostic robustness of deep RL agents. We show that GWC can be evaluated efficiently and is a good estimate of the reward under the worst possible sequence of adversarial attacks. All code used for our experiments is available at https://github.com/tuomaso/radial_rl_v2.

1 Introduction

Deep learning has achieved enormous success on a variety of challenging domains, ranging from computer vision [1], natural language processing [2] to reinforcement learning (RL) [3, 4]. Nevertheless, the existence of adversarial examples [5] indicates that deep neural networks (DNNs) are not as robust and trustworthy as we would expect, as small and often imperceptible perturbations can result in misclassifications of state-of-the-art DNNs. Unfortunately, adversarial attacks have also been shown possible in deep reinforcement learning, where adversarial perturbations in the observation space and/or action space can cause arbitrarily bad performance of deep RL agents [6, 7, 8]. As deep RL agents are deployed in many safety critical applications such as self-driving cars and robotics, it is of crucial importance to develop robust training algorithms (a.k.a. defense algorithms) such that the resulting trained agents are robust against adversarial (and non-adversarial) perturbation.

Many heuristic defenses have been proposed to improve robustness of DNNs against adversarial attacks for image classification tasks, but they often fail against stronger adversarial attack algorithms. For example, [9] showed that 13 such defense methods (recently published at prestigious conferences) can all be broken by more advanced attacks. One emerging alternative to heuristic defenses is

*correspondence to: toikarinen@ucsd.edu, lweng@ucsd.edu

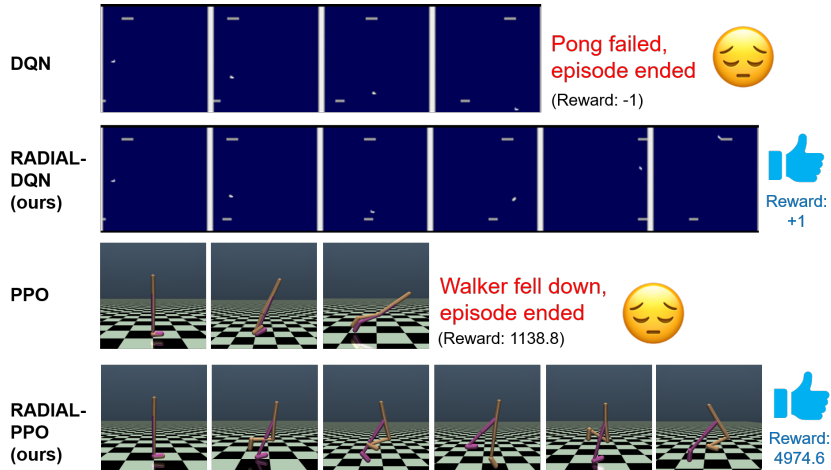


Figure 1: Screenshots of our **RADIAL** framework promoting robustness of deep RL agents while the standard deep RL agents without robust training are vulnerable to adversarial attacks.

defense algorithms² based on robustness verification or certification bounds [10, 11, 12, 13]. These algorithms produce robustness certificates such that for any perturbations within the specified ℓ_p -norm distance ϵ , the trained DNN will produce consistent classification results on given data points. Representative works along this line include [11] and [14], where the learned models can have much higher certified accuracies by including the robustness verification bounds in the loss function with proper training schedule, even if the verifier produces loose robustness certificates [14] for models without robust training (a.k.a. nominal models). Here, the certified accuracy is calculated as the percentage of the test images that are guaranteed to be classified correctly under a given perturbation magnitude ϵ .

However, most of the defense algorithms are developed for classification tasks. Few defense algorithms have been designed for deep RL agents perhaps due to the additional challenges in RL that are not present in classification tasks, including credit assignment and lack of a stationary training set. To bridge this gap, in this paper we present the **RADIAL**(Robust **AD**versarial **I**A Loss)-RL framework to train robust deep RL agents. We show that **RADIAL** can improve the robustness of deep RL agents by using carefully designed adversarial loss functions based on robustness verification bounds. Our contributions are listed below:

- We propose a novel robust deep RL framework, **RADIAL-RL**, which can be applied to different types of deep RL algorithms. We demonstrate **RADIAL** on three popular RL algorithms, DQN [3], A3C [15] and PPO [16].
- We demonstrate the superior performance of **RADIAL** agents on both Atari games and continuous control tasks in MuJoCo: our agents are $2 - 10\times$ more computationally efficient to train than [17] and can resist up to $5\times$ stronger adversarial perturbations better than existing works [18, 17].
- We also evaluate the effects of robust training on the ability of agents to generalize to new levels using the ProcGen benchmark, and show that our training also increases robustness on unseen levels, reaching high rewards even against $\epsilon = 5/255$ PGD-attacks.
- We propose a new evaluation method, *Greedy Worst-Case Reward (GWC)*, for efficiently (in linear time) evaluating RL agent performance under attack of strongest adversaries (i.e. worst-case perturbation) on discrete action environments.

²We don't use the naming convention in this field to call this type of defense as *certified defense* because we think it is misleading as such defense methodology cannot provide any certificates on unseen data.

2 Related work and background

2.1 Adversarial attacks in Deep RL

The topic of adversarial examples in supervised learning tasks has been extensively studied, especially for DNN classifiers [5, 19]. More recently, [6, 7, 8] showed that deep RL agents are also vulnerable to adversarial perturbations, including adversarial perturbations on agents’ observations and actions [6, 7, 8], mis-specification on the environment [20], adversarial disruptions on the agents [21] and other adversarial agents [22]. For a review of different attack and defense settings in RL see Ilahi *et al.* [23].

In this paper, we focus on ℓ_p -norm adversarial perturbations on agents’ observations since this threat model is adopted by many of the existing works investigating adversarial robustness of deep RL [6, 7, 8, 24, 25, 26, 27, 18, 17]. However, our framework is not limited to ℓ_p -norm perturbation and in fact can be easily extended to semantic perturbations (e.g. rotations, color/brightness changes, etc) for vision-based deep RL agents (e.g. atari games) by leveraging the techniques proposed in [28].

2.2 Formal verification and robust training for Deep RL

Robustness certification methods for DNN classifiers [12] have been applied in the deep RL setting: for example, [27] propose a policy of choosing the action with highest certified lower bound Q-value during execution, and [24] derived tighter robustness certificate for neural network policies under persistent adversarial perturbations in the system. These works study the robustness with fixed neural networks, while our work is focused on training neural networks that produce more robust RL policies.

The idea of adversarial training has been applied to deep RL to defend against adversarial attacks [25, 26]; however, these approaches often have much higher computational cost than standard training. While previous work such as [21] have also trained robust agents under different threat models from ours, we will not be comparing against them as they have different goals and evaluation methods.

The most relevant literature to our work are two robust training methods for deep Q-learning agents [18, 17]. RS-DQN [18] decouples the DQN agent into a policy and student networks, which enables leveraging additional constraints on the student DQN without strongly affecting learning of the correct Q-function, whereas SA-DQN [17] adds a hinge loss regularizer to encourage the DQN agents to follow their original actions when there are perturbations in the observation space. [17] also propose SA-PPO and SA-DDPG for training robust RL-agents in continuous control. In contrast, in **RADIAL**, we leverage the in-expensive robustness verification bounds to carefully design regularizers discouraging potentially overlapping actions of deep RL agents. As demonstrated in the Sec 4, our **RADIAL** agents outperform [18, 17] under various strength of adversarial attacks, while being 2-10× more computationally efficient to train than [17]. Moreover, we introduce a novel metric to evaluate agent performance against worst possible adversary that is not investigated in [18, 17].

2.3 Basics of Deep Reinforcement Learning

Markov Decision Process with parameters $(\mathcal{S}, \mathcal{A}, \mathcal{P}, \mathcal{R}, \gamma, s_0)$ is used to characterize the environments in this paper, where \mathcal{S} is a set of states, \mathcal{A} is a set of the available actions, $\mathcal{P} : \mathcal{S} \times \mathcal{A} \times \mathcal{S} \rightarrow \mathbb{R}$ defines the transition probabilities, and $\mathcal{R} : \mathcal{S} \times \mathcal{A} \rightarrow \mathbb{R}$ is the scalar reward function, s_0 is the initial state distribution and γ is the discount factor. RL algorithms aim at learning a possibly stochastic policy $\pi : \mathcal{S} \times \mathcal{A} \rightarrow \mathbb{R}$ describing the probability of taking an action a given state s . The goal of a policy is to maximize the cumulative time discounted reward of an episode $\sum_t \gamma^t r_t$, where t is the timestep and r_t , a_t and s_t are reward, action and state at timestep t .

Deep Q-networks (DQN) [3]. An action-value function $Q(s, a)$ describes the expected cumulative rewards given current state s and action a . In Q-learning, a policy π is constructed by taking the action with highest Q-value. The optimal Q function, denoted as $Q^*(s, a)$, satisfies the Bellman Optimality Equations $Q^*(s, a) = r + \gamma \mathbb{E}_{(s', a')} [\max_{a'} Q^*(s', a')]$, where s' is the next state and r is reward. The essence of DQN is to use neural networks to approximate the $Q^*(s, a)$ and the networks can be trained by minimizing the loss $\mathcal{L}(\theta) = \mathbb{E}_{(s, a, s', r)} [(r + \gamma \max_{a'} Q(s', a'; \theta) - Q(s, a; \theta))^2]$. The two baseline works on robust training for RL agents [18, 17] use more advanced versions than vanilla

DQN including Dueling-DQN [29] and Double-DQN [30]. Double-DQN uses two Q-networks to evaluate target value Q_{target} and the one being trained Q_{actor} , with θ_{actor} being optimized by minimizing the loss $\mathcal{L}(\theta_{\text{actor}})$:

$$\mathcal{L}(\theta_{\text{actor}}) = \mathbb{E}_{(s,a,s',r)} \left[(r + \gamma \max_{a'} Q_{\text{target}}(s', a'; \theta_{\text{target}}) - Q_{\text{actor}}(s, a; \theta_{\text{actor}}))^2 \right]. \quad (1)$$

Dueling-DQN improves DQN by splitting Q-values into the value of the state $V_Q(s)$ and advantage $A_Q(s, a)$ calculated by different output layers such that $Q(s, a) = V_Q(s) + A_Q(s, a)$.

Asynchronous Advantage Actor Critic (A3C) [15]. A3C uses neural networks to learn a policy function $\pi(a|s; \theta)$ and a state-value function $V(s; \theta_v)$. Here the policy network $\pi(a|s; \theta)$ determines which action to take, and value function evaluates how good each state is. To update the network parameters (θ, θ_v) , an estimate of the advantage function, A_t , is defined as $A_t(s_t, a_t; \theta, \theta_v) = \sum_{i=0}^{k-1} \gamma^i r_{t+i} + \gamma^k V(s_{t+k}; \theta_v) - V(s_t; \theta_v)$ with hyperparameter k . The network parameters (θ, θ_v) are learned by minimizing the following loss function:

$$\mathcal{L}(\theta, \theta_v) = \mathbb{E}_{(s_t, a_t, r_t)} [A_t^2 - A_t \log \pi(a_t) - \beta \mathcal{H}(\pi)], \quad (2)$$

where the first term optimizes the value function, second optimizes policy function and last term encourages exploration by rewarding high entropy \mathcal{H} of the policy with scaling parameter β .

Proximal Policy Optimization (PPO) [16]. PPO is a critic based policy-gradient method similar to A3C, that works for off-policy updates unlike A3C.

PPO uses the clipping function on the ratio of action probabilities to constrain the difference between new and old policy. The resulting objective function is

$$\mathcal{L}(\theta) = \mathbb{E}_{(s_t, a_t, r_t)} \left[-\min \left(\frac{\pi(a_t|s_t; \theta)}{\pi(a_t|s_t; \theta_{\text{old}})} A_t, \text{clip} \left(\frac{\pi(a_t|s_t; \theta)}{\pi(a_t|s_t; \theta_{\text{old}})}, 1 - \eta, 1 + \eta \right) A_t \right) \right], \quad (3)$$

where η is a hyper-parameter and A_t is an estimate of the advantage function at timestep t . In addition, PPO usually includes a term minimizes loss of the value function and rewarding entropy of the policy similar to A3C.

3 A Robust Deep RL framework with adversarial loss

In this section, we propose **RADIAL (Robust ADversarial Loss)-RL**, a principled framework for training deep RL agents robust against adversarial attacks. **RADIAL** designs adversarial loss functions by leveraging existing neural network robustness formal verification bounds. We first introduce the key idea of **RADIAL** and then elucidate a few ways to formulate adversarial loss for the three classical deep reinforcement learning algorithms, DQN, A3C and PPO in Sections 3.1, 3.2 and 3.3. In Section 3.4, we propose a novel evaluation metric, *Greedy Worst-Case Reward (GWC)*, to efficiently assess agent’s robustness against input perturbations.

Main idea. The training loss of the **RADIAL** framework, $\mathcal{L}_{\text{RADIAL}}$, consists of two terms:

$$\mathcal{L}_{\text{RADIAL}} = \kappa \mathcal{L}_{\text{nom}} + (1 - \kappa) \mathcal{L}_{\text{adv}}, \quad (4)$$

where \mathcal{L}_{nom} denotes the nominal loss function such as Eqs. (1)-(3) for nominal (standard) deep RL agents, and \mathcal{L}_{adv} denotes the adversarial loss which we will design carefully to account for adversarial perturbations. κ is a hyperparameter controlling the trade-off between standard performance and robust performance with value between 0 and 1, and note that standard RL training algorithms have $\kappa = 1$ throughout the full training process. Here we propose two principled approaches to construct \mathcal{L}_{adv} both via the neural network robustness certification bounds [14, 12, 13, 11, 31, 32, 33, 34]:

- #1. Construct an *strict* upper bound of the perturbed standard loss (Eq (9), (10), (7));
- #2. Design a regularizer to minimize overlap between output bounds of actions with large difference in outcome (Eq (5), (6)).

The Approach #1 is well-motivated as minimizing a strict upper bound of the perturbed standard loss usually also decreases the true perturbed standard loss, which indicates the policy should perform

well under adversarial perturbations. Alternatively, Approach **#2** is motivated by the idea that we want to avoid choosing a significantly worse action because of a small input perturbation.

The foundation of both Approach **#1** and **#2** lies in the robustness formal verification tools to derive output bounds of neural networks under input perturbations. Specifically, for a given neural network, suppose $z_i(x)$ is the activation of the i th layer of a neural network with input x . The goal of a robustness verification algorithm is to compute layer-wise lower and upper bounds of the neural network, denoted as $\underline{z}_i(x, \epsilon)$ and $\bar{z}_i(x, \epsilon)$, such that $\underline{z}_i(x, \epsilon) \leq z_i(x + \delta) \leq \bar{z}_i(x, \epsilon)$, for any additive input perturbation δ on x with $\|\delta\|_p \leq \epsilon$. We will apply robustness verification algorithms on the Q-networks (for DQN) or policy networks (for A3C and PPO) to get layer-wise output bounds of Q and π . These output bounds can be used to calculate an upper bound of the original loss function under worst-case adversarial perturbation \mathcal{L}_{adv} for Approach **#1**. Similarly, the layer-wise bound is used to minimize the overlap of output intervals as proposed in Approach **#2**. For the purpose of training efficiency, IBP [14] is used to compute the layer-wise bounds for the neural networks, but other differentiable certification methods [12, 13, 11, 31, 32, 33] could be applied directly (albeit may incur additional computation cost). Our experiments focus on $p = \infty$ to compare with baselines but the methodology works for general p .

3.1 RADIAL-DQN

For Dueling-DQN, the advantage function A_Q is used to decide which action to take and the value function V_Q is only important for training. Hence, we only need to make A_Q robust and the Q function is lower and upper bounded by $\underline{Q}(s, a, \epsilon) = V_Q(s) + \underline{A_Q}(s, a, \epsilon)$ and $\bar{Q}(s, a, \epsilon) = V_Q(s) + \bar{A_Q}(s, a, \epsilon)$ with ϵ -bounded perturbations to input s . In **RADIAL** we propose two approaches to derive the adversarial loss \mathcal{L}_{adv} ; however, due to the space constraints, we describe the approach that has better empirical performance in the main text, and leave the other in the Appendix.

For DQN, we find that Approach **#2** performs better. The goal of Approach **#2** is to minimize the weighted overlap of activation bounds for different actions (Fig. 2). The idea is to minimize only what is necessary for robust performance, *overlap*. If there is no *overlap*, the original action’s Q-value is guaranteed to be higher than others even under perturbation, so the agent won’t change its behavior under perturbation. However not all overlap is equally important. If two actions have a very similar Q-value, *overlap* is acceptable, as taking a different but equally good action under perturbation is not a problem. To address this we added weighting by Q_{diff} , which helps by multiplying overlaps with similar Q-values by a small number and overlaps with different Q-values by a large number.

The final loss function is as follows:

$$\mathcal{L}_{\text{adv}}(\theta_{\text{actor}}, \epsilon) = \mathbb{E}_{(s, a, s', r)} \left[\sum_y Q_{\text{diff}}(s, y) \cdot \text{Ovl}(s, y, \epsilon) \right] \quad (5)$$

where

$$Q_{\text{diff}}(s, y) = \max(0, Q(s, a) - Q(s, y)), \quad \text{Ovl}(s, y, \epsilon) = \max(0, \bar{Q}(s, y, \epsilon) - \underline{Q}(s, a, \epsilon) + \eta)$$

$\eta = 0.5 \cdot Q_{\text{diff}}(s, y)$ and a is the action taken. Here *Ovl* represents the overlap between the bounds of two actions (grey region in Fig 2). To promote additional robustness, the network is incentivized to have a margin η (rather than simply no overlaps). We set $\eta = 0.5 \cdot Q_{\text{diff}}$ to have it be half of the maximum margin attainable. See Appendix F for experiments and discussion on the importance of this choice for margin. Note that Q_{diff} is treated as a constant (no gradient) for the optimization. Eq. (5) reduces to zero when $\epsilon = 0$.

3.2 RADIAL-A3C

In A3C, as the value network V and entropy \mathcal{H} are only used to help training, we will use the unperturbed form of the approximated advantage $A_t(s_t, a_t; \theta, \theta_v)$ and entropy \mathcal{H} and focus on designing a robust policy network π in **RADIAL-A3C**. As the Approach **#2** is more effective in our experiments, we focus on describing Approach **#2** here and leave Approach **#1** in the Appendix B. The idea of Approach **#2** for A3C is very similar to DQN, except that the Q-values are replaced by a combination of the policy outputs π and the pen-ultimate layer of the policy networks z (before the softmax layer):

$$\mathcal{L}_{\text{adv}}(\theta_{\text{actor}}, \epsilon) = \mathbb{E}_{(s, a, s', r)} \left[\sum_y \pi_{\text{diff}}(s, y) \cdot \text{Ovl}(s, y, \epsilon) \right] \quad (6)$$

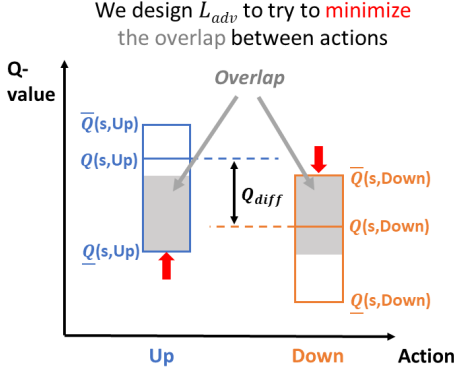


Figure 2: Visualizing L_{adv} for **RADIAL-DQN** (Approach #2) in a simple case with 2 actions.

Algorithm 1: Greedy Worst-Case Reward

```

R = 0
while  $s_t$  not terminal do
  1. Calculate  $\pi_i(s_t, \theta)$ ,  $\underline{\pi}_i(s_t, \epsilon; \theta)$  and  $\bar{\pi}_i(s_t, \epsilon; \theta)$  for each action  $i$ 
  2. Calculate set of possible actions
      $\Gamma := \{i \mid \bar{\pi}_i \geq \max_j(\underline{\pi}_j)\}$ 
  3. Take the "worst" action  $k$  out of the possible actions,
      $k = \operatorname{argmin}_{i \in \Gamma}(\pi_i(s_t, \theta))$ . Observe  $r_t$  and  $s_{t+1}$  and update  $R \leftarrow R + r_t$ 
  4.  $t = t + 1$ 
end
return R

```

with $\pi_{\text{diff}}(s, y) = \max(0, \pi(s, a) - \pi(s, y))$ and $Ovl(s, y, \epsilon) = \max(0, \bar{z}(s, y, \epsilon) - \underline{z}(s, a, \epsilon) + \eta)$. Where $\eta = 0.5 \cdot z_{\text{diff}}(s, y)$ and $z_{\text{diff}}(s, y) = \max(0, z(s, a) - z(s, y))$.

3.3 RADIAL-PPO

For **RADIAL-PPO**, we use Approach #1 as Approach #2 does not work for continuous actions (discussion in Appendix C). In **RADIAL-PPO**, we only calculate bounds over current policy output, because the experiences are generated by sampling from unperturbed old policy, and value function/advantage are only used during training. The intuition for Approach #1 is to derive an upper bound of the RHS of Eqn. 3 which will always hold.

$\forall s_t \in \mathcal{S}, \forall \|\delta\|_p \leq \epsilon; \mathcal{L}(\theta, s_t + \delta) \leq \mathcal{L}_{adv}(\theta, s_t, \epsilon)$. Minimizing this upper bound will then also decrease the loss under perturbation. In practice optimizing this loss function results in increasing the lower bound of the probability of taking good actions ($A_t \geq 0$), and decreasing the upper bound of the probability to take bad actions ($A_t < 0$).

The mathematical definition of \mathcal{L}_{adv} is the following:

$$\mathcal{L}_{adv}(\theta, \epsilon) = \mathbb{E}_{(s_t, a_t, r_t)} \left[-\min \left(\frac{\hat{\pi}(a_t | s_t, \epsilon; \theta)}{\pi(a_t | s_t; \theta_{old})} A_t, \operatorname{clip} \left(\frac{\hat{\pi}(a_t | s_t, \epsilon; \theta)}{\pi(a_t | s_t; \theta_{old})}, 1 - \eta, 1 + \eta \right) A_t \right) \right] \quad (7)$$

The worst-case policy is defined as:

$$\hat{\pi}(a_t | s_t, \epsilon; \theta) = \begin{cases} \bar{\pi}(a_t | s_t, \epsilon; \theta), & \text{if } A_t \geq 0 \\ \underline{\pi}(a_t | s_t, \epsilon; \theta), & \text{otherwise} \end{cases} \quad (8)$$

For our continuous control experiments, the output of our policy are the parameters μ, Σ of a Gaussian, with covariance being diagonal and independent of input state s . We can define bounds on distance d :

$$\bar{d}(a_t, s_t, \epsilon) = \max_{\mu \in \{\underline{\mu}, \bar{\mu}\}} (a_t - \mu)^T \Sigma^{-1} (a_t - \mu), \quad \underline{d}(a_t, s_t, \epsilon) = \min_{\mu \in [\underline{\mu}, \bar{\mu}]} (a_t - \mu)^T \Sigma^{-1} (a_t - \mu)$$

Then $\bar{\pi}(a_t | s_t, \epsilon; \theta) = \frac{e^{-\underline{d}/2}}{((2\pi)^k \det \Sigma)^{0.5}}$ and $\underline{\pi}(a_t | s_t, \epsilon; \theta) = \frac{e^{-\bar{d}/2}}{((2\pi)^k \det \Sigma)^{0.5}}$. Where k is the number of dimensions in the action space.

For discrete action, π is a categorical distribution over possible actions, where $\bar{\pi}(a_t)$ is the upper bound of the policy network π at a_t -th output. This can be computed from the upper bound of a_t -th $\log(\text{output before softmax})$ and lower bound of other logits by applying softmax.

3.4 New efficient evaluation metric: Greedy Worst-Case Reward

The goal of training RL agents robust against input perturbations is to ensure that the agents could still perform well under any (bounded) adversarial perturbations. This can be translated into maximizing the *worst-case* reward R_{wc} , which is the reward under worst possible sequence of adversarial attacks.

We define R_{wc} as follows: $R_{wc} = \min_{\|\delta_t\|_p \leq \epsilon} \mathbb{E}_\tau[R(\tau)]$ with trajectory $\tau = (s_0, a_0, \dots, s_T, a_T)$ where a_t, s_t, r_t are drawn from $\pi(s_t + \delta_t), \mathcal{P}(s_{t-1}, a_{t-1}), \mathcal{R}(s_{t-1}, a_{t-1})$ respectively, and $R(\tau) = \sum_t r_t$. One idea is to evaluate every possible trajectory τ to find which one produces the minimal reward. However R_{wc} is practically impossible to evaluate, as finding the worst perturbations δ_t of a set of possible actions a_t for each state s_t is NP-hard, and the amount of trajectories to evaluate grows exponentially with respect to trajectory length T , which is hard to compute. One possible way to avoid finding worst-case perturbations directly is to use certified output bounds [12, 13, 11, 31, 32, 33], which produces a superset of all possible actions under worst-case perturbations and hence the resulting total accumulative reward is a lower bound of R_{wc} . We name this reward as Absolute Worst-Case Reward (AWC). Note that AWC is a lower bound of R_{wc} when both the policy and environment are deterministic.

However, AWC still requires evaluating an exponential amount of possible action sequences, which is computationally expensive. To overcome this limitation, we propose an alternative evaluation method called *Greedy Worst-Case Reward* (GWC) in Algorithm 1, which approximates the desired R_{wc} and can be computed efficiently with a *linear* complexity of total timesteps T . The idea of GWC is to avoid evaluating exponential numbers of trajectories and use a simple heuristic to approximate R_{wc} by choosing the action with lowest Q-value (or the probability of action taken for A3C) greedily at each state. We show in Fig 4 (in Appendix E) that GWC is often close to AWC while being much faster to evaluate (*linear* complexity of total time steps). Discussion about metrics used in baseline works [17, 18] and full description of the algorithm for computing AWC is in Appendix D.

4 Experimental results

Environments and setup To have a fair comparison with baseline works [17, 18], we experiment on the same Atari-2600 environment [35] and same 4 games used in [17, 18]. Different from [17, 18], we further evaluate our algorithm on a more challenging ProcGen [36] benchmark, which allows us to test generalization abilities of the agent. Note that both Atari-games and ProcGen [36] benchmark have high dimensional pixel inputs and discrete action spaces. To compare our RL agents with continuous actions with [17], we use the MuJoCo environment which simulates robotic control and has relatively low-dimensional inputs and a continuous action space. Full training details and hyperparameter settings are available in Appendix H.

Evaluation. We evaluate the performance of our agents with a total of 3 metrics: (a) total reward under 10-steps l_∞ -PGD untargeted attack applied on every frame, (b) GWC and (c) Action Certification Rate (ACR)[17]. For Atari games the result of Approach #2 for **RADIAL**-agents are in Table 1, and the results of Approach #1 are in Appendix I. Note that A3C and PPO take actions stochastically during training but we set them to deterministically choose the action that has the highest probability during evaluation.

4.1 Atari results

Table 1 shows that **RADIAL**-DQN outperforms or matches all the baselines on all four games against $\epsilon = 1/255$ PGD-attacks with the same evaluation method in [17]. The result suggests that **RADIAL** can train a robust policy against $\epsilon = 1/255$ adversarial perturbations without sacrificing nominal performance. In fact, our robust **RADIAL** agents consistently outperform the baselines on all the evaluation metrics, with significant margin in RoadRunner. In addition to better rewards, our **RADIAL**-DQN is roughly $6\times$ faster to train than [17]. Experimentally if we include the standard training process, our total run time is only 17 hours compared to SA-DQN’s 35 hours on our hardware. **RADIAL**-A3C also achieves high rewards under adversarial attacks and beats the baselines on 2/4 tasks despite the games likely being chosen by previous work because they are easy for Q-learning agents. As shown in Table 1 (A3C is excluded because it did not learn Freeway), **RADIAL**-A3C reaches slightly lower nominal rewards than **RADIAL**-DQN but shows more robust performance against large perturbations, even outperforming **RADIAL**-DQN against $\epsilon = 5/255$ PGD attacks on RoadRunner. This shows **RADIAL** works well for very different types of RL algorithms.

One interesting finding is that our A3C baseline actually performed well against small PGD-attacks even without robust training (the standard DQN models all perform terribly at $\epsilon = 1/255$ while A3C has comparable or even better performance than the robust trained SA-DQN or RS-DQN.) We believe this is due to two main factors: (a) the network architecture is slightly different from DQN

Model/metric		Nominal	PGD attack			GWC	ACR
ϵ		0	1/255	3/255	5/255	1/255	1/255
<i>BankHeist</i>							
Baselines:							
Standard	DQN [17]	1325.5±5.7	29.5±2.4	0.0±0.0	0.0±0.0	0.0±0.0	0.000
	A3C	1109.0±21.4	1102.5±49.4	534.5±58.2	115.0±27.8	0.5±0.5	0.000
Robust	RS-DQN [18]	238.66	190.67	N/A	N/A	N/A	N/A
	SA-DQN [17]	1237.6±1.7	1237.0±2.0	1213.0±2.5	1130.0±29.1	1196.5±9.4	0.976
Our Methods:							
	RADIAL-DQN	1349.5±1.7	1349.5±1.7	1348±1.7	1182.5±43.3	1344.5±1.8	0.981
	RADIAL-A3C	1036.5±23.4	975±22.2	949±19.5	712±46.4	851.5±2.9	0.718
<i>Freeway</i>							
Baselines:							
Standard	DQN [17]	33.9±0.07	0.0±0.0	0.0±0.0	0.0±0.0	0.0±0.0	0.000
Robust	RS-DQN [18]	32.93	32.53	N/A	N/A	N/A	N/A
	SA-DQN [17]	30.0±0.0	30.0±0.0	30.05±0.05	27.65±0.22	30.0±0.0	1.000
Our Methods:							
	RADIAL-DQN	33.2±0.19	33.35±0.16	33.4±0.13	29.1±0.17	33.25±0.24	0.998
<i>Pong</i>							
Baselines:							
Standard	DQN [17]	21.0±0.0	-21.0±0.0	-21.0±0.0	-20.85±0.08	-21.0±0.0	0.000
	A3C	21.0±0.0	21.0±0.0	21.0±0.0	-17.85±0.33	-21.0±0.0	0.000
Robust	RS-DQN [18]	19.73	18.13	N/A	N/A	N/A	N/A
	SA-DQN [17]	21.0±0.0	21.0±0.0	21.0±0.0	-19.75±0.1	21.0±0.0	1.000
Our Methods:							
	RADIAL-DQN	21.0±0.0	21.0±0.0	21.0±0.0	21.0±0.0	21.0±0.0	0.894
	RADIAL-A3C	21.0±0.0	21.0±0.0	21.0±0.0	21.0±0.0	21.0±0.0	0.755
<i>RoadRunner</i>							
Baselines:							
Standard	DQN [17]	43390±973	0.0±0.0	0.0±0.0	0.0±0.0	0.0±0.0	0.000
	A3C	34420±604	31040±2173	3025±317	350±93	0.0±0.0	0.000
Robust	RS-DQN [18]	12106.67	5753.33	N/A	N/A	N/A	N/A
	SA-DQN [17]	45870±1380	<u>44300±1753</u>	20170±1822	3350±335	0.0±0.0	0.602
Our Methods:							
	RADIAL-DQN	44495±1165	44445±1148	39560±1621	23820±942	45770±1622	0.994
	RADIAL-A3C	34825±981	31960±933	29920±1496	31545±1480	31885±1912	0.923

Table 1: We report the mean reward of 20 runs as well as the standard error of the mean(sem). Best result boldfaced, results within a sem of the best result underlined. RADIAL-DQN outperforms all the baselines. All the robust models are trained with $\epsilon = 1/255$. RS-DQN results are N/A besides 1/255 PGD as the authors have not released code or models.

and uses Max-pooling layers, which naturally makes it more resistant against many small changes to input; (b) A3C training is more stochastic, so it is more resistant to occasional random actions caused by the untargeted attack.

Another interesting observation in our experiments across different algorithms and environments is that sometimes applying an attack or increasing the magnitude of PGD-attack increases the reward achieved. We note that this phenomenon is not unreasonable since the PGD attack is designed to simply change original actions of RL agent; it is possible and often even likely that original trajectory was not the best possible one and a different trajectory can give higher reward. We observed this phenomenon on Freeway for both SA-DQN and **RADIAL-DQN** (Table 1), and for **RADIAL-PPO** on CoinRun and Jumper (Table 2). We believe this indicates the weakness of untargeted PGD-attacks and highlights room for improvement of attacks on RL-policies.

4.2 ProcGen Results

We report our results on 3 environments on the ProcGen benchmark [36] in Table 2. To our best knowledge, it is the first evaluation of robustness of RL-agents trained on ProcGen. All our agents were trained for 25M steps on the easy setting, trained on 200 different levels and evaluated on the

Env:	Model	Dist	Nominal	$\epsilon=1/255$ PGD	$\epsilon=3/255$ PGD	$\epsilon=5/255$ PGD
Fruitbot	PPO	Train	30.20 \pm 0.23	25.72 \pm 0.33	15.56 \pm 0.38	8.79 \pm 0.35
		Eval	26.09 \pm 0.33	22.53 \pm 0.38	13.51 \pm 0.39	8.51 \pm 0.35
	RADIAL-PPO	Train	28.03 \pm 0.24	27.93 \pm 0.25	27.84 \pm 0.26	27.50 \pm 0.26
		Eval	26.08 \pm 0.29	26.06 \pm 0.30	25.87 \pm 0.30	25.81 \pm 0.30
Coinrun	PPO	Train	8.31 \pm 0.12	6.36 \pm 0.15	4.19 \pm 0.16	3.32 \pm 0.15
		Eval	<u>6.65 \pm 0.15</u>	5.22 \pm 0.16	3.58 \pm 0.15	3.36 \pm 0.15
	RADIAL-PPO	Train	7.12 \pm 0.14	7.10 \pm 0.14	7.19 \pm 0.14	7.34 \pm 0.14
		Eval	6.66 \pm 0.15	6.71 \pm 0.15	6.71 \pm 0.15	6.67 \pm 0.15
Jumper	PPO	Train	8.69 \pm 0.11	6.61 \pm 0.15	4.50 \pm 0.16	3.42 \pm 0.15
		Eval	4.22 \pm 0.16	<u>3.90 \pm 0.15</u>	3.10 \pm 0.15	3.15 \pm 0.15
	RADIAL-PPO	Train	6.59 \pm 0.15	6.70 \pm 0.15	6.55 \pm 0.15	6.83 \pm 0.15
		Eval	3.85 \pm 0.15	3.93 \pm 0.15	3.75 \pm 0.15	3.59 \pm 0.15

Table 2: Results on the ProcGen environments. Each model was evaluated for 1000 episodes on the training/evaluation set. Reported means together with standard error of the mean.

Environment	Model	Nominal		Attack (MAD)	
		$\epsilon = 0$	$\epsilon = 0.0375$	$\epsilon = 0.075$	$\epsilon = 0.15$
Walker2D ($\epsilon_{\text{train}} = 0.075$)	PPO	3635.3 \pm 50.7	1968.5 \pm 90.6	1283.1 \pm 61.9	670.3 \pm 31.9
	SA-PPO [17]	3776.4 \pm 186.0	3923.6 \pm 189.9	3263.7 \pm 228.1	<u>3652.1\pm203.3</u>
	RADIAL-PPO	5251.6\pm10.4	5108.4\pm67.9	4474.7\pm140.6	3895.3\pm128.3
Hopper ($\epsilon_{\text{train}} = 0.075$)	PPO	2740.7 \pm 125.8	2034.4 \pm 126.9	1524.2 \pm 146.3	969.9 \pm 90.1
	SA-PPO [17]	3585.0 \pm 56.4	3364.7 \pm 93.9	<u>3165.1\pm107.1</u>	<u>2248.3\pm124.7</u>
	RADIAL-PPO	3737.5\pm4.4	3684.9\pm27.4	3252.1\pm101.9	2498.9\pm130.0
Half Cheetah ($\epsilon_{\text{train}} = 0.15$)	PPO	5566.0\pm8.7	5517.8\pm8.8	5179.3\pm64.7	1483.6 \pm 193.4
	SA-PPO [17]	4175.0 \pm 29.9	4168.8 \pm 29.9	4178.5 \pm 35.3	4173.1\pm31.8
	RADIAL-PPO	4724.3 \pm 10.6	4629.7 \pm 36.9	4480.0 \pm 66.9	4008.5 \pm 119.5

Table 3: We report the results of reward (mean \pm standard error of the mean) for each agent in MuJoCo continuous control tasks. Agents are trained for 4096k steps and evaluated for 50 episodes on the evaluation set. Results within standard error of the mean from best result underlined.

full distribution. We used the IMPALA-CNN architecture [36], which is a significantly larger than the ones in our Atari experiments, but our algorithm and training setup can still successfully scale to this more complex setting. We notice like A3C, the original PPO-policy is already quite robust against small PGD-attacks, but **RADIAL-PPO** has even better robustness to much stronger attacks. Next, we use the train/evaluation split in levels to study whether our robust training generalizes to new environments. We observe that **RADIAL** training increases robustness consistently on both training and evaluation set, and the gap between training and evaluation results is often smaller for **RADIAL-PPO**. The results in Table 2 uses a deterministic version of the policy and the result of stochastic policy is reported in Appendix I.

4.3 MuJoCo Results

In Table 3 we show our results on 3 environments from MuJoCo [37] and comparison with vanilla PPO method and SA-PPO [17] convex relaxation approach. We directly use the implementation from [17]. We train 4096 k steps for all 3 environments, whereas [17] uses roughly 2000k for Walker2D and Hopper. For each environment, we compare the performance under MAD attacks [17] with different ϵ . For Walker2D, we use training $\epsilon = 0.075$ instead of $\epsilon = 0.05$ from [17] for better comparison under different attacks. For Walker2D and Hopper, **RADIAL-PPO** outperforms SA-PPO [17] in both natural testing and robust testing. Interesting, for Half-Cheetah, we found this environment is naturally robust (even better than robust trained agents) against attack up to $\epsilon=0.075$.

4.4 Evaluating GWC

We show empirically that GWC is indeed a good approximation of AWC reward. We compare GWC and action certification rate (ACR) against the Absolute Worst-Case Reward (AWC) on a small scale experiments on reaching the first reward within 80 frames on Freeway due to the exponential complexity of AWC. Figure is available in Appendix D. GWC is the ratio of +1 rewards as measured by GWC, while AWC uses depth first search to compute the percentage of +1 rewards using Algorithm 2 (i.e. where all possible sequences of actions get at least +1 reward). For the episodes that we evaluated, GWC matched AWC perfectly for $\epsilon \in \{1.0, 1.2, 1.5\}$. Since AWC is a lower bound of GWC, for $\epsilon \in \{1.3, 1.4\}$ GWC matched AWC on 37/40 episodes, while overestimating on the 3/40. ACR (as used in [17]) did not show as strong of a correlation with AWC. As evident in Table 1, GWC is a better indicator for the robust performance than ACR – this is the case for Freeway and Pong where SA-DQN has higher action certification rates but **RADIAL**-DQN has higher GWC and PGD rewards. Together these results give faith in GWC being a good evaluation method.

5 Conclusions and Future works

We have shown that using the proposed **RADIAL** framework can significantly improve the robustness of deep RL agents against adversarial perturbations based on robustness verification bounds – our robustly trained agents reach very good performance against even $5\times$ larger perturbations than previous state of the art, and in the meantime are much more computationally efficient to train. In addition, we have presented a new evaluation method, *Greedy Worst-Case Reward*, as a good surrogate of the worst-case reward to evaluate deep RL agent’s performance under adversarial input perturbations. Future works include extending our framework to defend against semantic perturbations such as contrast and brightness changes, which are more realistic on the vision-based RL agents (e.g. self-driving car, vision-based robots).

6 Limitations and Potential negative impact

An important limitation of our work and one that may cause negative impact in the future is that our work addresses only a specific axis of robustness, robustness against l_p -norm bounded perturbations. While there are ways to extend this, for example to semantic perturbation [28], other axes like robustness to changing environment conditions are not addressed by our method. We want to highlight common terms used in this field like certified defense and robustness may sound very convincing to a non-expert, but insufficient understanding of the limits of current robust training methods and overly relying on them presents pressing potential for negative social impact.

Acknowledgement

The authors would like to thank anonymous reviewers for valuable feedback to improve the manuscript. The authors thank MIT-IBM Watson AI lab and the MIT SuperUROP program for support in this work. T. Oikarinen and T.-W. Weng are supported by National Science Foundation under Grant No. 2107189.

References

- [1] A. Krizhevsky, “Learning multiple layers of features from tiny images,” 2009.
- [2] S. Lai, L. Xu, K. Liu, and J. Zhao, “Recurrent convolutional neural networks for text classification,” in *Twenty-ninth AAAI conference on artificial intelligence*, 2015.
- [3] V. Mnih, K. Kavukcuoglu, D. Silver, A. Graves, I. Antonoglou, D. Wierstra, and M. Riedmiller, “Playing atari with deep reinforcement learning,” *arXiv preprint arXiv:1312.5602*, 2013.
- [4] T. P. Lillicrap, J. J. Hunt, A. Pritzel, N. Heess, T. Erez, Y. Tassa, D. Silver, and D. Wierstra, “Continuous control with deep reinforcement learning,” in *ICLR 2016*.
- [5] C. Szegedy, W. Zaremba, I. Sutskever, J. Bruna, D. Erhan, I. Goodfellow, and R. Fergus, “Intriguing properties of neural networks,” in *2nd International Conference on Learning Representations, ICLR 2014*.

- [6] S. Huang, N. Papernot, I. Goodfellow, Y. Duan, and P. Abbeel, “Adversarial attacks on neural network policies,” *arXiv preprint arXiv:1702.02284*, 2017.
- [7] Y.-C. Lin, Z.-W. Hong, Y.-H. Liao, M.-L. Shih, M.-Y. Liu, and M. Sun, “Tactics of adversarial attack on deep reinforcement learning agents,” in *Proceedings of the 26th International Joint Conference on Artificial Intelligence*, pp. 3756–3762, 2017.
- [8] T.-W. Weng, K. D. Dvijotham, J. Uesato, K. Xiao, S. Gowal, R. Stanforth, and P. Kohli, “Toward evaluating robustness of deep reinforcement learning with continuous control,” *ICLR 2020*.
- [9] F. Tramer, N. Carlini, W. Brendel, and A. Madry, “On adaptive attacks to adversarial example defenses,” *Advances in Neural Information Processing Systems*, vol. 33, 2020.
- [10] A. Raghunathan, J. Steinhardt, and P. Liang, “Certified defenses against adversarial examples,” *ICLR 2018*.
- [11] J. Z. Kolter and E. Wong, “Provable defenses against adversarial examples via the convex outer adversarial polytope,” *ICML 2018*.
- [12] L. Weng, H. Zhang, H. Chen, Z. Song, C.-J. Hsieh, L. Daniel, D. Boning, and I. Dhillon, “Towards fast computation of certified robustness for relu networks,” in *International Conference on Machine Learning*, pp. 5276–5285, PMLR, 2018.
- [13] G. Singh, T. Gehr, M. Mirman, M. Püschel, and M. Vechev, “Fast and effective robustness certification,” in *NeurIPS 2018*.
- [14] S. Gowal, K. Dvijotham, R. Stanforth, R. Bunel, C. Qin, J. Uesato, R. Arandjelovic, T. Mann, and P. Kohli, “On the effectiveness of interval bound propagation for training verifiably robust models,” *arXiv preprint arXiv:1810.12715*, 2018.
- [15] V. Mnih, A. P. Badia, M. Mirza, A. Graves, T. Lillicrap, T. Harley, D. Silver, and K. Kavukcuoglu, “Asynchronous methods for deep reinforcement learning,” in *International conference on machine learning*, pp. 1928–1937, PMLR, 2016.
- [16] J. Schulman, F. Wolski, P. Dhariwal, A. Radford, and O. Klimov, “Proximal policy optimization algorithms,” *arXiv preprint arXiv:1707.06347*, 2017.
- [17] H. Zhang, H. Chen, C. Xiao, B. Li, M. Liu, D. S. Boning, and C.-J. Hsieh, “Robust deep reinforcement learning against adversarial perturbations on state observations,” in *NeurIPS 2020*.
- [18] M. Fischer, M. Mirman, S. Stalder, and M. Vechev, “Online robustness training for deep reinforcement learning,” *arXiv preprint arXiv:1911.00887*, 2019.
- [19] I. J. Goodfellow, J. Shlens, and C. Szegedy, “Explaining and harnessing adversarial examples,” *ICLR 2015*.
- [20] D. J. Mankowitz, N. Levine, R. Jeong, A. Abdolmaleki, J. T. Springenberg, Y. Shi, J. Kay, T. Hester, T. Mann, and M. Riedmiller, “Robust reinforcement learning for continuous control with model misspecification,” in *International Conference on Learning Representations*, 2020.
- [21] L. Pinto, J. Davidson, R. Sukthankar, and A. Gupta, “Robust adversarial reinforcement learning,” in *Proceedings of the 34th International Conference on Machine Learning-Volume 70*, pp. 2817–2826, JMLR. org, 2017.
- [22] A. Gleave, M. Dennis, C. Wild, N. Kant, S. Levine, and S. Russell, “Adversarial policies: Attacking deep reinforcement learning,” in *International Conference on Learning Representations*, 2020.
- [23] I. Ilahi, M. Usama, J. Qadir, M. U. Janjua, A. Al-Fuqaha, D. T. Huang, and D. Niyato, “Challenges and countermeasures for adversarial attacks on deep reinforcement learning,” *IEEE Transactions on Artificial Intelligence*, 2021.
- [24] Y.-S. Wang, T.-W. Weng, and L. Daniel, “Verification of neural network control policy under persistent adversarial perturbation,” *arXiv preprint arXiv:1908.06353*, 2019.
- [25] J. Kos and D. Song, “Delving into adversarial attacks on deep policies,” *arXiv preprint arXiv:1705.06452*, 2017.
- [26] A. Pattanaik, Z. Tang, S. Liu, G. Bommannan, and G. Chowdhary, “Robust deep reinforcement learning with adversarial attacks,” in *Proceedings of the 17th International Conference on Autonomous Agents and MultiAgent Systems*, pp. 2040–2042, 2018.

- [27] B. Lütjens, M. Everett, and J. P. How, “Certified adversarial robustness for deep reinforcement learning,” in *Conference on Robot Learning*, pp. 1328–1337, PMLR, 2020.
- [28] J. Mohapatra, P.-Y. Chen, S. Liu, L. Daniel, *et al.*, “Towards verifying robustness of neural networks against semantic perturbations,” *CVPR 2020*.
- [29] Z. Wang, T. Schaul, M. Hessel, H. Hasselt, M. Lanctot, and N. Freitas, “Dueling network architectures for deep reinforcement learning,” in *International conference on machine learning*, pp. 1995–2003, PMLR, 2016.
- [30] H. Van Hasselt, A. Guez, and D. Silver, “Deep reinforcement learning with double q-learning,” in *Proceedings of the AAAI conference on artificial intelligence*, vol. 30, 2016.
- [31] S. Wang, K. Pei, J. Whitehouse, J. Yang, and S. Jana, “Efficient formal safety analysis of neural networks,” in *Advances in Neural Information Processing Systems*, pp. 6367–6377, 2018.
- [32] H. Zhang, T.-W. Weng, P.-Y. Chen, C.-J. Hsieh, and L. Daniel, “Efficient neural network robustness certification with general activation functions,” in *Advances in neural information processing systems*, pp. 4939–4948, 2018.
- [33] A. Boopathy, T.-W. Weng, P.-Y. Chen, S. Liu, and L. Daniel, “Cnn-cert: An efficient framework for certifying robustness of convolutional neural networks,” in *Proceedings of the AAAI Conference on Artificial Intelligence*, vol. 33, pp. 3240–3247, 2019.
- [34] V. Tjeng, K. Y. Xiao, and R. Tedrake, “Evaluating robustness of neural networks with mixed integer programming,” in *International Conference on Learning Representations*, 2018.
- [35] M. G. Bellemare, Y. Naddaf, J. Veness, and M. Bowling, “The arcade learning environment: An evaluation platform for general agents,” *Journal of Artificial Intelligence Research*, vol. 47, p. 253–279, Jun 2013.
- [36] K. Cobbe, C. Hesse, J. Hilton, and J. Schulman, “Leveraging procedural generation to benchmark reinforcement learning,” in *International conference on machine learning*, pp. 2048–2056, PMLR, 2020.
- [37] E. Todorov, T. Erez, and Y. Tassa, “Mujoco: A physics engine for model-based control,” in *2012 IEEE/RSJ International Conference on Intelligent Robots and Systems*, pp. 5026–5033, 2012.
- [38] H. Zhang, H. Chen, C. Xiao, S. Gowal, R. Stanforth, B. Li, D. Boning, and C.-J. Hsieh, “Towards stable and efficient training of verifiably robust neural networks,” in *International Conference on Learning Representations*, 2020.
- [39] D. P. Kingma and J. Ba, “Adam: A method for stochastic optimization,” in *ICLR 2015*.

A Appendix: Radial-DQN

Approach #1. A strict upper bound of the perturbed standard loss, $\max_{\|\delta\|_p \leq \epsilon} \mathcal{L}_{\text{nom}}$, can be constructed below:

$$\mathcal{L}_{\text{adv}}(\theta, \epsilon) = \mathbb{E}_{(s, a, s', r)} [\max(B_l(a), B_u(a)) + \sum_{y \neq a} \max(C_l(y), C_u(y))] \quad (9)$$

where we define $B = r + \gamma \max_{a'} Q_{\text{target}}(s', a')$, $B_l = (B - \underline{Q}_{\text{actor}}(s, y, \epsilon))^2$, $B_u = (B - \overline{Q}_{\text{actor}}(s, y, \epsilon))^2$, and $C_l = (Q_{\text{actor}}(s, y) - \underline{Q}_{\text{actor}}(s, y, \epsilon))^2$, $C_u = (Q_{\text{actor}}(s, y) - \overline{Q}_{\text{actor}}(s, y, \epsilon))^2$. The B terms describe an upper bound of the original DQN loss function under adversarial perturbations, and the C terms ensure the bounds on actions not taken will also be tight. Note that Eq. (9) reduces to the original loss Eq. (1) when $\epsilon = 0$.

B Appendix: Radial-A3C

Approach #1. Here we define the corresponding \mathcal{L}_{adv} as follows to make it an upper bound of the original loss (Eq. (2)) under worst-case adversarial input perturbations:

$$\mathcal{L}_{\text{adv}}(\theta, \theta_v) = \mathbb{E}_{(s_t, a_t, r_t)} [A^2 - D - \beta \mathcal{H}(\pi(\theta))], \quad (10)$$

where

$$D = \begin{cases} \log(\underline{\pi}(a_t | s_t, \epsilon; \theta))A, & \text{if } A \geq 0, \\ \log(\overline{\pi}(a_t | s_t, \epsilon; \theta))A, & \text{otherwise.} \end{cases}$$

Here $\overline{\pi}(a_t)$ is the upper bound of the policy network π at a_t -th output, which can be computed from the upper bound of a_t -th logit and lower bound of other logits due to the softmax function at the last layer. \mathcal{L}_{adv} is an upper bound and reduces to $\mathcal{L}_{\text{standard}}$ if $\epsilon = 0$.

C On Approach #2 for continuous actions

In Approach #2, we design \mathcal{L}_{adv} to minimize the overlap between lower bound of the chosen action a and upper bounds of all other actions $y \in \mathcal{A} \setminus \{a\}$. This approach inherently relies on the action space \mathcal{A} being discrete. If we wanted to extend this idea to continuous action, we could replace the summation of Eqn. 6 with an integral over $\mathcal{A} \setminus \{a\}$. Since action a is a single point on the action space \mathcal{A} , the integral over $\mathcal{A} \setminus \{a\}$ is same as integral over the whole action space. This is not desirable as a will always overlap with itself and this is not something we wish to regularize. In addition, calculating such an integral will not be feasible in general and would have to be approximated by Monte Carlo sampling from uniform distribution \mathcal{A} .

Even if we overcome the integration issues, we are still faced with challenges defining the overlap term. For continuous control the network does not give a separate output for each possible action, which means there's no action specific upper/lower bounds needed to calculate Overlap. One possibility would be to use something like $Overlap(s, y, \epsilon) = \max(0, \overline{\pi}(s, y, \epsilon) - \underline{\pi}(s, a, \epsilon) + \eta)$, but since the action probabilities are proportional to distance from the mean of the output, we believe it would be better to simply use \mathcal{L}_{adv} explicitly designed for continuous control.

D Appendix: Discussion on GWC and the metrics used in [17, 18]

Existing evaluation methods in previous works do not directly measure reward. For example, [17] uses the action certification rate and [18] uses the size of average provable region of no action change. These evaluation methods primarily focus on not changing agent's original actions under adversarial perturbations, which can be useful. When most actions don't change under attack, the reward is also less likely to change. However, this is often not enough as attacks changing just one early action could push the agent to an entirely different trajectory with very different results. As such, high action certification rates may not result in a high reward.

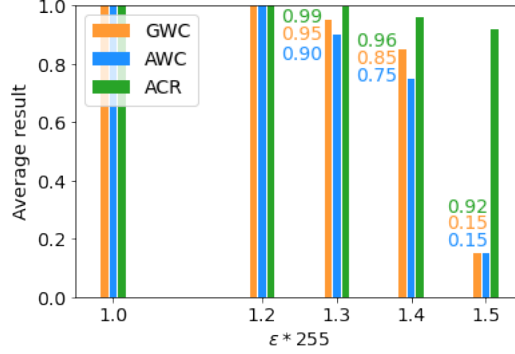


Figure 3: The means over 20 runs of RADIAL-DQN model evaluated on first 80 steps of Freeway games with different perturbation sizes. GWC is the percentage episodes that reach +1 reward within first 80 steps of an episode measured by *Greedy Worst-Case Reward*, while AWC is the percentage of +1 rewards using absolute worst-case calculation.

To showcase this we have presented a comparison of GWC, AWC, and ACR in Figure 3, described in more detail in Section 4.4. In addition a full description of AWC is provided in Algorithm 2.

Algorithm 2: Absolute Worst-Case Reward

```

 $S_{open} = \{(s_0, 0)\}$  and  $R_{min} = \infty$ 
while  $S_{open} \neq \emptyset$  do
  1. Pick a state and reward tuple  $(s', R')$  from  $S_{open}$  and remove it from the set.
  2. Calculate  $\pi_i(s', \theta)$ , and  $\underline{\pi}_i(s', \epsilon; \theta)$ ,  $\bar{\pi}_i(s', \epsilon; \theta)$  for each action  $i$ 
  3. Calculate set of possible actions  $\Gamma := \{i \mid \bar{\pi}_i \geq \max_j(\underline{\pi}_j)\}$ 
  4. for action  $i$  in  $\Gamma$  do
    Take action  $i$ , and observe new state  $s''$  and reward  $r''$ .
    if  $s''$  is terminal then
      Update  $R_{min} \leftarrow \min(R_{min}, R' + r'')$ 
    end
    else
      Add  $(s'', R' + r'')$  to  $S_{open}$ 
    end
  end
end
return  $R_{min}$ 

```

E Appendix: Q-value difference

E.1 Atari results

One of the main differences between our **RADIAL-DQN** Approach #2 and SA-DQN is that our formulation does not cause a bias in the Q-values of the network. This is done by requiring the gap between the output bounds of two actions to be half of the distance between their Q-values, whereas SA-DQN requires this to be 1 – this can cause issues when the natural Q-values differ by less than 1. To achieve such a large gap, the networks needs to increase the higher Q-value and decrease the lower one. To support our argument, Figure 4 plots the errors in Q-value of both SA-DQN and RADIAL-DQN, which is defined as (predicted Q-value) - (ideal Q-value), with ideal Q-value being the cumulative time discounted reward of the rest of the episode. It shows that SA-DQN does have higher bias in Q-values than ours, which is an undesired effect and potentially problematic.

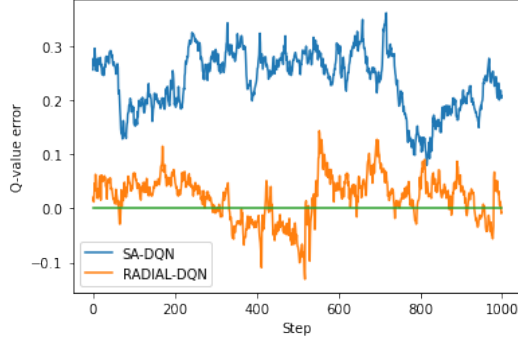


Figure 4: SA-DQN consistently overestimates its Q-values on an episode of Freeway.

	Nominal	1/255 PGD	3/255 PGD	5/255 PGD
BankHeist				
c=0.25	1347.5	1214.5	1257	1113.5
c=0.5(default)	1349.5	1349.5	1348	1182.5
c=0.75	896	896	896	896
Symmetric loss(c=0.5)	1325	1325	1325	1305
RoadRunner				
c=0.25	20385	15135	10795	11220
c=0.5(default)	44495	44445	39560	23820
c=0.75	4870	4870	4870	4870
Symmetric loss(c=0.5)	34905	35315	33315	21385

Table 4: Experiment on changing margin coefficient or a more symmetric loss function for RADIAL-DQN on Atari.

F Appendix: Alternative Approach 2 loss formulations

F.1 Margin

The main idea to choose the margin η in Equation 5 is as follows: the margin should be $c \cdot Q_{\text{diff}}$ with $0 < c < 1$. If $\text{Margin} = Q_{\text{diff}}$, it is equal to the situation where the bounds are exactly tight (for example if $\epsilon = 0$), and thus it's impossible to have a margin bigger than Q_{diff} . We did notice that it is important to require a margin $c > 0$ as our experiments with $c = 0$ did not reach desired robustness. We initially used $c = 0.5$ for simplicity, and did not tune as it worked well in our experiments. Note that SA-DQN[38] uses a constant margin requirement in a loss function somewhat similar to ours. This has undesirable effects when Q_{diff} is smaller than this margin, see Appendix E for more discussion on this.

To understand the sensitivity of our algorithm to this choice of c , we have conducted additional experiments on the two games Roadrunner and BankHeist. We observed that the choice of c does affect the robust agent's performance, significantly in some games such as RoadRunner. Full results in the table 4.

We can see that $c = 0.75$ produces poor standard performance and we think it's because this requirement is too strict and the policy collapses to some simple policy with lower reward. For $c = 0.25$, the resulting robust policy works well and has only slightly worse robustness than default in BankHeist; however, for RoadRunner, the results are much worse than with $c = 0.5$.

F.2 Symmetric Loss Function

In the current loss function(Eqn. 5), if we take the action with the lowest Q-value by chance, the \mathcal{L}_{adv} term simply goes to zero, which may not be desirable. Inspired by reviewer suggestion, we have

MuJoCo Environment	Nominal	MAD $\epsilon = 0.075$	Compound attack, $\epsilon = 0.075$
Walker2D	5251.6 ± 10.4	4474.7 ± 140.6	4349.9 ± 127.0
Hopper	3737.5 ± 4.5	3252.1 ± 101.9	3439.1 ± 70.3
Half Cheetah	4724.3 ± 10.6	4480.0 ± 66.9	4382.5 ± 142.8

Table 5: Compounding attack experiments on MuJoCo agents trained by RADIAL-PPO

conducted the following experiments to design a more symmetric version of the loss function Eqn. 5 to see if it can increase RADIAL-DQN performance.

The new loss is as follows: we added a second term inside the summation of Eqn 5 with terms flipped to have the same regularization when Q-value for a is lower than y , i.e. $Q'_{diff} = \max(0, Q(s, y) - Q(s, a))$ and $Ovl' = \max(0, \underline{Q}(s, y, \epsilon) - \overline{Q}(s, a, \epsilon) + 0.5 \cdot Q'_{diff})$. The full loss is then

$$\mathcal{L}_{adv}(\theta_{actor}, \epsilon) = \mathbb{E}_{(s, a, s', r)} \left[\sum_y Q_{diff}(s, y) \cdot Ovl(s, y, \epsilon) + Q'_{diff}(s, y) \cdot Ovl'(s, y, \epsilon) \right]$$

We tested this new loss on BankHeist and RoadRunner for Atari. For BankHeist, it’s slightly worse nominal performance than our default RADIAL-DQN, but a little better performance against 5/255 PGD. Full results are summarized in below Table 4.

We hypothesize that the slightly worse performance could be caused by more strict enforcement of the margin between outputs in this new loss, which could potentially make the policy harder to correct if wrong Q-values are reached at some point.

G Compounding attack on MuJoCo

To test whether our defense still performs well against compounding attacks, we have conducted a small experiment using the compounding attack described in [8] against our trained RADIAL-PPO models on MuJoCo.

Here is a brief description of our approach to compounding attack:

1. Given the MuJoCo environment, learn a model F for the dynamical system where F approximates the next state given current state and action, $s_{i+1} \approx F(s_i, a_i)$
2. For a forward step i in testing, given learned policy model π from RADIAL-PPO training($a_i \sim \pi(s_i)$), simulate the next n compounding steps by forward iteration $s_{i+1} \sim F(s_i, \pi(s_i)), s_{i+2} \sim F(s_{i+1}, \pi(s_{i+1})) \dots$, denote the last simulated state as s_{target} .
3. Our goal is to apply adversarial attack to s_i , such that the trajectory is deviated from original simulation as far as possible. We start another compounding loop by introducing δs_i as perturbation, and $s_{perturbed}$ will be the last state of the iteration. By taking the gradient of $s_{perturbed} - s_{target}$ with respect to δs_i and updating the perturbation, we can attack the observation state to have the model perform worse.

Table 5 shows our preliminary results for compounding attacks. Here the number of compounding steps is chosen as 3. We found the attack strength is similar compared with the MAD attack while there are few improvement points. First, the design of the target function can be changed. Our current approach is to deviate the trajectory, a more reasonable one could be to design a loss function fooling the agent to fail. Secondly there is room for improvement by tuning our learned dynamics model and compounding attack hyper-parameters. However this initial result increases our confidence that our current training helps defend against compounding attacks.

H Appendix: Training details

H.1 Atari training details

RADIAL-DQN & RADIAL-A3C. For Atari games we first train a standard agent without robust training, and then *fine-tune* the model with **RADIAL** training. We found this training flow generally improve effectiveness of training and enable the agents to reach high nominal rewards. For DQN we use the same architecture as [17] and their released standard (non-robust) model as the starting point for fine-tuning to have a fair comparison – this makes sure the difference in performance is caused by the robust training procedure. For A3C we trained our own standard model.

The standard DQN was trained for 6M steps followed by 4.5M steps of **RADIAL** training. For **RADIAL-DQN** training, we used $\kappa = 0.8$, and increased attack ϵ from 0 to 1/255 during the first 4M steps with the smoothed linear epsilon schedule in [17]. For A3C, we first train A3C models for 20M steps with standard training followed by 10M steps of **RADIAL-A3C** training, requiring a similar computational cost as our DQN training. For **RADIAL-A3C** training, ϵ was increased from 0 to 1/255 over the first 2/3 of the training steps using the smoothed linear schedule and kept at 1/255 for the rest, and we set $\kappa \in \{0.8, 0.9\}$.

DQN architecture The DQN architecture starts with a convolutional layer with 8x8 kernel, stride of 4 and 32 channels, followed by a convolutional layer with 4x4 kernel, stride of 2 and 64 channels, and then a convolutional layer with 3x3 kernel, stride of 1 and 64 channels. This is then flattened and fed into two separate 512 unit fully connected layers, one of which is connected to 1 unit value output, and the other is connected to the advantage outputs which has the size of the action space. Each layer (except for the output layers) is followed by nonlinear ReLU activations.

A3C architecture The A3C uses the following architecture: two convolutional layer with 5x5 kernel, stride of 1 and 32 channels followed by a 2x2 maxpooling layer each, then a convolutional layer with 4x4 kernel, stride of 1 and 64 channels followed by 2x2 maxpool, next a convolutional layer with 3x3 kernel, stride of 1 and 64 channels again followed by 2x2 max pool. Finally, it is followed by a fully connected layer with 512 units, which is connected to two output layers, a 1 unit output layer for value output V which has no activation function, and a policy output followed by a softmax activation. Additionally ReLU nonlinearities are applied after each maxpooling layer and the fully connected layer.

Environment details All our models take an action or step every 4 frames, skipping the other frames. The network inputs were 84x84x1 crops of the grey-scaled pixels with no frame-stacking, scaled to be between 0-1. All rewards were clipped between [-1, 1].

Computing infrastructure The models were trained in various settings. For the reported DQN training time, we used a system with two AMD Ryzen 9 3900X 12-Core CPUs and a GeForce RTX 2080 GPU with 8GB of memory.

DQN hyper-parameters For all DQN models, we used Adam optimizer [39] with learning rate of $1.25 \cdot 10^{-4}$ and $\beta_1 = 0.9$, $\beta_2 = 0.999$. We used Dueling DQN with a replay buffer of $2 \cdot 10^5$, and ϵ_{exp} -end of 0.05 for all games except 0.01 for RoadRunner. The neural network was updated with a batch-size of 128 after every 8 steps taken, and the target network was updated every 2000 steps taken.

The hyper-parameters include learning rate chosen from $\{6.25 \cdot 10^{-5}, 1.25 \cdot 10^{-4}, 2.5 \cdot 10^{-4}, 5 \cdot 10^{-4}\}$, ϵ_{exp} -end from $\{0.01, 0.02, 0.05, 0.1\}$, batch size from $\{32, 64, 128, 256\}$, κ from $\{0.5, 0.7, 0.8, 0.9, 0.95, 0.98\}$ and were chosen based on what performed best on Pong training and kept the same for other tasks except for RoadRunner ϵ_{exp} -end.

A3C hyper-parameters A3C models were trained using all 16 cpu workers and 4 GPUs for gradient updates, in which setting training runs took around 4 hours for both standard and robust training. We used Amsgrad optimizer at a learning rate of 0.0001, $\beta_1 = 0.9$, $\beta_2 = 0.999$ for all A3C models. Our β controlling entropy regularization was set to 0.01, and k in advantage function to

ϵ	0 (nominal)	1/255 (attack)	5/255 (attack)
BankHeist			
Ours (IBP)	1349.5±1.7	1349.5±1.7	1348±1.7
Ours (C-IBP)	1337.5±6.7	1337.5±6.7	1328.5±3.4
SA-DQN (IBP)	0.0 ± 0.0	0.0±0.0	0.0 ± 0.0
Pong			
Ours (IBP)	21.0±0.0	21.0±0.0	21.0±0.0
Ours(C-IBP)	21.0±0.0	21.0±0.0	21.0±0.0
SA-DQN (IBP)	21.0±0.0	21.0±0.0	-20.65±0.18
Freeway			
Ours (IBP)	33.2±0.19	33.35±0.16	29.1±0.17
Ours (C-IBP)	34.0±0.0	34.0±0.0	25.75±0.37
RoadRunner			
Ours (IBP)	44495±1165	44445±1148	23820±942
Ours (C-IBP)	35240±2628	34160±2176	18315±1468

Table 6: Comparison of different bound calculation algorithms and their effects on the performance of specific algorithms on Atari games. Evaluated under PGD attacks of magnitude up to ϵ . Ours(IBP) is RADIAL-DQN from Table 1 in for comparison, and (C-IBP), (IBP) indicates using CROWN-IBP and IBP bounds in training respectively. Only partial SA-DQN results included due to time constraints.

20. We used $\kappa = 0.9$ for all games except RoadRunner where $\kappa = 0.8$ was used. To optimize we chose the best learning rate from $\{5 \cdot 10^{-5}, 1 \cdot 10^{-4}, 2 \cdot 10^{-4}\}$ and κ from $\{0.5, 0.8, 0.9\}$ based on performance on Pong standard and robust training respectively.

H.2 Progen training details

RADIAL-PPO models were trained from scratch, starting with 2.5M steps of standard training followed by an 22.5M steps of robust training. We experimented with finetuning the standard agent like on our Atari-results but found the results to be similar as training from scratch. We chose to report results trained from scratch since their total compute cost is lower. For robust training we used an ϵ -schedule that starts as an exponential growth from $\epsilon = 10^{-10}$ and transitions smoothly into a linear schedule before plateauing at $\epsilon = 1/255$. Full details about ϵ -schedule and hyperparameters can be found in our code submission. We used a constant $\kappa = 0.5$ for all models, as this default value worked well and we did not experiment with tuning it. Models were trained on a server with GeForce RTX-2080 GPU or NVIDIA Tesla P100 GPU, taking around 4 hours per standard agent and 8 hours per **RADIAL**agent in both cases. In total we estimate the compute cost for Progen experiments(including initial tuning and testing) to be around 200-300 GPU hours.

H.3 MuJoCo training details

For MuJoCo environments, we use a total of 4096k steps including 1024k standard steps and 3072k adversarial steps. Similar to Progen setup, a exponential growth ϵ -schedule is followed by a linear schedule for robust training. $\kappa = 0.5$ is used for MuJoCo models. Due to the compact size of MuJoCo agents, all the computation are performed on CPU. For each model with training 4096k steps, it takes around 1.5 hours on a AMD 3700X CPU. Noticeably **RADIAL**-PPO is based on faster IBP perturbation, the computational time is empirically 2/3 of the CROWN-IBP based SA-PPO method on this environment.

I Additional results

Table 6 compares the effects of bound calculation algorithm on model performance on Atari games. We can see our algorithm performs similarly using the cheaper IBP bounds as it does on computationally expensive CROWN-IBP, whereas SA-DQN still works using IBP bounds on Pong but fails completely on the more challenging BankHeist environment.

Model/metric		Nominal		PGD attack		GWC	ACR
ϵ		0	1/255	3/255	5/255	1/255	1/255
<i>BankHeist</i>							
Baselines:							
Standard	DQN [17]	1325.5±5.7	29.5±2.4	0.0±0.0	0.0±0.0	0.0±0.0	0.000
	A3C	1109.0±21.4	1102.5±49.4	534.5±58.2	115.0±27.8	0.5±0.5	0.000
Robust	RS-DQN [18]	238.66	190.67	N/A	N/A	N/A	N/A
	SA-DQN [17]	1237.6±1.7	1237.0±2.0	1213.0±2.5	1130.0±29.1	1196.5±9.4	0.976
Our Methods:							
	RADIAL-DQN(A#1)	1318.5±5.4	1268.5±18.9	1258.0±12.5	1063.5±16.6	1232.5±35.2	0.814
	RADIAL-DQN(A#2)	1349.5±1.7	1349.5±1.7	1348±1.7	1182.5±43.3	1344.5±1.8	0.981
	RADIAL-A3C(A#1)	760.0±46.5	704.5±56.2	517.0±62.9	313.5±59.6	445.5±74.0	0.627
	RADIAL-A3C(A#2)	1036.5±23.4	975±22.2	949±19.5	712±46.4	851.5±2.9	0.718
<i>Freeway</i>							
Baselines:							
Standard	DQN [17]	33.9±0.07	0.0±0.0	0.0±0.0	0.0±0.0	0.0±0.0	0.000
Robust	RS-DQN [18]	32.93	32.53	N/A	N/A	N/A	N/A
	SA-DQN [17]	30.0±0.0	30.0±0.0	30.05±0.05	27.65±0.22	30.0±0.0	1.000
Our Methods:							
	RADIAL-DQN(A#1)	21.75 ±0.28	21.75 ±0.28	21.75 ±0.28	21.75 ±0.28	21.75 ±0.28	1.000
	RADIAL-DQN(A#2)	33.2±0.19	33.35±0.16	33.4±0.13	29.1±0.17	33.25±0.24	0.998
<i>Pong</i>							
Baselines:							
Standard	DQN [17]	21.0±0.0	-21.0±0.0	-21.0±0.0	-20.85±0.08	-21.0±0.0	0.000
	A3C	21.0±0.0	21.0±0.0	21.0±0.0	-17.85±0.33	-21.0±0.0	0.000
Robust	RS-DQN [18]	19.73	18.13	N/A	N/A	N/A	N/A
	SA-DQN [17]	21.0±0.0	21.0±0.0	21.0±0.0	-19.75±0.1	21.0±0.0	1.000
Our Methods:							
	RADIAL-DQN(A#1)	9.9±3.6	13.7±3.0	13.25±3.2	1.1±4.5	2.45±4.3	0.950
	RADIAL-DQN(A#2)	21.0±0.0	21.0±0.0	21.0±0.0	21.0±0.0	21.0±0.0	0.894
	RADIAL-A3C(A#1)	20.8±0.09	20.9±0.07	20.8±0.09	20.8±0.09	20.8±0.09	0.982
	RADIAL-A3C(A#2)	21.0±0.0	21.0±0.0	21.0±0.0	21.0±0.0	21.0±0.0	0.755
<i>RoadRunner</i>							
Baselines:							
Standard	DQN [17]	43390±973	0.0±0.0	0.0±0.0	0.0±0.0	0.0±0.0	0.000
	A3C	34420±604	31040±2173	3025±317	350±93	0.0±0.0	0.000
Robust	RS-DQN [18]	12106.67	5753.33	N/A	N/A	N/A	N/A
	SA-DQN [17]	45870±1380	44300±1753	20170±1822	3350±335	0.0±0.0	0.602
Our Methods:							
	RADIAL-DQN(A#1)	40815±2347	4240±503	0.0±0.0	0.0±0.0	0.0±0.0	0.0
	RADIAL-DQN(A#2)	44495±1165	44445±1148	39560±1621	23820±942	45770±1622	0.994
	RADIAL-A3C(A#1)	32545±1414	30930±1696	28690±1012	29485±1056	28050±1807	0.932
	RADIAL-A3C(A#2)	34825±981	31960±933	29920±1496	31545±1480	31885±1912	0.923

Table 7: Full results including Approach #1. We can see Approach #1 performs well on some games but poorly on others and is outperformed by Approach #2 in all games tested. We report the mean reward of 20 runs as well as the standard deviation. We boldfaced our methods that beat or tie the best baseline. All the robust models are trained with $\epsilon = 1/255$.

In Table 7 we show the results on Atari including our Approach#1. The performance of $A\#1$ varies but is generally worse than $A\#2$. Table 8 shows our Progen results when the same agents were evaluated with a stochastic policy.

Finally figures 5 and 6 display the effect number of training levels has on both training and evaluation performance. Training with 50 levels results in the best training performance, while unsurprisingly the largest number of training levels (200) maximizes evaluation performance. **RADIAL**-PPO standard performance on the evaluation set is competitive with original PPO, except when training with only 10 levels, which was challenging for **RADIAL**-PPO.

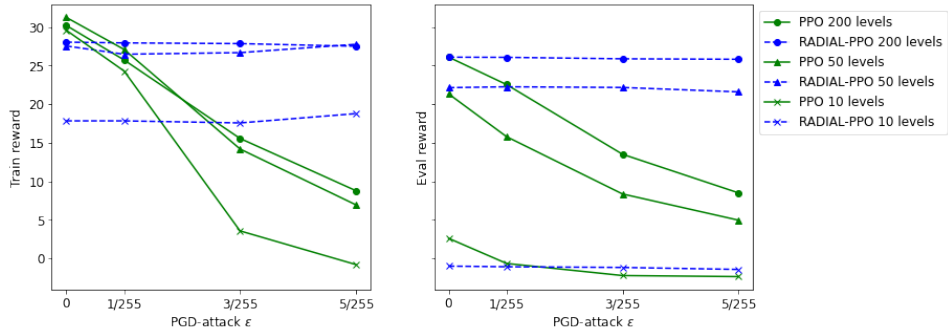


Figure 5: PPO and RADIAL-PPO performance on Fruitbot, evaluated using deterministic policy. This figure highlight the effect number of training levels has on both training and evaluation performance.

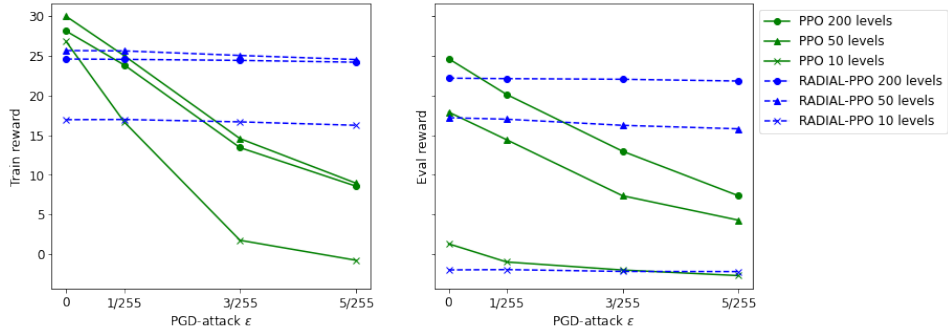


Figure 6: PPO and RADIAL-PPO performance on Fruitbot, evaluated with a stochastic policy, results similar to those observed with deterministic policy.

Env:	Model	Distribution	Nominal	$\epsilon=1/255$ PGD	$\epsilon=3/255$ PGD	$\epsilon=5/255$ PGD
Fruitbot	PPO	Train	28.11 ± 0.29	23.85 ± 0.36	13.43 ± 0.39	8.58 ± 0.35
		Eval	24.63 ± 0.35	20.13 ± 0.40	12.98 ± 0.39	7.37 ± 0.33
	RADIAL-PPO	Train	24.59 ± 0.31	24.55 ± 0.31	24.42 ± 0.31	24.19 ± 0.32
		Eval	22.18 ± 0.34	22.12 ± 0.35	22.04 ± 0.34	21.82 ± 0.34
Coinrun	PPO	Train	9.27 ± 0.08	8.18 ± 0.12	6.71 ± 0.15	6.40 ± 0.15
		Eval	7.99 ± 0.13	7.06 ± 0.14	6.22 ± 0.15	5.64 ± 0.16
	RADIAL-PPO	Train	7.98 ± 0.13	7.90 ± 0.13	7.97 ± 0.13	7.94 ± 0.13
		Eval	7.14 ± 0.14	7.21 ± 0.14	6.99 ± 0.15	6.89 ± 0.15
Jumper	PPO	Train	8.90 ± 0.10	8.35 ± 0.12	6.83 ± 0.15	5.43 ± 0.16
		Eval	5.84 ± 0.16	5.86 ± 0.16	4.96 ± 0.16	4.55 ± 0.16
	RADIAL-PPO	Train	8.09 ± 0.12	8.21 ± 0.12	8.12 ± 0.12	8.21 ± 0.12
		Eval	5.52 ± 0.16	5.55 ± 0.16	5.61 ± 0.16	5.53 ± 0.16

Table 8: Results on the ProcGen environments with a stochastic policy. Each model was evaluated for 1000 episodes on the training/evaluation set. Reported means together with standard error of the mean. Results similar to those with deterministic policy but both agents perform better on CoinRun and Jumper and worse on Fruitbot.