

# HIGH-CONFIDENCE DATA-DRIVEN AMBIGUITY SETS FOR TIME-VARYING LINEAR SYSTEMS\*

DIMITRIS BOSKOS<sup>†</sup>, JORGE CORTÉS<sup>‡</sup>, AND SONIA MARTÍNEZ<sup>‡</sup>

**Abstract.** This paper builds Wasserstein ambiguity sets for the unknown probability distribution of dynamic random variables leveraging noisy partial-state observations. The constructed ambiguity sets contain the true distribution of the data with quantifiable probability and can be exploited to formulate robust stochastic optimization problems with out-of-sample guarantees. We assume the random variable evolves in discrete time under uncertain initial conditions and dynamics, and that noisy partial measurements are available. All random elements have unknown probability distributions and we make inferences about the distribution of the state vector using several output samples from multiple realizations of the process. To this end, we leverage an observer to estimate the state of each independent realization and exploit the outcome to construct the ambiguity sets. We illustrate our results in an economic dispatch problem involving distributed energy resources over which the scheduler has no direct control.

**Key words.** Distributional uncertainty, Wasserstein ambiguity sets, stochastic systems, state estimation

**AMS subject classifications.** 62M20, 62G35, 90C15, 93C05, 93E10

**1. Introduction.** Decisions under uncertainty are ubiquitous in a wide range of engineering applications. Faced with complex systems that include components with probabilistic models, such decisions seek to provide rigorous solutions with quantifiable guarantees in hedging against uncertainty. In practice, the designer makes inferences about uncertain elements based on collected data and exploits them to formulate data-driven stochastic optimization problems. This decision-making paradigm has found applications in finance, communications, control, medicine, and machine learning. Recent research focuses on how to retain high-confidence guarantees for the optimization problems under plausible variations of the data. To this end, distributionally robust optimization (DRO) formulations evaluate the optimal worst-case performance over an ambiguity set of probability distributions that contains the true one with high confidence. Such ambiguity sets are typically constructed under the assumption that data are generated from a static distribution and can be measured in a direct manner. In this paper we significantly expand on the class of scenarios for which reliable ambiguity sets can be constructed. We consider scenarios where the random variable is dynamic and partial measurements, corrupted by noise, are progressively collected from its evolving distribution. In our analysis, we exploit the underlying dynamics and study how the probabilistic properties of the noise affect the ambiguity set size while maintaining the same guarantees.

*Literature review:* Optimal decision problems in the face of uncertainty, like expected-cost minimization and chance-constrained optimization, are the cornerstones of stochastic programming [37]. Distributionally robust versions of stochastic optimization problems [2, 5, 36] carry out a worst-case optimization over all possibilities from an ambiguity set of probability distributions. This is of particular importance in data-driven scenarios where the unknown distributions of the random variables are inferred in an approximate manner using a finite amount of data [3]. To hedge

---

\*This work was supported by the DARPA Lagrange program through award N66001-18-2-4027. A preliminary version of this paper appeared as [7] at the American Control Conference.

<sup>†</sup>Delft Center for Systems and Control, Delft University of Technology ([d.boskos@tudelft.nl](mailto:d.boskos@tudelft.nl)).

<sup>‡</sup>Department of Mechanical and Aerospace Engineering, University of California, San Diego ([cortes,soniamd@ucsd.edu](mailto:cortes,soniamd@ucsd.edu)).

this uncertainty, optimal transport ambiguity sets have emerged as a promising tool. These sets typically group all distributions up to some distance from the empirical approximation in the Wasserstein metric [40]. There are several reasons that make this metric a popular choice among the distances between probability distributions, particularly, for data-driven problems. Most notably, the Wasserstein metric penalizes horizontal dislocations between distributions and provides ambiguity sets that have finite-sample guarantees of containing the true distribution and lead to tractable optimization problems. This has rendered the convergence of empirical measures in the Wasserstein distance an ongoing active research area [14, 15, 17, 23, 41, 42]. Towards the exploitation of Wasserstein ambiguity sets for DRO problems, the work [16] introduces tractable reformulations with finite-sample guarantees, further exploited in [10, 22] to deal with distributionally robust chance-constrained programs. The work [12] develops distributed optimization algorithms using Wasserstein balls, while optimal transport ambiguity sets have recently been connected to regularization for machine learning [4, 18, 34]. The paper [27] exploits Wasserstein balls to robustify data-driven online optimization algorithms, and [35] leverages them for the design of distributionally robust Kalman filters. Further applications of Wasserstein ambiguity sets include the synthesis of robust control policies for Markov decision processes [44] and their data-driven extensions [45], and regularization for stochastic predictive control algorithms [13]. Several recent works have also devoted attention to distributionally robust problems in power systems control, including optimal power flow [21, 24] and economic dispatch [43, 30, 33]. Time-varying aspects of Wasserstein ambiguity sets are considered in [25] for dynamic traffic models, in [26] for online learning of unknown dynamical environments, and in [8], which constructs ambiguity balls using progressively assimilated dynamic data for processes with random initial conditions that evolve under deterministic dynamics. In contrast, in the present work, the state distribution does not evolve deterministically due to the presence of random disturbances, which together with output measurements that are corrupted by noise, generate additional stochastic elements that make challenging the quantification of the ambiguity set guarantees.

*Statement of contributions:* Our contributions revolve around building Wasserstein ambiguity sets with probabilistic guarantees for dynamic random variables when we have no knowledge of the probability distributions of their initial condition, the disturbances in their dynamics, and the measurement noise. To this end, our first contribution estimates the states of several process realizations from output samples and exploits these estimates to build a suitable empirical distribution as the center of an ambiguity ball. Our second contribution is the exploitation of concentration of measure results to quantify the radius of this ambiguity ball so that it provably contains the true state distribution with high probability. To achieve this, we break the radius into nominal and noise components. The nominal component captures the deviation between the true distribution and the empirical distribution formed by the state realizations. The noise component captures the deviation between the empirical distribution and the center of our ambiguity ball. To quantify the latter, we carefully evaluate the impact of the estimation error, which due to the measurement noise, does not have a compactly supported distribution like the internal uncertainty and requires a separate analysis. The third contribution is to generalize a concentration inequality around the mean of sufficiently light-tailed independent random variables, which enables us to obtain tighter results when analyzing the effect of the estimation error. The fourth contribution is the identification of explicit constants for certain of the presented concentration of measure inequalities, which, to the best of our knowledge,

have not been delineated in the literature. Our last contribution is the validation of the results in simulation for a distributionally robust economic dispatch problem, for which we further provide a tractable reformulation. We note that our general objective is fundamentally different from classical Kalman filtering, where the initial state and dynamics noise distributions are known and Gaussian, and hence, the state distribution over time is also a known Gaussian random variable. Here, instead, we are interested to infer the unknown state distribution from data collected by multiple realizations of the dynamics. For each such realization, we use an observer since we have no concrete knowledge of the state and noise random models to directly invoke optimal filtering techniques.

**2. Preliminaries.** Here we present general notation and concepts from probability theory used throughout the paper.

*Notation:* We denote by  $\|\cdot\|_p$  the  $p$ th norm in  $\mathbb{R}^n$ ,  $p \in [1, \infty]$ , using also the notation  $\|\cdot\| \equiv \|\cdot\|_2$  for the Euclidean norm. The inner product of two vectors  $a, b \in \mathbb{R}^n$  is denoted by  $\langle a, b \rangle$  and the Khatri-Rao product [31] of  $\mathbf{a} \equiv (a^1, \dots, a^d) \in \mathbb{R}^d$  and  $\mathbf{b} \equiv (b^1, \dots, b^d) \in \mathbb{R}^{dn}$ , with each  $b^i$  belonging to  $\mathbb{R}^n$ , is  $\mathbf{a} * \mathbf{b} := (a^1 b^1, \dots, a^d b^d) \in \mathbb{R}^{dn}$ . We use the notation  $B_p^n(\rho)$  for the ball of center zero and radius  $\rho$  in  $\mathbb{R}^n$  with the  $p$ th norm and  $[n_1 : n_2]$  for the set of integers  $\{n_1, n_1 + 1, \dots, n_2\} \subset \mathbb{N} \cup \{0\} =: \mathbb{N}_0$ . The interpretation of a vector in  $\mathbb{R}^n$  as an  $n \times 1$  matrix should be clear from the context (this avoids writing double transposes). The diameter of a set  $S \subset \mathbb{R}^n$  with the  $p$ th norm is defined as  $\text{diam}_p(S) := \sup\{\|x - y\|_p \mid x, y \in S\}$  and for  $z \in \mathbb{R}^n$ ,  $S + z := \{x + z \mid x \in S\}$ . We denote the induced Euclidean norm of a matrix  $A \in \mathbb{R}^{m \times n}$  by  $\|A\| := \max_{\|x\|=1} \|Ax\|/\|x\|$ . Given  $B \subset \Omega$ ,  $\mathbf{1}_B$  is the indicator function of  $B$  on  $\Omega$ , with  $\mathbf{1}_B(x) = 1$  for  $x \in B$  and  $\mathbf{1}_B(x) = 0$  for  $x \notin B$ .

*Probability Theory:* We denote by  $\mathcal{B}(\mathbb{R}^d)$  the Borel  $\sigma$ -algebra on  $\mathbb{R}^d$ , and by  $\mathcal{P}(\mathbb{R}^d)$  the probability measures on  $(\mathbb{R}^d, \mathcal{B}(\mathbb{R}^d))$ . For any  $p \geq 1$ ,  $\mathcal{P}_p(\mathbb{R}^d) := \{\mu \in \mathcal{P}(\mathbb{R}^d) \mid \int_{\mathbb{R}^d} \|x\|^p d\mu < \infty\}$  is the set of probability measures in  $\mathcal{P}(\mathbb{R}^d)$  with finite  $p$ th moment. The Wasserstein distance between  $\mu, \nu \in \mathcal{P}_p(\mathbb{R}^d)$  is

$$W_p(\mu, \nu) := \left( \inf_{\pi \in \mathcal{H}(\mu, \nu)} \left\{ \int_{\mathbb{R}^d \times \mathbb{R}^d} \|x - y\|^p \pi(dx, dy) \right\} \right)^{1/p},$$

where  $\mathcal{H}(\mu, \nu)$  is the set of all probability measures on  $\mathbb{R}^d \times \mathbb{R}^d$  with marginals  $\mu$  and  $\nu$ , respectively. For any  $\mu \in \mathcal{P}(\mathbb{R}^d)$ , its support is the closed set  $\text{supp}(\mu) := \{x \in \mathbb{R}^d \mid \mu(U) > 0 \text{ for each neighborhood } U \text{ of } x\}$ , or equivalently, the smallest closed set with measure one. Given a measurable space  $(\Omega, \mathcal{F})$ , an exponent  $p \geq 1$ , the convex function  $\mathbb{R} \ni x \mapsto \psi_p(x) := e^{x^p} - 1$ , and the linear space of scalar random variables  $L_{\psi_p} := \{X \mid \mathbb{E}[\psi_p(|X|/t)] < \infty \text{ for some } t > 0\}$  on  $(\Omega, \mathcal{F})$ , the  $\psi_p$ -Orlicz norm (cf. [39, Section 2.7.1]) of  $X \in L_{\psi_p}$  is

$$\|X\|_{\psi_p} := \inf\{t > 0 \mid \mathbb{E}[\psi_p(|X|/t)] \leq 1\}.$$

When  $p = 1$  and  $p = 2$ , each random variable in  $L_{\psi_p}$  is sub-exponential and sub-Gaussian, respectively. We also denote by  $\|X\|_p \equiv (\mathbb{E}[|X|^p])^{1/p}$  the norm of a scalar random variable with finite  $p$ th moment, i.e., the classical norm in  $L^p(\Omega)$ . The interpretation of  $\|\cdot\|_p$  as the  $p$ th norm of a vector in  $\mathbb{R}^n$  or a random variable in  $L^p$  should be clear from the context throughout the paper. Given a set  $\{X_i\}_{i \in I}$  of random variables, we denote by  $\sigma(\{X_i\}_{i \in I})$  the  $\sigma$ -algebra generated by them. We conclude with a useful technical result which follows from Fubini's theorem [1, Theorem 2.6.5].

**LEMMA 1. (Expectation inequality).** *Consider the independent random vectors  $X$  and  $Y$ , taking values in  $\mathbb{R}^{n_1}$  and  $\mathbb{R}^{n_2}$ , respectively, and let  $(x, y) \mapsto g(x, y)$*

be integrable. Assume that  $\mathbb{E}[g(x, Y)] \geq k(x)$  for some integrable function  $k$  and all  $x \in K$  with  $\text{supp}(X) \subset K \subset \mathbb{R}^{n_1}$ . Then,  $\mathbb{E}[g(X, Y)] \geq \mathbb{E}[k(X)]$ .

**3. Problem formulation.** Consider a stochastic optimization problem where the objective function  $x \mapsto f(x, \xi)$  depends on a random variable  $\xi$  with an *unknown* distribution  $P_\xi$ . To hedge this uncertainty, rather than using the empirical distribution

$$(1) \quad P_\xi^N := \frac{1}{N} \sum_{i=1}^N \delta_{\xi^i},$$

formed by  $N$  i.i.d. samples  $\xi^1, \dots, \xi^N$  of  $P_\xi$  to optimize a sample average approximation of the expected value of  $f$ , one can instead consider the DRO problem

$$(2) \quad \inf_{x \in \mathcal{X}} \sup_{P \in \mathcal{P}^N} \mathbb{E}_P[f(x, \xi)],$$

of evaluating the worst-case expectation over some *ambiguity set*  $\mathcal{P}^N$  of probability measures. This helps the designer robustify the decision against plausible variations of the data, which can play a significant role when the number of samples is limited. Different approaches exist to construct the ambiguity set  $\mathcal{P}^N$  so that it contains the true distribution  $P_\xi$  with high confidence. We are interested in approaches that employ data, and in particular the empirical distribution  $P_\xi^N$ , to construct them. In the present setup, the data is generated by a dynamical system subject to disturbances, and we only collect partial (instead of full) measurements that are distorted by noise. Therefore, it is no longer obvious how to build a candidate state distribution as in (1) from the collected samples. Further, we seek to address this in a distributionally robust way, i.e., finding a suitable replacement  $\hat{P}_\xi^N$  for (1) together with an associated ambiguity set, by exploiting the dynamics of the underlying process.

To make things precise, consider data generated by a discrete-time system

$$(3a) \quad \xi_{k+1} = A_k \xi_k + G_k w_k, \quad \xi_k \in \mathbb{R}^d, \quad w_k \in \mathbb{R}^q,$$

with linear output

$$(3b) \quad \zeta_k = H_k \xi_k + v_k, \quad \zeta_k \in \mathbb{R}^r.$$

The initial condition  $\xi_0$  and the noises  $w_k$  and  $v_k$ ,  $k \in \mathbb{N}_0$  in the dynamics and the measurements, respectively, are random variables with an *unknown* distribution. We seek to build an ambiguity set for the state distribution at certain time  $\ell \in \mathbb{N}$ , by collecting data up to time  $\ell$  from multiple independent realizations of the process, denoted by  $\xi^i$ ,  $i \in [1 : N]$ . This can occur, for instance, when the same process is executed repeatedly, or in multi-agent scenarios where identical entities are subject to the same dynamics, see e.g. [46]. The time-dependent matrices in the dynamics (3) widen the applicability of the results, since they can capture the linearization of nonlinear systems along trajectories or the sampled-data analogues of continuous-time systems under irregular sampling, even if the latter are linear and time invariant. To formally describe the problem, we consider a probability space  $(\Omega, \mathcal{F}, \mathbb{P})$  containing all random elements from these realizations, and make the following sampling assumption.

**ASSUMPTION 2. (Sampling schedule).** For each realization  $i$  of system (3), output samples  $\zeta_0^i, \dots, \zeta_\ell^i$  are collected over the discrete time instants of the sampling horizon  $[0 : \ell]$ .

According to this assumption, the measurements of all realizations are collected over the same time window  $[0 : \ell]$ . To obtain quantifiable characterizations of the ambiguity sets, we require some further hypotheses on the classes of the distributions  $P_{\xi_0}$  of the initial condition,  $P_{w_k}$  of the dynamics noise, and  $P_{v_k}$  of the measurement errors (cf. Figure 1). These assumptions are made for individual realizations and allow us to consider non-identical observation error distributions—in this way, we allow for the case where each realization is measured by a non-identical sensor of variable precision.

**ASSUMPTION 3. (*Distribution classes*).** Consider a finite sequence of realizations  $\xi^i$ ,  $i \in [1 : N]$  of (3a) with associated outputs given by (3b), and noise elements  $w_k^i$ ,  $v_k^i$ ,  $k \in \mathbb{N}_0$ . We assume the following:

**H1:** The distributions  $P_{\xi_0^i}$ ,  $i \in [1 : N]$ , are identically distributed; further  $P_{w_k^i}$ ,  $i \in [1 : N]$ , are identically distributed for all  $k \in \mathbb{N}_0$ .

**H2:** The sigma fields  $\sigma(\{\xi_0^i\} \cup \{w_k^i\}_{k \in \mathbb{N}_0})$ ,  $\sigma(\{v_k^i\}_{k \in \mathbb{N}_0})$ ,  $i \in [1 : N]$  are independent.

**H3:** The supports of the distributions  $P_{\xi_0^i}$  and  $P_{w_k^i}$ ,  $k \in \mathbb{N}_0$  are compact, centered at the origin, and have diameters  $2\rho_{\xi_0}$  and  $2\rho_w$ , respectively, for all  $i$ .

**H4:** The components of the random vectors  $v_k^i$  have uniformly bounded  $L^p$  and  $\psi_p$ -Orlicz norms, as follows,

$$0 < m_v \leq \|v_{k,l}^i\|_p \leq M_v, \quad \|v_{k,l}^i\|_{\psi_p} \leq C_v,$$

for all  $k \in \mathbb{N}_0$ ,  $i \in [1 : N]$ , and  $l \in [1 : r]$ , where  $p \geq 1$ .

**REMARK 4. (*Bounded  $\psi_p$ -Orlicz/ $L_p$ -norm ratio*).** By definition,  $\psi_p$ -Orlicz norms can become significantly larger than  $L_p$  norms for random variables with heavier tails. Thus, over an infinite sequence of random variables  $\{X_k\}$ , the ratio  $\|X_k\|_{\psi_p} / \|X_k\|_p$  may grow unbounded. We exclude this by assuming that  $C_v$  and  $m_v$  are either positive or zero simultaneously, in which case we set  $C_v/m_v := 0$ .  $\square$

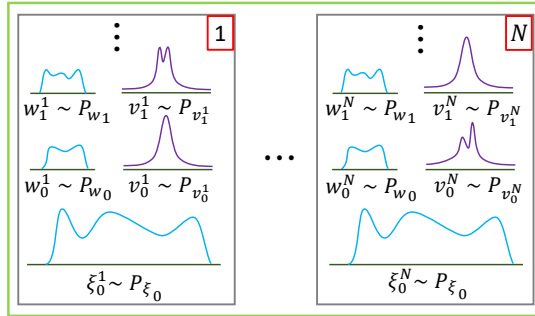


FIG. 1. Illustration of the probabilistic models for the random variables in the dynamics and observations according to Assumption 3.

Since the collected samples do not measure the full state, we aim to leverage the dynamics and estimate it from the assimilated output values. To guarantee some boundedness notion for the state estimation errors over arbitrary evolution horizons, we make the following assumption for the dynamics.

**ASSUMPTION 5. (*Detectability/uniform observability*).** System (3) satisfies one of the following properties:

(i) It is time invariant and the pair  $(A, H)$  (with  $A \equiv A_k$  and  $H \equiv H_k$ ) is detectable.

(ii) It is uniformly observable, i.e., for some  $t \in \mathbb{N}$ , the observability Gramian

$$\mathcal{O}_{k+t,k} := \sum_{i=k}^{k+t} \Phi_{i,k}^\top H_i^\top H_i \Phi_{i,k}$$

satisfies  $\mathcal{O}_{k+t,k} \succeq bI$  for certain  $b > 0$  and all  $k \in \mathbb{N}_0$ , where we denote  $\Phi_{k+s,k} := A_{k+s-1} \cdots A_{k+1} A_k$ . Further, all system matrices are uniformly bounded and the singular values of  $A_k$  and the norms of  $\|H_k\|$  are uniformly bounded below.

*Problem statement:* Under Assumptions 2 and 3 on the measurements and distributions of  $N$  realizations of the system (3), we seek to construct an estimator  $\widehat{\xi}_\ell^i(\zeta_0^i, \dots, \zeta_\ell^i)$  for the state of each realization and build an ambiguity set for the state distribution at time  $\ell$  with probabilistic guarantees. Further, under Assumption 5 on the system's detectability/uniform observability properties, we aim to characterize the effect of the estimation precision on the accuracy of the ambiguity sets.

We proceed to address the problem in Section 4 by exploiting a Luenberger observer to estimate the states of the collected data and using them to replace the classical empirical distribution (1) in the construction of the ambiguity set. To obtain the probabilistic guarantees, we leverage concentration inequalities to bound the distance between the updated empirical distribution and the true state distribution with high confidence. To this end, we further quantify the increase of the ambiguity radius due to the noise. We also study the beneficial effect on the ambiguity radius of detectability/uniform observability for arbitrarily long evolution horizons in Section 5.

**4. State-estimator based ambiguity sets.** We address here the question of how to construct an ambiguity set at certain time instant  $\ell$ , when samples are collected from (3) according to Assumption 2. If we had access to  $N$  independent full-state samples  $\xi_\ell^1, \dots, \xi_\ell^N$  from the distribution of  $\xi$  at  $\ell$ , we could construct an ambiguity ball in the Wasserstein metric  $W_p$  centered at the empirical distribution (1) with  $\xi^i \equiv \xi_\ell^i$  and containing the true distribution with high confidence. In particular, for any confidence  $1 - \beta > 0$ , it is possible, cf. [16, Theorem 3.5], to specify an ambiguity ball radius  $\varepsilon_N(\beta)$  so that the true distribution of  $\xi_\ell$  is in this ball with confidence  $1 - \beta$ , i.e.,

$$\mathbb{P}(W_p(P_{\xi_\ell}^N, P_{\xi_\ell}) \leq \varepsilon_N(\beta)) \geq 1 - \beta.$$

Instead, since we only can collect noisy partial measurements of the state, we use a Luenberger observer to estimate  $\xi$  at time  $\ell$ . The dynamics of the observer, initialized at zero, is given by

$$(4) \quad \widehat{\xi}_{k+1} = A_k \widehat{\xi}_k + K_k (H_k \widehat{\xi}_k - \zeta_k), \quad \widehat{\xi}_0 = 0,$$

where each  $K_k$  is a nonzero gain matrix. Using the corresponding estimates from system (4) for the independent realizations of (3a), we define the *(dynamic) estimator-based empirical distribution*

$$(5) \quad \widehat{P}_{\xi_k}^N := \frac{1}{N} \sum_{i=1}^N \delta_{\widehat{\xi}_k^i},$$

Denoting by  $e_k := \xi_k - \widehat{\xi}_k$  the error between (3a) and the observer (4), the error dynamics is  $e_{k+1} = F_k e_k + G_k w_k + K_k v_k$ ,  $e_0 = \xi_0$ , where  $F_k := A_k + K_k H_k$  and  $\xi_0$  is

the initial condition of (3a). In particular,

$$(6) \quad e_k = \Psi_k \xi_0 + \sum_{\kappa=1}^k (\Psi_{k,k-\kappa+1} G_{k-\kappa} w_{k-\kappa} + \widehat{\Psi}_{k,k-\kappa+1} K_{k-\kappa} v_{k-\kappa})$$

for all  $k \geq 1$ , where  $\Psi_{k+s,k} := F_{k+s-1} \cdots F_{k+1} F_k$ ,  $\Psi_{k,k} := I$  and  $\Psi_k := \Psi_{k,0}$ . To build the ambiguity set at time  $\ell$ , we set its center at the estimator-based empirical distribution  $\widehat{P}_{\xi_\ell}^N$  given by (5). In what follows, we leverage concentration of measure results to identify an ambiguity radius  $\psi_N(\beta)$  so that the resulting Wasserstein ball contains the true distribution with a given confidence  $1 - \beta$ .

Note that the random variable  $\xi_k^i$  of a system realization at time  $k$  is a function  $\xi_k^i(\xi_0^i, \mathbf{w}_k^i)$  of the random initial condition  $\xi_0^i$  and the dynamics noise  $\mathbf{w}_k^i \equiv (w_0^i, \dots, w_{k-1}^i)$ . Analogously, the estimated state  $\widehat{\xi}_k^i$  of each observer realization is a stochastic variable  $\widehat{\xi}_k^i(\xi_0^i, \mathbf{w}_k^i, \mathbf{v}_k^i)$  with additional randomness induced by the output noise  $\mathbf{v}_k^i \equiv (v_0^i, \dots, v_{k-1}^i)$ . Using the compact notation  $\xi_0 \equiv (\xi_0^1, \dots, \xi_0^N)$ ,  $\mathbf{w}_k \equiv (\mathbf{w}_k^1, \dots, \mathbf{w}_k^N)$ , and  $\mathbf{v}_k \equiv (\mathbf{v}_k^1, \dots, \mathbf{v}_k^N)$  for the corresponding initial conditions, dynamics noise, and output noise of all realizations, respectively, we can denote the true- and estimator-based-empirical distributions at time  $\ell$  as  $P_{\xi_\ell}^N(\xi_0, \mathbf{w}_\ell)$  and  $\widehat{P}_{\xi_\ell}^N(\xi_0, \mathbf{w}_\ell, \mathbf{v}_\ell)$ . If we view the initial conditions and the corresponding internal noise of the realizations  $\xi^i$  over the whole time horizon as deterministic quantities, we use the alternative notation  $P_{\xi_\ell}^N(\mathbf{z}, \boldsymbol{\omega})$  and  $\widehat{P}_{\xi_\ell}^N(\mathbf{z}, \boldsymbol{\omega}, \mathbf{v}_\ell)$  for the corresponding distributions, where  $\mathbf{z} = (z^1, \dots, z^N)$ ,  $z^1 \equiv \xi_0^1, \dots, z^N \equiv \xi_0^N$ , and  $\boldsymbol{\omega} = (\boldsymbol{\omega}^1, \dots, \boldsymbol{\omega}^N)$ ,  $\boldsymbol{\omega}^1 \equiv \mathbf{w}_\ell^1, \dots, \boldsymbol{\omega}^N \equiv \mathbf{w}_\ell^N$ . We also denote by  $P_{\xi_\ell}$  the true distribution of the data at discrete time  $\ell$ , where from (3a),

$$(7) \quad \xi_\ell = \Phi_\ell \xi_0 + \sum_{k=1}^{\ell} \Phi_{\ell, \ell-k+1} G_{\ell-k} w_{\ell-k},$$

where  $\Phi_\ell := \Phi_{\ell,0}$  and  $\Phi_{\ell,\ell} := I$  (and with  $\Phi_{k+\delta k, k}$  defined in Assumption 5). Then, it follows from **H1** and **H2** in Assumption 3 that the random states  $\xi_\ell^i$  of the system realizations are independent and identically distributed. Leveraging this, our goal is to associate to each confidence  $1 - \beta$ , an ambiguity radius  $\psi_N(\beta)$  so that

$$(8) \quad \mathbb{P}(W_p(\widehat{P}_{\xi_\ell}^N, P_{\xi_\ell}) \leq \psi_N(\beta)) \geq 1 - \beta.$$

To achieve this, we decompose the confidence as the product of two factors:

$$(9) \quad 1 - \beta = (1 - \beta_{\text{nom}})(1 - \beta_{\text{ns}}).$$

The first factor (the nominal component “nom”) is exploited to control the Wasserstein distance between the true empirical distribution and the true state distribution  $P_{\xi_\ell}$ . The purpose of the second factor (the noise component “ns”) is to bound the Wasserstein distance between the true- and the estimator-based-empirical distributions, which is affected by the measurement noise. Using this decomposition, our strategy to get (8) builds on further breaking the ambiguity radius as

$$(10) \quad \psi_N(\beta) := \varepsilon_N(\beta_{\text{nom}}) + \widehat{\varepsilon}_N(\beta_{\text{ns}}).$$

We exploit what is known [8] for the no-noise case to bound the *nominal ambiguity radius*  $\varepsilon_N(\beta_{\text{nom}})$  with confidence  $1 - \beta_{\text{nom}}$ . Furthermore, we bound the *noise ambiguity radius*  $\widehat{\varepsilon}_N(\beta_{\text{ns}})$  with confidence  $1 - \beta_{\text{ns}}$ . This latter radius corresponds to the impact on distributional uncertainty of the internal and measurement noise. In the next sections we present the precise individual bounds for these terms and then combine them to get the main result on the overall ambiguity radius.

**4.1. Nominal ambiguity radius.** According to Assumption 3, the initial condition and internal noise distributions are compactly supported, and hence, the same holds also for the state distribution along time. We will therefore use the following result, that is focused on compactly supported distributions and bounds the distance between the true and empirical distribution for any fixed confidence level.

**PROPOSITION 6. (Nominal ambiguity radius [8, Corollary 3.3]).** *Consider a sequence  $\{X_i\}_{i \in \mathbb{N}}$  of i.i.d.  $\mathbb{R}^d$ -valued random variables with a compactly supported distribution  $\mu$ . Then for any  $p \geq 1$ ,  $N \geq 1$ , and confidence  $1 - \beta$  with  $\beta \in (0, 1)$ , we have  $\mathbb{P}(W_p(\mu^N, \mu) \leq \varepsilon_N(\beta, \rho)) \geq 1 - \beta$ , where*

$$(11) \quad \varepsilon_N(\beta, \rho) := \begin{cases} \left(\frac{\ln(C\beta^{-1})}{c}\right)^{\frac{1}{2p}} \frac{\rho}{N^{\frac{1}{2p}}}, & \text{if } p > d/2, \\ h^{-1} \left(\frac{\ln(C\beta^{-1})}{cN}\right)^{\frac{1}{p}} \rho, & \text{if } p = d/2, \\ \left(\frac{\ln(C\beta^{-1})}{c}\right)^{\frac{1}{d}} \frac{\rho}{N^{\frac{1}{d}}}, & \text{if } p < d/2, \end{cases}$$

$\mu^N := \frac{1}{N} \sum_{i=1}^N \delta_{X_i}$ ,  $\rho := \frac{1}{2} \text{diam}_\infty(\text{supp}(\mu))$ ,  $h(x) := \frac{x^2}{(\ln(2+1/x))^2}$ ,  $x > 0$ , and the constants  $C$  and  $c$  depend only on  $p$  and  $d$ .

This result shows how the nominal ambiguity radius depends on the size of the distribution's support, the confidence level, and the number of samples, and is based on recent concentration of measure inequalities from [17]. The determination of the constants  $C$  and  $c$  in (11) for the whole spectrum of data dimensions  $d$  and Wasserstein exponents  $p$  is a particularly cumbersome task. In Section 8.2, we use some alternative concentration of measure results, which enable us to provide explicit formulas for these constants when  $d > 2p$ .

**4.2. Noise ambiguity radius.** In this section, we quantify the noise ambiguity radius  $\widehat{\varepsilon}_N(\beta_{\text{ns}})$  for any prescribed confidence  $1 - \beta_{\text{ns}}$ . We first give a result that uniformly bounds the distance between the true- and estimator-based-empirical distributions with prescribed confidence for all values of the initial condition and the internal noise from the set  $B_\infty^{Nd}(\rho_{\xi_0}) \times B_\infty^{N\ell q}(\rho_w)$ , which contains the support of their joint distribution (and hence all their possible realizations). For the results of this section, the initial condition and the internal noise are interpreted as deterministic quantities, as discussed above.

**LEMMA 7. (Distance between true- and estimator-based-empirical distribution).** *Let  $(\mathbf{z}, \boldsymbol{\omega}) \in B_\infty^{Nd}(\rho_{\xi_0}) \times B_\infty^{N\ell q}(\rho_w)$  and consider the discrete distribution  $P_{\xi_\ell}^N \equiv P_{\xi_\ell}^N(\mathbf{z}, \boldsymbol{\omega})$  and the empirical distribution  $\widehat{P}_{\xi_\ell}^N \equiv \widehat{P}_{\xi_\ell}^N(\mathbf{z}, \boldsymbol{\omega}, \mathbf{v}_\ell)$ , where  $\mathbf{v}_\ell$  is the measurement noise of the realizations. Then,*

$$(12) \quad W_p(\widehat{P}_{\xi_\ell}^N, P_{\xi_\ell}^N) \leq 2^{\frac{p-1}{p}} \mathfrak{M}_w + 2^{\frac{p-1}{p}} \left(\frac{1}{N} \sum_{i=1}^N (\mathfrak{E}^i)^p\right)^{\frac{1}{p}},$$

where

$$(13a) \quad \mathfrak{M}_w := \sqrt{d} \|\Psi_\ell\|_{\rho_{\xi_0}} + \sqrt{q} \sum_{k=1}^{\ell} \|\Psi_{\ell, \ell-k+1} G_{\ell-k}\|_{\rho_w},$$

$$(13b) \quad \mathfrak{E}^i \equiv \mathfrak{E}(\mathbf{v}^i) := \sum_{k=1}^{\ell} \|\Psi_{\ell, \ell-k+1} K_{\ell-k}\| \|v_{\ell-k}^i\|_1.$$



The next result gives bounds for the norms of the random variables  $\mathfrak{E}^i$  in Lemma 7.

LEMMA 8. (*Orlicz- and  $L^p$ -norm bounds for  $\mathfrak{E}^i$* ). *The random variables  $\mathfrak{E}^i$  in (13b) satisfy*

$$(14a) \quad \|\mathfrak{E}^i\|_p \leq \mathfrak{M}_v := M_v r \sum_{k=1}^{\ell} \|\Psi_{\ell, \ell-k+1} K_{\ell-k}\|,$$

$$(14b) \quad \|\mathfrak{E}^i\|_{\psi_p} \leq \mathfrak{C}_v := C_v r \sum_{k=1}^{\ell} \|\Psi_{\ell, \ell-k+1} K_{\ell-k}\|,$$

$$(14c) \quad \|\mathfrak{E}^i\|_p \geq \mathfrak{m}_v := m_v r^{\frac{1}{p}} \left( \sum_{k=1}^{\ell} \|\Psi_{\ell, \ell-k+1} K_{\ell-k}\|^p \right)^{\frac{1}{p}},$$

with  $m_v$ ,  $M_v$ , and  $C_v$  as given in **H4**.

The proofs of both results above are given in the Appendix. We further rely on the following concentration of measure result around the mean of nonnegative independent random variables, whose proof is also in the Appendix, to bound the term  $\left(\frac{1}{N} \sum_{i=1}^N (\mathfrak{E}^i)^p\right)^{\frac{1}{p}}$ , and control the Wasserstein distance between the true- and the estimator-based-empirical distribution.

PROPOSITION 9. (*Concentration around  $p$ th mean*). *Let  $X_1, \dots, X_N$  be scalar, nonnegative, independent random variables with finite  $\psi_p$  norm and  $\mathbb{E}[X_i^p] = 1$ . Then,*

$$(15) \quad \mathbb{P}\left(\left(\frac{1}{N} \sum_{i=1}^N X_i^p\right)^{\frac{1}{p}} - 1 \geq t\right) \leq 2 \exp\left(-\frac{c' N}{R^2} \alpha_p(t)\right),$$

for every  $t \geq 0$ , with  $c' = 1/10$ ,  $R := \max_{i \in [1:N]} \|X_i\|_{\psi_p} + 1/\ln 2$ , and

$$(16) \quad \alpha_p(s) := \begin{cases} s^2, & \text{if } s \in [0, 1], \\ s^p, & \text{if } s \in (1, \infty). \end{cases}$$

Combining the results above, we obtain the main result of this section regarding the ambiguity center difference.

PROPOSITION 10. (*Distance guarantee between the true- and estimator-based-empirical distribution*). *Consider a confidence  $1 - \beta_{\text{ns}}$  and let*

$$(17) \quad \widehat{\varepsilon}_N(\beta_{\text{ns}}) := 2^{\frac{p-1}{p}} \left( \mathfrak{M}_w + \mathfrak{M}_v + \mathfrak{M}_v \alpha_p^{-1} \left( \frac{\mathfrak{R}^2}{c' N} \ln \frac{2}{\beta_{\text{ns}}} \right) \right),$$

with  $\mathfrak{M}_w$ ,  $\mathfrak{M}_v$  given by (13a), (14a),

$$(18) \quad \mathfrak{R} := \mathfrak{C}_v / \mathfrak{m}_v + 1/\ln 2,$$

and  $\mathfrak{C}_v$ ,  $\mathfrak{m}_v$  as in (14b), (14c). Then, for all  $(\mathbf{z}, \boldsymbol{\omega}) \in B_{\infty}^{Nd}(\rho_{\xi_0}) \times B_{\infty}^{N\ell q}(\rho_w)$ , we have

$$(19) \quad \mathbb{P}(W_p(\widehat{P}_{\xi_{\ell}}^N(\mathbf{z}, \boldsymbol{\omega}, \mathbf{v}_{\ell}), P_{\xi_{\ell}}^N(\mathbf{z}, \boldsymbol{\omega})) \leq \widehat{\varepsilon}_N(\beta_{\text{ns}})) \geq 1 - \beta_{\text{ns}}.$$

*Proof.* For each  $i$ , the random variable  $X_i := \mathfrak{E}^i / \|\mathfrak{E}^i\|_p$  satisfies  $\|X_i\|_p = 1$ . Thus, we obtain from Proposition 9 that

$$\mathbb{P}\left(\left(\frac{1}{N} \sum_{i=1}^N \left(\frac{\mathfrak{E}^i}{\|\mathfrak{E}^i\|_p}\right)^p\right)^{\frac{1}{p}} - 1 \geq t\right) \leq 2 \exp\left(-\frac{c'N}{R^2} \alpha_p(t)\right),$$

where  $R = \max_{i \in [1:N]} \|\mathfrak{E}^i / \|\mathfrak{E}^i\|_p\|_{\psi_p} + 1/\ln 2$ . From (14b), (14c), and (18), we deduce  $\mathfrak{R} \geq R$ , and thus,

$$\mathbb{P}\left(\left(\frac{1}{N} \sum_{i=1}^N \left(\frac{\mathfrak{E}^i}{\|\mathfrak{E}^i\|_p}\right)^p\right)^{\frac{1}{p}} - 1 \geq t\right) \leq 2 \exp\left(-\frac{c'N}{\mathfrak{R}^2} \alpha_p(t)\right).$$

Now, it follows from (14a) that

$$\mathfrak{M}_v \left(\frac{1}{N} \sum_{i=1}^N \left(\frac{\mathfrak{E}^i}{\|\mathfrak{E}^i\|_p}\right)^p\right)^{\frac{1}{p}} - \mathfrak{M}_v \geq \left(\frac{1}{N} \sum_{i=1}^N (\mathfrak{E}^i)^p\right)^{\frac{1}{p}} - \mathfrak{M}_v.$$

Thus, we deduce

$$\mathbb{P}\left(\left(\frac{1}{N} \sum_{i=1}^N (\mathfrak{E}^i)^p\right)^{\frac{1}{p}} - \mathfrak{M}_v \geq \mathfrak{M}_v t\right) \leq 2 \exp\left(-\frac{c'N}{\mathfrak{R}^2} \alpha_p(t)\right),$$

or, equivalently, that

$$(20) \quad \mathbb{P}\left(\left(\frac{1}{N} \sum_{i=1}^N (\mathfrak{E}^i)^p\right)^{\frac{1}{p}} \geq \mathfrak{M}_v + s\right) \leq 2 \exp\left(-\frac{c'N}{\mathfrak{R}^2} \alpha_p\left(\frac{s}{\mathfrak{M}_v}\right)\right).$$

To establish (19), it suffices by Lemma 7 to show that

$$\mathbb{P}\left(2^{\frac{p-1}{p}} \mathfrak{M}_w + 2^{\frac{p-1}{p}} \left(\frac{1}{N} \sum_{i=1}^N (\mathfrak{E}^i)^p\right)^{\frac{1}{p}} \leq \widehat{\varepsilon}_N(\beta_{\text{ns}})\right) \geq 1 - \beta_{\text{ns}}.$$

By the definition of  $\widehat{\varepsilon}_N$  and exploiting that it is strictly decreasing with  $\beta_{\text{ns}}$ , it suffices to prove that

$$\mathbb{P}\left(\left(\frac{1}{N} \sum_{i=1}^N (\mathfrak{E}^i)^p\right)^{\frac{1}{p}} < \mathfrak{M}_v + \mathfrak{M}_v \alpha_p^{-1}\left(\frac{\mathfrak{R}^2}{c'N} \ln \frac{2}{\beta_{\text{ns}}}\right)\right) \geq 1 - \beta_{\text{ns}}.$$

Setting  $\tau = \alpha_p^{-1}\left(\frac{\mathfrak{R}^2}{c'N} \ln \frac{2}{\beta_{\text{ns}}}\right)$ , we equivalently need to show

$$\mathbb{P}\left(\left(\frac{1}{N} \sum_{i=1}^N (\mathfrak{E}^i)^p\right)^{\frac{1}{p}} \geq \mathfrak{M}_v + \tau \mathfrak{M}_v\right) \leq \beta_{\text{ns}},$$

which follows by (20) with  $s = \tau \mathfrak{M}_v$ .  $\square$

**4.3. Overall ambiguity set.** Here we combine the results from Sections 4.1 and 4.2 to obtain the ambiguity set of the state distribution in the following result.

**THEOREM 11. (Ambiguity set under noisy dynamics & observations).** Consider data collected from  $N$  realizations of system (3) in accordance to Assumptions 2 and 3, a confidence  $1 - \beta$ , and let  $\beta_{\text{nom}}, \beta_{\text{ns}} \in (0, 1)$  satisfying (9). Then, the guarantee (8) holds, where  $\psi_N(\beta)$  is given in (10) and its components  $\varepsilon_N(\beta_{\text{nom}}) \equiv \varepsilon_N(\beta_{\text{nom}}, \rho_{\xi_\ell})$  and  $\varepsilon_N(\beta_{\text{ns}})$  are given by (11) and (17), respectively, with

$$(21) \quad \rho_{\xi_\ell} := \sqrt{d} \|\Phi_\ell\| \rho_{\xi_0} + \sqrt{q} \sum_{k=1}^{\ell} \|\Phi_{\ell, \ell-k+1} G_{\ell-k}\| \rho_w.$$

*Proof.* Due to (10) and the triangle inequality for  $W_p$ ,

$$\begin{aligned} \{W_p(\widehat{P}_{\xi_\ell}^N, P_{\xi_\ell}) \leq \psi_N(\beta)\} \supset \{W_p(\widehat{P}_{\xi_\ell}^N, P_{\xi_\ell}^N) \leq \widehat{\varepsilon}_N(\beta_{\text{ns}})\} \\ \cap \{W_p(P_{\xi_\ell}^N, P_{\xi_\ell}) \leq \varepsilon_N(\beta_{\text{nom}}, \rho_{\xi_\ell})\}. \end{aligned}$$

Thus, to show (8), it suffices to show that

$$(22) \quad \mathbb{E} \left[ \mathbf{1}_{\{W_p(\widehat{P}_{\xi_\ell}^N, P_{\xi_\ell}^N) - \widehat{\varepsilon}_N(\beta_{\text{ns}}) \leq 0\}} \times \mathbf{1}_{\{W_p(P_{\xi_\ell}^N, P_{\xi_\ell}) - \varepsilon_N(\beta_{\text{nom}}, \rho_{\xi_\ell}) \leq 0\}} \right] \geq 1 - \beta.$$

We therefore exploit Lemma 1 with the random variable  $X \equiv (\xi_0, \mathbf{w}_\ell)$ , taking values in the compact set  $K \equiv B_\infty^{Nd}(\rho_{\xi_0}) \times B_\infty^{N\ell q}(\rho_w)$ , the random variable  $Y \equiv \mathbf{v}_\ell \in \mathbb{R}^{N\ell r}$ , and  $g(X, Y) \equiv g(\xi_0, \mathbf{w}_\ell, \mathbf{v}_\ell)$ , where

$$\begin{aligned} g(\xi_0, \mathbf{w}_\ell, \mathbf{v}_\ell) &:= \mathbf{1}_{\{W_p(P_{\xi_\ell}^N(\xi_0, \mathbf{w}_\ell), P_{\xi_\ell}) - \varepsilon_N(\beta_{\text{nom}}, \rho_{\xi_\ell}) \leq 0\}} \\ &\quad \times \mathbf{1}_{\{W_p(\widehat{P}_{\xi_\ell}^N(\xi_0, \mathbf{w}_\ell, \mathbf{v}_\ell), P_{\xi_\ell}^N(\xi_0, \mathbf{w}_\ell)) - \widehat{\varepsilon}_N(\beta_{\text{ns}}) \leq 0\}}. \end{aligned}$$

Due to (19), we have  $\mathbb{E} \left[ \mathbf{1}_{\{W_p(\widehat{P}_{\xi_\ell}^N(\mathbf{z}, \boldsymbol{\omega}, \mathbf{v}_\ell), P_{\xi_\ell}^N(\mathbf{z}, \boldsymbol{\omega})) - \widehat{\varepsilon}_N(\beta_{\text{ns}}) \leq 0\}} \right] \geq 1 - \beta_{\text{ns}}$  for any  $x = (\mathbf{z}, \boldsymbol{\omega}) \in K$  and thus

$$\mathbb{E}[g(x, Y)] \geq \mathbf{1}_{\{W_p(P_{\xi_\ell}^N(x), P_{\xi_\ell}) - \varepsilon_N(\beta_{\text{nom}}, \rho_{\xi_\ell}) \leq 0\}} \times (1 - \beta_{\text{ns}}) =: k(x)$$

for all  $x \in K$ . Hence, since  $X \equiv (\xi_0, \mathbf{w}_\ell)$  and  $Y \equiv \mathbf{v}_\ell$  are independent by **H2**, we deduce from Lemma 1 that

$$\begin{aligned} \mathbb{E}[g(X, Y)] &\geq \mathbb{E} \left[ \mathbf{1}_{\{W_p(P_{\xi_\ell}^N(\xi_0, \mathbf{w}_\ell), P_{\xi_\ell}) - \varepsilon_N(\beta_{\text{nom}}, \rho_{\xi_\ell}) \leq 0\}} (1 - \beta_{\text{ns}}) \right] \\ &= (1 - \beta_{\text{ns}}) \mathbb{P}(W_p(P_{\xi_\ell}^N(\xi_0, \mathbf{w}_\ell), P_{\xi_\ell}) \leq \varepsilon_N(\beta_{\text{nom}}, \rho_{\xi_\ell})). \end{aligned}$$

From (7) and **H3** in Assumption 3, it follows that  $P_{\xi_\ell}$  is supported on the compact set  $B_\infty^d(\rho_{\xi_\ell})$  with  $\text{diam}_\infty(B_\infty^d(\rho_{\xi_\ell})) = 2\rho_{\xi_\ell}$  and  $\rho_{\xi_\ell}$  given in (21). In addition, due to **H1** and **H2** in Assumption 3 the random states  $\xi_\ell^i$  in the empirical distribution  $P_{\xi_\ell}^N(\xi_0, \mathbf{w}_\ell) = \frac{1}{N} \sum_{i=1}^N \delta_{\xi_\ell^i}$  are i.i.d.. Thus, we get from Proposition 6 that  $\mathbb{P}(W_p(P_{\xi_\ell}^N(\xi_0, \mathbf{w}_\ell), P_{\xi_\ell}) \leq \varepsilon_N(\beta_{\text{nom}}, \rho_{\xi_\ell})) \leq 1 - \beta_{\text{nom}}$ , which implies

$$\mathbb{E}[g(X, Y)] \geq (1 - \beta_{\text{ns}})(1 - \beta_{\text{nom}}) = 1 - \beta.$$

Finally, (22) follows from this and the definition of  $g$ .  $\square$

With this result at hand, we deduce from the expressions (11) and (19) for the components of the ambiguity radius that it decreases as we exploit a larger number  $N$  of independent trajectories and relax our confidence choices, i.e., reduce  $1 - \beta_{\text{nom}}$

and  $1 - \beta_{\text{ns}}$ . Notice further that no matter how many trajectories we use, the noise ambiguity radius decreases to a strictly positive value. It is also worth to observe that  $\psi_N$  generalizes the nominal ambiguity radius  $\varepsilon_N$  in the DRO literature (even when dynamic random variables are considered [8]) and reduces to  $\varepsilon_N$  in the noise-free case where  $\hat{\varepsilon}_N = 0$ .

Drawing conclusions about how the ambiguity radius behaves as we simultaneously allow the horizon  $[0 : \ell]$  and the number  $N$  of sampled trajectories to increase is a more delicate matter. The value of the nominal component depends essentially on  $N$  and the support of the distribution at  $\ell$ , with the latter in turn depending on the system's stability properties and the support of the initial condition and internal noise distributions. On the other hand, the noise component depends on  $N$  and the quality of the estimation error. We quantify in the next section how the latter guarantees uniform boundedness of the noise radius under detectability-type assumptions.

### 5. Sufficient conditions for uniformly bounded noise ambiguity radii.

In this section we leverage Assumption 5 to establish that the noise ambiguity radius remains uniformly bounded as the sampling horizon increases. We first provide uniform bounds for the matrices involved in the system and observer error dynamics.

PROPOSITION 12. (**Bounds on system/observer matrices**). *Under Assumption 5, the gain matrices  $K_k$  can be selected so that the following properties hold:*

- (i) *There exist  $K_*, K^*, G^* > 0$  and  $\Psi_s^* > 0$ ,  $s \in \mathbb{N}_0$ , so that  $\|G_k\| \leq G^*$ ,  $K_* \leq \|K_k\| \leq K^*$ , and  $\|\Psi_{k+s,k}\| \leq \Psi_s^*$  for all and  $k \in \mathbb{N}_0$ .*
- (ii) *There exists  $s_0 \in \mathbb{N}$  so that  $\|\Psi_{k+s,k}\| \leq \frac{1}{2}$  for all  $k \in \mathbb{N}_0$  and  $s \geq s_0$ .*

*Proof.* Note that we only need to verify part (i) for the time-varying case. Since all  $G_k$  are uniformly bounded, we directly obtain the bound  $G^*$ . Let

$$K_k := -A_k \Phi_{k,k-t-1} \mathcal{O}_{k,k-t-1}^{-1} \Phi_{k,k-t-1}^\top H_k^\top,$$

(for  $k > t + 1$ ) as selected in [32, Page 574] (but with a minus sign at the front to get the plus sign in  $F_k = A_k + K_k H_k$ ) and with the observability Gramian  $\mathcal{O}_{k,k-t-1}$  as defined in Assumption 5(ii). Then, the upper bound  $K^*$  follows from the fact that the system matrices are uniformly bounded combined with the uniform observability property of Assumption 5, which implies that all  $\mathcal{O}_{k,k-t-1}^{-1}$  are also uniformly bounded. On the other hand, the lower bound  $K_*$  follows from the assumption that the system matrices are uniformly bounded, which imposes a uniform lower bound on the smallest singular value of  $\mathcal{O}_{k,k-t-1}^{-1}$ , the uniform lower bound on the smallest singular value of  $A_k$ , hence, also on that of  $\Phi_{k,k-t-1}$  and  $\Phi_{k,k-t-1}^\top$ , and the uniform lower bound on  $\|H_k\|$  (all found in Assumption 5). Finally, the bounds  $\Psi_s^*$  are obtained using the assumed uniform bounds for all  $A_k$  and  $H_k$  and the derived bound  $K^*$  for all  $K_k$ .

To show part (ii), assume first that Assumption 5(i) holds, i.e., the system is time invariant and  $(A, H)$  is detectable. Then, we can choose a nonzero gain matrix  $K$  so that  $F = A + KH$  is convergent (cf. [38, Theorem 31]), namely  $\lim_{s \rightarrow \infty} \|F^s\| = 0$ . Consequently, there is  $s_0 \in \mathbb{N}$  with  $\|F^s\| \leq \frac{1}{2}$  for all  $s \geq s_0$  and the result follows by taking into account that  $\Psi_{k+s,k} = F^s$ . In case Assumption 5(ii) holds, let

$$(23) \quad \tilde{e}_{k+1} = F_k \tilde{e}_k$$

be the recursive noise-free version of the error equation (6). Then, from [32, Page 577], there exists a quadratic time-varying Lyapunov function  $V(k, \tilde{e}) := \tilde{e}^\top Q_k \tilde{e}$  with each  $Q_k$  being positive definite,  $a_1, a_2 > 0$ ,  $a_3 \in (0, 1)$ , and  $m \in \mathbb{N}$  so that

$$(24a) \quad a_1 \leq \lambda_{\min}(Q_k) \leq \lambda_{\max}(Q_k) \leq a_2$$

$$(24b) \quad V(k+m, \tilde{e}_{k+m}) - V(k, \tilde{e}_k) \leq -a_3 V(k, \tilde{e}_k)$$

for any  $k$  and any solution of (23) with state  $\tilde{e}_k$  at time  $k$ . The latter implies  $\Psi_{k+m,m}^\top Q_{k+m} \Psi_{k+m,m} \preceq (1-a_3)Q_k$ . Then,  $\Psi_{k+\nu m,m}^\top Q_{k+\nu m} \Psi_{k+\nu m,m} \preceq (1-a_3)^\nu Q_k$ , which is verified inductively, since

$$\begin{aligned} & \Psi_{k+(\nu+1)m,m}^\top Q_{k+(\nu+1)m} \Psi_{k+(\nu+1)m,m} \\ &= \Psi_{k+m,k}^\top \Psi_{k+(\nu+1)m,k+m}^\top Q_{k+(\nu+1)m} \Psi_{k+(\nu+1)m,k+m} \Psi_{k+m,k} \\ &\preceq (1-a_3)^\nu \Psi_{k+m,k}^\top Q_{k+m} \Psi_{k+m,k} \preceq (1-a_3)^{(\nu+1)} Q_k. \end{aligned}$$

Next, pick  $\tilde{e}$  with  $\|\tilde{e}\| = 1$  and  $\|\Psi_{k+\nu m,m} \tilde{e}\| = \|\Psi_{k+\nu m,m}\|$ . Taking into account that  $\tilde{e}^\top \Psi_{k+\nu m,k}^\top Q_{k+\nu m} \Psi_{k+\nu m,m} \tilde{e} \leq (1-a_3)^\nu \tilde{e}^\top Q_k \tilde{e}$ , we get  $\lambda_{\min}(Q_{k+\nu m}) \|\Psi_{k+\nu m,k} \tilde{e}\|^2 \leq (1-a_3)^\nu \lambda_{\max}(Q_k)$ . Using (24a),

$$(25) \quad \|\Psi_{k+\nu m,k}\| \leq (1-a_3)^{\frac{\nu}{2}} \left(\frac{a_2}{a_1}\right)^{\frac{1}{2}}.$$

Now, select  $\nu$  so that  $(1-a_3)^{\frac{\nu'}{2}} (a_2/a_1)^{\frac{1}{2}} \leq 1/(2 \max_{s \in [1:m]} \Psi_s^*)$  for all  $\nu' \geq \nu$ . Let  $s_0 := \nu m$  and pick  $s \geq s_0$ . Then,  $s = s'_0 + m'$  for some  $s'_0 = \nu' m$ ,  $\nu' \geq \nu$ , and  $m' \in [0 : m-1]$  and we get from (25), part (i), and the selection of  $\nu$  that

$$\begin{aligned} \|\Psi_{k+sm,k}\| &= \|\Psi_{k+s'_0+m',k+s'_0} \Psi_{k+s'_0,k}\| \\ &\leq \|\Psi_{k+s'_0+m',k+s'_0}\| \|\Psi_{k+\nu' m,k}\| \leq \Psi_{m'}^* \frac{1}{2 \max_{s \in [1:m]} \Psi_s^*} \leq \frac{1}{2}, \end{aligned}$$

which establishes the result.  $\square$

Based on this result and Assumption 5 about the system's detectability/uniform observability properties, we proceed to provide a uniform bound on the size of the noise radius for arbitrarily long evolution horizons.

**PROPOSITION 13. (Uniform bounds for noise ambiguity radius).** *Consider data collected from  $N$  realizations of system (3), a confidence  $1-\beta$  as in (9), and let Assumptions 2, 3, and 5 hold. Then, there exist observer gain matrices  $K_k$  so that the noise ambiguity radius  $\hat{\epsilon}_N$  in (17) is uniformly bounded with respect to the sampling horizon size. In particular, there exists  $\ell_0 \in \mathbb{N}$ , so that for each  $\ell \geq \ell_0$ , the constants  $\mathfrak{M}_w \equiv \mathfrak{M}_w(\ell)$ ,  $\mathfrak{M}_v \equiv \mathfrak{M}_v(\ell)$ , and  $\mathfrak{R} \equiv \mathfrak{R}(\ell)$  given by (13a), (14a), and (18), are uniformly upper bounded as*

$$\begin{aligned} \mathfrak{M}_w &\leq \frac{1}{2} \sqrt{d} \rho_{\xi_0} + 3\sqrt{q} \sum_{j=0}^{\ell_0-1} \Psi_j^* G^* \rho_w, \\ \mathfrak{M}_v &\leq 3M_v r \sum_{j=0}^{\ell_0-1} \Psi_j^* K^*, \quad \mathfrak{R} \leq 3 \frac{C_v}{m_v} r^{\frac{p-1}{p}} \frac{\sum_{j=0}^{\ell_0-1} \Psi_j^* K^*}{K_*}. \end{aligned}$$

*Proof.* Consider gain matrices  $K_k$  and the time  $s_0$  as given in Proposition 12, and let  $\ell_0 := s_0$ . Then, for any  $\ell \geq \ell_0$ ,  $\ell = n\ell_0 + r'$  with  $0 \leq r' < \ell_0$  and we have

$$\sum_{k=1}^{\ell} \|\Psi_{\ell, \ell-k+1} G_{\ell-k}\| \leq \sum_{k=1}^{\ell} \|\Psi_{\ell, \ell-k+1}\| \|G^*\|$$

$$\begin{aligned}
&= \left( \sum_{k=1}^{r'} \|\Psi_{\ell, \ell-k+1}\| + \sum_{k=r'+1}^{\ell} \|\Psi_{\ell, \ell-k+1}\| \right) G^* \\
&\leq \left( \sum_{s=0}^{r'-1} \Psi_s^* + \sum_{k=r'+1}^{n\ell_0+r'} \|\Psi_{n\ell_0+r', n\ell_0+r'-k+1}\| \right) G^* \quad (k \mapsto (\nu-1)\ell_0 + j + r') \\
&= \left( \sum_{s=0}^{r'-1} \Psi_s^* + \sum_{\nu=1}^n \sum_{j=1}^{\ell_0} \|\Psi_{n\ell_0+r', (n-\nu)\ell_0+r'+\ell_0-j+1}\| \right) G^* \quad (\ell_0 + 1 - j \mapsto j) \\
&= \left( \sum_{s=0}^{r'-1} \Psi_s^* + \sum_{\nu=1}^n \sum_{j=1}^{\ell_0} \|\Psi_{n\ell_0+r', (n-\nu)\ell_0+r'+j}\| \right) G^* \\
&\leq \left( \sum_{s=0}^{r'-1} \Psi_s^* + \sum_{\nu=1}^n \sum_{j=1}^{\ell_0} \|\Psi_{n\ell_0+r', (n-\nu+1)\ell_0+r'}\| \|\Psi_{(n-\nu)\ell_0+r'+\ell_0, (n-\nu)\ell_0+r'+j}\| \right) G^* \\
&= \left( \sum_{s=0}^{r'-1} \Psi_s^* + \sum_{\nu=1}^n \|\Psi_{n\ell_0+r', (n-\nu+1)\ell_0+r'}\| \sum_{j=1}^{\ell_0} \|\Psi_{(n-\nu)\ell_0+r'+\ell_0, (n-\nu)\ell_0+r'+j}\| \right) G^* \\
&\leq \left( \sum_{s=0}^{r'-1} \Psi_s^* + \sum_{\nu=1}^n \left( \prod_{\kappa=1}^{\nu-1} \|\Psi_{(n+1-\kappa)\ell_0+r', (n-\kappa)\ell_0+r'}\| \right) \sum_{j=1}^{\ell_0} \Psi_{\ell_0-j}^* \right) G^* \\
&\leq \left( \sum_{s=0}^{\ell_0-1} \Psi_s^* + \sum_{\nu=1}^n \left( \frac{1}{2} \right)^{\nu-1} \sum_{j=0}^{\ell_0-1} \Psi_j^* \right) G^* \leq 3 \sum_{j=0}^{\ell_0-1} \Psi_j^* G^*,
\end{aligned}$$

where we have used the notation  $\sum_{\kappa=0}^{-1} \equiv \sum_{\kappa=1}^0 \equiv 0$  and  $\prod_{\kappa=1}^0 \equiv 1$ . From this and the fact that from Proposition 12,  $\|\Psi_{\ell}\| \leq \frac{1}{2}$  for all  $\ell \geq \ell_0$ , we get the upper bound for  $\mathfrak{M}_w$ . The upper bound for  $\mathfrak{M}_v$  is obtained in the exact same way. Finally, to upper bound  $\mathfrak{R}$ , we obtain the same type of upper bound for  $\mathfrak{C}_v$  as for  $\mathfrak{M}_w$ , and exploit Proposition 12(i) to get the lower bound  $\mathfrak{m}_v = m_v r^{\frac{1}{p}} \left( \sum_{k=1}^{\ell} \|\Psi_{\ell, \ell-k+1} K_{\ell-k}\|^p \right)^{\frac{1}{p}} \geq m_v r^{\frac{1}{p}} \|\Psi_{\ell, \ell} K_{\ell-1}\| \geq m_v r^{\frac{1}{p}} K_*$ , which is also independent of  $\ell$ .  $\square$

REMARK 14. (*Noise ambiguity radius for time-invariant systems*). For time-invariant systems, it is possible to improve the bounds of Proposition 13 for  $\mathfrak{M}_w$ ,  $\mathfrak{M}_v$ , and  $\mathfrak{R}$  by exploiting the fact that the system and observer gain matrices are constant. The precise bounds in this case (see also [7, Proposition 5.5]) are

$$\begin{aligned}
\mathfrak{M}_w &\leq \frac{1}{2} \sqrt{d} \rho_{\xi_0} + 2\sqrt{q} \sum_{k=0}^{\ell_0-1} \|\Psi_k G\| \rho_w, \\
\mathfrak{M}_v &\leq 2M_v r \sum_{k=0}^{\ell_0-1} \|\Psi_k K\|, \quad \mathfrak{R} \leq 2 \frac{C_v}{m_v} r^{\frac{p-1}{p}} \frac{\sum_{k=0}^{\ell_0-1} \|\Psi_k K\|}{\left( \sum_{k=0}^{\ell_0-1} \|\Psi_k K\|^p \right)^{\frac{1}{p}}},
\end{aligned}$$

with  $\ell_0$  as in the time-invariant case of Proposition 13, and where  $G$  and  $K$  denote the constant values of the internal noise and observer gain matrices, respectively. The superiority of these bounds can be checked using the definition of the matrix bounds in Proposition 12(i) and their derivation is based on a simplified version of the arguments employed for the proof of Proposition 13.  $\square$

## 6. Application to economic dispatch with distributed energy resources.

In this section we illustrate the usefulness of our results. We take advantage of the

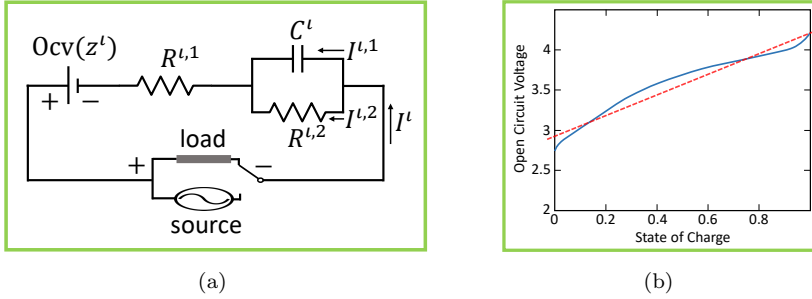


FIG. 2. (a) shows the equivalent circuit model of a lithium-ion battery cell in discharging mode (c.f. [29, Figure 2],[28, Figure 1]). (b) is taken from [28, Figure 3] and shows the nonlinear dependence of the open circuit voltage on the state of charge and its affine approximation.

ambiguity sets constructed with use of noisy partial measurements, cf. Theorem 11, to hedge against the uncertainty in an optimal economic dispatch problem. This is a problem where uncertainty is naturally involved due to (dynamic) energy resources, which the scheduler has no direct access to control or measure, like storage or renewable energy elements.

**6.1. Network model and optimization objective.** Consider a network with distributed energy resources [11] comprising of  $n_1$  generator units and  $n_2$  storage (battery) units. The network needs to operate as close as possible to a prescribed power demand  $D$  at the end of the time horizon  $[0 : \ell]$ , corresponding to a uniform discretization of step-size  $\delta t$  of the continuous-time domain. To this end, each generator and storage unit supplies the network with positive power  $P^j$  and  $S^\iota$ , respectively, at time  $\ell$ . We assume we can control the power of the generators, which additionally needs to be within the upper and lower thresholds  $P_{\min}^j$  and  $P_{\max}^j$ , respectively. Each battery is modeled as an uncertain dynamic element with an unknown initial state distribution and we can decide whether it is connected ( $\eta^\iota = 1$ ) or not ( $\eta^\iota = 0$ ) to the network at time  $\ell$ . Our goal is to minimize the overall energy cost while remaining as close as possible to the prescribed power demand. Thus, we minimize the overall cost

$$(26) \quad \mathcal{C}(\mathbf{P}, \boldsymbol{\eta}) := \sum_{j=1}^{n_1} g^j(P^j) + \sum_{\iota=1}^{n_2} \eta^\iota h^\iota(S^\iota) + c \left( \sum_{j=1}^{n_1} P^j + \sum_{\iota=1}^{n_2} \eta^\iota S^\iota - D \right)^2$$

where  $\mathbf{P} := (P^1, \dots, P^{n_1})$ ,  $\boldsymbol{\eta} := (\eta^1, \dots, \eta^{n_2})$ ,  $g^j$  and  $h^\iota$  are cost functions for the power provided by generator  $j$  and storage unit  $\iota$ , respectively. We treat the deviation of the injected power from its prescribed demand as a soft constraint by assigning it a quadratic cost with weight  $c$  and augmenting the overall cost function (26). Due to the uncertainty about the batteries' state and, hence, their injected powers  $S^\iota$ , minimizing (26) is a stochastic optimization problem.

**6.2. Battery dynamics and observation model.** Each battery is modeled as a single-cell dynamic element and we consider its current  $I^t$  discharging over the operation interval (if connected to the network) as a fixed and a priori known function of time. Its dynamics is conveniently approximated by the equivalent circuit in Figure 2(a) (see e.g., [28, 29]), where  $z^t$  is the state of charge (SoC) of the cell and  $Ocv(z^t)$  is its corresponding open-circuit voltage, which we approximate by the affine

function  $\alpha^\ell z^\ell + \beta^\ell$  in Figure 2(b). The associated discrete-time cell model is

$$\begin{aligned}\chi_{k+1}^\ell &\equiv \begin{pmatrix} I_{k+1}^{\ell,2} \\ z_{k+1}^\ell \end{pmatrix} = \begin{pmatrix} a^\ell & 0 \\ 0 & 1 \end{pmatrix} \begin{pmatrix} I_k^{\ell,2} \\ z_k^\ell \end{pmatrix} + \begin{pmatrix} 1 - a^\ell \\ -\delta t / Q^\ell \end{pmatrix} I_k^\ell \\ \theta_k^\ell &\equiv V_k^\ell = \alpha^\ell z_k^\ell + \beta^\ell - I_k^\ell R^{\ell,1} - I_k^{\ell,2} R^{\ell,2}\end{aligned}$$

where  $a^\ell := e^{-\delta t / (R^{\ell,1} C^\ell)}$ ,  $\delta t$  is the time discretization step, and  $Q^\ell$  is the cell capacity. Here, we assume that for all  $k \in [0 : \ell]$  the cell is neither fully charged or discharged (by e.g., requiring that  $0 < z_0 - \sum_{k=0}^{\ell-1} \delta t I_k^\ell / Q^\ell < 1$  for all  $k$  and any candidate initial conditions and input currents) and so, the evolution of its voltage is accurately represented by the above difference equation. The initial condition comprising of the SoC  $z_0^\ell$  and the current  $I_0^{\ell,2}$  through  $R^{\ell,2}$  is random with an unknown probability distribution. We also consider additive measurement noise with an unknown distribution, namely, we measure

$$\theta_k^\ell = \alpha^\ell z_k^\ell + \beta^\ell - I_k^\ell R^{\ell,1} - I_k^{\ell,2} R^{\ell,2} + v_k.$$

To track the evolution of each random element through a linear system of the form (3), we consider for each battery a nominal state trajectory  $\chi_k^{\ell,*} = (I_k^{\ell,2,*}, z_k^{\ell,*})$  initiated from the center of the support of its initial-state distribution. Thus, setting  $\xi_k^\ell = \chi_k^\ell - \chi_k^{\ell,*}$  and  $\zeta_k^\ell = \theta_k^\ell(\chi_k^\ell) - \theta_k^\ell(\chi_k^{\ell,*})$ , we get

$$\begin{aligned}\xi_{k+1}^\ell &= A_k^\ell \xi_k^\ell \\ \zeta_k^\ell &= H_k^\ell \xi_k^\ell + v_k,\end{aligned}$$

where  $A_k^\ell := \text{diag}(a, 1)$  and  $H_k^\ell := (\alpha^\ell, -R^{\ell,2})$ . Denoting  $\xi := (\xi^1, \dots, \xi^{n_2})$  and  $\zeta := (\zeta^1, \dots, \zeta^{n_2})$ , we obtain a system of the form (3) for the dynamic random variable  $\xi$ . Despite the fact that the state distribution  $\xi_k$  of the batteries across time is unknown, we assume having access to output data from  $N$  independent realizations of their dynamics over the horizon  $[0 : \ell]$ . Using these samples we exploit the results of the paper to build an ambiguity ball  $\mathcal{P}^N$  of radius  $\varepsilon_N$  in the 2-Wasserstein distance (i.e., with  $p = 2$ ), that contains the batteries' state distribution  $P_{\xi_\ell}$  at time  $\ell$  with prescribed probability  $1 - \beta$ . In particular, we take the samples from each realization  $i \in [1 : N]$  and use an observer to estimate its state  $\widehat{\xi}_\ell^i$  at time  $\ell$ . The ambiguity set is centered at the estimator-based empirical distribution  $\widehat{P}_{\xi_\ell}^N = \frac{1}{N} \sum_{i=1}^N \delta_{\widehat{\xi}_\ell^i}$  and its radius can be determined using Theorem 11 and Proposition 10.

**6.3. Decision problem as a distributionally robust optimization (DRO) problem.** To solve the decision problem regarding whether or not to connect the batteries for economic dispatch, we formulate a distributionally robust optimization problem for the cost (26) using the ambiguity set  $\mathcal{P}^N$ . To do this, we derive an explicit expression of how the cost function  $\mathcal{C}$  depends on the stochastic argument  $\xi_\ell$ . Notice first that the power injected by each battery at time  $\ell$  is

$$\begin{aligned}S^\ell &= I_\ell^\ell V_\ell^\ell = I_\ell^\ell (\alpha^\ell z_\ell^\ell + \beta^\ell - I_\ell^\ell R^{\ell,1} - I_\ell^{\ell,2} R^{\ell,2}) \\ &= \langle (-I_\ell^\ell R^{\ell,2}, \alpha^\ell I_\ell^\ell), \chi_\ell^\ell \rangle + \beta^\ell I_\ell^\ell - (I_\ell^\ell)^2 R^{\ell,1} = \langle \widehat{\alpha}^\ell, \xi_\ell^\ell \rangle + \widehat{\beta}^\ell \equiv (\widehat{\alpha}^\ell)^\top \xi_\ell^\ell + \widehat{\beta}^\ell,\end{aligned}$$

with  $\widehat{\alpha}^\ell := (-I_\ell^\ell R^{\ell,2}, \alpha^\ell I_\ell^\ell)$  and

$$\widehat{\beta}^\ell := \langle \widehat{\alpha}^\ell, \chi_\ell^{\ell,*} \rangle + I_\ell^\ell \beta^\ell - (I_\ell^\ell)^2 R^{\ell,1} = I_\ell^\ell I_\ell^{\ell,2,*} R^{\ell,2} - \alpha^\ell I_\ell^\ell z_\ell^{\ell,*} + I_\ell^\ell \beta^\ell - (I_\ell^\ell)^2 R^{\ell,1}.$$



Considering further affine costs  $h^i(S) := \bar{\alpha}^i S + \bar{\beta}^i$  for the power provided by the batteries, the overall cost  $\mathcal{C}$  becomes

$$(27) \quad \mathcal{C}(\mathbf{P}, \boldsymbol{\eta}) = g(\mathbf{P}) + (\boldsymbol{\eta} * \tilde{\boldsymbol{\alpha}})^\top \boldsymbol{\xi}_\ell + \boldsymbol{\eta}^\top \tilde{\boldsymbol{\beta}} + c(\mathbf{1}^\top \mathbf{P} + (\boldsymbol{\eta} * \hat{\boldsymbol{\alpha}})^\top \boldsymbol{\xi}_\ell + \boldsymbol{\eta}^\top \hat{\boldsymbol{\beta}} - D)^2,$$

where  $*$  denotes the Khatri-Rao product (cf. Section 2) and

$$g(\mathbf{P}) := \sum_{j=1}^{n_1} g^j(P^j), \quad \hat{\boldsymbol{\alpha}} := (\hat{\alpha}^1, \dots, \hat{\alpha}^{n_2}), \quad \hat{\boldsymbol{\beta}} := (\hat{\beta}^1, \dots, \hat{\beta}^{n_2}),$$

$$\tilde{\boldsymbol{\alpha}} := (\bar{\alpha}^1 \hat{\alpha}^1, \dots, \bar{\alpha}^{n_2} \hat{\alpha}^{n_2}), \quad \tilde{\boldsymbol{\beta}} := (\bar{\alpha}^1 \hat{\beta}^1 + \bar{\beta}^1, \dots, \bar{\alpha}^{n_2} \hat{\beta}^{n_2} + \bar{\beta}^{n_2}).$$

Using the equivalent description (27) for  $\mathcal{C}$  and recalling the upper and lower bounds  $P_{\min}^j$  and  $P_{\max}^j$  for the power injected by the generators, we formulate the DRO power dispatch problem

$$(28a) \quad \inf_{\boldsymbol{\eta}, \mathbf{P}} \left\{ f_{\boldsymbol{\eta}}(\mathbf{P}) + \sup_{P_{\boldsymbol{\xi}_\ell} \in \mathcal{P}^N} \mathbb{E}_{P_{\boldsymbol{\xi}_\ell}} [h_{\boldsymbol{\eta}}(\mathbf{P}, \boldsymbol{\xi}_\ell)] \right\},$$

$$(28b) \quad \text{s.t. } P_{\min}^j \leq P^j \leq P_{\max}^j \quad \forall j \in [1 : n_1],$$

with the ambiguity set  $\mathcal{P}^N$  introduced above and

$$f_{\boldsymbol{\eta}}(\mathbf{P}) := g(\mathbf{P}) + c\mathbf{P}^\top \mathbf{1} \mathbf{1}^\top \mathbf{P} + 2c(\boldsymbol{\eta}^\top \hat{\boldsymbol{\beta}} - D)\mathbf{1}^\top \mathbf{P} + c(\boldsymbol{\eta}^\top \hat{\boldsymbol{\beta}} - D)^2 + \boldsymbol{\eta}^\top \tilde{\boldsymbol{\beta}}$$

$$h_{\boldsymbol{\eta}}(\mathbf{P}, \boldsymbol{\xi}_\ell) := c\boldsymbol{\xi}_\ell^\top (\boldsymbol{\eta} * \hat{\boldsymbol{\alpha}})(\boldsymbol{\eta} * \hat{\boldsymbol{\alpha}})^\top \boldsymbol{\xi}_\ell + (2c(\mathbf{1}^\top \mathbf{P} + \boldsymbol{\eta}^\top \hat{\boldsymbol{\beta}} - D)(\boldsymbol{\eta} * \hat{\boldsymbol{\alpha}})^\top + (\boldsymbol{\eta} * \tilde{\boldsymbol{\alpha}})^\top) \boldsymbol{\xi}_\ell,$$

This formulation aims to minimize the worst-case expected cost with respect to the plausible distributions of  $\boldsymbol{\xi}$  at time  $\ell$ .

**6.4. Tractable reformulation of the DRO problem.** Our next goal is to obtain a tractable reformulation of the optimization problem (28). To this end, we first provide an equivalent description for the inner maximization in (28), which is carried out over a space of probability measures. Exploiting strong duality (see [19, Corollary 2(i)] or [5, Remark 1]) and recalling that our ambiguity set  $\mathcal{P}^N$  is based on the 2-Wasserstein distance, we equivalently write the inner maximization problem  $\sup_{P_{\boldsymbol{\xi}_\ell} \in \mathcal{P}^N} \mathbb{E}_{P_{\boldsymbol{\xi}_\ell}} [h_{\boldsymbol{\eta}}(\mathbf{P}, \boldsymbol{\xi}_\ell)]$  as

$$(29) \quad \inf_{\lambda \geq 0} \left\{ \lambda \psi_N^2 + \frac{1}{N} \sum_{i=1}^N \sup_{\boldsymbol{\xi}_\ell \in \Xi} \{h_{\boldsymbol{\eta}}(\mathbf{P}, \boldsymbol{\xi}_\ell) - \lambda \|\boldsymbol{\xi}_\ell - \hat{\boldsymbol{\xi}}_\ell^i\|^2\} \right\},$$

where  $\varepsilon_N \equiv \varepsilon_N(\beta)$  is the radius of the ambiguity ball,  $\Xi \subset \mathbb{R}^{2n_2}$  is the support of the batteries' unknown state distribution, and the  $\hat{\boldsymbol{\xi}}_\ell^i$  are the estimated states of their realizations. We slightly relax the problem, by allowing the ambiguity ball to contain all distributions with distance  $\psi_N$  from  $\hat{P}_{\boldsymbol{\xi}_\ell}^N$  that are supported on  $\mathbb{R}^{2n_2}$  and not necessarily on  $\Xi$ . Thus, we first look to solve for each estimated state  $\hat{\boldsymbol{\xi}}_\ell^i$  the optimization problem

$$\sup_{\boldsymbol{\xi}_\ell \in \mathbb{R}^{2n_2}} \{h_{\boldsymbol{\eta}}(\mathbf{P}, \boldsymbol{\xi}_\ell) - \lambda \|\boldsymbol{\xi}_\ell - \hat{\boldsymbol{\xi}}_\ell^i\|^2\},$$

which is written

$$\sup_{\boldsymbol{\xi}_\ell \in \mathbb{R}^{2n_2}} \left\{ \boldsymbol{\xi}_\ell^\top \mathfrak{A} \boldsymbol{\xi}_\ell + (2c(\mathbf{1}^\top \mathbf{P} + \boldsymbol{\eta}^\top \hat{\boldsymbol{\beta}} - D)(\boldsymbol{\eta} * \hat{\boldsymbol{\alpha}})^\top + (\boldsymbol{\eta} * \tilde{\boldsymbol{\alpha}})^\top) \boldsymbol{\xi}_\ell \right\}$$

$$\begin{aligned}
& -\lambda(\boldsymbol{\xi}_\ell - \widehat{\boldsymbol{\xi}}_\ell^\top)^\top (\boldsymbol{\xi}_\ell - \widehat{\boldsymbol{\xi}}_\ell^\top) \\
& = -\lambda(\widehat{\boldsymbol{\xi}}_\ell^\top)^\top \boldsymbol{\xi}_\ell^i + \sup_{\boldsymbol{\xi}_\ell \in \mathbb{R}^{2n_2}} \left\{ \boldsymbol{\xi}_\ell^\top (\mathfrak{A} - \lambda I_{2n_2}) \boldsymbol{\xi}_\ell \right. \\
& \quad \left. + (2c(\mathbf{1}^\top \mathbf{P} + \boldsymbol{\eta}^\top \widehat{\boldsymbol{\beta}} - D)(\boldsymbol{\eta} * \widehat{\boldsymbol{\alpha}})^\top + (\boldsymbol{\eta} * \widehat{\boldsymbol{\alpha}})^\top + 2\lambda(\widehat{\boldsymbol{\xi}}_\ell^\top)^\top) \boldsymbol{\xi}_\ell \right\} \\
& = -\lambda(\widehat{\boldsymbol{\xi}}_\ell^\top)^\top \boldsymbol{\xi}_\ell^i + \sup_{\boldsymbol{\xi}_\ell \in \mathbb{R}^{2n_2}} \left\{ \boldsymbol{\xi}_\ell^\top (\mathfrak{A} - \lambda I_{2n_2}) \boldsymbol{\xi}_\ell + (\mathbf{r}^i)^\top \boldsymbol{\xi}_\ell \right\}
\end{aligned}$$

where  $\mathbf{r}^i \equiv \mathbf{r}_\eta^i(\mathbf{P}, \lambda) := 2c(\mathbf{1}^\top \mathbf{P} + \boldsymbol{\eta}^\top \widehat{\boldsymbol{\beta}} - D)(\boldsymbol{\eta} * \widehat{\boldsymbol{\alpha}}) + \boldsymbol{\eta} * \widehat{\boldsymbol{\alpha}} + 2\lambda \widehat{\boldsymbol{\xi}}_\ell^\top$  and  $\mathfrak{A} \equiv \mathfrak{A}_\eta := c(\boldsymbol{\eta} * \widehat{\boldsymbol{\alpha}})(\boldsymbol{\eta} * \widehat{\boldsymbol{\alpha}})^\top$  is a symmetric positive semi-definite matrix with diagonalization  $\mathfrak{A} = \boldsymbol{\Omega}^\top \mathfrak{D} \boldsymbol{\Omega}$  where the eigenvalues decrease along the diagonal. Hence, we get that

$$\begin{aligned}
& \sup_{\boldsymbol{\xi}_\ell \in \mathbb{R}^{2n_2}} \left\{ \boldsymbol{\xi}_\ell^\top (\mathfrak{A} - \lambda I_{2n_2}) \boldsymbol{\xi}_\ell + (\mathbf{r}^i)^\top \boldsymbol{\xi}_\ell \right\} \\
& = \sup_{\boldsymbol{\xi}_\ell \in \mathbb{R}^{2n_2}} \left\{ \boldsymbol{\xi}_\ell^\top (\boldsymbol{\Omega}^\top \mathfrak{D} \boldsymbol{\Omega} - \lambda I_{2n_2}) \boldsymbol{\xi}_\ell + (\mathbf{r}^i)^\top \boldsymbol{\xi}_\ell \right\} \\
& = \sup_{\boldsymbol{\xi} \in \mathbb{R}^{2n_2}} \left\{ \boldsymbol{\xi}^\top (\mathfrak{D} - \lambda I_{2n_2}) \boldsymbol{\xi} + (\widehat{\mathbf{r}}^i)^\top \boldsymbol{\xi} \right\}
\end{aligned}$$

with  $\widehat{\mathbf{r}}^i := \boldsymbol{\Omega} \mathbf{r}^i$  and denoting  $\lambda_{\max}(\mathfrak{A})$  the maximum eigenvalue of  $\mathfrak{A}$  we have that

$$\begin{aligned}
(30) \quad & \sup_{\boldsymbol{\xi} \in \mathbb{R}^{2n_2}} \left\{ \boldsymbol{\xi}^\top (\mathfrak{D} - \lambda I_{2n_2}) \boldsymbol{\xi} + (\widehat{\mathbf{r}}^i)^\top \boldsymbol{\xi} \right\} = \\
& \begin{cases} \infty & \text{if } 0 \leq \lambda < \lambda_{\max}(\mathfrak{A}) \\ \frac{1}{4}(\widehat{\mathbf{r}}^i)^\top (\lambda I_{2n_2} - \mathfrak{D})^{-1} \widehat{\mathbf{r}}^i & \text{if } \lambda > \lambda_{\max}(\mathfrak{A}). \end{cases}
\end{aligned}$$

To obtain this we exploited that  $Q(\boldsymbol{\xi}) := \boldsymbol{\xi}^\top (\mathfrak{D} - \lambda I_{2n_2}) \boldsymbol{\xi} + (\widehat{\mathbf{r}}^i)^\top \boldsymbol{\xi}$  is maximized when

$$\nabla Q(\boldsymbol{\xi}_*) = 0 \iff 2(\mathfrak{D} - \lambda I_{2n_2}) \boldsymbol{\xi}_* + \widehat{\mathbf{r}}^i = 0 \iff \boldsymbol{\xi}_* = \frac{1}{2}(\lambda I_{2n_2} - \mathfrak{D})^{-1} \widehat{\mathbf{r}}^i,$$

which gives the optimal value  $Q(\boldsymbol{\xi}_*) = \frac{1}{4}(\widehat{\mathbf{r}}^i)^\top (\lambda I_{2n_2} - \mathfrak{D})^{-1} \widehat{\mathbf{r}}^i$ . Note that we do not need to specify the value of the expression in (30) for  $\lambda = \lambda_{\max}$ . In particular, since the function we minimize in (29) is convex in  $\lambda$ , the inner part of the DRO problem is equivalently written

$$\inf_{\lambda > \lambda_{\max}(\mathfrak{A})} \left\{ \lambda \left( \psi_N^2 - \frac{1}{N} \sum_{i=1}^N (\widehat{\boldsymbol{\xi}}_\ell^\top)^\top \boldsymbol{\xi}_\ell^i \right) + \frac{1}{4N} \sum_{i=1}^N \widehat{\mathbf{r}}_\eta^i(\mathbf{P}, \lambda)^\top (\lambda I_{2n_2} - \mathfrak{D})^{-1} \widehat{\mathbf{r}}_\eta^i(\mathbf{P}, \lambda) \right\}.$$

Taking further into account that

$$(\lambda I_{2n_2} - \mathfrak{D})^{-1} = \text{diag} \left( \frac{1}{\lambda - \lambda_{\max}(\mathfrak{A})}, \dots, \frac{1}{\lambda - \lambda_{\min}(\mathfrak{A})} \right),$$

as well as the constraints (28b) on the decision variable  $\mathbf{P}$ , the overall DRO problem is reformulated as

$$\begin{aligned}
(31a) \quad & \min_{\boldsymbol{\eta}} \inf_{\mathbf{P}, \lambda} \left\{ f_\eta(\mathbf{P}) + \lambda \left( \psi_N^2 - \frac{1}{N} \sum_{i=1}^N (\widehat{\boldsymbol{\xi}}_\ell^\top)^\top \boldsymbol{\xi}_\ell^i \right) + \frac{1}{4N} \sum_{i=1}^N \widehat{\mathbf{r}}_\eta^i(\mathbf{P}, \lambda)^\top \right. \\
& \quad \left. \times \text{diag} \left( \frac{1}{\lambda - \lambda_{\max}(\mathfrak{A})}, \dots, \frac{1}{\lambda - \lambda_{\min}(\mathfrak{A})} \right) \widehat{\mathbf{r}}_\eta^i(\mathbf{P}, \lambda) \right\}
\end{aligned}$$

$$\begin{aligned}
(31b) \quad & \text{subject to } P_{\min}^j \leq P^j \leq P_{\max}^j \quad \forall j \in [1 : n_1] \\
& \lambda > \lambda_{\max}(\mathfrak{A}).
\end{aligned}$$

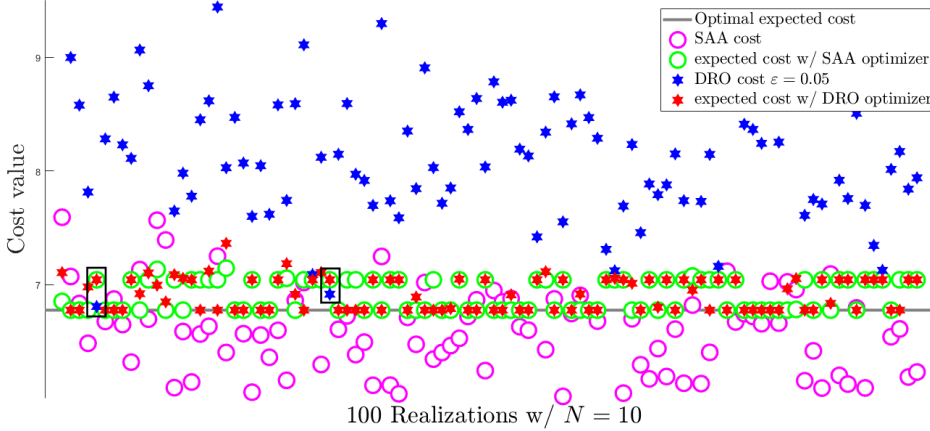


FIG. 3. Results from 100 realizations of the power dispatch problem with  $N = 10$  independent samples used for each realization. We compute the optimizers of the SAA and DRO problems, plot their corresponding optimal values (termed “SAA cost” and “DRO cost”), and also evaluate their expected performance with respect to the true distribution (“expected cost with SAA optimizer” and “expected cost with DRO optimizer”). With the exception of two realizations (whose DRO and associated expected cost are framed inside black boxes), the DRO value is above the expected cost of the DRO optimizer, namely, this happens with high probability. From the plot, it is also clear that the SAA solution tends to over-promise since its value is most frequently below the expected cost of the SAA optimizer.

**6.5. Simulation results and discussion.** For the simulations we consider  $n_1 = 4$  generators and  $n_2 = 3$  batteries with the same characteristics. We assume that the distributions of each initial SoC  $z_0^i$  and current  $I_0^{i,2}$  are known to be supported on the intervals  $[0.45, 0.9]$  and  $[1.5, 1.7]$ , respectively. The true SoC distribution for batteries 2 and 3 at time zero is  $P_{z_0^2} = P_{z_0^3} = \mathcal{U}[0.45, 0.65]$  ( $\mathcal{U}$  denotes uniform distribution). On the other hand, the provider of battery 1 has access to the distinct batteries 1A and 1B and selects randomly one among them with probabilities 0.9 and 0.1, respectively. The SoC distribution of battery 1A at time zero is  $P_{z_0^{1A}} = \mathcal{U}[0.45, 0.65]$ , whereas that of battery 1B is  $P_{z_0^{1B}} = \mathcal{U}[0.84, 0.86]$ . Thus, we get the bimodal distribution  $P_{z_0^1} = 0.9\mathcal{U}[0.45, 0.65] + 0.1\mathcal{U}[0.84, 0.86]$ , which is responsible for non-negligible empirical distribution variations, since for small numbers of samples, it can fairly frequently occur that the relative percentage of samples from 1B deviates significantly from its expected one. On the other hand, we assume that the true initial currents  $I_0^{i,2}$  of all batteries are fixed to 1.6308, namely,  $P_{I_0^{1,2}} = P_{I_0^{2,2}} = P_{I_0^{3,2}} = \delta_{1.6308}$ . For the measurements, we consider the Gaussian mixture noise model  $P_{v_k} = 0.5\mathcal{N}(0.01, 0.01^2) + 0.5\mathcal{N}(-0.01, 0.01^2)$  with  $\mathcal{N}(\mu, \sigma^2)$  denoting the normal distribution with mean  $\mu$  and variance  $\sigma^2$ .

To compute the ambiguity radius for the reformulated DRO problem (31), we specify its nominal and noise components  $\varepsilon_N(\beta_{\text{nom}}, \rho_{\xi_\ell})$  and  $\widehat{\varepsilon}_N(\beta_{\text{ns}})$ , where due to Proposition 6,  $\rho_{\xi_\ell}$  can be selected as half the diameter of any set containing the support of  $P_{\xi_\ell}$  in the infinity norm. It follows directly from the specific dynamics of the batteries that  $\rho_{\xi_\ell}$  does not exceed half the diameter of the initial conditions’ distribution support, which is isometric to  $[0.45, 0.9]^3 \times [1.5, 1.7]^3 \subset \mathbb{R}^6$ . Hence, using (37) and Proposition 19 with  $p = 2$ ,  $d = 6$ , and  $\rho_{\xi_\ell} = 0.225$ , we obtain

$$\varepsilon_N(\beta_{\text{nom}}, \rho_{\xi_\ell}) = 4.02N^{-\frac{1}{6}} + 1.31(\ln \beta_{\text{nom}}^{-1})^{\frac{1}{4}}N^{-\frac{1}{4}}.$$

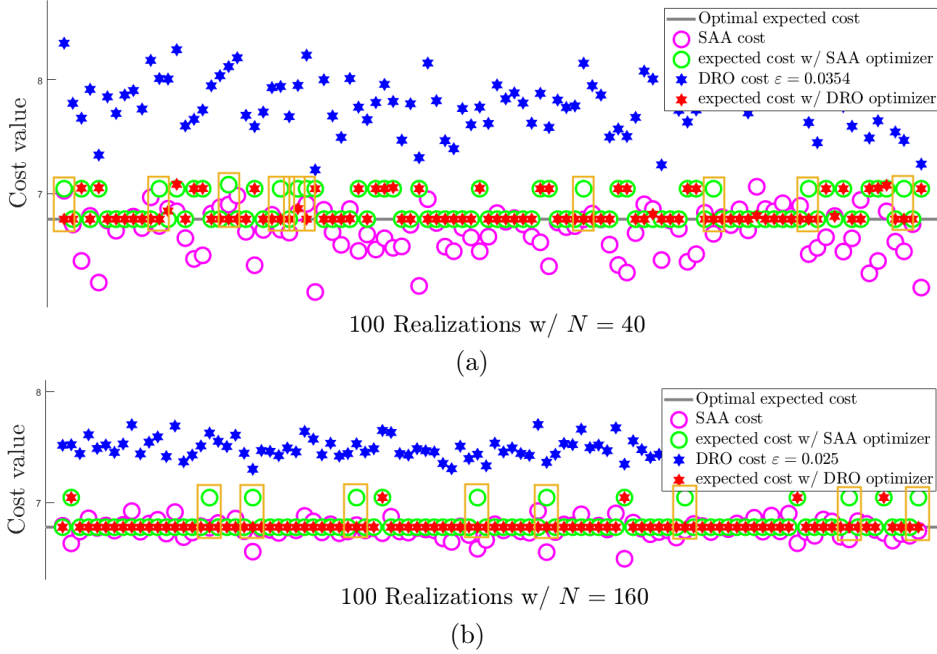


FIG. 4. Analogous results to those of Figure 3, from 100 realizations with (a)  $N = 40$  and (b)  $N = 160$  independent samples, and the ambiguity radius tuned so that the same confidence level is preserved. In both cases, the DRO value is above the expected cost of the DRO optimizer with high probability (in fact, always). Furthermore, the expected cost of the DRO optimizer (red star) is strictly better than the expected cost of the SAA one (green circle) for a considerable number of realizations (highlighted in the illustrated boxes).

To determine the noise radius, we first compute lower and upper bounds  $m_v$  and  $M_v$  for the  $L_2$  norm of the Gaussian mixture noise  $v_k$  and an upper bound  $C_v$  for its  $\psi_2$  norm. Denoting by  $\mathbb{E}_P$  the integral with respect to the distribution  $P$ , we have for  $P_{v_k} = 0.5\mathcal{N}(\mu_1, \sigma_1^2) + 0.5\mathcal{N}(\mu_2, \sigma_2^2)$  that  $\|v_k\|_2^2 = \mathbb{E}_{\frac{1}{2}(P_1+P_2)}[v_k^2] = \frac{1}{2}(\mu_1^2 + \sigma_1^2 + \mu_2^2 + \sigma_2^2)$ , where  $P_1 = \mathcal{N}(\mu_1, \sigma_1^2)$ ,  $P_2 = \mathcal{N}(\mu_2, \sigma_2^2)$  and we used the fact that  $\mathbb{E}_{P_i}[v_k^2] = \mu_i^2 + \mathbb{E}_{P_i}[(v_k - \mu_i)^2] = \mu_i^2 + \sigma_i^2$ . Hence, in our case, where  $\mu_i = \sigma_i = 0.01$ , we can pick  $m_v = M_v = 0.01\sqrt{2}$ . Further, using Proposition 21, we can select  $C_v = 0.01(\sqrt{8/3} + \sqrt{\ln 2})$ . To perform the state estimation from the output samples we used a Kalman filter. Its initial condition covariance matrix corresponds to independent Gaussian distributions for each SoC  $z_0^t$  and current  $I_0^{t,2}$  with a standard deviation of the order of their assumed support. We also select the same covariance as in the components of the Gaussian mixture noise to model the measurement noise of the Kalman filter. Using the dynamics of the filter and the values of  $m_v$ ,  $M_v$ , and  $C_v$  above, we obtain from (13a), (14a)-(14c), and (18) the constants  $\mathfrak{M}_w = 0.325$ ,  $\mathfrak{M}_v = 0.008$ , and  $\mathfrak{R} = 2.72$  for the expression of the noise radius. In particular, we have from Proposition 10 that  $\hat{\varepsilon}_N(\beta_{\text{ns}}) = 0.47 + 0.0113\sqrt{74.98/N \ln(2/\beta_{\text{ns}})}$  and the overall radius is

$$(32) \quad \psi_N(\beta) = 0.47 + 4.02N^{-\frac{1}{6}} + 1.31(\ln \beta_{\text{nom}}^{-1})^{\frac{1}{4}}N^{-\frac{1}{4}} + 0.0973(\ln(2\beta_{\text{ns}}^{-1}))^{\frac{1}{2}}N^{-\frac{1}{2}}.$$

We assume that the energy cost of the generators is lower than that of the batteries and select the quadratic power generation cost  $g(\mathbf{P}) = 0.25 \sum_{j=1}^4 (P^j - 0.1)^2$  and the same lower/upper power thresholds  $P_{\min}^j = 0.2/P_{\max}^j = 0.5$  for all generators. For

the batteries, we pick the same resistances  $R^{\ell,1} = 0.34$  and  $R^{\ell,2} = 0.17$ , and we take  $a^\ell = 0.945$  and  $I_k^\ell = 8$  for all times. We nevertheless use different linear costs  $h^\ell(S) = \bar{\alpha}^\ell S$  for their injected powers, with  $\bar{\alpha}^1 = 1$  and  $\bar{\alpha}^2 = \bar{\alpha}^3 = 1.3$ , since battery 1 is less reliable due to the large SoC fluctuation among its two modes.

We solve 100 independent realizations of the overall economic dispatch problem. For each of them, we generate independent samples from the batteries' initial condition distributions and solve the associated sample average approximation (SAA) and DRO problems for  $N = 10$ ,  $N = 40$ , and  $N = 160$  samples, respectively, using CVX [20]. It is worth noting that the radius  $\psi_N$  given by (32) is rather conservative. The main reasons for this are 1) conservativeness of the concentration of measure results used for the derivation of the nominal radius, 2) lack of homogeneity of the distribution's support (the a priori known support of the  $I_0^{\ell,2}$  components is much smaller than that of the  $z_0^\ell$  ones), 3) independence of the batteries' individual distributions, which we have not exploited, and 4) conservative upper bounds for the estimation error. Although there is room to sharpen all these aspects, it requires multiple additional contributions and lies beyond the scope of the paper. Nevertheless, the formula (32) gives a qualitative intuition about the decay rates for the ambiguity radius. In particular, it indicates that under the same confidence level and for small sample sizes, an ambiguity radius proportional to  $N^{-\frac{1}{4}}$  is a reasonable choice. Based on this, we selected the ambiguity radii 0.05, 0.0354, and 0.025 for  $N = 10$ ,  $N = 40$ , and  $N = 160$ . The associate simulation results are shown in Figures 3, 4(a), and 4(b), respectively. We plot there the optimal values of the SAA and DRO problems (termed "SAA cost" and "DRO cost") and provide the expected performance of their respective decisions with respect to the true distribution ("expected cost with SAA optimizer" and "expected cost with DRO optimizer"). We observe that in all three cases, the DRO value is above the expected cost of the DRO optimizer for nearly all realizations (and for all when  $N$  is 40 or 160), which verifies the out-of-sample guarantees that we seek in DRO formulations [16, Theorem 3.5]. In addition, when solving the problem for 40 or 160 samples, we witness a clear superiority of the DRO decision compared to the one of the non-robust SAA, because it considerably improves the expected cost for a significant number of realizations (cf. Figure 4). In fact, the SAA solution tends to consistently promise a better outcome compared to what the true distribution reveals for the same decision (e.g., magenta circle being usually under the green circle in all figures). This rarely happens for the DRO solution, and when it does, it is only by a small margin. This makes the DRO approach preferable over the SAA one in the context of power systems operations where honoring commitments at a much higher cost than anticipated might result in significant losses, and not fulfilling commitments may lead to penalties from the system operator.

**7. Conclusions.** We have constructed high-confidence ambiguity sets for dynamic random variables using partial-state measurements from independent realizations of their evolution. In our model, both the dynamics and measurements are subject to disturbances with unknown probability distributions. The ambiguity sets are built using an observer to estimate the full state of each realization and leveraging concentration of measure inequalities. For systems that are either time-invariant and detectable, or uniformly observable, we have established uniform boundedness of the ambiguity radius. To aid the associated probabilistic guarantees, we also provided auxiliary concentration of measure results. Future research will include the consideration of robust state estimation criteria to mitigate the noise effect on the ambiguity radius, the extension of the results to nonlinear dynamics, and the construction of ambiguity sets with information about the moments.

**8. Appendix.** Here we give proofs of various results of the paper and provide explicit constants for the ambiguity radius.

### 8.1. Technical proofs.

*Proof of Lemma 7.* Using [8, Lemma A.2] to bound the Wasserstein distance of two discrete distributions, we get

$$W_p(\widehat{P}_{\xi_\ell}^N, P_{\xi_\ell}^N) \leq \left( \frac{1}{N} \sum_{i=1}^N \|\widehat{\xi}_\ell^i - \xi_\ell^i\|^p \right)^{\frac{1}{p}} = \left( \frac{1}{N} \sum_{i=1}^N \|e_\ell^i\|^p \right)^{\frac{1}{p}}.$$

From (6), we have

$$\begin{aligned} \|e_\ell^i\| &= \left\| \Psi_\ell z^i + \sum_{k=1}^{\ell} (\Psi_{\ell, \ell-k+1} G_{\ell-k} \omega_{\ell-k}^i + \Psi_{\ell, \ell-k+1} K_{\ell-k} v_{\ell-k}^i) \right\| \\ &\leq \|\Psi_\ell\| \|z^i\| + \sum_{k=1}^{\ell} \|\Psi_{\ell, \ell-k+1} G_{\ell-k}\| \|\omega_{\ell-k}^i\| + \sum_{k=1}^{\ell} \|\Psi_{\ell, \ell-k+1} K_{\ell-k}\| \|v_{\ell-k}^i\|_1 \\ &=: \mathfrak{M}(z^i, \omega^i) + \mathfrak{E}(v^i), \end{aligned}$$

with  $\mathfrak{E}(v^i) \equiv \mathfrak{E}^i$  given in the statement. Using that  $(a+b)^p \leq 2^{p-1}(a^p + b^p)$  for  $a, b \geq 0$  and  $p \geq 1$ ,

$$W_p(\widehat{P}_{\xi_\ell}^N, P_{\xi_\ell}^N) \leq \left( \frac{1}{N} 2^{p-1} \sum_{i=1}^N (\mathfrak{M}(z^i, \omega^i)^p + (\mathfrak{E}^i)^p) \right)^{\frac{1}{p}}.$$

Next, using  $(a+b)^{\frac{1}{p}} \leq a^{\frac{1}{p}} + b^{\frac{1}{p}}$  for  $a, b \geq 0$  and  $p \geq 1$ , we have

$$(33) \quad W_p(\widehat{P}_{\xi_\ell}^N, P_{\xi_\ell}^N) \leq \left( \frac{1}{N} 2^{p-1} \sum_{i=1}^N \mathfrak{M}(z^i, \omega^i)^p \right)^{\frac{1}{p}} + \left( \frac{1}{N} 2^{p-1} \sum_{i=1}^N (\mathfrak{E}^i)^p \right)^{\frac{1}{p}}.$$

Finally, since  $(z, \omega) \in B_\infty^{Nd}(\rho_{\xi_0}) \times B_\infty^{N\ell q}(\rho_w)$ , we get  $\mathfrak{M}(z^i, \omega^i)^p \leq \|\Psi_\ell\| \sqrt{d} \|z^i\|_\infty + \sum_{k=1}^{\ell} \|\Psi_{\ell, \ell-k+1} G_{\ell-k}\| \sqrt{q} \|\omega_{\ell-k}^i\|_\infty \leq \mathfrak{M}_w$ . This combined with (33) yields (12).  $\square$

*Proof of Lemma 8.* From **H4** in Assumption 3, we obtain for each summand in (13b)

$$\begin{aligned} \|\|\Psi_{\ell, \ell-k+1} K_{\ell-k}\| \|v_{\ell-k}^i\|_1\|_{\psi_p} &\leq \|\Psi_{\ell, \ell-k+1} K_{\ell-k}\| (\|v_{\ell-k,1}^i\|_{\psi_p} + \dots + \|v_{\ell-k,r}^i\|_{\psi_p}) \\ &\leq C_v r \|\Psi_{\ell, \ell-k+1} K_{\ell-k}\|. \end{aligned}$$

Hence, we deduce that

$$\|\mathfrak{E}^i\|_{\psi_p} \leq \sum_{k=1}^{\ell} \|\|\Psi_{\ell, \ell-k+1} K_{\ell-k}\| \|v_{\ell-k}^i\|_1\|_{\psi_p} \leq C_v r \sum_{k=1}^{\ell} \|\Psi_{\ell, \ell-k+1} K_{\ell-k}\|.$$

For the  $L^p$  bounds, note that  $\|\mathfrak{E}^i\|_p = \|\sum_{k \in [1:\ell], l \in [1:r]} \|\Psi_{\ell, \ell-k+1} K_{\ell-k}\| \|v_{\ell-k,l}^i\|_1\|_p$ . Thus, from the inequality  $\|\sum_i c_i X_i\|_p \leq \sum_i c_i \|X_i\|_p$ , which holds for any nonnegative  $c_i$  and  $X_i$  in  $L^p$ , we get

$$\|\mathfrak{E}^i\|_p \leq \sum_{k \in [1:\ell], l \in [1:r]} \|\Psi_{\ell, \ell-k+1} K_{\ell-k}\| \|v_{\ell-k,l}^i\|_p,$$

which, by the upper bound in **H4** of Assumption 3, implies (14a). For the other bound, we exploit linearity of the expectation and the inequality  $(\sum_i c_i)^p \geq \sum_i c_i^p$ , which holds for any nonnegative  $c_i$ , to get

$$\left(\mathbb{E}[(\mathfrak{C}^i)^p]\right)^{\frac{1}{p}} \geq \left(\sum_{k \in [1:\ell], l \in [1:r]} \|\Psi_{\ell, \ell-k+1} K_{\ell-k}\|^p \mathbb{E}[|v_{\ell-k,l}^i|^p]\right)^{\frac{1}{p}}.$$

Thus, from the lower bound in **H4** of Assumption 3 we also obtain (14c).  $\square$

We next prove Proposition 9, along the lines of the proof of [39, Theorem 3.1.1], which considers the special case of sub-Gaussian distributions. We rely on the following concentration inequality [39, Corollary 2.8.3].

**PROPOSITION 15. (Bernstein inequality).** *Let  $X_1, \dots, X_N$  be scalar, mean-zero, sub-exponential, independent random variables. Then, for every  $t \geq 0$  we have*

$$\mathbb{P}\left(\left|\frac{1}{N} \sum_{i=1}^N X_i\right| \geq t\right) \leq 2 \exp\left(-c' \min\left\{\frac{t^2}{R^2}, \frac{t}{R}\right\} N\right),$$

where  $c' = 1/10$  and  $R := \max_{i \in [1:N]} \|X_i\|_{\psi_1}$ .

The precise constant  $c'$  above is not specified in [39]. We therefore give an independent proof of this explicit result in Section 8.2 of the Appendix.

*Proof of Proposition 9.* Note that each random variable  $X_i^p - 1$  is mean zero by assumption. Additionally, we have that  $\|X_i^p - 1\|_{\psi_1} \leq \|X_i^p\|_{\psi_1} + \|1\|_{\psi_1} = \|X_i\|_{\psi_p} + 1/\ln 2 \leq R$ , where we took into account that

$$\mathbb{E}[\psi_1(X_i^p/t^p)] = \mathbb{E}[\psi_p(X_i/t)] \Rightarrow \|X_i^p\|_{\psi_1} = \|X_i\|_{\psi_p},$$

and the following fact, shown after the proof.

$\triangleright$  *Fact I.* For any constant scalar random variable  $X = \mu$ , it holds that  $\|X\|_{\psi_p} = |\mu|/(\ln 2)^{\frac{1}{p}}$ .  $\triangleleft$

Thus, we get from Proposition 15 that

$$(34) \quad \mathbb{P}\left(\left|\frac{1}{N} \sum_{i=1}^N X_i^p - 1\right| \geq t\right) \leq 2 \exp\left(-\frac{c' N}{R^2} \min\{t^2, t\}\right),$$

where we used the fact that  $R > 1$ . We will further leverage the following facts shown after the proof of the proposition.

$\triangleright$  *Fact II.* For all  $p \geq 1$  and  $z \geq 0$  it holds that

$$|z - 1| \geq \delta \Rightarrow |z^p - 1| \geq \max\{\delta, \delta^p\}. \quad \triangleleft$$

$\triangleright$  *Fact III.* For any  $\delta \geq 0$ , if  $u = \max\{\delta, \delta^p\}$ , then  $\min\{u, u^2\} = \alpha_p(\delta)$ , with  $\alpha_p$  as given by (16).  $\triangleleft$

By exploiting Fact II, we get

$$\begin{aligned} \mathbb{P}\left(\left|\left(\frac{1}{N} \sum_{i=1}^N X_i^p\right)^{\frac{1}{p}} - 1\right| \geq t\right) &\leq \mathbb{P}\left(\left|\frac{1}{N} \sum_{i=1}^N X_i^p - 1\right| \geq \max\{t, t^p\}\right) \\ &\leq 2 \exp\left(-\frac{c' N}{R^2} \min\{\max\{t, t^p\}^2, \max\{t, t^p\}\}\right). \end{aligned}$$

Thus, since  $\mathbb{P}(|Y| \geq t) \geq \mathbb{P}(Y \geq t)$  for any random variable  $Y$ , we obtain (15) from Fact III and conclude the proof.  $\square$

*Proof of Fact I.* From the  $\psi_p$  norm definition,  $\|X\|_{\psi_p} = \inf \{t > 0 \mid \mathbb{E}[e^{(|X|/t)^p}] \leq 2\} = \inf \{t > 0 \mid t \geq |\mu|/(\ln 2)^{\frac{1}{p}}\} = |\mu|/(\ln 2)^{\frac{1}{p}}$ , which establishes the result.  $\square$

*Proof of Fact II.* Assume first that  $z < 1$ . Then, we have that  $|z^p - 1| = 1 - z^p > 1 - z \geq \delta \geq \delta^p$ . Next, let  $z \geq 1$ . Then, we get  $|z^p - 1| = z^p - 1 \geq z - 1 \geq \delta$ . In addition, when  $\delta^p \geq \delta$ , namely, when  $\delta \geq 1$ , we have that  $z^p - (z - 1)^p \geq 1$ , and hence,  $|z^p - 1| = z^p - 1 \geq (z - 1)^p \geq \delta^p$ .  $\square$

*Proof of Fact III.* We consider two cases. Case (i):  $0 \leq \delta \leq 1 \Rightarrow \delta \geq \delta^p \Rightarrow u = \max\{\delta, \delta^p\} = \delta$ . Then  $\min\{u, u^2\} = \min\{\delta, \delta^2\} = \delta^2$ . Case (ii):  $\delta > 1 \Rightarrow \delta \leq \delta^p \Rightarrow u = \max\{\delta, \delta^p\} = \delta^p$ . Then  $\min\{u, u^2\} = \min\{\delta^p, \delta^{2p}\} = \delta^p$ . Thus, we get that  $\min\{u, u^2\} = \alpha_p(\delta)$  for all  $\delta \geq 0$ .  $\square$

**8.2. Explicit constants in the concentration inequalities.** We first give an independent proof of the norm concentration inequality in Proposition 15. This proof entails the explicit derivation of the constant  $c' = 1/10$  therein, which is the same as that in Proposition 9. We note that a general concentration result with the same decay rates as Proposition 9 can also be found in [9, Exercise 2.27, Page 51], however, without the explicit characterization of the involved constants. We exploit an equivalent characterization of sub-exponential random variables stated next. This characterization can be found in [39, Proposition 2.7.1 and Exercise 2.7.2], but here we give the exact constants and the necessary modifications of the corresponding proofs.

LEMMA 16. (*Properties of sub-exponential random variables*). *Let  $X$  be sub-exponential. Then:*

(i) *The tails of  $X$  satisfy*

$$\mathbb{P}(|X| \geq t) \leq 2 \exp(-t/\|X\|_{\psi_1}) \quad \text{for all } t \geq 0.$$

(ii) *The moments of  $X$  satisfy*

$$\|X\|_{L^p}^p = \mathbb{E}[|X|^p] \leq 2p! \|X\|_{\psi_1}^p \quad \text{for all integers } p \geq 1.$$

(iii) *If additionally  $\mathbb{E}[X] = 0$ , the moment generating function of  $X$  satisfies*

$$\mathbb{E}[\exp(\lambda X)] \leq \exp(2\mathfrak{a}\|X\|_{\psi_1}^2 \lambda^2), \quad \text{for all } \mathfrak{a} > 1 \text{ and } \lambda \text{ with } |\lambda| \leq \frac{\mathfrak{a} - 1}{\mathfrak{a}\|X\|_{\psi_1}}.$$

*Proof.* To show (i), we use Markov's inequality and the definition of the  $\psi_1$  norm. In particular, we have

$$\begin{aligned} \mathbb{P}(|X| \geq t) &= \mathbb{P}(\exp(|X|/\|X\|_{\psi_1}) \geq \exp(t/\|X\|_{\psi_1})) \\ &\leq \mathbb{E}[\exp(|X|/\|X\|_{\psi_1})] \exp(-t/\|X\|_{\psi_1}) = 2 \exp(-t/\|X\|_{\psi_1}). \end{aligned}$$

To show (ii), note that

$$\begin{aligned} \mathbb{E}[|X|^p] &= \int_0^\infty \mathbb{P}(|X|^p \geq u) du = \int_0^\infty \mathbb{P}(|X| \geq t) p t^{p-1} dt \\ &\stackrel{(i)}{\leq} 2 \int_0^\infty \exp(-t/\|X\|_{\psi_1}) p t^{p-1} dt \\ &\stackrel{s=t/\|X\|_{\psi_1}}{=} 2 \|X\|_{\psi_1}^p p \int_0^\infty e^{-s} s^{p-1} ds = 2 \|X\|_{\psi_1}^p \Gamma(p+1). \end{aligned}$$



Hence, since  $\Gamma(p+1) = p!$  for integer values of  $p$ , we get

$$\mathbb{E}[|X|^p] \leq 2p! \|X\|_{\psi_1}^p.$$

To show (iii), note first that since  $\mathbb{E}[X] = 0$ ,

$$\mathbb{E}[\exp(\lambda X)] = \mathbb{E}\left[1 + \lambda X + \sum_{p=2}^{\infty} \frac{(\lambda X)^p}{p!}\right] = 1 + \sum_{p=2}^{\infty} \frac{\lambda^p \mathbb{E}[X^p]}{p!} \leq 1 + \sum_{p=2}^{\infty} \frac{\lambda^p \mathbb{E}[|X|^p]}{p!}.$$

Thus, we get from (ii) that

$$\mathbb{E}[\exp(\lambda X)] \leq 1 + 2 \sum_{p=2}^{\infty} (\|X\|_{\psi_1} \lambda)^p = 1 + 2 \frac{\|X\|_{\psi_1}^2 \lambda^2}{1 - \|X\|_{\psi_1} \lambda},$$

for all  $|\lambda| < 1/\|X\|_{\psi_1}$ . Further, when  $|\lambda| \leq \frac{\mathbf{a}-1}{\mathbf{a}\|X\|_{\psi_1}} \iff 1 - \lambda\|X\|_{\psi_1} \geq 1/\mathbf{a}$ , we have

$$1 + 2 \frac{\|X\|_{\psi_1}^2 \lambda^2}{1 - \|X\|_{\psi_1} \lambda} \leq 1 + 2\mathbf{a}\|X\|_{\psi_1}^2 \lambda^2 \leq \exp(2\mathbf{a}\|X\|_{\psi_1}^2 \lambda^2). \quad \square$$

We next use this result to specify the constant  $c'$  in Proposition 15, giving its proof along the lines of Theorem 2.8.1–Corollary 2.8.3 in [39].

*Proof of Proposition 15.* We denote  $S = \frac{1}{N} \sum_{i=1}^N X_i$  and consider the real parameter  $\lambda$ . Using independence of the  $X_i$ 's we get from Markov's inequality

$$\begin{aligned} \mathbb{P}(S \geq t) &= \mathbb{P}(\exp(\lambda S) \geq \exp(\lambda t)) \\ &\leq \exp(-\lambda t) \mathbb{E}[\exp(\lambda S)] = \exp(-\lambda t) \prod_{i=1}^N \mathbb{E}\left[\exp\left(\lambda \frac{1}{N} X_i\right)\right]. \end{aligned}$$

Hence, from Lemma 16(ii) applied to the random variables  $\frac{1}{N} X_i$ , for any  $\mathbf{a} > 1$  and

$$(35) \quad |\lambda| \leq \frac{\mathbf{a} - 1}{\mathbf{a} \frac{1}{N} \max_{i \in [1:N]} \|X_i\|_{\psi_1}}$$

it holds  $\mathbb{E}\left[\exp\left(\lambda \frac{1}{N} X_i\right)\right] \leq \exp\left(\mathbf{a} \frac{\lambda^2}{N^2} \|X_i\|_{\psi_1}^2\right)$ , for each  $i \in [1:N]$ . Consequently,

$$\mathbb{P}(S \geq t) \leq \exp\left(-\lambda t + 2\mathbf{a} \frac{\lambda^2}{N^2} \|X_i\|_{\psi_1}^2\right).$$

Minimizing with respect to  $\lambda$  under the constraint (35) we get the optimizer

$$\lambda_* = \min \left\{ \frac{tN^2}{4\mathbf{a} \sum_{i=1}^N \|X_i\|_{\psi_1}^2}, \frac{(\mathbf{a} - 1)N}{\mathbf{a} \max_{i \in [1:N]} \|X_i\|_{\psi_1}} \right\}.$$

Combining this with the elementary inequality  $\alpha \widehat{\lambda}^2 - \beta \widehat{\lambda} \leq -\frac{\beta}{2} \widehat{\lambda}$ , which holds for any  $\alpha, \beta > 0$  and  $\widehat{\lambda} \in [0, \frac{\beta}{2\alpha}]$ , we have

$$\mathbb{P}(S \geq t) \leq \exp\left(-\min \left\{ \frac{t^2 N^2}{8\mathbf{a} \sum_{i=1}^N \|X_i\|_{\psi_1}^2}, \frac{t(\mathbf{a} - 1)N}{2\mathbf{a} \max_{i \in [1:N]} \|X_i\|_{\psi_1}} \right\}\right)$$

$$\begin{aligned} &\leq \exp\left(-\min\left\{\frac{t^2}{8\mathbf{a}(\max_{i\in[1:N]}\|X_i\|_{\psi_1})^2}, \frac{t(\mathbf{a}-1)}{2\mathbf{a}\max_{i\in[1:N]}\|X_i\|_{\psi_1}}\right\}N\right) \\ &\leq \exp\left(-\min\left\{\frac{1}{8\mathbf{a}}, \frac{\mathbf{a}-1}{2\mathbf{a}}\right\}\min\left\{\frac{t^2}{(\max_{i\in[1:N]}\|X_i\|_{\psi_1})^2}, \frac{t}{\max_{i\in[1:N]}\|X_i\|_{\psi_1}}\right\}N\right) \end{aligned}$$

for all  $\mathbf{a} > 1$ . Taking into account that  $\min\left\{\frac{1}{8\mathbf{a}}, \frac{\mathbf{a}-1}{2\mathbf{a}}\right\}$  is  $\frac{1}{8\mathbf{a}}$  for  $1 < \mathbf{a} < 5/4$  and  $\frac{\mathbf{a}-1}{2\mathbf{a}}$  for  $\mathbf{a} \geq 5/4$ , we can select  $\mathbf{a} = 5/4$ , which maximizes this term and obtain the optimal decay rate

$$\mathbb{P}(S \geq t) \leq \exp\left(-\frac{1}{10}\min\left\{\frac{t^2}{(\max_{i\in[1:N]}\|X_i\|_{\psi_1})^2}, \frac{t}{\max_{i\in[1:N]}\|X_i\|_{\psi_1}}\right\}N\right).$$

Repeating the above arguments for the random variables  $-\frac{1}{N}X_i$ , we derive the same bound for  $\mathbb{P}(-S \geq t)$  and establish the result with  $c' = 1/10$ .  $\square$

We next provide explicit constants  $C$  and  $c$  for the nominal ambiguity radius  $\varepsilon_N$  given by (11) when  $p < d/2$ . Note that any other case can also be reduced to this at the cost of increased conservativeness by embedding the distribution in a higher-dimensional space. Further, the most typical values of  $p$  are  $p = 1$ , where general DRO problems admit the tractable reformulations provided in [16], and  $p = 2$ , where the dual optimization problem admits certain convenient quadratic terms, which for instance facilitate taking gradients [12]. Thus, one can use the precise concentration results for reasonably low-dimensional data. To obtain the desired constants, we exploit results from [6, 15]. In particular, from [6, Proposition A.2], we have the following concentration inequality which quantifies how the Wasserstein distance between the true and the empirical distribution concentrates around its expected value.

**PROPOSITION 17. (Concentration around empirical Wasserstein mean).** *Assume that the probability measure  $\mu$  is supported on the compact subset  $B$  of  $\mathbb{R}^d$  (with the Euclidean norm). Then,*

$$(36) \quad \mathbb{P}(W_p(\mu^N, \mu) \geq \mathbb{E}[W_p(\mu^N, \mu)] + t) \leq e^{-Nt^{2p}/(2\tilde{\rho}^{2p})} \quad \forall t \geq 0,$$

where  $\tilde{\rho} = \text{diam}_2(B)$ .

We will also use [15, Proposition 1 and Remark 4], which give the following bound for the expected Wasserstein distance between the empirical and actual distribution.

**PROPOSITION 18. (Decay of empirical Wasserstein mean).** *For any probability measure  $\mu$  supported on  $[0, 1]^d$  and  $p < d/2$ ,  $\mathbb{E}[W_p(\mu^N, \mu)] \leq C_\star N^{-1/d}$ , with*

$$(37) \quad C_\star := \sqrt{d}2^{(d-2)/(2p)} \left( \frac{1}{1-2^{p-d/2}} + \frac{1}{1-2^{-p}} \right)^{1/p}.$$

Combining Propositions 9 and 18 we get the following explicit characterization of the nominal ambiguity radius.

**PROPOSITION 19. (Explicit concentration inequality constants).** *Assume that the probability measure  $\mu$  is supported on  $B \subset \mathbb{R}^d$  with  $\rho := \frac{1}{2}\text{diam}_\infty(B) < \infty$  and that  $p < d/2$ . Then, we can select the nominal ambiguity radius*

$$\varepsilon_N(\beta, \rho) := 2\rho(C_\star N^{-\frac{1}{d}} + \sqrt{d}(2\ln \beta^{-1})^{\frac{1}{2p}} N^{-\frac{1}{2p}}).$$

*Proof.* Since the Wasserstein distance of the dilation of two distributions in a vector space by a factor is equal to this factor times their original Wasserstein distance (as exploited e.g., in [8, Proposition 3.2]), we have from Proposition 18 that  $\mathbb{E}(W_p(\mu^N, \mu)) \leq 2\rho C_* N^{-1/d}$ . Substituting the latter in (36) and taking into account that  $\text{diam}_2(B) \leq \sqrt{d} \text{diam}_\infty(B)$ , i.e., that  $\tilde{\rho} = \sqrt{d}2\rho$ , we get

$$\mathbb{P}(W_p(\mu^N, \mu) \geq 2\rho C_* N^{-\frac{1}{d}} + t) \leq e^{-Nt^{2p}/(2d^p(2\rho)^{2p})} \quad \forall t \geq 0.$$

Set  $\varepsilon := 2\rho C_* N^{-\frac{1}{d}} + t$  and  $\beta := e^{-Nt^{2p}/(2d^p(2\rho)^{2p})} \iff t = \sqrt{d}2\rho(2 \ln \beta^{-1})^{\frac{1}{2p}} N^{-\frac{1}{2p}}$ . Then  $\mathbb{P}(W_p(\mu^N, \mu) \leq \varepsilon) \geq 1 - \beta$  for all  $\beta \in (0, 1)$  and

$$\varepsilon \equiv \varepsilon_N(\beta, \rho) = 2\rho(C_* N^{-\frac{1}{d}} + \sqrt{d}(2 \ln \beta^{-1})^{\frac{1}{2p}} N^{-\frac{1}{2p}}). \quad \square$$

We also give an explicit ambiguity radius expression in terms of a single exponential inequality as in (11) in the following result.

**COROLLARY 20. (*Alternative explicit constants*).** *Under the assumptions of Proposition 19 we can select the nominal ambiguity radius*

$$\varepsilon_N(\beta, \rho) := 2\rho \left( \frac{\ln(C_* \beta^{-1})}{c_*} \right)^{\frac{1}{d}} N^{-\frac{1}{d}},$$

with  $C_* := \frac{C_*^d}{2\sqrt{d}^d}$  and  $c_* := \frac{1}{2^d \sqrt{d}^d}$

*Proof.* Note first that  $e^{-Nt^{2p}/(2d^p(2\rho)^{2p})} \leq e^{-Nt^d/(2\sqrt{d}^d(2\rho)^d)}$  when  $t \in [0, \sqrt{d}2\rho]$  (for  $t > \sqrt{d}2\rho$  the probability of interest is zero). Thus, using the inequality  $a^{\frac{1}{q}} + b^{\frac{1}{q}} \leq (2^{q-1}(a+b))^{\frac{1}{q}}$  for  $q \geq 1$ , we get in analogy to the proof of Proposition 19 that

$$\begin{aligned} \varepsilon &= 2\rho(C_* N^{-\frac{1}{d}} + \sqrt{d}(2 \ln \beta^{-1})^{\frac{1}{d}} N^{-\frac{1}{d}}) = 2\rho(C_* + \sqrt{d}(2 \ln \beta^{-1})^{\frac{1}{d}}) N^{-\frac{1}{d}} \\ &= 2\rho \left( (C_*^d)^{\frac{1}{d}} + (2\sqrt{d}^d \ln \beta^{-1})^{\frac{1}{d}} \right) N^{-\frac{1}{d}} \leq 2\rho \left( 2^{d-1}(C_*^d + 2\sqrt{d}^d \ln \beta^{-1}) \right)^{\frac{1}{d}} N^{-\frac{1}{d}} \\ &= 2\rho(2^{d-1}C_*^d + 2^d \sqrt{d}^d \ln \beta^{-1})^{\frac{1}{d}} N^{-\frac{1}{d}} = 2\rho \left( \frac{\frac{C_*^d}{2\sqrt{d}^d} + \ln \beta^{-1}}{\frac{1}{2^d \sqrt{d}^d}} \right)^{\frac{1}{d}} N^{-\frac{1}{d}} \\ &= 2\rho \left( \frac{\ln \left( \frac{C_*^d}{2\sqrt{d}^d} \beta^{-1} \right)}{\frac{1}{2^d \sqrt{d}^d}} \right)^{\frac{1}{d}} N^{-\frac{1}{d}} \equiv 2\rho \left( \frac{\ln(C_* \beta^{-1})}{c_*} \right)^{\frac{1}{d}} N^{-\frac{1}{d}}, \end{aligned}$$

with  $C_*$  and  $c_*$  as given in the statement.  $\square$

**8.3. Sub-Gaussian norms of Gaussian mixtures.** Here we discuss how to compute the  $\psi_2$  norm, i.e., the sub-Gaussian norm of a random variable with a Gaussian mixture distribution.

$\triangleright$  *Fact IV.* For  $X \sim \mathcal{N}(0, 1)$ , it holds that  $\|X\|_{\psi_2} = \sqrt{8/3}$ .  $\triangleleft$

*Proof.* By definition,  $\|X\|_{\psi_2} = \inf\{t > 0 \mid \mathbb{E}[\exp(X^2/t^2)] \leq 2\}$ . Therefore, we seek to determine  $\inf\{t > 0 \mid \frac{1}{\sqrt{2\pi}} \int_{\mathbb{R}} \exp(-x^2(\frac{1}{2} - \frac{1}{t^2})) dx \leq 2\}$ . Setting  $\frac{1}{2\sigma^2} = \frac{1}{2} - \frac{1}{t^2}$ , namely,  $\sigma \equiv \sigma(t) = \sqrt{\frac{t^2}{t^2-2}}$ , the expression becomes

$$\inf \left\{ t > 0 \mid \frac{\sigma}{\sqrt{2\pi}\sigma} \int_{\mathbb{R}} \exp\left(-\frac{x^2}{2\sigma^2}\right) dx \leq 2 \right\} = \inf \left\{ t > 0 \mid \sqrt{\frac{t^2}{t^2-2}} \leq 2 \right\} = \sqrt{8/3}. \square$$

▷ *Fact V.* For  $X \sim \mathcal{N}(\mu, \sigma^2)$ , it holds that  $\|X\|_{\psi_2} = \sigma\sqrt{8/3} + \mu/\sqrt{\ln 2}$ . ◁

*Proof.* Note that  $X = Y + \sigma Z$ , with  $Y = \delta_\mu$  and  $Z = \mathcal{N}(0, 1)$ . Since  $\|\cdot\|_{\psi_2}$  is a norm, we get from Fact I in the proof of Proposition 15 and Fact IV above that  $\|X\|_{\psi_2} \leq \|Y\|_{\psi_2} + \sigma\|Z\|_{\psi_2} = \mu/\sqrt{\ln 2} + \sigma\sqrt{8/3}$ . ◻

▷ *Fact VI.* Given arbitrary distributions  $\nu_i$ , let  $X_i \sim \nu_i$ ,  $i = 1, \dots, n$  and  $X \sim \sum_{i=1}^n c_i \nu_i$ , with  $\sum_{i=1}^n c_i = 1$ ,  $c_i \geq 0$ . Then  $\|X\|_{\psi_2} \leq \max_{i=1, \dots, n} \|X_i\|_{\psi_2}$ . ◁

*Proof.* From the definition of the  $\psi_2$  norm,

$$\begin{aligned} \|X\|_{\psi_2} &= \inf \left\{ t > 0 \mid \sum_{i=1}^n c_i \int_{\mathbb{R}} \exp(x^2/t^2) \nu_i(dx) \leq 2 \sum_{i=1}^n c_i \right\} \\ &\leq \inf \left\{ t > 0 \mid \int_{\mathbb{R}} \exp(x^2/t^2) \nu_i(dx) \leq 2 \forall i = 1, \dots, n \right\} \\ &= \max_{i=1, \dots, n} \inf \left\{ t > 0 \mid \int_{\mathbb{R}} \exp(x^2/t^2) \nu_i(dx) \leq 2 \right\} = \max_{i=1, \dots, n} \|X_i\|_{\psi_2}. \quad \square \end{aligned}$$

The following result is a consequence of Facts V and VI.

**PROPOSITION 21. (*Sub-Gaussian norm of Gaussian mixture*).** *Let  $X \sim \sum_{i=1}^n c_i \mathcal{N}(\mu_i, \sigma_i^2)$ , with  $\sum_{i=1}^n c_i = 1$ ,  $c_i \geq 0$ . Then,  $\|X\|_{\psi_2} \leq \max_{i=1, \dots, n} \{\sigma_i \sqrt{8/3} + \mu_i/\sqrt{\ln 2}\}$ .*

#### REFERENCES

- [1] R. B. ASH, *Real Analysis and Probability*, Academic Press, 1972.
- [2] A. BEN-TAL, L. E. GHAOUI, AND A. NEMIROVSKI, *Robust optimization*, Princeton University Press, 2009.
- [3] D. BERTSIMAS, V. GUPTA, AND N. KALLUS, *Robust sample average approximation*, *Mathematical Programming*, 171 (2018), pp. 217–282.
- [4] J. BLANCHET, Y. KANG, AND K. MURTHY, *Robust Wasserstein profile inference and applications to machine learning*, *Journal of Applied Probability*, 56 (2019), pp. 830–857.
- [5] J. BLANCHET AND K. MURTHY, *Quantifying distributional model risk via optimal transport*, *Mathematics of Operations Research*, 44 (2019), pp. 565–600.
- [6] E. BOISSARD AND T. L. GOUC, *On the mean speed of convergence of empirical and occupation measures in Wasserstein distance*, *Annales de l’Institut Henri Poincaré, Probabilités et Statistiques*, 50 (2014), pp. 539–563.
- [7] D. BOSKOS, J. CORTÉS, AND S. MARTÍNEZ, *Data-driven ambiguity sets for linear systems under disturbances and noisy observations*, in *American Control Conference*, Denver, CO, July 2020, pp. 4491–4496.
- [8] D. BOSKOS, J. CORTÉS, AND S. MARTÍNEZ, *Data-driven ambiguity sets with probabilistic guarantees for dynamic processes*, *IEEE Transactions on Automatic Control*, 66 (2021). To appear. Available at <https://arxiv.org/abs/1909.11194>.
- [9] S. BOUCHERON, G. LUGOSI, AND P. MASSART, *Concentration inequalities: A nonasymptotic theory of independence*, Oxford University Press, 2013.
- [10] Z. CHEN, D. KUHN, AND W. WIESEMANN, *Data-driven chance constrained programs over Wasserstein balls*, arXiv preprint arXiv:1809.00210, (2018).
- [11] A. CHERUKURI AND J. CORTÉS, *Distributed coordination of DERs with storage for dynamic economic dispatch*, *IEEE Transactions on Automatic Control*, 63 (2018), pp. 835–842.
- [12] A. CHERUKURI AND J. CORTÉS, *Cooperative data-driven distributionally robust optimization*, *IEEE Transactions on Automatic Control*, 65 (2020), pp. 4400–4407.
- [13] J. COULSON, J. LYGEROS, AND F. DÖRFLER, *Regularized and distributionally robust data-enabled predictive control*, in *IEEE Int. Conf. on Decision and Control*, Nice, France, December 2019, pp. 2696–2701.
- [14] J. DEDECKER AND F. MERLEVÈDE, *Behavior of the empirical Wasserstein distance in  $R^d$  under moment conditions*, *Electronic Journal of Probability*, 24 (2019).
- [15] S. DEREICH, M. SCHEUTZOW, AND R. SCHOTTSTEDT, *Constructive quantization: Approximation by empirical measures*, *Annales de l’Institut Henri Poincaré, Probabilités et Statistiques*, 49 (2013), p. 1183–1203.

- [16] P. M. ESFAHANI AND D. KUHN, *Data-driven distributionally robust optimization using the Wasserstein metric: performance guarantees and tractable reformulations*, *Mathematical Programming*, 171 (2018), pp. 115–166.
- [17] N. FOURNIER AND A. GUILLIN, *On the rate of convergence in Wasserstein distance of the empirical measure*, *Probability Theory and Related Fields*, 162 (2015), p. 707–738.
- [18] R. GAO, X. CHEN, AND A. J. KLEYWEGT, *Wasserstein distributional robustness and regularization in statistical learning*, arXiv preprint arXiv:1712.06050, (2017).
- [19] R. GAO AND A. KLEYWEGT, *Distributionally robust stochastic optimization with Wasserstein distance*, arXiv preprint arXiv:1604.02199, (2016).
- [20] M. GRANT AND S. BOYD, *CVX: Matlab software for disciplined convex programming, version 2.1*. <http://cvxr.com/cvx>, Mar. 2014.
- [21] Y. GUO, K. BAKER, E. DALL’ANESE, Z. HU, AND T. H. SUMMERS, *Data-based distributionally robust stochastic optimal power flow—Part I: Methodologies*, *IEEE Transactions on Power Systems*, 34 (2018), pp. 1483–1492.
- [22] A. HOTA, A. CHERUKURI, AND J. LYGEROS, *Data-driven chance constrained optimization under Wasserstein ambiguity sets*, in *American Control Conference*, Philadelphia, PA, USA, 2019, pp. 1501–1506.
- [23] B. KLOECKNER, *Empirical measures: regularity is a counter-curse to dimensionality*, arXiv preprint arXiv:1802.04038, (2019), <http://dx.doi.org/https://doi.org/10.1051/ps/2019025>.
- [24] B. LI, J. MATHIEU, AND R. JIANG, *Distributionally robust chance constrained optimal power flow assuming log-concave distributions*, in *Power Systems Computation Conference*, 2018, pp. 1–7.
- [25] D. LI, D. FOOLADIVANDA, AND S. MARTÍNEZ, *Data-driven variable speed limit design for highways via distributionally robust optimization*, in *European Control Conference*, Napoli, Italy, June 2019, pp. 1055–1061.
- [26] D. LI, D. FOOLADIVANDA, AND S. MARTÍNEZ, *Online learning of parameterized uncertain dynamical environments with finite-sample guarantees*, preprint arXiv:0000.00000, (2020).
- [27] D. LI AND S. MARTÍNEZ, *Online data assimilation in distributionally robust optimization*, in *IEEE Int. Conf. on Decision and Control*, Miami, FL, USA, December 2018, pp. 1961–1966.
- [28] M. LI, *Li-ion dynamics and state of charge estimation*, *Renewable Energy*, 100 (2017), pp. 44–52.
- [29] B. Y. LIAW, G. NAGASUBRAMANIAN, R. G. JUNGST, AND D. H. DOUGHTY, *Modeling of lithium ion cells—A simple equivalent-circuit model approach*, *Solid State Ionics*, 175 (2004), pp. 835–839.
- [30] J. LIU, Y. CHEN, C. DUAN, J. LIN, AND J. LYU, *Distributionally robust optimal reactive power dispatch with Wasserstein distance in active distribution network*, *Journal of Modern Power Systems and Clean Energy*, 8 (2020), pp. 426–436.
- [31] S. LIU, *Matrix results on the Khatri-Rao and Tracy-Singh products*, *Linear Algebra and its Applications*, 289 (1999), p. 267–277.
- [32] J. B. MOOR AND B. D. O. ANDERSON, *Coping with singular transition matrices in estimation and control stability theory*, *International Journal of Control*, 31 (1980), pp. 571–586.
- [33] B. K. POOLLA, A. R. HOTA, S. BOLOGNANI, D. S. CALLAWAY, AND A. CHERUKURI, *Wasserstein distributionally robust look-ahead economic dispatch*, arXiv preprint arXiv:2003.04874, (2020).
- [34] P. E. S. SHAFIEEZADEH-ABADEH, D. KUHN, *Regularization via mass transportation*, *Journal of Machine Learning Research*, 20 (2019), pp. 1–68.
- [35] S. SHAFIEEZADEH-ABADEH, V. A. NGUYEN, D. KUHN, AND P. M. ESFAHANI, *Wasserstein distributionally robust Kalman filtering*, in *Advances in Neural Information Processing Systems*, 2018, pp. 8474–8483.
- [36] A. SHAPIRO, *Distributionally robust stochastic programming*, *SIAM Journal on Optimization*, 27 (2017), p. 2258–2275.
- [37] A. SHAPIRO, D. DENTCHEVA, AND A. RUSZCZYŃSKI, *Lectures on Stochastic Programming: Modeling and Theory*, vol. 16, SIAM, Philadelphia, PA, 2014.
- [38] E. D. SONTAG, *Mathematical control theory: deterministic finite dimensional systems*, Springer, 1998.
- [39] R. VERSHYNIN, *High-dimensional probability: An introduction with applications in data science*, vol. 47, Cambridge University Press, 2018.
- [40] C. VILLANI, *Topics in optimal transportation*, no. 58 in *Graduate Studies in Mathematics*, American Mathematical Society, 2003.
- [41] J. WEED AND F. BACH, *Sharp asymptotic and finite-sample rates of convergence of empirical measures in Wasserstein distance*, *Bernoulli*, 25 (2019), pp. 2620–2648.
- [42] J. WEED AND Q. BERTHE, *Estimation of smooth densities in Wasserstein distance*, arXiv preprint arXiv:1902.01778, (2019).

- [43] F. XIN, B.-M. HODGE, L. FANGXING, D. ERSHUN, AND K. CHONGQING, *Adjustable and distributionally robust chance-constrained economic dispatch considering wind power uncertainty*, *Journal of Modern Power Systems and Clean Energy*, 7 (2019), pp. 658–664.
- [44] I. YANG, *A convex optimization approach to distributionally robust Markov decision processes with Wasserstein distance*, *IEEE Control Systems Letters*, 1 (2017), pp. 164–169.
- [45] I. YANG, *Wasserstein distributionally robust stochastic control: A data-driven approach*, arXiv preprint arXiv:1812.09808, (2018).
- [46] S. ZENG, *Sample-based population observers*, *Automatica*, 101 (2019), pp. 166–174.