

# Memory effects and KWW relaxation of the interacting magnetic nano-particles

Ekrem Aydiner

*Department of Physics, Faculty of Science, İstanbul University, 34134, İstanbul, Turkey*

---

## Abstract

The nano-particle systems under theoretically and experimentally investigation because of the potential applications in the nano-technology such as drug delivery, ferrofluids mechanics, magnetic data storage, sensors, magnetic resonance imaging, and cancer therapy. Recently, it is reported that interacting nano-particles behave as spin-glasses and experimentally show that the relaxation of these systems obeys stretched exponential i.e., KWW relaxation. Therefore, in this study, considering the interacting nano-particle systems we model the relaxation and investigate frequency and temperature behaviour depends on slow relaxation by using a simple operator formalism. We show that relaxation deviates from Debye and obeys to KWW in the presence of the memory effects in the system. Furthermore, we obtain the frequency and temperature behaviour depend on KWW relaxation. We conclude that the obtained results are consistent with experimental results and the simple model, presented here, is very useful and pedagogical to discuss the slow relaxation of the interacting nano-particles.

*Keywords:* Superparamagnets, nano-particles, nano-devices, relaxation

*2010 MSC:* 00-01, 99-00

---

## 1. Introduction

The relaxation of the interacting magnetic nano-particle systems are under intensive investigation due to their implications in various fields such as magnetic data storage, cancer therapy, drug delivery, ferrofluids mechanics, magnetic resonance imaging and sensors [1, 2, 3, 4, 5, 6, 7, 8, 9, 10, 11]. It is known that the ideal non-interacting magnetic nano-particles are composed of a single magnetic domain which has super-paramagnetic properties. Their diameter is below 3–50 nm, depending on the materials and the relaxation of the interacting magnetic nano-particle is generally given by Debye exponential [12]. However, it was

---

\*Corresponding author

*Email address:* ekrem.aydiner@istanbul.edu.tr (Ekrem Aydiner)

shown in a many experimental studies such as  $\text{Co}_x\text{Ag}_{1-x}$  nano-particles [13],  $\gamma\text{-Fe}_2\text{O}_3$  nano-particles [14],  $\text{Fe}_3\text{N}$  nano-particles [15] that the relaxation deviates from Debye type exponential relaxation and obey to  $\sim \exp(-t/\tau)^\alpha$  where  $\alpha$  is the decaying parameter. This slow stretched exponential relaxation is often called as, historically, Kohlrausch-Williams-Watts (KWW) law [16, 17]. Several theoretical mechanism have been proposed to explain non-exponential KWW relaxation behavior of the nano-particles [13, 14, 15, 18, 19, 20, 21, 22, 23]. In these theories, mainly, the concentrated nano-particle systems behave as spin glasses [24, 25, 26] due to the dipole-dipole interaction of nano-particles [18], the cooperative behavior [15] and the long-range interactions. The memory effects arise depends on these puzzling dynamics and which leads to KWW relaxation.

The KWW relaxation is characteristically different from the exponential type, which can lead to amazing physical behaviours. The effect of this difference in relaxation shows itself in the response function. For instance, the frequency and temperature behaviour of the reactive and the dissipation part of the response function can dramatically change. This effect may be too significant to be neglected for some applications in the nano-scale. Therefore, modelling of the KWW relaxation of the nano-particles and showing this difference can be a guide for applications in practice. Based on this motivation, in this study, we focus on the modelling of the relaxation for the interacting nano-particle system. By using a simple operator formalism we will discuss relaxation function and the frequency and temperature-dependent behaviour of the interacting nano-particles.

In Section 2, we present the relaxation of the non-interacting nano-particle based on a two-level jumping model by using operator formalism. In Section 3, we discuss the relaxation function of the interacting nano-particle system with a multi-levels jumping process. In the same section, we obtain correlation and relaxation function for interacting nano-particle systems and we discussed frequency and temperature dependence of the model system. The last Section is devoted the conclusion.

## 2. The non-interacting magnetic nano-particles

In this section, we briefly review the simple model for the paramagnetic relaxation under an external field [27, 28] and the simple operator formalism with two-level jumping [22]. The magnetic energy of the particle has its origin in the anisotropy energy that is associated with the crystalline structure of the material. For uniaxial particles, the magnetic anisotropy energy  $E_a$  may be written as

$$E_a = KV(1 - n_z^2) \quad (1)$$

where  $n_z$  is the component of  $\hat{n}$  along the  $z$ -axis, which is chosen to label the direction of anisotropy,  $K$  is a constant that depends on material properties, and  $V$  is the volume of the particle. Denoting by  $\theta$  the angle between  $z$  and  $\hat{n}$ , anisotropy energy  $E_a$  can be written as

$$E(\theta) = KV \sin^2 \theta . \quad (2)$$

However, when the particle is exposed to the external field, the energy contribution to the anisotropy energy comes from external field  $H$ . This energy is known Zeeman energy which is given by

$$E_Z = VM_0H\hat{n}. \quad (3)$$

Therefore, total energy of non-interacting superparamagnetic particle is given by

$$E(\theta) = KV \sin^2 \theta - VM_0H_0 \cos \theta. \quad (4)$$

The orientation probability of the magnetic nano-particle under external field depends on energy which is given by

$$p(\theta) = \frac{\exp[-\beta E(\theta)]}{\sum_{\theta} \exp[-\beta E(\theta)]}. \quad (5)$$

But, the symmetry is broken by an external field  $H_0$  along the  $z$  axis, hence, it is supposed that the orientation  $\theta = 0$  is more probable, now that the particle finds it energetically more favorable to line up along the magnetic field. The minima of the energy occur at  $\theta = 0$  and around  $\theta = \pi$ , which define the two equilibrium orientations of the particle.

In this case, it is assumed that the particle is under the constant influence of spontaneous thermal fluctuations. Once in a while, these fluctuations (or "kicks" from thermal phonon, loosely speaking) are strong enough to enable the particle to overcome the barrier between  $\theta = 0$  and around  $\theta = \pi/2$ . Essentially, the particle has to cross a potential hump whose height is  $E_{min} - E_{max} = KV$ . The particle remains in one of its equilibrium positions most of the time; occasionally it undergoes an instantaneous jump from one equilibrium orientation to another. This two-level stochastic process is so-called Kubo-Anderson process that mathematically expressed by the equilibrium probabilities clear from Eq. (5)

$$p_{1,2} = p(\theta = 0, \pi) = \frac{\exp[-\beta E_{1,2}]}{\exp[-\beta E_1] + \exp[-\beta E_2]} \quad (6)$$

for two-level jumping process. On the other hand, energies  $E_1$  and  $E_2$  are

$$E_{1,2} = E(\theta = 0, \pi) = \mp VM_0H_0 \quad (7)$$

Using single activation energy arguments, the transition rates per unit time (due to thermal fluctuations) may be written as

$$\widehat{W}_{12,21} = \nu_0 \exp[-\beta(E_{max} - E_{2,1})] \quad (8)$$

where  $E_{max}$  is the maximum value of the energy at the hump, and  $\nu_0$  is the attempt frequency. We assume here of course that the attempt frequency  $\nu_0$  stays the same even in the presence of  $H_0$ . It is clear from Eq. (4) that the maximum in energy occurs at

$$\cos \theta_{max} = -M_0H_0/2K \quad (9)$$

and therefore, the maximum energy is defined as

$$E_{max} = KV \left[ 1 + \left( \frac{M_0 H_0}{2K} \right)^2 \right]. \quad (10)$$

This relaxation process can be modelled by using the operator formalism with two level jumping [22]. In the operator formalism, states  $|n\rangle$  for two-level system are given in the form

$$|1\rangle = \begin{pmatrix} 1 \\ 0 \end{pmatrix}, \quad |2\rangle = \begin{pmatrix} 0 \\ 1 \end{pmatrix}. \quad (11)$$

where  $|\dots\rangle$  represents a stochastic state like the Dirac ket. Jumping of the stochastic variable  $\mu$  between two values are given in the tensor form as

$$\hat{\mu} = \begin{pmatrix} \mu_1 & 0 \\ 0 & \mu_2 \end{pmatrix}. \quad (12)$$

In the absence of external magnetic field, the two directions have completely equivalent probability. In this case process completely reduce to simple two-levels jumping process. In any case, the jumping between these states is governed by the Markovian master equation [22]

$$\frac{\partial}{\partial t} \hat{P}(t) = \hat{P}(t) \hat{W} \quad (13)$$

where  $\hat{P}(t)$  is the transition probability of the  $i$ th site and  $\hat{W}$  is the transition rate which is given by

$$\hat{W}_{12} = \lambda p_1, \quad \hat{W}_{21} = \lambda p_2 \quad (14)$$

where  $\lambda$  is the relaxation rate of the system, which can be represented in terms of  $E_{max}$

$$\lambda = \lambda_0 \exp[-\beta E_{max}] \quad (15)$$

where  $\lambda_0$  is a constant. The rate at which such jumps occur is related to difference between the maximum and minimum values of energy in the system.

The transition probabilities in  $\hat{W}_{21} = \lambda p_2$  and  $\hat{W}_{12} = \lambda p_1$  are consistent with the detailed balance relation which reads

$$p_1 \hat{W}_{21} = p_2 \hat{W}_{12}. \quad (16)$$

The transition rate  $\hat{W}$  is given in terms of collision matrix  $\hat{T}$  as

$$\hat{W} = \lambda (\hat{T} - \mathbf{1}), \quad (17)$$

where  $\lambda = 2w$  is the eigenvalue,  $\hat{T}$  is the collision matrix and  $\mathbf{1}$  is the unit matrix [22]. Here,  $\hat{T}$  is specified to be

$$\hat{T} = \begin{pmatrix} p_1 & p_1 \\ p_2 & p_2 \end{pmatrix}, \quad (18)$$

where  $p_m$  corresponds to transition probability between states or levels ( $m = 1, 2$ ) and satisfy  $p_1 + p_2 = 1$ . The new process is defined by the relation

$$p_m = \langle m | \hat{T} | n \rangle, \quad n, m = 1, 2. \quad (19)$$

For the two-level relaxation process,  $\hat{T}$  is idempotent. This is so because

$$p_m = \langle m | \hat{T}^2 | n \rangle = \langle m | \hat{T} | n \rangle. \quad (20)$$

By using this property, the conditional probability matrix  $\hat{P}(t)$  can be constructed. For Markovian processes, conditional probability is simply obtained from Eq. (13) together with Eqs. (18)-(20) in the form

$$\hat{P}(t) = \exp(\widehat{W}t) = \exp(-\lambda t) \left[ \mathbf{1} - \hat{T} + \hat{T} \exp(\lambda t) \right]. \quad (21)$$

By using above formalism, the correlation function can be carried out as

$$C(t) = \int \int d\mu d\mu_0 p(\mu_0) \mu \langle \mu | \hat{P}(t) | \mu_0 \rangle. \quad (22)$$

For two-level Kubo-Anderson process this correlation function is governed by the Néel relaxation [27]. Many physical properties of the non-interacting nano particles can be computed by this correlation function.

### 3. The interacting magnetic nano-particles

In the case of the interacting magnetic nano-particles, the relaxation deviates from Debye type relaxation and obeys KWW type relaxation depends on the presence of the meta-stable states due to the magnetic viscosity, the long-range interactions which can lead to the glassy behaviour. Therefore, the relaxation can be modelled by multi-levels jumping instead of the two-levels Kubo-Anderson process. New relaxation picture to the modelling of interacting nano-particles sometimes is called as kangaroo process [23] which serves a simple formalism the relaxation of the interacting magnetic nano-particles. Below, we briefly give the formalism and numerical results of the model.

#### 3.1. Generalized formalism

The meta-stable state energy levels in the energy phase spaces of the interacting nanoparticles probably lead to the discrete jumping process. In this case, the relaxation can be modelled as the multi-level jumping process where  $N \rightarrow \infty$ . Thus, the process may be regarded as continuous. The jump matrix  $\widehat{W}$  for the multi-level jumping process is given by

$$\langle \mu | \widehat{W} | \mu_0 \rangle = \lambda [p(\mu) - \delta(\mu - \mu_0)] \quad (23)$$

where the jump rate  $\lambda$  corresponds to the constant rate. However, in the presence of the memory effects, Eq. (23) must be extended to

$$\langle \mu | \widehat{W} | \mu_0 \rangle = \lambda(\mu_0) [q(\mu) - \delta(\mu - \mu_0)] \quad (24)$$

where  $q(\mu)$  does not take constant values for each jumping, however, it satisfy

$$\int d\mu q(\mu) = 1 . \quad (25)$$

For present case, the detailed balance relation in Eq. (16) is given by

$$p(\mu_0)\lambda(\mu_0)q(\mu) = p(\mu)\lambda(\mu)q(\mu_0) . \quad (26)$$

The summation over the  $\mu_0$  gives

$$q(\mu) = \frac{p(\mu)\lambda(\mu)}{\int d\mu_0 p(\mu_0)\lambda(\mu_0)} . \quad (27)$$

The jump matrix is given as

$$\widehat{W} = \widehat{\Lambda} (\widehat{T} - \mathbf{1}) \quad (28)$$

where the matrix of  $\widehat{T}$  is

$$\langle \mu | \widehat{T} | \mu_0 \rangle = q(\mu) \quad (29)$$

and  $\widehat{\Lambda}$  is diagonal and is given by

$$\langle \mu | \widehat{\Lambda} | \mu_0 \rangle = \lambda(\mu_0) \delta(\mu - \mu_0) . \quad (30)$$

Evidently, Eqs. (28) and (30) are consistent with results of Kubo-Andreson model. The question now is how to obtain  $\widehat{P}(t)$ . Here we have to note that the memory effects can be considered in the continuous-time random walk (CTRW) framework [29, 30]. Discrete dynamics are categorized by the probability density function (pdf). In the more general case, any finite characteristic waiting time is given by  $T = \int_0^\infty t\psi(t)dt$  and any finite jump length variance is given by  $\Sigma^2 = \int_{-\infty}^\infty x^2\lambda(x)dx$ . The corresponding process in the diffusion limit shows normal diffusive behaviour with Gaussian pdf [29, 30, 31, 32]. In a simple random walk process, the waiting time pdf  $\psi(t)$  is of Poisson form and jump length pdf  $\lambda(x)$  is of Gaussian form. However, the waiting time  $T$  diverges, conversely, the jump length variance  $\Sigma^2$  is still kept finite for the non-Markovian process. In a such process, long-tailed waiting time pdf takes an asymptotic form [31]. Thus, the CTRW process with power-law form  $\psi(t) \approx t^{-1-\alpha}$  where  $0 < \alpha < 1$ , leads to the fractional diffusion equation in the continuum limit [29, 30, 31, 32]. By using this approximation Eq. (21) can be obtained. However, here, we will use simple operator formalism presented above instead of the fractional diffusion approach.

### 3.2. Correlation function

To obtain  $\widehat{P}(t)$  we follow a simple procedure given in Ref. [23]. By using Eqs. (28) and (30) Laplace transformation is given by

$$\tilde{P}(s) = \int_{-\infty}^\infty e^{st} \widehat{P}(t) dt \quad (31)$$

where  $s$  is a complex number frequency parameter, which leads to

$$\tilde{P}(s) = \frac{1}{(s + \widehat{\Lambda}) - \widehat{T}\widehat{\Lambda}}. \quad (32)$$

The Eq.(32) is written as a geometric series

$$\tilde{P}(s) = \frac{1}{s + \widehat{\Lambda}} \left[ 1 + (\widehat{T}\widehat{\Lambda}) \frac{1}{(s + \widehat{\Lambda})} + (\widehat{T}\widehat{\Lambda}) \frac{1}{(s + \widehat{\Lambda})} (\widehat{T}\widehat{\Lambda}) \frac{1}{(s + \widehat{\Lambda})} + \dots \right]. \quad (33)$$

Hence, the expectation value of the  $\tilde{P}(s)$  is given by

$$\langle \mu | \tilde{P}(s) | \mu_0 \rangle = \frac{1}{s + \lambda(\mu_0)} \left[ \delta(\mu - \mu_0) + (\mu | \widehat{T}\widehat{\Lambda} | \mu_0) \frac{1}{s + \lambda(\mu)} + \dots \right]. \quad (34)$$

Here, we have used the completeness relation

$$\int d\mu |\mu\rangle \langle \mu| = 1. \quad (35)$$

We note that

$$\langle \mu | \widehat{T}\widehat{\Lambda} | \mu_0 \rangle = \int d\mu' q(\mu) \lambda(\mu_0) \delta(\mu_0 - \mu') = \lambda(\mu_0) q(\mu). \quad (36)$$

Hence, Eqs. (34) yields

$$\langle \mu | \tilde{P}(s) | \mu_0 \rangle = \frac{1}{s + \lambda(\mu_0)} \left[ \delta(\mu - \mu_0) + \lambda(\mu_0) \frac{q(\mu)}{s + \lambda(\mu)} + \dots \right] \quad (37)$$

The higher order terms can be dropped and  $q(\mu)$  becomes  $p(\mu)$ , hence, above equation reduce to

$$\langle \mu | \tilde{P}(s) | \mu_0 \rangle = \frac{1}{s + \lambda} \left[ \delta(\mu - \mu_0) + \frac{\lambda}{s} p(\mu) \right] \quad (38)$$

which yields the Laplace transform of the probability matrix for the Kubo–Anderson process. By using Eq. (38), the correlation function in Eq. (22) is given by

$$\tilde{C}(s) = \int d\mu \frac{p(\mu) \mu^2}{s + \lambda(\mu)} + \dots. \quad (39)$$

Transforming back to the time domain, the correlation function can be written as

$$C(t) = \mathcal{L}^{-1}\{\tilde{C}(s)\} = \frac{1}{2\pi i} \int \tilde{C}(s) e^{-\lambda(\mu)st} ds \quad (40)$$

which is now a continuous superposition of exponentially decaying functions of time. Finally, we obtain

$$C(t) = \langle \mu^2 \rangle \exp[-(\langle \lambda(\mu) \rangle t)^\alpha] = \frac{V^2 M_0}{k_B T} \exp[-(\lambda_{eq} t)^\alpha], \quad 0 < \alpha < 1 \quad (41)$$

where  $\lambda_{eq}$  can be chosen as  $\lambda$ . This choice does not change of the nature of the problem since relaxation process is dominated by  $E_{max}$  in the system.

### 3.3. The KWW relaxation

The KWW relaxation function is easily obtained from the correlation function Eq. (41) as

$$f_\alpha(t) = \frac{V^2 M_0}{k_B T} \exp \left[ - \left( \frac{t}{\tau} \right)^\alpha \right], \quad 0 < \alpha < 1 \quad (42)$$

where  $\tau = 1/\lambda$ . This relaxation is known as KWW relaxation or stretched exponential [16, 17]. Eq. (42) reduces to exponential relaxation of Debye [12]. For various  $\alpha$ , the relaxation curves of the interacting nano-particles at fixed  $\tau = 0.3$  is given in Fig.1. The exponential relaxation for  $\alpha = 1$  is denoted with the red circle Fig.1(a). However, as can be seen from Fig.1(a) that the curves characteristically deviate from exponential for  $\alpha < 1$  (see green and blue lines). One can see that these curves in the  $\log(-\ln)$ - $\log$  scale in Fig.1(b) clearly reflects KWW relaxation for  $\alpha < 1$ .

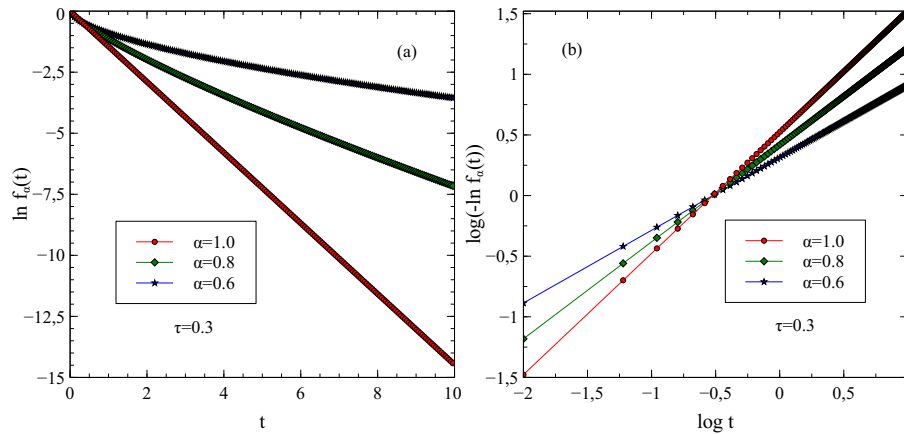


Figure 1: The KWW relaxation function  $f_\alpha(t)$  with respect to time for different  $\alpha$  values where  $f_0 = \frac{V^2 M_0}{k_B T} = 1$ . In (a) the relaxation function  $f_\alpha(t)$  in  $\ln$ -linear scale is shown. In (b), the relaxation function  $f_\alpha(t)$  in  $\log(-\ln)$ - $\log$  scale is provided.

As we mentioned above that  $\alpha$  represents the memorial effects which appear due to the dipole-dipole interaction of nano-particles [18], the cooperative behaviour [15] and the long-range interactions. We show that the non-exponential relaxation of the interacting nano-particles by using the presented simple model.

### 3.4. The Cole-Cole behaviour

Now, we discuss the magnetic susceptibility of the magnetic nano-particle systems depends on the KWW relaxation. The frequency-dependent susceptibility function can be obtained from integral transformation of the Eq. (42) as

$$\chi_\alpha(w) = \int_0^\infty \exp(-iwt) \left[ -\frac{df_\alpha(t)}{dt} \right] dt . \quad (43)$$



Eq. (43) can decompose to

$$\chi_\alpha(w) = \chi'_\alpha(w) + i\chi''_\alpha(w) \quad (44)$$

where the real term corresponds to the reflected or emitted part of the applied external field and the imaginary part denotes the absorbed part by the system. When  $\alpha < 1$ , there is no the analytical expression of the Eq. (43) for real and imaginary parts [33, 34, 35]. The best way is the numerically perform the Fourier transform for the integral except the points  $\alpha \neq 1$  and  $\alpha \neq 0.5$ . Another approximation is the Laplace transformation of the Eq. (43). The magnetic susceptibility can be given in terms of the Laplace transformation form [32] as

$$\chi_\alpha(w) = \left[ 1 - s\tilde{f}(s) \right]_{s=iw} \quad (45)$$

where  $\tilde{f}(s)$  is the Laplace transformation which is given as  $\tilde{f}(s) = \int_0^\infty (-df(t)/dt)e^{st} dt$  followed by the rotation  $s \rightarrow iw$  [32].

Following Eq. (45), Laplace transformation can be given in the form

$$\chi_\alpha(w) = \chi_0 \frac{1}{1 + (iw\tau)^\alpha}, \quad 0 < \alpha < 1, \quad (46)$$

where  $\chi_0 = \frac{V^2 M_0}{k_B T}$ . This solution is known as the Cole-Cole pattern [36]. The interval  $0 < \alpha \leq 1$  has been widely used to modify Eq. (44) in order to phenomenologically fit experimental data for the complex compliance. However, in the limits of  $\alpha = 1$  both the KWW form Eq. (42) and (46) reduce to the corresponding classical result which corresponds to Debye type relaxation and Eq. (44). It is report in Ref. [32] that a dynamic framework which leads to relaxation functions of the Mittag-Leffler type [31, 32, 37, 38, 39, 40, 41, 42, 43].

The complex compliance for KWW relaxation corresponding to the Mittag-Leffler pattern, the result being exactly the Cole-Cole function (46), as obtained earlier by Weron and Kotulski [37] in a similar context. After several step, the real part and the imaginary part are given [32] as

$$\chi'_\alpha(w) = \chi_0 \frac{1 + (w\tau)^\alpha \cos(\pi\alpha/2)}{1 + (w\tau)^{2\alpha} + 2(w\tau)^\alpha \cos(\pi\alpha/2)} \quad (47)$$

and

$$\chi''_\alpha(w) = \chi_0 \frac{(w\tau)^\alpha \sin(\pi\alpha/2)}{1 + (w\tau)^{2\alpha} + 2(w\tau)^\alpha \cos(\pi\alpha/2)}. \quad (48)$$

The Cole-Cole plots for the various  $\alpha$  values are given in Fig.2. Numerical results in the Fig.2 show that the Cole-Cole relation also changes depend on  $\alpha$  parameter. This is an expected result, however, which is meaningful since it establishes a link between the interacting nano-particle system and anomalous relaxation.

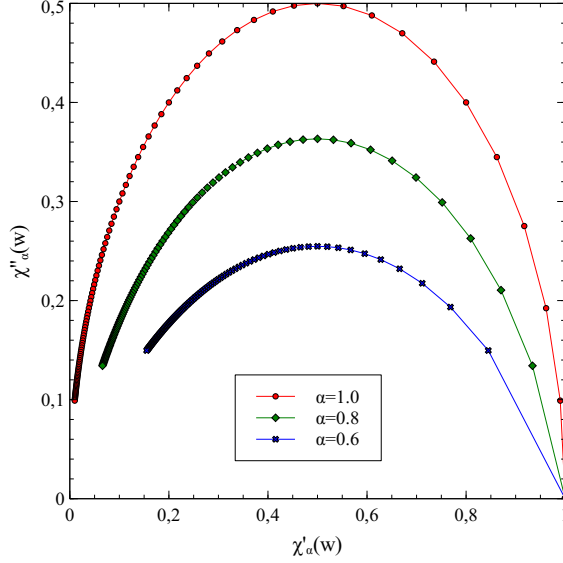


Figure 2: Cole–Cole plot for the magnetic susceptibility of the interacting nano-particles.

### 3.5. Temperature dependence

The temperature dependence of the real and imaginary part can be obtained from Eqs. (47) and (48) as

$$\chi'_{\alpha}(T) = \chi_0 \frac{(w\tau_0)^{-\alpha} e^{-\alpha x} + \cos(\pi\alpha/2)}{(w\tau_0)^{-\alpha} e^{-\alpha x} + (w\tau_0)^{\alpha} e^{\alpha x} + 2 \cos(\pi\alpha/2)} \quad (49)$$

$$\chi''_{\alpha}(T) = \chi_0 \frac{\sin(\pi\alpha/2)}{(w\tau_0)^{-\alpha} e^{-\alpha x} + (w\tau_0)^{\alpha} e^{\alpha x} + 2 \cos(\pi\alpha/2)} \quad (50)$$

where

$$x = \frac{E_{max}}{k_B} \frac{T}{T_g - T} \quad (51)$$

denotes the Vogel-Tammann-Fulcher law [44, 45, 46] which fits well to critical slowing down. By using these relations, the magnitude of the susceptibility can be obtained as

$$|\chi_{\alpha}(T)| = \frac{M(T)}{H} = [(\chi'_{\alpha}(T))^2 + (\chi''_{\alpha}(T))^2]^{1/2} \quad (52)$$

In order to see temperature dependence behaviour of the magnetic susceptibilities, the numerical solutions of Eqs. (49) and (50) for various  $\alpha$  values and arbitrary dimensionless parameters  $E_{max} = 5.0$ ,  $w = 1.0$ ,  $\tau_0 = 1.0$ ,  $T_g = 1.0$  and Boltzmann constant  $k_B = 1.0$  are given in Fig. 3.

As can be seen from Fig. 3(a) real part of the susceptibility rapidly increases with increasing temperature and reach up to the saturation value. Unlike

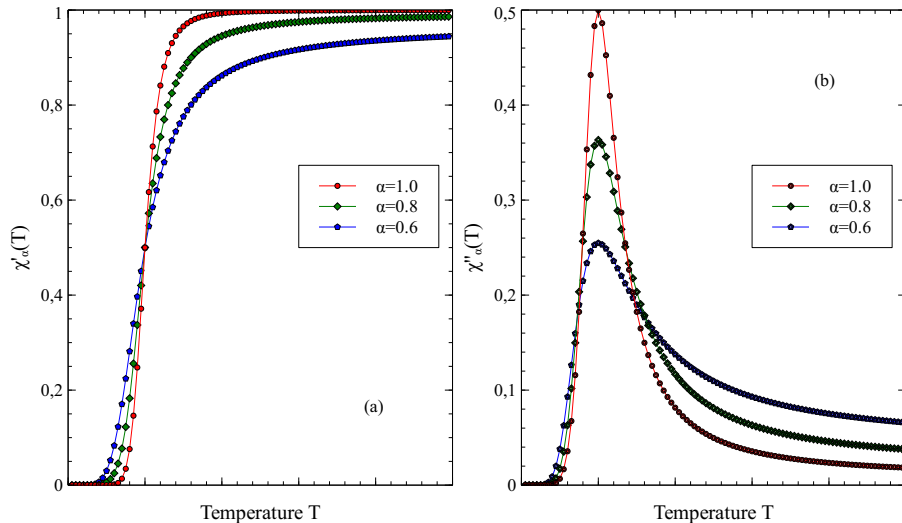


Figure 3: In (a), the real part  $\chi'(T)$  and in (b) the imaginary part  $\chi''(T)$  of the magnetic susceptibility for various  $\alpha$  values. We set  $E_{max} = 5.0$ ,  $w = 1.0$ ,  $\tau_0 = 1.0$ ,  $T_g = 1.0$  and Boltzmann constant  $k_B = 1.0$ .

the real part, the imaginary part, in Fig. 3(b), rapidly increases and reach up a maximum which appears at glassy temperature  $T_g$ , and it decreases non-exponentially. This characteristic KWW type behaviour can be clearly seen in the imaginary part of the susceptibility after, particularly, the glassy temperature  $T_g$ . The glassy behaviour of the magnetic nano-particle originates from memory effects due to discrete distribution of relaxation times, coupling and correlations due to weak or strong long-range interactions or topological reasons [24, 25, 26, 47, 48, 49, 50, 51].

Our numerical results for this simple model are consistent with the recent experimental studies. Indeed, similar characteristic behaviour for the real and imaginary part of the susceptibility has been found in the susceptibility measurements of the  $\text{Fe}_3\text{O}_4$  nanoparticles and in  $\text{NiFe}_2\text{O}_4$  nanoparticles [52, 53].

#### 4. Conclusion

In this work, considering the interacting nano-particles we analyse non-exponential KWW relaxation, frequency and temperature dependence of the magnetic susceptibilities of these systems by a simple operator formalism. Firstly, we briefly present the relaxation model for the non-interacting nano-particles based on two-level jumping process. Then, we suggest that the relaxation process of the non-interacting nano-particle systems can be modelled by using multi-level jumping approach since the multi-level discrete energy levels can appear in the system depend on the meta-stable occurs due to the dipole-dipole

interaction of nano-particles, the cooperative behaviour and the long-range interactions. We assume that the process may be regarded as continuous in the limit of  $N \rightarrow \infty$ . By using the generalized method in Ref. [23] we obtain the KWW relaxation function of the interacting nano-particle system. Later, we discuss frequency and temperature dependence of the magnetic susceptibilities depend on KWW exponent  $\alpha$  which is a measure of the memory effects in the complex and disordered structure of the non-interacting nano-particles. Obtained numerical results from the simple model presented here are consistent with the experimental results.

Here, the exponent  $\alpha$  can be regarded as a degree of the concentration which can serve as a source of the dipole-dipole interaction of nano-particles, the cooperative behaviour and the long-range interactions in the system. In this scenario, when the concentration is increased in the system, the value of the parameter  $\alpha$  decreases. All result shows that the physical behaviour of the interacting nano-particle system completely different from the non-interacting case.

We again state that the interacting nano-particles are used in many different areas. Therefore, understanding of the spin-glass like behaviour, non-exponential relaxation mechanism and other thermodynamic properties of these systems are very important for many areas such as magnetic data storage, cancer therapy, biomedicine, drug delivery, ferrofluids mechanics, magnetic resonance imaging and sensors. Here, in this study, considering a very simple and pedagogical model we obtain the well-known results for the interacting nano-particles.

Finally, we can conclude that the very simple theoretical method presented here can be used to the model the physical behaviour of the different interacting systems.

## Acknowledgements

I would like to thank referee for stimulating guidance which enhanced the quality of the paper.

## References

- [1] Q. L. Vuong, P. Gillis, A. Roch and Y. Gossuin. *Magnetic resonance relaxation induced by superparamagnetic particles used as contrast agents in magnetic resonance imaging: a theoretical review*. WIREs Nanomed Nanobiotechnol, 9: e1468 (2017). <https://doi.org/10.1002/wnan.1468>
- [2] M. T. Basel, S. Balivada, H. Wang, et al. *Cell-delivered magnetic nanoparticles caused hyperthermia-mediated increased survival in a murine pancreatic cancer model*. Int J Nanomedicine. **7** 297-306 (2012). <https://doi.org/10.2147/IJN.S28344>
- [3] H. S. Huang, J. F. Hainfeld. *Intravenous magnetic nanoparticle cancer hyperthermia*. Int J Nanomedicine. **8** 2521-2532 (2013). <https://doi.org/10.2147/IJN.S43770>

- [4] V. Ayala, A. P. Herrera, M. Latorre-Esteves, et al. *Effect of surface charge on the colloidal stability and in vitro uptake of carboxymethyl dextran-coated iron oxide nanoparticles*. *J. Nanopart. Res.* **15** 1874 (2013). <https://doi.org/10.1007/s11051-013-1874-0>
- [5] S. Kenouche, J. Larionova, N. Bezzi, et al. *NMR investigation of functionalized magnetic nanoparticles  $Fe_3O_4$  as T1–T2 contrast agents*. *Powder Technology*, **255** 60-65 (2014). <https://doi.org/10.1016/j.powtec.2013.07.038>
- [6] N. Amos, J. Butler, B. Lee, et al. *Multilevel-3D Bit Patterned Magnetic Media with 8 Signal Levels Per Nanocolumn*. *PLOS ONE* **7** e40134 (2012). <https://doi.org/10.1371/journal.pone.0040134>
- [7] T. A. P. Rocha-Santos, *Sensors and biosensors based on magnetic nanoparticles*. *TrAC Trends in Analytical Chemistry*, **62** 28-36 (2014). <https://doi.org/10.1016/j.trac.2014.06.016>.
- [8] J. Estelrich, M. J. Sanchez-Martin, M. A. Busquets. *Nanoparticles in magnetic resonance imaging: from simple to dual contrast agents*. *Int J Nanomedicine*, **10** 1727-1741 (2015). <https://doi.org/10.2147/IJN.S76501>
- [9] F. Sousa, B. Sanavio, A. Sacconi, Y. Tang, et al. *Superparamagnetic Nanoparticles as High Efficiency Magnetic Resonance Imaging T2 Contrast Agent*. *Bioconjugate Chemistry*, **28** 161-170 (2017). <https://doi.org/10.1021/acs.bioconjchem.6b00577>
- [10] D. Ortega, Q. A. Pankhurst. *Magnetic hyperthermia*. In *Nanoscience; O'Brien, P., Ed.; Royal Society of Chemistry: Cambridge, 2013; Vol. 1, pp 60–88*. <https://doi.org/10.1039/9781849734844-00060>
- [11] Q. Zhao, L. Wang, R. Cheng, L. Mao, et al. *Magnetic Nanoparticle-Based Hyperthermia for Head & Neck Cancer in Mouse Models*. *Theranostics*, **2** 113-121 (2012). doi:10.7150/thno.3854.
- [12] P. Debye, *Polar Molecules* Chemical Catalogue Co., New York, **1929**.
- [13] X. X. Zhang *et al*, *Memory effect and spin-glass-like behavior in Co-Ag granular films*. *Phys. Rev. B* **75**, 014415 (2007). <https://doi.org/10.1103/PhysRevB.75.014415>
- [14] F. Gazeau *et al*, *Magnetic resonance of ferrite nanoparticles:: evidence of surface effects*. *J. Magn Magn. Mat.* **1861** 175 (1998). [https://doi.org/10.1016/S0304-8853\(98\)00080-8](https://doi.org/10.1016/S0304-8853(98)00080-8)
- [15] H. Mamiya, I. Nakatani, and T. Furubayashi. *Blocking and Freezing of Magnetic Moments for Iron Nitride Fine Particle Systems*. *Phys. Rev. Lett.* **80** 177 (1998). <https://doi.org/10.1103/PhysRevLett.80.177>
- [16] R. Kohlrausch, Ueber das Dellmann'sche elektrometer *Ann Phys. & Chemie* (Leipzig), **12** 353 (1847).

- [17] G. Williams, D. C. Watts, *Non-symmetrical dielectric relaxation behaviour arising from a simple empirical decay function*. Trans. Faraday Soc., **66** 80 (1970). <https://doi.org/10.1039/tf9706600080>
- [18] Parker et al, *Experimental investigation of superspin glass dynamics*. J. Appl. Phys. **97** 10A502 (2005). <https://doi.org/10.1063/1.1850333>
- [19] C. P. Bean and J. D. Livingstone, J. Appl. Phys. **30** 120S (1259); I. S. Jacobs and C. P. Bean, in Magnetism, edited by G. T. Rado and H. Suhl (Academic, New York, 1963), Vol. 3.
- [20] E. P. Wohlfarth, The magnetic field dependence of the susceptibility peak of some spin glass materials. J. Phys. F: Met. Phys. **10** L241 (1980). <https://doi.org/10.1088/0305-4608/10/9/006>
- [21] R. Street and J. C. Wooley, A Study of Magnetic Viscosity. Proc. Phys. Soc., London, Sect. A **62** 562 (1949). <https://doi.org/10.1088/0370-1298/62/9/303>
- [22] S. Dattagupta, *Relaxation Phenomena in Condensed Matter Physics* Academic Press, Orlando, **1987**.
- [23] S. Dattagupta, *Diffusion Formalism and Application* CRC Press **2014**.
- [24] V. Cannella, J. A. Mydosh, *Magnetic ordering in gold-iron alloys* Phys. Rev. B **6** 4220 (1972). <https://doi.org/10.1103/PhysRevB.6.4220>
- [25] S. Kirkpatrick, D. Sherrington, *Solvable model of a spin-glass*, Phys. Rev. Lett. B **17** 1792 (1975). <https://link.aps.org/doi/10.1103/PhysRevLett.35.1792>
- [26] A. K. Jonscher, *The 'universal' dielectric response*. Nature **267** 673 (1977). <https://doi.org/10.1038/267673a0>
- [27] L. J. Néel, *Théorie du traînage magnétique des substances massives dans le domaine de Rayleigh*. Phys. Radium. **11** 49 (1950). [doi:10.1051/jphysrad:0195000110204900](https://doi.org/10.1051/jphysrad:0195000110204900)
- [28] W. F. Brown, *Thermal Fluctuations of a Single-Domain Particle*. Phys. Rev. **130** 1677 (1963). [10.1103/PhysRev.130.1677](https://doi.org/10.1103/PhysRev.130.1677)  
Feller, W. 1972. An Introduction to Probability Theory and Its Applications, Vols. 1 and 2. New Delhi: Wiley Eastern.
- [29] E. W. Montroll and G. H. Weiss, *Random Walks on Lattices, II*. J. Math. Phys. **6** 167 (1965). <https://doi.org/10.1063/1.1704269>
- [30] H. Scher and M. Lax, *Stochastic transport in a disordered solid, I. Theory*. Phys. Rev. B **7** 4491 (1973). <https://doi.org/10.1103/PhysRevB.7.4491>

- [31] R. Metzler, J. Klafter, *The random walk's guide to anomalous diffusion: a fractional dynamics approach*. Physics Reports **339** 1-77 (2000). [https://doi.org/10.1016/S0370-1573\(00\)00070-3](https://doi.org/10.1016/S0370-1573(00)00070-3)
- [32] R. Metzler, J. Klafter, *From stretched exponential to inverse power-law: fractional dynamics, Cole-Cole relaxation processes, and beyond*. Journal of Non-Crystalline Solids **305** 81 (2002). [https://doi.org/10.1016/S0022-3093\(02\)01124-9](https://doi.org/10.1016/S0022-3093(02)01124-9)
- [33] E. W. Montroll, J. T. Bendler, *On Levy (or stable) distributions and the Williams-Watts model of dielectric relaxation*. J. Stat. Phys. **34** 129 (1984). <https://doi.org/10.1007/BF01770352>
- [34] F. Alvarez, A. Alegría, and J. Colmenero, *Interconnection between frequency-domain Havriliak-Negami and time-domain Kohlrausch-Williams-Watts relaxation functions* Phys. Rev. B **47** 125 (1993). <https://doi.org/10.1103/PhysRevB.47.125>
- [35] F. Alvarez, A. Alegría, and J. Colmenero, *Relationship between the time-domain Kohlrausch-Williams-Watts and frequency-domain Havriliak-Negami relaxation functions*. Phys. Rev. B **44** 7306 (1991). <https://doi.org/10.1103/PhysRevB.44.7306>
- [36] K. S. Cole and R. H. Cole. *Dispersion and absorption in dielectrics*. J. Chem. Phys. **9** 341 (1941). <https://doi.org/10.1063/1.1750906>
- [37] K. Weron, M. Kotulski, *On the Cole-Cole relaxation function and related Mittag-Leffler distribution*. Physica A **232** 180 (1996). [https://doi.org/10.1016/0378-4371\(96\)00209-9](https://doi.org/10.1016/0378-4371(96)00209-9)
- [38] R. Hilfer. *H-function representations for stretched exponential relaxation and non-Debye susceptibilities in glassy systems*. Phys. Rev. E. **65** 061510 (2002). DOI: 10.1103/PhysRevE.65.061510
- [39] R. Hilfer. *Fitting the excess wing in the dielectric  $\alpha$ -relaxation of propylene carbonate*. J. Phys.: Condens. Matter **14** 2297 (2002). <https://doi.org/10.1088/0953-8984/14/9/318>
- [40] Y. P. Kalmykov, W. T. Coffey, D. S. F. Crothers, S. V. Titov. *Microscopic Models for Dielectric Relaxation in Disordered Systems*. Physical Review E **70** 041103 (2004). Doi:10.1103/PhysRevE.70.041103
- [41] R. Garrappa, F. Mainardi and M. Guido, *Models of dielectric relaxation based on completely monotone functions*. Fractional Calculus and Applied Analysis **19** 1105-1160 (2016). <https://doi.org/10.1515/fca-2016-0060>
- [42] M. Riesz, *L'integrale de Riemann-Liouville et le problème de Cauchy*. Acta Mathematica **81** 1-222 (1949).

- [43] M. Caputo, *Linear models of dissipation whose  $q$  is almost frequency independent-II*. Geophysical Journal of the Royal Astronomical Society **13** 529–539 (1967). <https://doi.org/10.1111/j.1365-246X.1967.tb02303.x>
- [44] H. Vogel, The law of relation between the viscosity of liquids and the temperature. Phys. **Z22**, (1921) 645-646.
- [45] Tammann, G.; Hesse, W. The dependence of viscosity upon the temperature of supercooled liquids. Z. Anorg. Allg. Chem. 1926, 156, 245-257.
- [46] Fulcher, G.S. Analysis of recent measurements of viscosity of glasses. J. Amer. Ceram. Soc. 1925, 8, 339-355.
- [47] R. Richert, A. Blumen (1994) *Disordered Systems and Relaxation*. In: Richert R., Blumen A. (eds) Disorder Effects on Relaxational Processes. Springer, Berlin, Heidelberg. <https://doi.org/10.1007/978-3-642-78576-4>
- [48] J. C. Phillips, *Reports on Progress in Physics Stretched exponential relaxation in molecular and electronic glasses*. Rep. Prog. Phys. **59** 1133 (1996). <https://doi.org/10.1088/0034-4885/59/9/003>
- [49] M. Potuzak, R. C. Welch, and J. C. Mauro, *Topological origin of stretched exponential relaxation in glass*. J. Chem. Phys. **135** 214502 (2011). <https://doi.org/10.1063/1.3664744>
- [50] P. Grassberger and I. Procaccia, *The long time properties of diffusion in a medium with static traps*. J. Chem. Phys. **77** 6281 (1982). <https://doi.org/10.1063/1.443832>
- [51] J. H. Wu, Q. Jia. *The heterogeneous energy landscape expression of KWW relaxation*. Scientific Reports **6** 20506 (2016). <https://doi.org/10.1038/srep20506>
- [52] K. L. López Maldonado et al. *Magnetic susceptibility studies of the spin-glass and Verwey transitions in magnetite nanoparticles*. Journal of Applied Physics **113** 17E132 (2013); <https://doi.org/10.1063/1.4797628>
- [53] K. Nadeem, H. Krenn, T. Traussing and I. Letofsky-Papst. *Distinguishing magnetic blocking and surface spin-glass freezing in nickel ferrite nanoparticles*. J. Appl. Phys. **109** 013912 (2011); <https://doi.org/10.1063/1.3527932>