

# On the accuracy and precision of correlation functions and field-level inference in cosmology

Florent Leclercq<sup>1, a)</sup> and Alan Heavens<sup>1</sup>

*Imperial Centre for Inference and Cosmology (ICIC) & Astrophysics Group,  
Imperial College London, Blackett Laboratory, Prince Consort Road, London SW7 2AZ,  
United Kingdom*

(Dated: 9 March 2021)

We present a comparative study of the accuracy and precision of correlation function methods and full-field inference in cosmological data analysis. To do so, we examine a Bayesian hierarchical model that predicts log-normal fields and their two-point correlation function. Although a simplified analytic model, the log-normal model produces fields that share many of the essential characteristics of the present-day non-Gaussian cosmological density fields. We use three different statistical techniques: (i) a standard likelihood-based analysis of the two-point correlation function; (ii) a likelihood-free (simulation-based) analysis of the two-point correlation function; (iii) a field-level analysis, made possible by the more sophisticated data assimilation technique. We find that (a) standard assumptions made to write down a likelihood for correlation functions can cause significant biases, a problem that is alleviated with simulation-based inference; and (b) analysing the entire field offers considerable advantages over correlation functions, through higher accuracy, higher precision, or both. The gains depend on the degree of non-Gaussianity, but in all cases, including for weak non-Gaussianity, the advantage of analysing the full field is substantial.

## I. INTRODUCTION

As cosmological surveys increase in size, the statistical errors decrease and the possibility for new discoveries increases. This increase in precision needs to be accompanied by equally high accuracy in order to avoid the wrong inferences being drawn. With the imminent arrival of the Euclid satellite (Laureijs *et al.*, 2011) and the Legacy Survey of Space and Time (LSST Science Collaboration, 2012), the time is right to assess whether the standard methods and more advanced tools for statistical analysis of late-time, non-Gaussian, cosmological fields are likely to be adequate. In this letter, we compare methods by analysing an analytic model, namely the log-normal model, that has many of the salient features of the late-time fields such as the galaxy density field or the weak lensing cosmic shear field.

We focus on three analysis methods: (i) the most common standard technique, i.e. a likelihood-based analysis (LBA) of the two-point correlation function (2PCF), assuming a Gaussian distribution with fixed covariance matrix; (ii) the relatively new technique (to cosmology) of simulation-based inference (SBI), also known as likelihood-free inference, based on the 2PCF; (iii) and the computationally expensive but powerful data assimilation (DA) technique, which allows field-level inference without any compression of the data. We investigate fields of varying levels of non-Gaussianity, and find that field-level inference offers advantages in accuracy and precision over the 2PCF that can be extremely large. For significantly non-Gaussian fields, the precision of LBA and SBI are similar, but SBI is typically more accurate

(less “biased”). DA, which uses all the field values and captures all of the information, outperforms both and provides highly accurate and precise results. We also study weakly non-Gaussian fields, where one might expect the precision of 2PCF analyses to equal that of field-level inference, as the common lore is that the statistical properties in the limit of vanishing non-Gaussianity are completely captured by the 2PCF. This turns out not to be the case, and, although we find comparable statistical errors in the shape parameter of field correlations, DA gives much more precise measurements of the degree of non-Gaussianity.

## II. MODEL

We consider discrete two-dimensional log-normal (LN) random fields (Coles & Jones, 1991) of size  $N_{\text{pix}} \times N_{\text{pix}}$ . Such fields can be seen as variables of a Bayesian hierarchical model (BHM) represented in figure 1. Specifically, the starting point is a Gaussian random field (GRF)  $f_G$  (see Peacock & Heavens, 1985; Bardeen *et al.*, 1986) of size  $N_{\text{pix}} \times N_{\text{pix}}$ , with zero mean and a covariance matrix  $\xi_G$ . We further assume that the 2PCF  $\xi_G(r)$  is parametrised by a single variable  $\beta$ , such that

$$\mathcal{P}(f_G|\beta) = \mathcal{G}[0, \xi_G] \quad \text{with} \quad \xi_G(r) = \exp\left(-\frac{1}{4} \frac{r^2}{\beta^2}\right), \quad (1)$$

where  $r$  is the separation between two grid points, in units of pixels. The GRF  $f_G$  is made log-normal via the following transform:

$$\text{LN}(f_G, \alpha) \equiv \frac{1}{\alpha} \left[ \exp\left(\alpha f_G - \frac{1}{2} \alpha^2\right) - 1 \right], \quad (2)$$

which involves one free parameter  $\alpha$ . The final field  $f_{\text{LN}}$  is assumed to be a noisy realisation, the expectation value

<sup>a)</sup>Electronic mail: [florent.leclercq@polytechnique.org](mailto:florent.leclercq@polytechnique.org);  
<https://www.florent-leclercq.eu/>

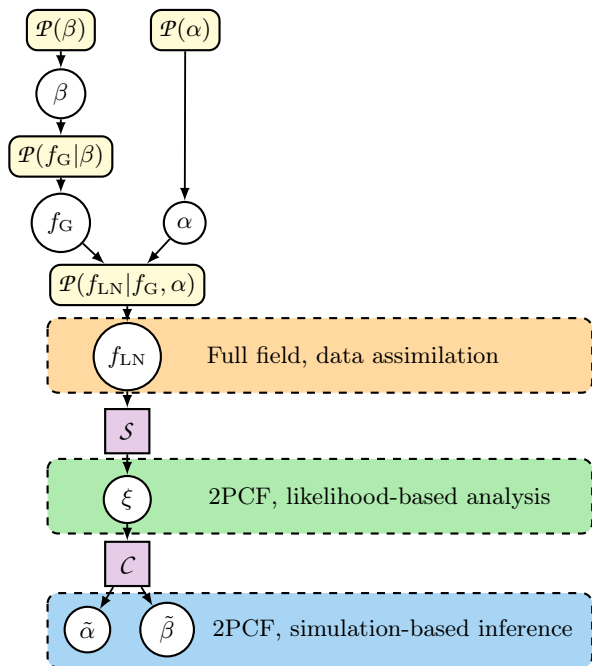


FIG. 1. Graphical representation of the Bayesian hierarchical model used in this work. The rounded yellow boxes represent probability distributions and the purple squares represent deterministic functions. Three different statistical methods, as indicated by dashed rectangles, are considered.

being given by equation (2). For simplicity, we assume a Gaussian noise model, uniform in real space, with standard deviation  $\sigma$ . Therefore,

$$\mathcal{P}(f_{\text{LN}}|f_{\text{G}}, \alpha) = \mathcal{G}[\text{LN}(f_{\text{G}}, \alpha), \text{diag}(\sigma^2)]. \quad (3)$$

We note that in equation (2), the term  $-\frac{1}{2}\alpha^2$  in the exponential ensures that the mean of  $\text{LN}(f_{\text{G}}, \alpha)$  is zero,<sup>1</sup> and the prefactor  $\frac{1}{\alpha}$  ensures that the signal to noise ratio in  $f_{\text{LN}}$  is independent of  $\alpha$ , in the limit  $\alpha \rightarrow 0$ .

Remarkably, in the absence of noise, LN fields have analytic correlation functions at all orders (Coles & Jones, 1991). In particular, their 2PCF is given by

$$\xi_{\text{LN}}(r) \equiv \frac{1}{\alpha^2} \left\{ \exp \left[ \alpha^2 \exp \left( -\frac{1}{4} \frac{r^2}{\beta^2} \right) \right] - 1 \right\}, \quad (4)$$

whose gradients with respect to  $\alpha$  and  $\beta$  are readily obtained.

$$\begin{aligned} \frac{d\xi_{\text{LN}}}{d\alpha} &= \frac{2}{\alpha} \exp \left( -\frac{1}{4} \frac{r^2}{\beta^2} \right) \exp \left[ \alpha^2 \exp \left( -\frac{1}{4} \frac{r^2}{\beta^2} \right) \right] \\ &\quad - \frac{2}{\alpha^3} \left\{ \exp \left[ \alpha^2 \exp \left( -\frac{1}{4} \frac{r^2}{\beta^2} \right) \right] - 1 \right\}, \end{aligned} \quad (5)$$

$$\frac{d\xi_{\text{LN}}}{d\beta} = -\frac{1}{2} \frac{r}{\beta^2} \exp \left( -\frac{1}{4} \frac{r^2}{\beta^2} \right) \exp \left[ \alpha^2 \exp \left( -\frac{1}{4} \frac{r^2}{\beta^2} \right) \right]. \quad (6)$$

<sup>1</sup> Normally this term is multiplied by the variance of the Gaussian field, which is unity by construction.

The equations above can be interpreted as a simple model for observations of the matter distribution in the Universe. As can be observed in equation (1),  $\beta$  captures the strength of correlations in  $f_{\text{G}}$ , and can therefore be seen as a proxy for the initial matter power spectrum. From equation (2), it appears that  $\alpha$  characterises the strength of non-Gaussianities in the final field, and therefore it can be seen as a proxy for the non-linear evolution of the matter field. Note that the signal is arbitrarily close to the original Gaussian random field  $f_{\text{G}}$  at early times, i.e. in the limit  $\alpha \rightarrow 0$ . All other physical and observational processes are modelled stochastically by the additive Gaussian noise.

Throughout this paper, we adopt  $N_{\text{pix}} = 20$ ,  $\sigma = 0.01$ , and uniform (hyper-)priors  $\mathcal{P}(\alpha)$  and  $\mathcal{P}(\beta)$  on the intervals  $[0, 2]$  and  $[0.2, 0.8]$ , respectively. We aim at inferring  $\alpha$  and  $\beta$  from observations of one or several realisations of  $f_{\text{LN}}$ , using different techniques.

### III. LIKELIHOOD-BASED ANALYSIS OF THE 2PCF

The first technique we consider is usual in cosmology, and consists in a LBA of the estimated 2PCF  $\xi^{\text{obs}}$ . Given a realisation  $f_{\text{LN}}^{\text{obs}}$  of the model, an estimator of the 2PCF is constructed by taking the outer product of  $f_{\text{LN}}^{\text{obs}}$  and itself, and then averaging these two-point correlations in different  $r$ -bins. This is a deterministic process, denoted  $\mathcal{S}$ , that compresses any field  $f_{\text{LN}}$  into a new data vector  $\xi$  of size  $N_{\xi}$ , where  $N_{\xi}$  is the number of  $r$ -bins. Formally, this can be seen as adding a layer at the bottom of the BHM, shown in green in figure 1.

Without any prior knowledge of the sampling distribution  $\mathcal{P}(\xi|\alpha, \beta)$ , we make the common assumption that it is a multivariate Gaussian distribution,

$$\mathcal{P}(\xi|\alpha, \beta, \Sigma) = \mathcal{G}[\xi_{\text{LN}}(\alpha, \beta), \Sigma], \quad (7)$$

where the expectation value is given by the analytic form of equation (4) and the covariance matrix is denoted  $\Sigma$ . With the LN model, it would be possible to compute  $\Sigma$  analytically using the expression of the four-point function. However, in this paper we adopt the more general scenario where  $\Sigma$  is unknown and can only be evaluated through the use of simulations. We further make the common assumption that  $\Sigma$  does not depend on  $\alpha$  and  $\beta$ . Given  $N_{\text{sims}}$  realisations of  $\xi$ , denoted  $\xi_i$  ( $1 \leq i \leq N_{\text{sims}}$ ),  $\Sigma$  is evaluated using the usual unbiased estimator

$$\hat{\Sigma} \equiv \frac{1}{N_{\text{sims}} - 1} \sum_{i=1}^{N_{\text{sims}}} (\xi_i - \bar{\xi}) (\xi_i - \bar{\xi})^{\text{T}}, \quad (8)$$

$$\text{where } \bar{\xi} \equiv \frac{1}{N_{\text{sims}}} \sum_{i=1}^{N_{\text{sims}}} \xi_i.$$

When estimating parameters from Gaussian-distributed data in situations where the covariance matrix is unknown and estimated from simulations, the Gaussian likelihood should be replaced by a multivariate  $t$ -distribution (Sellentin & Heavens, 2016). Thereby, the

final likelihood that we use satisfies

$$\mathcal{P}(\xi|\alpha, \beta, \hat{\Sigma}) \propto \left[ \frac{(\xi - \xi_{\text{LN}})^{\text{T}} \hat{\Sigma}^{-1} (\xi - \xi_{\text{LN}})}{N_{\text{sims}} - 1} \right]^{-\frac{N_{\text{sims}}}{2}}. \quad (9)$$

With the estimated 2PCF  $\xi^{\text{obs}}$  and uniform priors, the LBA posterior is thus  $\mathcal{P}_{\text{LBA}}(\alpha, \beta|\xi^{\text{obs}}) \propto \mathcal{P}(\xi^{\text{obs}}|\alpha, \beta, \hat{\Sigma})$ .

#### IV. SIMULATION-BASED INFERENCE USING THE 2PCF

The second technique we consider is SBI, that is to say, a likelihood-free analysis of the estimated 2PCF  $\xi^{\text{obs}}$ . Since we aim at comparing different inference techniques, the model is the same as in sections II and III for the generation of LN fields and the estimation of  $\xi$ . Only the statistical assumptions differ.

SBI is known to be difficult when the size of the data vector is large. To solve this issue, we add a compression step, denoted by  $\mathcal{C}$ . Resulting compressed variables correspond to an additional layer at the bottom of the BHM, represented in blue in figure 1. In this work, we use a compression using the score function, a generalisation of the MOPED algorithm (Heavens, Jimenez & Lahav, 2000; Alsing & Wandelt, 2018). Specifically, to compress the data, we assume that the sampling distribution of  $\xi$  is Gaussian-distributed, i.e.

$$\mathcal{L} \equiv \ln \mathcal{P}(\xi|\alpha, \beta, \Sigma) = -\frac{1}{2}(\xi - \xi_{\text{LN}})^{\text{T}} \Sigma^{-1} (\xi - \xi_{\text{LN}}) - \frac{1}{2} \ln |\Sigma|. \quad (10)$$

As we further assume that  $\Sigma$  is independent of parameters ( $\nabla \Sigma = 0$ ), the Fisher information matrix takes a simple form:

$$\mathbf{F} \equiv -\text{E} [\nabla \nabla^{\text{T}} \mathcal{L}] = \nabla \xi_{\text{LN}}^{\text{T}} \Sigma^{-1} \nabla^{\text{T}} \xi_{\text{LN}}. \quad (11)$$

Using a fiducial point  $\theta_* = (\alpha_*, \beta_*)$  in parameter space, a quasi maximum-likelihood estimator for the parameters is  $\tilde{\theta} \equiv \theta_* + \mathbf{F}_*^{-1} \nabla \mathcal{L}_*$ , where the inverse of the Fisher matrix and the gradient of the log-likelihood are evaluated at the fiducial point. In our case, the expression is therefore (Alsing & Wandelt, 2018)

$$\tilde{\theta} = \theta_* + \mathbf{F}_*^{-1} \left[ \nabla \xi_{\text{LN}*}^{\text{T}} \hat{\Sigma}^{-1} (\xi - \xi_{\text{LN}*}) \right], \quad (12)$$

with

$$\mathbf{F}_* = \nabla \xi_{\text{LN}*}^{\text{T}} \hat{\Sigma}^{-1} \nabla^{\text{T}} \xi_{\text{LN}*}. \quad (13)$$

The quasi maximum-likelihood estimator  $\tilde{\theta}$  compresses a data vector of arbitrary size to  $n$  summaries, where  $n$  is the number of target parameters of the problem (two in our case). It is an optimal compression, in the sense that it saturates the lower bound of the Fisher information inequality. Compressing simulated data  $\xi$  via equations (12) and (13) requires only the estimated covariance matrix  $\hat{\Sigma}$  already used for the LBA (equation (8)), and the gradients of the expectation value  $\nabla \xi_{\text{LN}}$ , for which we use the analytic expressions (equations (5) and (6)). It

yields two numbers that we note  $\tilde{\alpha}$  and  $\tilde{\beta}$ . Applying the same compressor  $\mathcal{C}$  to  $\xi^{\text{obs}}$  yields  $\tilde{\alpha}^{\text{obs}}$  and  $\tilde{\beta}^{\text{obs}}$ . We note that, in this section, the Gaussian assumption of equation (10) is used only for compression and not for subsequent inference. In SBI, compression can be performed under an approximate likelihood without introducing biases in the result.

By definition, SBI shall only rely on forward evaluations of the data model. In the last few years, sophisticated algorithms have been developed to drastically reduce the number of simulations needed and/or to scale to high dimension (Leclercq, 2018; Alsing, Wandelt & Feeney, 2018; Alsing *et al.*, 2019; Leclercq *et al.*, 2019). Given that we are only interested in a two-parameter problem and that our simulations are computationally very cheap, in this paper we rely on the simplest solution for SBI, namely likelihood-free rejection sampling (sometimes also known as Approximate Bayesian Computation). To do so, we replace the parametric assumption for the likelihood  $\mathcal{P}(\xi|\alpha, \beta)$  (equation (9)) by a measurement of the discrepancy between simulated  $\{\tilde{\alpha}, \tilde{\beta}\}$  and observed  $\{\tilde{\alpha}^{\text{obs}}, \tilde{\beta}^{\text{obs}}\}$  compressed data. We choose the Euclidean distance,

$$\Delta(\tilde{\alpha}, \tilde{\beta}) \equiv \sqrt{(\tilde{\alpha} - \tilde{\alpha}^{\text{obs}})^2 + (\tilde{\beta} - \tilde{\beta}^{\text{obs}})^2}. \quad (14)$$

Given a small threshold  $\varepsilon$ , the algorithm for likelihood-free rejection sampling is then to iterate many times the following procedure: draw  $(\alpha, \beta)$  from a proposal distribution (in our case, the uniform priors), simulate  $\tilde{\alpha}$  and  $\tilde{\beta}$  using the full BHM represented in figure 1, compute the discrepancy  $\Delta(\tilde{\alpha}, \tilde{\beta})$ , then accept  $(\alpha, \beta)$  as a sample of the approximate posterior if  $\Delta(\tilde{\alpha}, \tilde{\beta}) \leq \varepsilon$ , and reject it otherwise. Therefore, given  $N_{\text{sbi}}$  such tries with discrepancies  $\Delta_j(\tilde{\alpha}, \tilde{\beta})$  ( $1 \leq j \leq N_{\text{sbi}}$ ), the resulting SBI posterior satisfies

$$\mathcal{P}_{\text{SBI}}(\alpha, \beta|\tilde{\alpha}^{\text{obs}}, \tilde{\beta}^{\text{obs}}, \varepsilon) \propto \sum_{j=1}^{N_{\text{sbi}}} \mathbf{I}_{[0, \varepsilon]} \left[ \Delta_j(\tilde{\alpha}, \tilde{\beta}) \right], \quad (15)$$

where  $\mathbf{I}_{[0, \varepsilon]}$  is the indicator function of the interval  $[0, \varepsilon]$ .

#### V. FIELD-LEVEL INFERENCE VIA DATA ASSIMILATION

The third and last technique we consider is a field-level analysis, where we infer  $\alpha$  and  $\beta$  from the full observed field  $f_{\text{LN}}^{\text{obs}}$ , rather than its estimated 2PCF. Field-level inference uses all of the data to hand. This is done by sampling all the variables appearing above  $f_{\text{LN}}$  in the BHM (i.e.  $\alpha, \beta$  and  $f_{\text{G}}$ ), conditional on  $f_{\text{LN}}^{\text{obs}}$ . This means that the  $N_{\text{pix}} \times N_{\text{pix}}$  variables of  $f_{\text{G}}$ , which are latent variables of the problem in sections III and IV, now become target parameters of the problem. The full joint posterior satisfies

$$\begin{aligned} \mathcal{P}(\alpha, \beta, f_{\text{G}}|f_{\text{LN}}^{\text{obs}}) &\propto \mathcal{P}(f_{\text{LN}}^{\text{obs}}|f_{\text{G}}, \alpha, \beta) \mathcal{P}(f_{\text{G}}, \alpha, \beta) \\ &= \mathcal{P}(f_{\text{LN}}^{\text{obs}}|f_{\text{G}}, \alpha) \mathcal{P}(f_{\text{G}}|\beta) \mathcal{P}(\beta) \mathcal{P}(\alpha). \end{aligned} \quad (16)$$

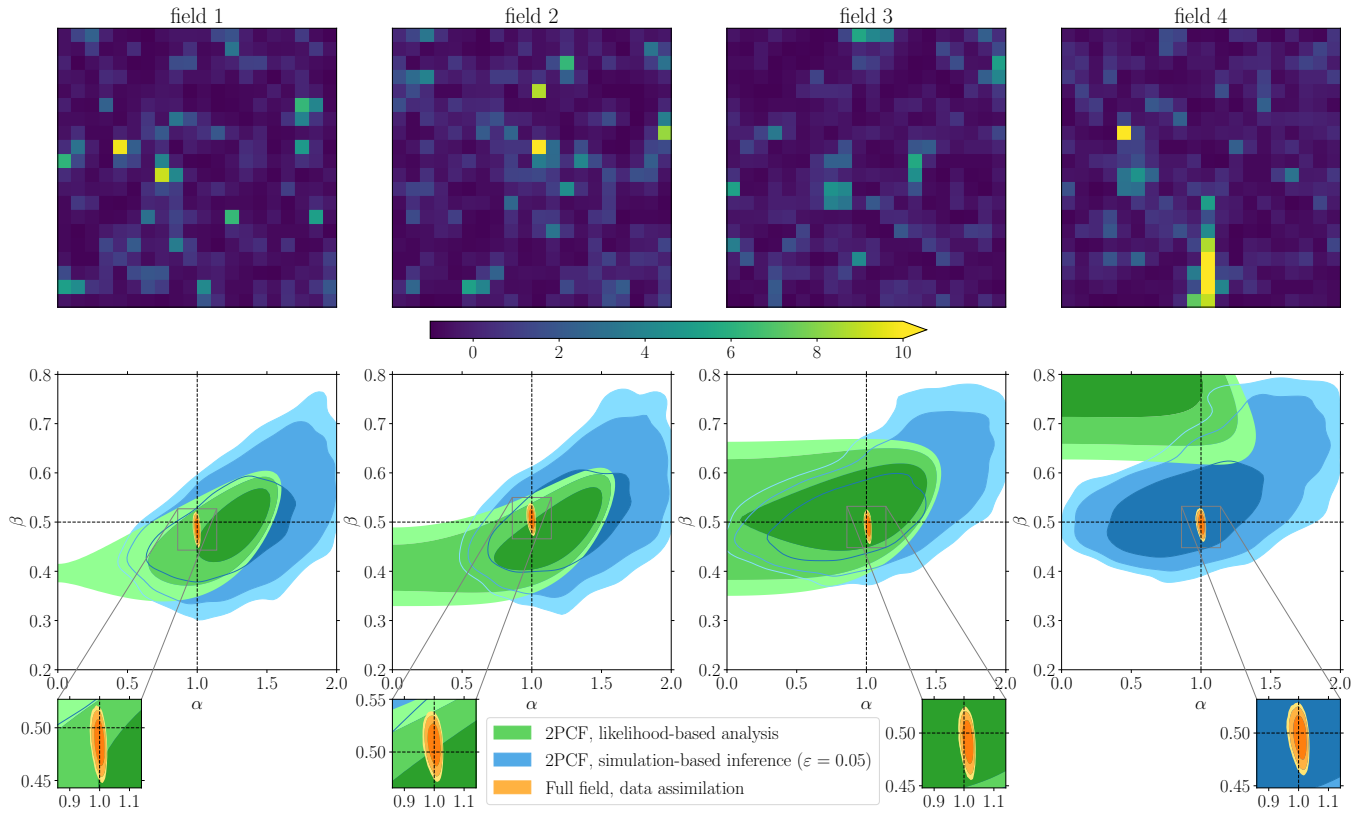


FIG. 2. Comparison of different analysis techniques for four different log-normal fields, shown in the first row. The posteriors, shown in the second row, are obtained using a likelihood-based analysis of the 2PCF (equation (9), green), simulation-based inference using the 2PCF (equation (15), blue), and data assimilation at the field level (equation (17), orange). 1-, 2- and 3 $\sigma$  contours are shown. Ground truth values are  $\alpha = 1$  and  $\beta = 0.5$ .

The first term is given by equation (3), the second by equation (1), and the third and fourth are the uniform priors. Only the probabilistic equations of the LN model (those given in section II) appear here, without any additional compression or statistical assumption. Therefore, from a mathematical point of view, field-level inference provides the exact solution to the inference problem.

Given its high dimensionality, sampling from the posterior written down in equation (16) requires advanced statistical techniques such as Hamiltonian Monte Carlo (Duane *et al.*, 1987) or more recent variants such as a No-U Turn Sampler (NUTS, Hoffman & Gelman, 2014). We refer to such techniques as data assimilation techniques, as they permit assimilation of the full observed field values  $f_{\text{LN}}^{\text{obs}}$  into the field-level LN model (equations (1)–(3)). Once samples of  $\mathcal{P}(\alpha, \beta, f_{\text{G}} | f_{\text{LN}}^{\text{obs}})$  are obtained, the DA posterior on  $\alpha$  and  $\beta$  is simply given by marginalising over the field values  $f_{\text{G}}$ ,

$$\mathcal{P}_{\text{DA}}(\alpha, \beta | f_{\text{LN}}^{\text{obs}}) = \int \mathcal{P}(\alpha, \beta, f_{\text{G}} | f_{\text{LN}}^{\text{obs}}) df_{\text{G}}, \quad (17)$$

which is trivially obtained from the sampled values of  $\alpha$  and  $\beta$ .

## VI. NUMERICAL RESULTS

In this section we present some numerical results of our comparative study.

We first analyse four different LN field realisations with ground truth values  $\alpha = 1$  and  $\beta = 0.5$ . The fields are shown in the first row of figure 2, and corresponding posteriors on  $\alpha$  and  $\beta$ , obtained with the three different methods, are shown in the second row. For the LBA of  $\xi$ , the posteriors  $\mathcal{P}_{\text{LBA}}(\alpha, \beta | \xi^{\text{obs}})$  (equation (9)) are evaluated on a regular grid of  $80 \times 80$  points and shown by the green contours. We used  $N_{\text{sims}} = 500$  simulations run at the ground truth values of  $\alpha$  and  $\beta$ , well above the number of non-empty  $r$ -bins ( $N_{\xi} = 68$ ), so as to get an accurate estimate of  $\Sigma$ . For SBI, we use the ground truth as fiducial point ( $\alpha_* = 1, \beta_* = 0.5$ ) to compress  $\xi$ . We generated a large set of  $N_{\text{sbi}} \gtrsim 1,400,000$  simulations. Such a pool size is sufficient to ensure that at least 3,000 samples are accepted when doing likelihood-free rejection sampling with  $\varepsilon = 0.05$ , for each of the four fields. The value of  $\varepsilon = 0.05$  was chosen as a compromise between reducing the marginal variance of  $\alpha$  and  $\beta$  (by decreasing  $\varepsilon$ ), and keeping a sensible acceptance rate (which goes to zero as  $\varepsilon \rightarrow 0$ ). The SBI posteriors  $\mathcal{P}_{\text{SBI}}(\alpha, \beta | \tilde{\alpha}^{\text{obs}}, \tilde{\beta}^{\text{obs}}, \varepsilon)$  (equation (15)) are shown in blue. For DA, we choose a NUTS initialised with automatic

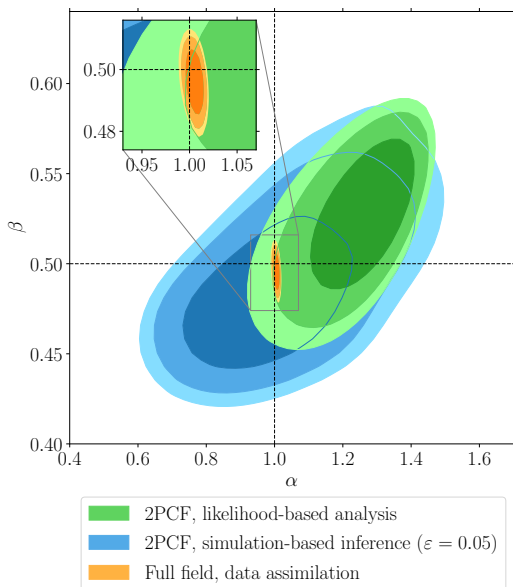


FIG. 3. The posterior from the set of four independent log-normal fields. Using the same information (the 2PCF), simulation-based inference (blue) gives more accurate results than a likelihood-based analysis (green), which presents a bias of  $\sim 2\sigma$ . Using all the data to hand, field-level inference achieves unbiased and far more precise results.

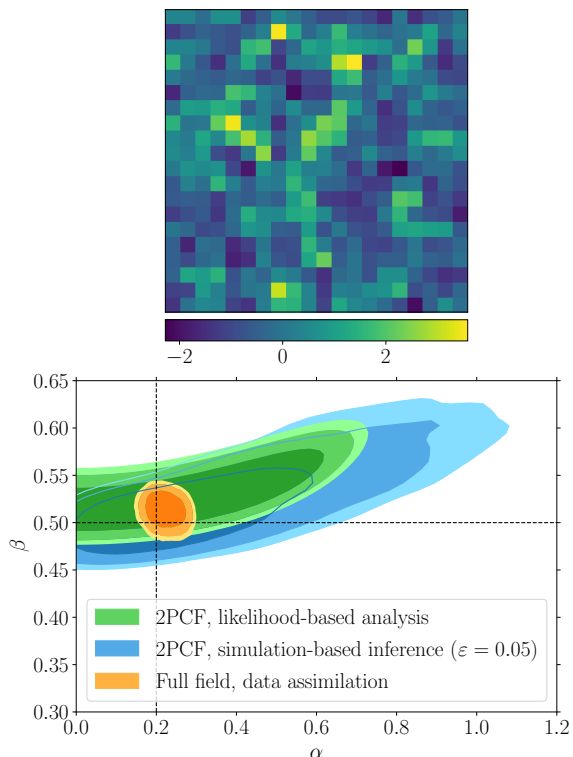


FIG. 4. As in figure 2, except for a single near-Gaussian field with  $\alpha = 0.2$ . Note that even for this almost Gaussian field, the 2PCF does not capture all the information; both a likelihood-based analysis and simulation-based inference fare well for the parameter  $\beta$ , but field-level inference is the only technique that gives precise and accurate results for  $\alpha$ .

differentiation variational inference (ADVI, [Kucukelbir et al., 2017](#)). During the initialisation phase, ADVI automatically determines a variational family for the posterior and optimises the variational objective. Quantities required for NUTS, such as gradients of the data model with respect to the parameters ( $\alpha$ ,  $\beta$ ,  $f_G$ ) and the mass matrix are also computed automatically. For each of the four fields  $f_{LN}^{obs}$ , we run 16 independent chains. We determine the length of the residual burn-in phase (usually a few thousand samples), after ADVI initialisation, by examining trace plots of the parameters. We drop this burn-in phase, and obtain samples of the high-density regions of the posteriors. We enforce sufficient convergence by making sure that, for each of the 402 parameters ( $\alpha$ ,  $\beta$  and the  $20 \times 20$  field values of  $f_G$ ), the Gelman-Rubin statistic  $\hat{R}$  is smaller than 1.05. After marginalising over  $f_G$ , the final posteriors  $\mathcal{P}_{DA}(\alpha, \beta | f_{LN}^{obs})$  (equation (17)) are shown in orange in figure 2.

Since the four fields analysed in figure 2 are independent, the final posterior for each method is obtained by multiplying the four likelihoods, and is shown in figure 3. From the second row of figure 2 and from figure 3, it appears that the incorrect assumptions made in section III for the LBA of the 2PCF can cause strong biases, particularly when the field contains outlying values (e.g. field 4). Combining different fields does not entirely solve the issue. On the contrary, SBI using the same 2PCF provides accurate results, at a comparable level of precision. As the exact mathematical solution to the problem, field-level inference via DA achieves unbiased and far more precise results. The value of  $\alpha = 1$  is rather large, so one might expect the 2PCF to lose information, but the relative performance of the field-level inference is strikingly good.

In the limit  $\alpha \rightarrow 0$ , the field becomes Gaussian, so one would expect the 2PCF (closer to a sufficient statistical summary of the field), to fare better. We investigated this hypothesis for a weakly non-Gaussian field with  $\alpha = 0.2$ , repeating the same treatment as described above. The results are shown in figure 4. In this regime, the 2PCF does capture well the spatial correlations of the field, as demonstrated by a comparable marginal variance on  $\beta$  for the three methods. However, field-level inference remains the only technique that gives precise results for the non-Gaussianity parameter  $\alpha$ . This result can be interpreted from the model: as the LN transform (equation (2)) is a pixel-by-pixel operation,  $\alpha$  is essentially one-point information, which is not captured well by the 2PCF, which is constant up to small corrections of order  $\alpha^2$  when  $\alpha \rightarrow 0$ , as is readily seen from equation (4). Consistently, from equations (5) and (6), it appears that  $d\xi_{LN}/d\alpha$  goes more rapidly to zero than  $d\xi_{LN}/d\beta$  as  $r$  increases.

## VII. DISCUSSION AND SUMMARY

In this letter, we have compared the posteriors obtained from applying three data analysis techniques to log-normal fields. The log-normal field is occasionally used as an approximation to the late-time cosmological density

field since its one-point distribution agrees approximately with that of the evolved matter density field, and by choice of the Gaussian two-point function, it can be made to agree at two-point level as well. The non-Gaussianity parameter  $\alpha$  is a proxy for non-linear growth. The three techniques we have investigated are (i) likelihood-based analysis: the standard technique of using correlation functions, with an assumption that these summary statistics are Gaussian-distributed; (ii) simulation-based inference, or likelihood-free inference, where (optimally) compressed arbitrary summary statistics are used without statistical assumptions about their distribution; and (iii) field-level inference, where the BHM is inferred in a mathematically exact way via data assimilation, and all the data are used. We find that for fields with significant non-Gaussianity, field-level inference gives far more precise and accurate posteriors than the standard LBA method, which can sometimes give highly inaccurate answers dependent on the data realisation. It is also far more precise than SBI using on the 2PCF. Even for nearly Gaussian fields, field-level inference outperforms both in precision.

We conclude that field-level inference should always be preferred to correlation functions when it is possible, particularly for non-Gaussian fields for which it gives the largest gain in precision. When field-level inference is not possible for computational considerations, simulation-based inference gives more accurate answers than the standard likelihood-based analysis, which must arise from a breakdown of the Gaussian likelihood assumption. The likelihood-based analysis also suffers from the difficulty of supplying an accurate covariance matrix, for which the parameter dependence, non-Gaussianity of the underlying field, and inclusion of super-sample covariance are challenging. Note that there are prospects for improving the precision of simulation-based inference results by including more summary statistics, such as the field skewness or its three-point function. This is also the case for likelihood-based inference, but the problems of supplying an accurate covariance matrix, and the assumption of a Gaussian likelihood, still remain.

The code and data underlying this letter are publicly available on Github, at [https://github.com/florent-leclercq/correlations\\_vs\\_field](https://github.com/florent-leclercq/correlations_vs_field).

## ACKNOWLEDGEMENTS

We thank Andrew Jaffe, Guilhem Lavaux and Benjamin Wandelt for useful discussions. This work made use of the ELFI (Lintusaari *et al.*, 2018), pyDELFI (Alsing *et al.*, 2019) and pyMC3 (Salvatier, Wiecki & Fonnesbeck, 2016) codes. This work was done within the Aquila Consortium.

## REFERENCES

- (Alsing & Wandelt, 2018) J. Alsing, B. Wandelt, *Generalized massive optimal data compression*, *Mon. Not. R. Astron. Soc.* **476**, L60 (2018), arXiv:1712.00012.
- (Alsing, Wandelt & Feeney, 2018) J. Alsing, B. Wandelt, S. Feeney, *Massive optimal data compression and density estimation for scalable, likelihood-free inference in cosmology*, *Mon. Not. R. Astron. Soc.* **477**, 2874 (2018), arXiv:1801.01497.
- (Alsing *et al.*, 2019) J. Alsing, T. Charnock, S. Feeney, B. Wandelt, *Fast likelihood-free cosmology with neural density estimators and active learning*, *Mon. Not. R. Astron. Soc.* **488**, 4440 (2019), arXiv:1903.00007 [astro-ph.CO].
- (Bardeen *et al.*, 1986) J. M. Bardeen, J. R. Bond, N. Kaiser, A. S. Szalay, *The statistics of peaks of Gaussian random fields*, *Astrophys. J.* **304**, 15 (1986).
- (Coles & Jones, 1991) P. Coles, B. Jones, *A lognormal model for the cosmological mass distribution*, *Mon. Not. R. Astron. Soc.* **248**, 1 (1991).
- (Duane *et al.*, 1987) S. Duane, A. D. Kennedy, B. J. Pendleton, D. Roweth, *Hybrid Monte Carlo*, *Physics Letters B* **195**, 216 (1987).
- (Heavens, Jimenez & Lahav, 2000) A. F. Heavens, R. Jimenez, O. Lahav, *Massive lossless data compression and multiple parameter estimation from galaxy spectra*, *Mon. Not. R. Astron. Soc.* **317**, 965 (2000), astro-ph/9911102.
- (Hoffman & Gelman, 2014) M. D. Hoffman, A. Gelman, *The No-U-Turn Sampler: Adaptively Setting Path Lengths in Hamiltonian Monte Carlo*, *J. Mach. Learn. Res.* **15**, arXiv:1111.4246 (2014), arXiv:1111.4246 [stat.CO].
- (Kucukelbir *et al.*, 2017) A. Kucukelbir, D. Tran, R. Ranganath, A. Gelman, D. M. Blei, *Automatic Differentiation Variational Inference*, *J. Mach. Learn. Res.* **18**, 1 (2017).
- (Laureijs *et al.*, 2011) R. Laureijs, J. Amiaux, S. Arduini, J. L. Auguères, J. Brinchmann, R. Cole, M. Cropper, C. Dabin, L. Duvet, A. Ealet, *et al.*, *Euclid Definition Study Report* (2011), arXiv:1110.3193 [astro-ph.CO].
- (Leclercq, 2018) F. Leclercq, *Bayesian optimization for likelihood-free cosmological inference*, *Phys. Rev. D* **98**, 063511 (2018), arXiv:1805.07152.
- (Leclercq *et al.*, 2019) F. Leclercq, W. Enzi, J. Jasche, A. Heavens, *Primordial power spectrum and cosmology from black-box galaxy surveys*, *Mon. Not. R. Astron. Soc.* **490**, 4237 (2019), arXiv:1902.10149 [astro-ph.CO].
- (Lintusaari *et al.*, 2018) J. Lintusaari, H. Vuollekoski, A. Kangasrääsiö, K. Skytén, M. Järvenpää, M. Gutmann, A. Vehtari, J. Corander, S. Kaski, *ELFI: Engine for Likelihood Free Inference*, *J. Mach. Learn. Res.* **19**, 1 (2018), arXiv:1708.00707 [stat.ML].
- (LSST Science Collaboration, 2012) LSST Science Collaboration, *Large Synoptic Survey Telescope: Dark Energy Science Collaboration* (2012), arXiv:1211.0310 [astro-ph.CO].
- (Peacock & Heavens, 1985) J. A. Peacock, A. F. Heavens, *The statistics of maxima in primordial density perturbations*, *Mon. Not. R. Astron. Soc.* **217**, 805 (1985).
- (Salvatier, Wiecki & Fonnesbeck, 2016) J. Salvatier, T. V. Wiecki, C. Fonnesbeck, *Probabilistic programming in Python using PyMC3*, *PeerJ Computer Science* **2**, e55 (2016).
- (Sellentin & Heavens, 2016) E. Sellentin, A. F. Heavens, *Parameter inference with estimated covariance matrices*, *Mon. Not. R. Astron. Soc.* **456**, L132 (2016), arXiv:1511.05969 [astro-ph.CO].