

Throat effects on shadows of Kerr-like wormholes

Shinta Kasuya and Masataka Kobayashi

Department of Mathematics and Physics, Kanagawa University, Kanagawa 259-1293, Japan

(Dated: March 29, 2021)

We revisit to investigate shadows cast by Kerr-like wormholes. The boundary of the shadow is determined by unstable circular photon orbits. We find that, in certain parameter regions, the orbit is located at the throat of the Kerr-like wormhole, which was not considered in the literature. In these cases, the existence of the throat alters the shape of the shadow significantly, and makes it possible for us to differentiate it from that of a Kerr black hole.

I. INTRODUCTION

A wormhole is a spacetime bridge connecting two separate points in spacetime [1–4]. (For early review, see [5], for example.) Astrophysically, it is plausible to regard that wormholes are rotating. One of the metric for the rotating wormhole is the Kerr-like wormhole proposed in Ref. [6]. It is important to distinguish this wormhole from the Kerr black hole, and one such way is to study shadows of the Kerr-like wormholes [7]. Remarkable attention to shadows cast by compact objects grows recently, since the Event Horizon Telescope observed the black hole shadow at the center of the galaxy M87 [8].

In this article, we revisit to investigate shadows of the Kerr-like wormhole, studied previously in Ref. [7]. The shadow boundary can be estimated by considering unstable circular photon orbits. We point out that the effects of the wormhole throat become prominent when the unstable circular photon orbits are located at the throat in certain parameter space, which was overlooked before. In these cases, the shape of the shadow is altered considerably, and thus we can figure out the differences between the shadow shapes of the Kerr-like wormhole and the Kerr black hole. In the study of the shadows of other types of the rotating wormholes [9], similar results were obtained in Ref. [10], where the throat effects on the shadows were taken into account.

The structure of the article is as follows. In the next section, we introduce the metric of the Kerr-like wormhole, and show some of its features. In Sec. III, we derive unstable circular photon orbits from the radial geodesic equation, where we recollect the results in Ref. [7] in Sec. III A, and point out that the unstable circular photon orbit can lie at the throat in some parameter regions in Sec. III B. We show the shapes of the shadows on the celestial plane with and without the effects of the throat in Sec. IV. Section V is devoted to our conclusions. We set $G = c = 1$ throughout the article.

II. KERR-LIKE WORMHOLE

The metric of the Kerr-like wormhole was constructed with slight modification from the metric of the Kerr black hole, which reads, in Boyer-Lindquist coordinates, as [6,

7]

$$ds^2 = - \left(1 - \frac{2Mr}{\Sigma} \right) dt^2 - \frac{4Mar \sin^2 \theta}{\Sigma} dt d\phi + \frac{\Sigma}{\hat{\Delta}} dr^2 + \Sigma d\theta^2 + \left(r^2 + a^2 + \frac{2Ma^2 r \sin^2 \theta}{\Sigma} \right) \sin^2 \theta d\phi^2, \quad (1)$$

where

$$\Sigma = r^2 + a^2 \cos^2 \theta, \quad (2)$$

$$\hat{\Delta} = r^2 + a^2 - 2M(1 + \lambda^2)r. \quad (3)$$

Here λ represents the deviation parameter such that the metric reduces to that of the Kerr black hole for $\lambda = 0$. M and aM respectively denote the mass and the angular momentum of the would-be Kerr black hole. This metric is a rotational version of the Schwarzschild-like wormhole proposed in Ref. [11], which is recovered by setting $a = 0$.

Instead of having an event horizon, the Kerr-like wormhole spacetime has a throat. It is evaluated by $\hat{\Delta}(r_{\text{throat}}) = 0$, so that we obtain the throat radius as [6]

$$r_{\text{throat}} = M(1 + \lambda^2) + \sqrt{M^2(1 + \lambda^2)^2 - a^2}. \quad (4)$$

The ADM mass of the Kerr-like wormhole is estimated as [7]

$$M_{\text{WH}}^{(\text{ADM})} = M(1 + \lambda^2), \quad (5)$$

as seen by an observer at the asymptotic spatial infinity.

III. UNSTABLE CIRCULAR PHOTON ORBITS

Null geodesic equations govern the trajectory of light. For stationary and axisymmetric spacetime, it is characterized by three constants: the photon energy E , angular momentum L , and the Carter constant \mathcal{K} [12]. Four null

geodesic equations are obtained as [6, 7]

$$\Sigma \frac{dt}{d\sigma} = -a(aE \sin^2 \theta - L) + \frac{(r^2 + a^2)\mathcal{P}}{\Delta}, \quad (6)$$

$$\Sigma \frac{d\phi}{d\sigma} = -\left(aE - \frac{L}{\sin^2 \theta}\right) + \frac{a\mathcal{P}}{\Delta}, \quad (7)$$

$$\Sigma \frac{dr}{d\sigma} = \pm\sqrt{\mathcal{R}}, \quad (8)$$

$$\Sigma \frac{d\theta}{d\sigma} = \pm\sqrt{\Theta}, \quad (9)$$

where σ is the affine parameter, and

$$\Delta = r^2 + a^2 - 2Mr, \quad (10)$$

$$\mathcal{P} = (r^2 + a^2)E - aL, \quad (11)$$

$$\mathcal{R} = \frac{\hat{\Delta}}{\Delta} \left\{ \mathcal{P}^2 - \Delta [\mathcal{K} + (L - aE)^2] \right\}, \quad (12)$$

$$\Theta = \mathcal{K} + \cos^2 \theta \left(a^2 E^2 - \frac{L^2}{\sin^2 \theta} \right). \quad (13)$$

We consider a wormhole connecting two regions of the spacetime, where light sources illuminate around the wormhole in one region, and there is none in the vicinity of the wormhole in the other region. In the former region, the light propagation can be divided into two categories. The first one is that the light plunges into the wormhole passing its throat away to the other region, and the second one is that the light is scattered away to the infinity in the same region. The distant observer in this region sees the bright and dark zones whose boundary is determined by that of the two categories. This dark zone is referred to as the shadow of the wormhole.

In order to find the shadow, therefore, we need to specify that boundary, which is represented by the unstable circular photon orbits around the wormhole. To this end, we rewrite the radial geodesic equation (8) as

$$\frac{1}{2} \left(\frac{dr}{d\sigma} \right)^2 + V_{\text{eff}} = 0. \quad (14)$$

Here $V_{\text{eff}}(r)$ can be regarded as the effective potential, given by

$$V_{\text{eff}} = -\frac{1}{2\Sigma^2} \mathcal{R} = -\frac{E^2 \hat{\Delta}(r) X(r)}{2 Y(r)} \equiv -\frac{E^2}{2} \tilde{V}_{\text{eff}}, \quad (15)$$

where we use the impact parameters $\xi = L/E$ and $\eta = \mathcal{K}/E^2$, and

$$X(r) = (r^2 + a^2 - a\xi)^2 - \Delta(r) [\eta + (\xi - a)^2], \quad (16)$$

$$Y(r) = \Sigma^2(r) \Delta(r). \quad (17)$$

The radius of the unstable circular photon orbit r_{ph} is derived by the conditions:

$$V_{\text{eff}}(r_{\text{ph}}) = 0, \quad V'_{\text{eff}}(r_{\text{ph}}) = 0, \quad V''_{\text{eff}}(r_{\text{ph}}) < 0, \quad (18)$$

where the prime denotes the derivative with respect to r , which leads to the conditions in terms of \tilde{V}_{eff} as

$$\tilde{V}_{\text{eff}}(r_{\text{ph}}) = 0, \quad \tilde{V}'_{\text{eff}}(r_{\text{ph}}) = 0, \quad \tilde{V}''_{\text{eff}}(r_{\text{ph}}) > 0. \quad (19)$$

Since $Y(r) \neq 0$ for $r > r_{\text{throat}}$, the first condition is satisfied for (i) $X(r_{\text{ph}}) = 0$, or (ii) $\hat{\Delta}(r_{\text{ph}}) = 0$. The case (i) was investigated in Ref. [7], but the case (ii) was overlooked. We will come back to the case (ii) in Sec. III B, and keep considering only the case (i) in the following subsection.

A. Case (i) $X(r_{\text{ph}}) = 0$

In this case, the second and third conditions read as $X'(r_{\text{ph}}) = 0$ and $X''(r_{\text{ph}}) > 0$, respectively. Then, from the first and second conditions, the impact parameters can be given in terms of r_{ph} as [7]

$$\xi = \frac{r_{\text{ph}}^2(r_{\text{ph}} - 3M) + a^2(r_{\text{ph}} + M)}{a(M - r_{\text{ph}})}, \quad (20)$$

$$\eta = \frac{4a^2 M r_{\text{ph}}^3 - r_{\text{ph}}^4 (r_{\text{ph}} - 3M)^2}{a^2(M - r_{\text{ph}})^2}.$$

The range of the radius of the unstable circular photon orbit r_{ph} is estimated as

$$r_{\text{ph}}^{(\min)} < r_{\text{ph}} < r_{\text{ph}}^{(\max)}, \quad (21)$$

where

$$r_{\text{ph}}^{(\min/\max)} = 2M \left\{ 1 + \cos \left[\frac{2}{3} \cos^{-1} \left((-/+)\frac{a}{M} \right) \right] \right\}, \quad (22)$$

which correspond to the prograde/retrograde orbits on the equatorial plane, respectively [13]. Of course, they are roots of the equation $\eta(r) = 0$.

From the third condition, $X''(r_{\text{ph}}) > 0$, r_{ph} must obey $r_{\text{ph}} > r_{3\text{rd}}$, where $r_{3\text{rd}} (> 0)$ is a root of

$$r^3 - 3Mr^2 + 3M^2r - Ma^2 = 0. \quad (23)$$

Since one can easily see that $r_{3\text{rd}} < M$, we always have $r_{\text{ph}} > r_{3\text{rd}}$.

The non-rotating case ($a = 0$) should be considered separately. In this case, we obtain the fixed unstable circular orbit and the relation between two impact parameters respectively as

$$r_{\text{ph}} = 3M, \quad \eta = 27M^2 - \xi^2. \quad (24)$$

As for the third condition in Eq.(19), η and ξ must satisfy the constraint

$$\eta < 54M^2 - \xi^2, \quad (25)$$

where we use $r_{\text{ph}} = 3M$. Here this condition is always accomplished.

Notice that the expression of the unstable circular photon orbits, (20) with (21), or (24), are exactly the same as those for the Kerr black hole whose metric is given by Eq.(1) with $\lambda = 0$. In Ref. [7], the authors used the ADM mass as the mass of the Kerr-like wormhole. Thus, when they compared the Kerr-like wormhole with the Kerr black hole with the same ADM mass, they found that the radius of the unstable circular photon orbits is smaller for the Kerr-like wormhole than that of the Kerr black, since M scales as $M_{\text{WH}}^{(\text{ADM})}/(1 + \lambda^2)$ for the Kerr-like wormhole, while the ADM mass of the Kerr black hole reads as $M_{\text{BH}}^{(\text{ADM})} = M$.¹

However, it may be more appropriate to compare the shadow shapes of the two for the same mass determined by, for example, the observations of dynamics of other surrounding objects. In this case, the mass of the wormhole/black hole should be m , which causes almost Newtonian gravity, estimated from $-g_{tt} \approx 1 - \frac{2m}{r}$.² This leads to the dynamically determined masses as $M_{\text{WH}}^{(\text{dyn})} = M_{\text{BH}}^{(\text{dyn})} = M$ in our situations. Therefore, the shadow shapes of the Kerr-like wormhole and the Kerr black hole are exactly the same if we do not take into account the throat effects.

B. Case (ii) $\hat{\Delta}(r_{\text{ph}}) = 0$

As mentioned above, it was overlooked in Ref. [7] that the radius of the unstable circular photon orbit given in Eqs.(20) with (21), or (24), would be smaller than the throat radius r_{throat} for some parameter ranges. This is the case that the unstable circular photon orbit is located at the throat:

$$r_{\text{ph}} = r_{\text{throat}}. \quad (26)$$

The throat effect starts to appear when r_{throat} becomes larger than $r_{\text{ph}}^{(\text{min})}$, and completely dominates for $r_{\text{throat}} > r_{\text{ph}}^{(\text{max})}$. These regions are depicted in Fig. 1. Red and blue lines represent $r_{\text{throat}} = r_{\text{ph}}^{(\text{min})}$ and $r_{\text{throat}} = r_{\text{ph}}^{(\text{max})}$, respectively. The throat affects the shadow partially for the parameters above the red line, and determines the shadow completely for those above the blue line.

In this case, using, in addition, the second condition in Eq.(19), which leads to $X(r_{\text{ph}}) = 0$, we obtain the relation between η and ξ as

$$\begin{aligned} \eta &= \frac{(r_{\text{throat}}^2 + a^2 - a\xi)^2}{\Delta(r_{\text{throat}})} - (\xi - a)^2 \\ &= \frac{[2M(1 + \lambda^2)r_{\text{throat}} - a\xi]^2}{2M\lambda^2 r_{\text{throat}}} - (\xi - a)^2, \end{aligned} \quad (27)$$

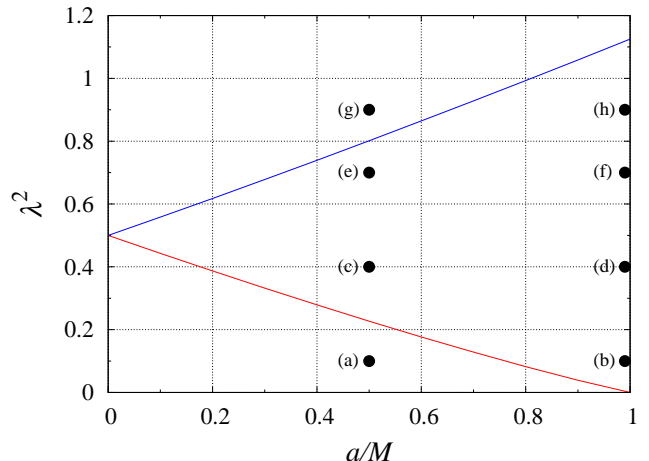


FIG. 1: Regions where the throat affects the shape of shadow in parameter space $(a/M, \lambda^2)$. Red and blue lines denote $r_{\text{throat}} = r_{\text{ph}}^{(\text{min})}$ and $r_{\text{throat}} = r_{\text{ph}}^{(\text{max})}$, respectively. Unstable circular photon orbits (20) or (24) control the shadow shapes below the red line, while the throat solely determines them above the blue line. In between, both effects form the shapes of the shadow. Dots (a) - (h) indicate the parameters used in Fig. 3.

where we use Eqs.(3) and (10) in the last line.

The third condition in Eq.(19) is reduced to $X'(r_{\text{ph}}) > 0$. This results in

$$\eta < \frac{2r_{\text{throat}}}{r_{\text{throat}} - M} [2M(1 + \lambda^2)r_{\text{throat}} - a\xi] - (\xi - a)^2. \quad (28)$$

IV. SHADOWS

The observer sees the projection of the unstable circular orbits, (20) with (21), (24), or (27), as the boundary of the wormhole shadow at the so-called observer's sky, the plane passing through the wormhole and normal to the line of sight of the observer. The celestial coordinates α and β measure the positions on this plane, and they can be written as [14]

$$\begin{aligned} \alpha &= \lim_{r_{\text{obs}} \rightarrow \infty} \left(-r^2 \sin \theta_0 \frac{d\phi}{dr} \right)_{\text{obs}}, \\ \beta &= \lim_{r_{\text{obs}} \rightarrow \infty} \left(r^2 \frac{d\theta}{dr} \right)_{\text{obs}}, \end{aligned} \quad (29)$$

where θ_0 denotes the inclination angle between the rotation axis of the wormhole and the line of sight, and the subscripts "obs" represent the values evaluated at the observer's position. Using the geodesic equations (7) - (9),

¹ We show the results using ADM masses in Appendix.

² We thank the anonymous referee for pointing this out.

we have [7]

$$\alpha = -\frac{\xi}{\sin \theta_0} = -\xi, \quad (30)$$

$$\beta = \pm \sqrt{\eta + a^2 \cos^2 \theta_0 - \frac{\xi^2}{\tan^2 \theta_0}} = \pm \sqrt{\eta},$$

where the last equalities are estimated when the observer is located on the equatorial plane ($\theta_0 = 90^\circ$).

A. Non-rotating case ($a = 0$)

It is instructive to show the non-rotating case ($a = 0$) in the first place. In this case, $r_{\text{ph}} = 3M$ for $\lambda^2 \leq \frac{1}{2}$, while $r_{\text{ph}} = r_{\text{throat}} = 2M(1 + \lambda^2)$ for $\lambda^2 > \frac{1}{2}$, and the shadow exhibits just a circle on the celestial plane as

$$\alpha^2 + \beta^2 = \begin{cases} 27M^2, & (\lambda^2 \leq \frac{1}{2}), \\ \frac{4(1 + \lambda^2)^3}{\lambda^2} M^2, & (\lambda^2 > \frac{1}{2}). \end{cases} \quad (31)$$

This is shown in Fig. 2. Red and blue lines denote the cases for $\lambda^2 > \frac{1}{2}$ and $\lambda^2 \leq \frac{1}{2}$, respectively. The solid lines show the actual radius of the shadow. Therefore, the size of the shadow becomes larger for $\lambda^2 > \frac{1}{2}$, which is the impact of the throat.

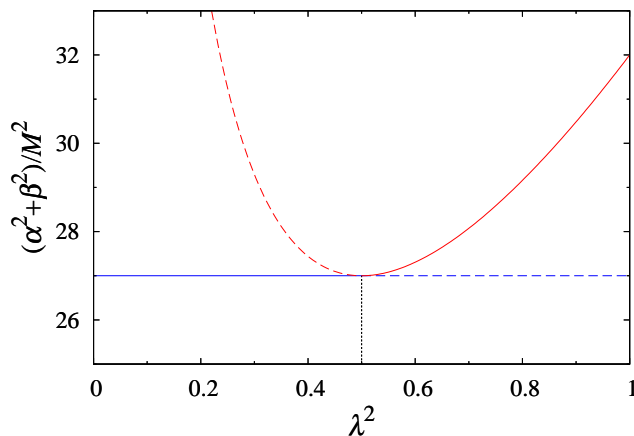


FIG. 2: Radius of the shadow on the celestial plane for $a = 0$, shown in Eq.(31). Red and blue lines represent respectively the cases with and without the effects of the throat. Solid lines express the actual sizes of the shadows.

Notice that $\lambda = 0$ reduces to the non-rotating black hole case whose shadow radius is estimated as $\alpha^2 + \beta^2 = 27M^2$, the same as that of the Schwarzschild-like wormhole for $0 < \lambda^2 \leq \frac{1}{2}$.

The third condition in Eq.(19) is rewritten as

$$\alpha^2 + \beta^2 < \begin{cases} 54M^2, & (\lambda^2 \leq \frac{1}{2}), \\ \frac{16(1 + \lambda^2)^3}{1 + 2\lambda^2} M^2, & (\lambda^2 > \frac{1}{2}), \end{cases} \quad (32)$$

where Eqs.(25) and (28) are used. Therefore, $\alpha^2 + \beta^2$ in Eq.(31) always meets this condition.³

B. Rotating case ($a \neq 0$)

Now let us move on to the general situations when the wormhole is rotating ($a \neq 0$). We consider the case when the observer is on the equatorial plane ($\theta_0 = 90^\circ$), since it is the most apparent situation to see the effect of rotation.

In order to find the shape of the shadow, we should insert the impact parameters (20) into the celestial coordinate (30), and vary the unstable circular photon radius r_{ph} in the range (21). This is the case which the throat has nothing to do with, and we show the shadow for $a = 0.5$ and $\lambda^2 = 0.1$ in solid blue line in Fig. 3(a) as an example. Note that the shape of the shadow is the same for the Kerr black hole with the same angular momentum and the same mass as the Kerr-like wormhole.

The effects of the throat on the shadow appear for larger a , which was overlooked in Ref. [7]. We show an example case with $a = 0.99$ and $\lambda^2 = 0.1$ in Fig. 3(b). Here again the shadow of the wormhole without throat effects is displayed by a solid blue line.

Red line comes newly from the effects of the wormhole throat considered in Sec. III B. Here, we put the impact parameters in Eq.(27) into celestial coordinates (30) to find the boundary on the celestial plane. Therefore, the shape of the wormhole shadow does not shrink too much for the prograde orbits because of the existence of the wormhole throat. As a result, the red line deforms the shape of the wormhole shadow so that we can distinguish between the shadows of a wormhole and a black hole.

The effects of the throat becomes more remarkable in larger λ cases. We show these cases in Fig. 3(c)-(f) and (h), where the throat effects deform the shapes of the shadows to certain extents. In these cases, the radius of the throat r_{throat} is larger than the prograde radius $r_{\text{ph}}^{(\text{min})}$, but smaller than the retrograde radius $r_{\text{ph}}^{(\text{max})}$.

Finally, the whole shadow shape is determined by the throat, for example, in the case with $a = 0.5$ and $\lambda^2 = 0.9$, shown in Fig. 3(g). In this situation, the shadow shape of the wormhole in red line is completely different from that of the black hole and the wormhole without the throat effects taken into account in blue line. Note that the shape differs also from a circle. See Eq.(27).

Note that the third condition in Eq.(19) is satisfied in all the cases. Therefore, the obtained circular photon orbits are indeed unstable.

³ Similar argument on unstable circular photon orbits was given for the $a = 0$ case in Ref. [15].

V. CONCLUSIONS

We have revisited to investigate the shadows cast by the Kerr-like wormhole. The boundary of the shadow is determined by unstable circular photon orbits. We have found that, in certain parameter regions, the orbit is located at the throat of the Kerr-like wormhole, which was not considered in the literatures. These cases take place for larger wormhole spin a and/or larger deviation parameter λ . The existence of the throat alters the shape of the shadow considerably. We can thus differentiate it from that of the Kerr black hole, which is exactly the same as that of the Kerr-like wormhole without throat effects taken into account.

On the other hand, we can get another perspective. If there are throat effects on the shadow shape, one can figure out more easily whether the observed shadow is cast by the Kerr-like wormhole or the Kerr black hole even in the case when the object mass is unknown, not determined by other observations such as by motions of objects around the wormhole/black hole.

Acknowledgments

The authors are grateful to Michiyasu Nagasawa and Naoki Tsukamoto for useful comments.

APPENDIX

For completeness, we also consider the cases when we regard the ADM mass as the wormhole mass, $M_{\text{WH}}^{(\text{ADM})} = M(1 + \lambda^2)$. Then, it is better to normalize the parameters with respect to $M_{\text{WH}}^{(\text{ADM})}$, which implies that we set $M_{\text{WH}}^{(\text{ADM})} = M_{\text{BH}}^{(\text{ADM})} = 1$, as done in Ref. [7], where they found that the shadow radius of the Kerr-like wormhole becomes smaller.

For non-rotating case, the shadow radius R on the celestial plane is written as

$$R^2 = \begin{cases} \frac{27}{(1 + \lambda^2)^2}, & (\lambda^2 \leq \frac{1}{2}), \\ \frac{4(1 + \lambda^2)}{\lambda^2}, & (\lambda^2 > \frac{1}{2}), \end{cases} \quad (33)$$

displayed in Fig. 4. $\lambda = 0$ reduces to the non-rotating black hole case whose shadow radius is $R^2 = 27$.

On the other hand, we show rotating cases in Fig. 5 for the same a and λ as in Fig. 3. We can see that the throat effects alter the shadow shapes more considerably for larger a and λ .

-
- [1] L. Flamm, *Physik. Z.* **17**, 448-454 (1916).
 - [2] A. Einstein and N. Rosen, *Phys. Rev.* **48**, 73-77 (1935).
 - [3] H. G. Ellis, *J. Math. Phys.* **14**, 104-118 (1973).
 - [4] M. S. Morris and K. S. Thorne, *Am. J. Phys.* **56**, 395-412 (1988).
 - [5] M. Visser, *Lorentzian Wormholes: From Einstein to Hawking* (AIP Press, New York, 1995).
 - [6] P. Bueno, P. A. Cano, F. Goelen, T. Hertog and B. Ver-cnocke, *Phys. Rev. D* **97**, no.2, 024040 (2018).
 - [7] M. Amir, K. Jusufi, A. Banerjee and S. Hansraj, *Class. Quant. Grav.* **36**, no.21, 215007 (2019).
 - [8] K. Akiyama *et al.* (Event Horizon Telescope Collaboration), *Astrophys. J. Lett.* **875**, L1 (2019).
 - [9] P. G. Nedkova, V. K. Tinchev and S. S. Yazadjiev, *Phys. Rev. D* **88**, no.12, 124019 (2013).
 - [10] R. Shaikh, *Phys. Rev. D* **98**, no.2, 024044 (2018); G. Gylulchev, P. Nedkova, V. Tinchev and S. Yazadjiev, *Eur. Phys. J. C* **78**, no.7, 544 (2018).
 - [11] T. Damour and S. N. Solodukhin, *Phys. Rev. D* **76**, 024016 (2007).
 - [12] B. Carter, *Phys. Rev.* **174**, 1559-1571 (1968).
 - [13] J. M. Bardeen, W. H. Press and S. A. Teukolsky, *Astrophys. J.* **178**, 347 (1972).
 - [14] I. Bray, *Phys. Rev. D* **34**, 367 (1986); S. E. Vazquez and E. P. Esteban, *Nuovo Cim. B* **119**, 489-519 (2004).
 - [15] N. Tsukamoto, *Phys. Rev. D* **101**, no.10, 104021 (2020).

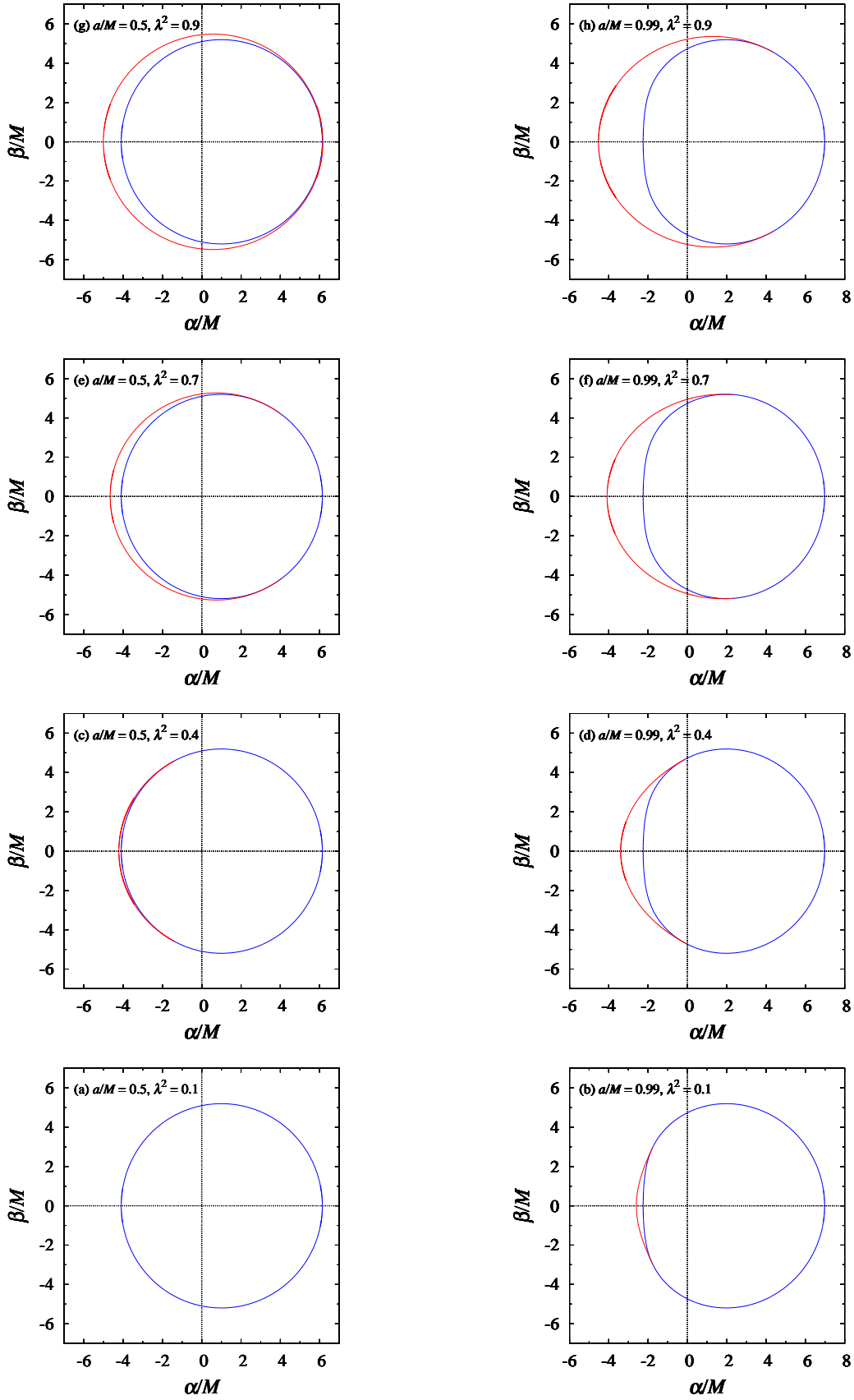


FIG. 3: Shadows of the Kerr-like wormholes on the celestial plane for $a = 0.5$ in the left row and $a = 0.99$ in the right row with $\lambda^2 = 0.1, 0.4, 0.7$, and 0.9 from the bottom to the top, respectively. (a) - (h) cases correspond to the parameters marked with dots in Fig. 1. Shadows of the wormhole without throat effects is displayed by solid blue lines, which is exactly the same as the shadows of the Kerr black hole. Red lines come from the effects of the wormhole throat.

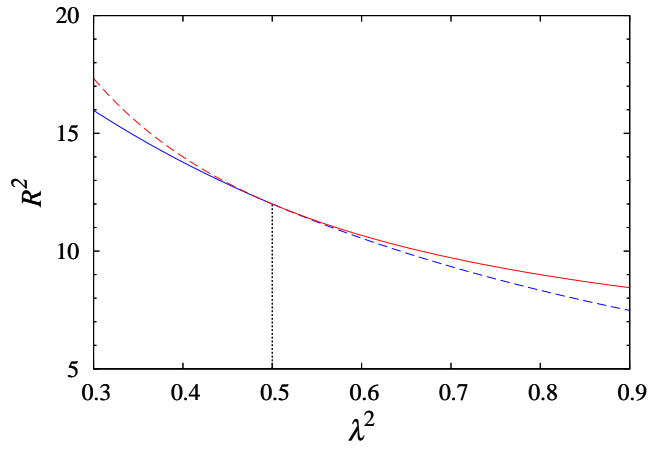


FIG. 4: Radius of the shadow on the celestial plane for $a = 0$, shown in Eq.(33). Red and blue lines represent respectively the cases with and without the effects of the throat. Solid lines express the actual sizes of the shadows. Here we set $M_{\text{WH}}^{(\text{ADM})} = 1$.

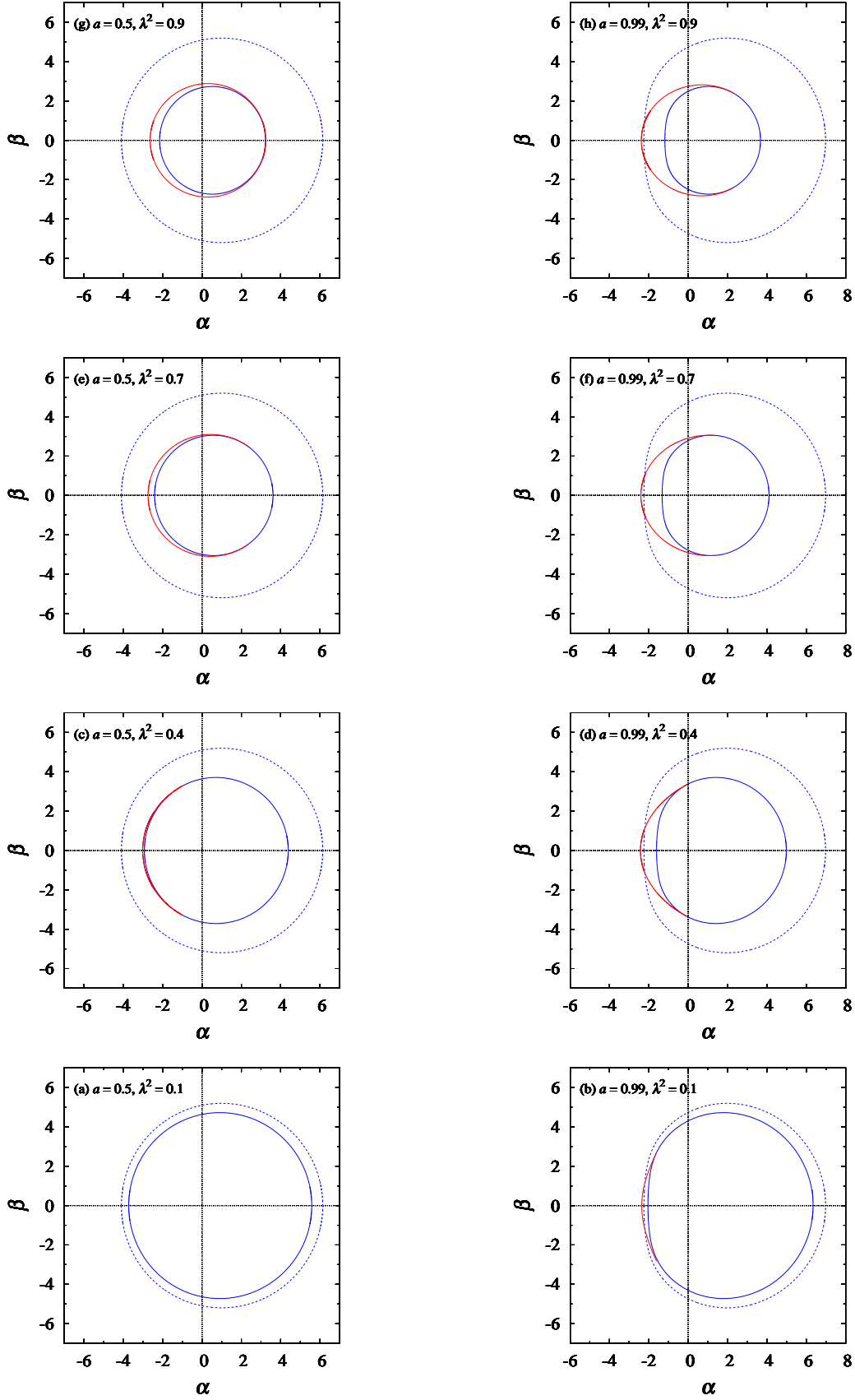


FIG. 5: Shadows of the Kerr-like wormholes on the celestial plane for $a = 0.5$ in the left row and $a = 0.99$ in the right row with $\lambda^2 = 0.1, 0.4, 0.7$, and 0.9 from the bottom to the top, respectively. (a) - (h) cases correspond to the parameters marked with dots in Fig. 1. Shadows of the wormhole without throat effects is displayed by solid blue lines, while we denote the shadows of the black hole in dashed blue lines. Red lines come from the effects of the wormhole throat. Here we set $M_{\text{WH}}^{(\text{ADM})} = M_{\text{BH}}^{(\text{ADM})} = 1$.