

Impacts of new small-scale N-body simulations on dark matter annihilations constrained from cosmological 21cm line observations

Nagisa Hiroshima,^{1,2,*} Kazunori Kohri,^{3,4,5,†} Toyokazu Sekiguchi,^{3,‡} and Ryuichi Takahashi^{6,§}

¹*Department of Physics, University of Toyama, 3190 Gofuku, Toyama 930-8555, Japan*

²*RIKEN Interdisciplinary Theoretical and Mathematical Sciences (iTHEMS), Wako, Saitama 351-0198, Japan*

³*Theory Center, IPNS, KEK, 1-1 Oho, Tsukuba, Ibaraki 305-0801, Japan*

⁴*The Graduate University for Advanced Studies (SOKENDAI), 1-1 Oho, Tsukuba, Ibaraki 305-0801, Japan*

⁵*Kavli IPMU (WPI), UTIAS, The University of Tokyo, Kashiwa, Chiba 277-8583, Japan*

⁶*Faculty of Science and Technology, Hirosaki University,*

3 Bunkyo-cho, Hirosaki, Aomori 036-8561, Japan

(Dated: September 30, 2021)

We revisit constraints on annihilating dark matter based on the cosmological global 21cm signature observed by EDGES. For this purpose, we used the numerical data of the latest N-body simulation for the first time performed by state-of-the-art standard in order to estimate the boost factor at high redshifts ($z = 10 - 100$), which enhances the annihilation of dark matter in course of structure formations. By taking into account to what fraction injected energy from dark matter annihilation contributes to ionization, excitation, and heating of intergalactic medium during dark ages, we estimated how large the global 21cm absorption can be. In the thermal freezeout scenario, we find that the dark matter masses $m_{\text{DM}} < 15$ GeV and $m_{\text{DM}} < 3$ GeV have been excluded at 95% C.L. for the modes into $b\bar{b}$ and e^+e^- , respectively, which are obtained independently of any uncertainties in local astrophysics such as observationally-fitted density profiles of dark matter halos.

PACS numbers:

I. INTRODUCTION

In scenarios of dark matter (DM) for the weakly-interacting massive particle (WIMP) [1], a DM particle with mass of the weak scale should have a thermally-averaged annihilation cross-section of the order of $\langle\sigma v\rangle = 2 \times 10^{-26} \text{cm}^3/\text{sec}$ [2, 3]. This value is called the “canonical annihilation cross-section” and is obtained to agree with the observed abundance of DM which was produced from the thermal bath in the early Universe by the thermal freezeout mechanism (e.g, see Ref. [3] and references therein). Nowadays, a lot of new experimental projects have been proposed to observe signatures of annihilating DM, which heightens the momentum toward cosmologically verifying the existence of the WIMP DM.

On the other hand, it is still an open question how density fluctuations of DM can evolve nonlinearly at high redshifts $z = \mathcal{O}(10) - \mathcal{O}(10^2)$ and form structures at small scales down to $k \sim 10^6 - 10^7 \text{Mpc}^{-1}$ because nonlinear evolution of the density fluctuations becomes important. Actually two of the authors (KK and RT) of this paper have performed the detailed N-body simulation of cold DM (CDM) in a separate paper [4]. As a result, they are suggesting that the halo formation is really sizable even at such a high redshift epoch. The results of Ref. [4] enables us to calculate the boost factor as a function of redshift with a sufficient level of precisions. It is a striking point that this result means that DM could have inevitably annihilated at the high redshifts, and the energy injection by the annihilating DM is expected to be the order of $\mathcal{O}(10^{-21}) \text{eV}/\text{sec}/\text{cm}^3$ at $z \sim 20$, which affects the absorption feature of the global 21cm line-spectrum (e.g., see Refs. [5–9] and references therein).

So far, the Experiment to Detect the Global Epoch of Reionization Signature (EDGES) collaboration reported the observational data for the absorption feature of the cosmological global 21cm line-spectrum [10] at around $z \sim 17$. In a pioneering work [6], by using this data the authors obtained upper bounds on the annihilation cross-section of DM in order not to reduce the trough of the absorption feature due to the extra heatings by the annihilations. The boost factors adopted in [6] were taken from the values from the following two papers with assuming somehow aggressive levels of model-dependent approximations: i) Ref [11] in which the Press-Schechter mass function formalism [12] with

*Electronic address: hiroshima@sci.u-toyama.ac.jp

†Electronic address: kohri@post.kek.jp

‡Electronic address: tsekiguc@post.kek.jp

§Electronic address: takahasi@hirosaki-u.ac.jp

the Navarro-Frenk-White (NFW) halo profile [13] was assumed, and ii) Ref. [15] in which a halo model with the Einasto profile [14] was assumed.¹

On contrary to those previous works, we compute the boost factor as a function of z by adopting the raw numerical data of the detailed N-body simulations at the small scales reported in [4]. By using this boost factor, we update the upper bounds on annihilating DM with the modes into W^+W^- , $b\bar{b}$, e^+e^- and $\gamma\gamma$ as conservatively as possible.

This paper is organized as follows. In Section II we review how energy injection in general affects the evolution of the intergalactic medium (IGM). In Section III we review how high energetic injection from DM annihilation is deposited into IGM. In Section IV we describe how we estimate the annihilation boost factor based on our dedicated N-body simulation. In Section V we present our results. We conclude in the final section.

II. EVOLUTION EQUATIONS OF IGM IN THE PRESENCE OF ENERGY INJECTION

In this section, we review how energy injection in general takes part in evolution of IGM. For illustrative purpose, we here follow the simple description of hydrogen in IGM based on the effective three-level atom model[28–30]. In numerical calculation we present in Section V, we adopt the recombination code `HyRec`³, which is based on the state-of-the-art effective multi-level atom model (See [31, 32] for details). We in this paper focus only on hydrogen ionization and recombination assuming helium is neutral, which should be a good approximation as long as we are interested in the Dark Ages [15] (See also [45]).

The evolution of ionization fraction, x_e , is then described by the following equation:

$$\begin{aligned} \frac{dx_e}{dt} = & -C \left[\alpha_H(T_m) x_e^2 n_H - \beta_H(T_\gamma) (1 - x_e) e^{-E_\alpha/T_\gamma} \right] \\ & + \frac{dE_{\text{inj}}}{dV dt} \frac{1}{n_H} \left[\frac{f_{\text{ion}}(t)}{E_0} + \frac{(1 - C)f_{\text{exc}}(t)}{E_\alpha} \right], \end{aligned} \quad (1)$$

where T_m and T_γ are respectively the temperatures of gas and photon, n_H is the number density of hydrogen, $E_0 \simeq 13.6\text{eV}$ is the ionization energy of hydrogen, $E_\alpha = 3E_0/4$ is the energy of Ly- α photon, α_H is the case-B recombination coefficient and β_H is the corresponding ionization rate. The Peeble's C -factor, which represents the probability that a hydrogen atom initially in the $n = 2$ shell reaches the ground state without being photoionized, is given by

$$C = \frac{\Lambda n_H (1 - x_e) + \frac{1}{2\pi^2} E_\alpha^3 H(t)}{\Lambda n_H (1 - x_e) + \frac{1}{2\pi^2} E_\alpha^3 H(t) + \beta_H n_H (1 - x_e)}, \quad (2)$$

where $\Lambda \simeq 8.23\text{s}^{-1}$ is the two-photon decay rate of the hydrogen $2s$ -state, and $H(t)$ is the Hubble expansion rate. The last term in (1) represents the effects of energy injection, which we will describe shortly after.

The evolution of the gas temperature T_m is described by the following equation:

$$\frac{dT_m}{dt} = -2H(t)T_m + \Gamma_C(T_\gamma - T_m) + \frac{dE_{\text{inj}}}{dV dt} \frac{1}{n_H} \frac{2f_{\text{heat}}(z)}{3(1 + x_e + f_{\text{He}})}, \quad (3)$$

where Γ_C is the coupling rate of T_m to T_γ , which is predominated by the Compton scattering,

$$\Gamma_C = \frac{8\sigma_T a_r T_\gamma^4}{3m_e} \frac{x_e}{1 + f_{\text{He}} + x_e}, \quad (4)$$

where σ_T is the Thomson scattering cross section, a_r is the radiation constant, m_e is the electron mass, and f_{He} is the number ratio of helium to hydrogen.

¹ About other related works to constrain DM from the data of EDGES, see also the following papers and references therein, Refs.[8, 16, 17] for annihilations, Refs.[8, 9, 18, 19] for decays, and Refs. [20–23] for DM-baryon interactions. And see also Refs. [24–26] for productions of additional photons to fit the EDGES data.

² And also see Refs. [27] for constraints on the curvature perturbation at small scales from gamma-ray and neutrino observations produced in ultracompact minihalos of annihilating dark matter at present, which were calculated analytically by the Press-Schechter formalism while keeping the annihilation cross section to be the canonical one.

³ <https://pages.jh.edu/~yalihai1/hyrec/hyrec.html>

The last term in each of Eqs. (1) and (3), which is proportional to the energy injection rate per unit volume per time, $dE_{\text{inj}}/(dVdt)$, represents the effect of energy injection. As defined in [44, 60] the coefficients $f_{\text{ion}}(t)$, $f_{\text{exc}}(t)$, and $f_{\text{heat}}(t)$ (collectively denoted by $\{f_c(t)\}$ hereafter) are the fractions of injected energy deposited into the hydrogen ionization, the hydrogen excitation and the heating of gas, respectively, which will be discussed in the next section.

III. ENERGY INJECTION AND DEPOSITION INTO IGM FROM DM ANNIHILATION

In the case of DM annihilation, the energy injection rate is given as⁴

$$\frac{dE_{\text{inj}}}{dVdt} = \bar{\rho}_{\text{DM}}^2 B(z) \frac{\langle\sigma v\rangle}{m_{\text{DM}}}, \quad (5)$$

where $\bar{\rho}_{\text{DM}}$ is the mean energy density of DM. $B(z) = \langle\rho_{\text{DM}}^2\rangle/\bar{\rho}_{\text{DM}}^2$ is the boost factor due to the inhomogeneity of DM distribution, which will be discussed in Section IV, $\langle\sigma v\rangle$ is the annihilation cross-section averaged over the phase space distribution and m_{DM} is the DM mass.

The deposition fractions $\{f_c(t)\}$ depend on particle constituents and their energy spectra from DM annihilation as well as their interaction with IGM. We compute $\{f_c(t)\}$ stepwise as follows:

1. Once the primary annihilation processes (e.g. $\text{DM} + \overline{\text{DM}} \rightarrow \text{SM} + \overline{\text{SM}}$) are specified, the standard model (SM) particle constituents and their energy spectra of the final state can be computed based on Monte Carlo event generators (e.g. PYTHIA⁵ and HERWIG⁶) which can simulate cascades of primary annihilation products into stable SM particles. In this paper, for m_{DM} above 5 GeV we adopt PYTHIA to compute the energy spectra (For details, we refer to [33–35] and reference therein).

On the other hand, for m_{DM} below 5 GeV, where we in this paper restrict ourselves to primary annihilation channels into e^+e^- and $\gamma\gamma$, we omit final state radiations and adopt monochromatic energy spectra from the primary annihilation processes. Since the fraction of energy carried by final state radiations is small and primary annihilation products efficiently deposit their energy into IGM at low energy, our treatment should be a good approximation.

2. Energetic electrons, positrons and photons ejected from DM annihilation subsequently interact with IGM. How those energetic particles lose their energy through interaction with IGM and affect ionization and heating of IGM have been studied by many authors, e.g., [11, 36–42]. Energetic electrons/positrons lose their energy on timescales shorter than the Hubble time. Meanwhile, the timescale of energetic photons above $\simeq 10^3$ eV and below $\simeq 10^{11}$ eV can be longer than the Hubble time, which requires detailed computation of energy deposition over cosmological timescales. In this paper, we adopt the results of [44]⁷, which treats the effects of energy injection at linear level. For full treatments including feedback of modification of IGM evolution in computation of $\{f_c(t)\}$ we refer to [45].

Analytically, we can estimate the energy injection rate to be

$$\begin{aligned} \frac{dE_{\text{inj}}}{dVdt} &\sim 10^{-21} \text{eV/sec/cm}^3 \\ &\times \left(\frac{B(z)}{10^2}\right) \left(\frac{1+z}{18}\right)^6 \left(\frac{\langle\sigma v\rangle}{2 \times 10^{-26} \text{cm}^3/\text{sec}}\right) \left(\frac{\Omega_{\text{DM}} h^2}{0.12}\right)^2 \left(\frac{m_{\text{DM}}}{10^2 \text{GeV}}\right)^{-1}. \end{aligned} \quad (6)$$

This order-of-magnitude energy injection rate can affect the absorption feature of the global 21cm line spectrum [5–9].

IV. N-BODY SIMULATION AND THE ANNIHILATION BOOST FACTOR

DM annihilation is enhanced by inhomogeneity in DM distribution, which can be encapsulated in the boost factor $B(z)$. Even at redshifts as high as $z \gtrsim 15$ which we are focusing on in this paper, DM fluctuations at small scales have

⁴ Here DM is assumed to be self-conjugate.

⁵ <http://home.thep.lu.se/~torbjorn/Pythia.html>

⁶ <https://herwig.hepforge.org>

⁷ <https://faun.rc.fas.harvard.edu/epsilon/>

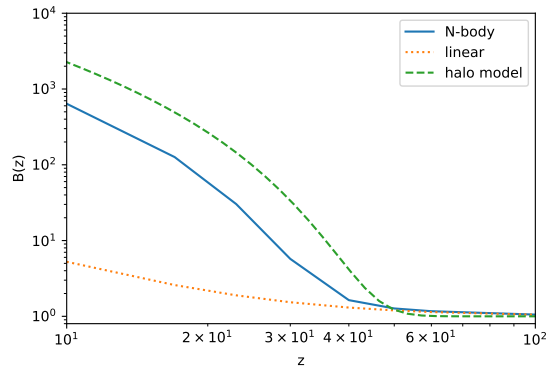


FIG. 1: Boost factors computed from linear perturbation calculations (orange dotted) and the N-body simulations (blue solid) done in Ref. [4]. For reference, we also depict $B(z)$ based on the halo model in [50], which is referred to as the "Boost 1" model in [6] (green dashed).

grown to be nonlinear. Therefore, to estimate $B(z)$, one needs to trace the nonlinear evolution of DM fluctuations. N-body simulations have been a powerful tool for this purpose.

Denoting $\delta(\mathbf{x}; z)$ as the DM density contrast at a spatial position \mathbf{x} at redshift z , the boost factor is defined as $B(z) = 1 + \langle \delta^2(\mathbf{x}; z) \rangle$. It can be recast using the Fourier transform as [51, 52]

$$B(z) = 1 + \int_0^\infty \frac{dk}{k} \Delta^2(k; z), \quad (7)$$

with $\Delta^2(k; z) \equiv k^3 P(k; z)/(2\pi^2)$ where $P(k; z)$ is the power spectrum of DM density fluctuations. The dimensionless power spectrum $\Delta^2(k; z)$ is almost flat at $k \gtrsim 10 \text{ Mpc}^{-1}$, where horizon crossing takes place during the radiation dominated era. Therefore, the expression indicates that $B(z)$ is contributed from a wide range of scales. This necessitates that N-body simulations should be performed with a variety of box-sizes, enabling DM fluctuations to be resolved at relevant scales. However, so far there have been few studies performing N-body simulations as such focusing on redshifts of our interest. In [4], some of the authors of this paper have addressed this issue by performing dedicated N-body simulations.

As presented in [4], a suite of cosmological N-body simulations with a variety of box-sizes (i.e., side lengths of cubic boxes) is performed. The box-sizes range from 1 kpc to 10 Mpc to cover a wide range of scales, $k \simeq 1\text{--}10^7 \text{ Mpc}^{-1}$. The simulations are comprised of 2560^3 collisionless particles. The initial linear power spectrum is prepared using the transfer function [53] with the free streaming damping of DM particles at $k_{\text{fs}} = 10^6 \text{ Mpc}^{-1}$ [54]. Initial conditions of the simulations are set at redshift $z = 400$ based on the second-order Lagrangian perturbation theory [55, 56]. We employed the gravity solver **Greem** [57] to follow the nonlinear gravitational evolution. To compute the boost factor, $\Delta^2(k)$ is constructed by connecting estimated DM power spectra at different wave number bands that depend on box-sizes of simulations. For more details of the simulations and analyses, we refer to [4].

Figure 1 shows $B(z)$ computed by using data of the simulations. As references, the figure also shows $B(z)$ computed based on linear perturbation theory as well as one based on the halo model in [50], which is referred to as the "Boost 1" model in [6].

Here, in the linear theory, $B(z) - 1$ simply evolves as $(1+z)^{-2}$.

Compared to other estimations, e.g. the "Boost 1" model adopted in [6] as a conservative choice, our $B(z)$ is smaller than it at $z \lesssim 50$. This results in suppressed DM annihilation rate and hence may lead to much more conservative upper bounds on dark matter annihilation cross-section.

V. RESULTS

In figure 2, we demonstrate the evolution of $x_e(z)$ and $T_m(z)$ in the presence of DM annihilation with DM mass $m_{\text{DM}} = 100 \text{ GeV}$. We here assume that there is no significant heating from astrophysical sources.

The differences between the results of the linear theory and the N-body simulation for the W^+W^- and $b\bar{b}$ emissions are larger than the ones for the line e^+e^- and $\gamma\gamma$ emissions. That is because more soft daughter electromagnetic particles such as e^+e^- or $\gamma\gamma$ are produced through cascade decays of unstable mesons and baryons in cases for the

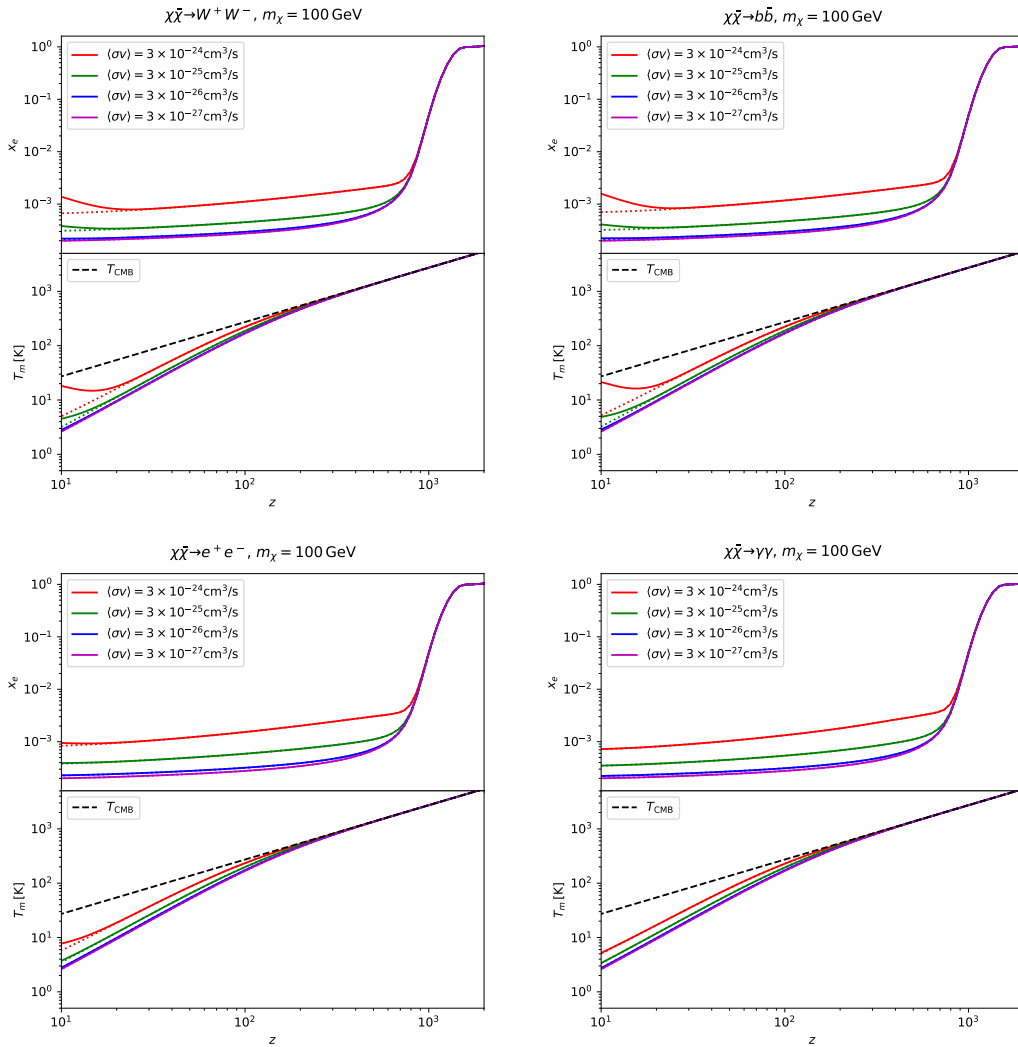


FIG. 2: Evolution of x_e and T_m in the presence of DM annihilation. From top left to bottom right, cases of annihilation channels into W^+W^- , $b\bar{b}$, e^+e^- , $\gamma\gamma$ are plotted. The DM mass m_{DM} is assumed to be 100 GeV. Annihilation cross-section $\langle\sigma v\rangle$ [cm^3/s] is taken to be 3×10^{-24} (red), 3×10^{-25} (green), 3×10^{-26} (blue) and 3×10^{-27} (magenta). The boost factor $B(z)$ is computed based on the N-body simulation (solid) and the linear perturbation theory (dotted). For reference, $T_\gamma(z)$ (black dashed) is also plotted in each panel of $T_m(z)$.

W^+W^- and $b\bar{b}$ emissions, compared with the cases for the line e^+e^- and $\gamma\gamma$ emissions. Then, the energy-deposition is more efficient for W^+W^- and $b\bar{b}$ due to the delayed deposition [46].

T_m is increased compared to cases where energy injection from dark matter annihilation is absent, which should result in modified evolution of the spin temperature, T_s , associated with the hyperfine splitting of neutral hydrogen ground states. This allows us to constrain DM annihilation cross-section from observations of differential brightness temperature of redshifted 21 cm line emission

$$T_{21\text{cm}}(z) = \frac{T_s(z) - T_\gamma(z)}{1+z} \tau_{21\text{cm}}(z), \quad (8)$$

before reionization (See e.g. [47]). The time-evolution of T_s in general depends on relative couplings of T_s with T_γ , T_m and the color temperature T_c , which is the effective temperature associated with background Lyman- α radiation. As IGM is always optically thick for Lyman- α radiation during the cosmological epoch we are interested in, it is reasonable to assume $T_c \approx T_m$. The fact that EDGES has reported a global absorption signal [10]

$$T_{21\text{cm}} = -500^{+200}_{-500} \text{ mK} \quad (99\% \text{ CL}), \quad (9)$$

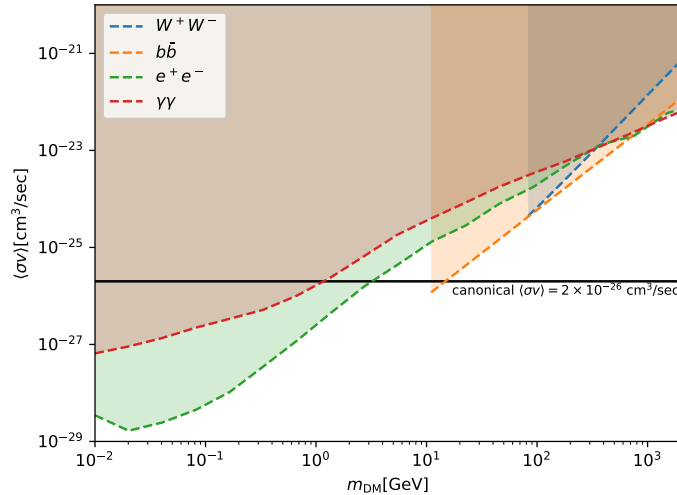


FIG. 3: Constraints on DM annihilation cross-section for the modes into W^+W^- (blue), $b\bar{b}$ (orange), e^+e^- (green) and $\gamma\gamma$ (orange). We here put the upper bound by assuming $T_{21\text{cm}} \leq -75$ mK corresponding to 2σ deviation from the baseline. The canonical WIMP cross section $\langle\sigma v\rangle = 2 \times 10^{-26}$ cm³/sec is also shown for reference (black solid line).

indicating $T_m < T_\gamma$, then the upper bounds on the DM annihilation cross-section should exist. This is because DM annihilation in general suppresses the absorption amplitude of global 21cm signals by ionizing and heating IGM. In Figure 2, the differences between the solid and dotted lines look much smaller than the ones directly-expected from the face values of the difference between the two lines in the boost factors from our N-body simulations and linear perturbation calculations in Figure 1. That is because the delayed deposition occurred as was discussed in Ref. [46, 58].

We in particular obtain conservative upper bounds on DM annihilation cross-section by maximizing the absorption amplitude in the absence of DM annihilation [6]. This can be realized by assuming no heating of IGM other than DM annihilation. We also assume tight coupling of spin temperature to gas temperature via Lyman- α pumping (Wouthuysen-Field effect [48, 49]), which can also maximize the absorption depth. Figure 3 shows upper bounds on DM annihilation cross-section based on this strategy. Our baseline calculation in the absence of DM annihilation, gives $T_{21\text{cm}} \simeq -230$ mK. We put upper bounds on the annihilation cross-section of the DM by requiring $T_{21\text{cm}} \leq -75$ mK, which correspond to the 2σ bound given uncertainties of EDGES.

From this figure, we find that the upper bounds on the annihilation cross sections, which are conservatively-obtained in this study for the $b\bar{b}$, e^+e^- and $\gamma\gamma$ modes, are milder than the ones in the results of [6]. That is because the boost factor we adopted is smaller than the ones in [6]. When we assume the canonical value of the annihilation cross-section, $\langle\sigma v\rangle = 2 \times 10^{-26}$ cm³/sec, we can exclude the masses of DM for each mode to be $m_{\text{DM}} < 15$ GeV ($b\bar{b}$), $m_{\text{DM}} < 3$ GeV (e^+e^-), and $m_{\text{DM}} < 1$ GeV ($\gamma\gamma$) at 95% C.L.

VI. CONCLUSION

In this paper we have revisited the possible constraints on annihilation cross-sections of DM from the observations on the cosmological global 21cm line-spectrum reported by EDGES. By adopting the latest data of high-redshift dark-matter halo-formations ($z = \mathcal{O}(10) - \mathcal{O}(10^2)$) performed by the detailed N-body simulations at the small scales, we have updated the boost factor of the annihilating DM due to the clumpiness.

With this updated value of the boost factor, we obtained the more conservative upper bounds on the annihilation cross-sections than the ones reported in the previous work. In this study, we can exclude the masses of DM for $m_{\text{DM}} < 15$ GeV ($m_{\text{DM}} < 3$ GeV) at 95% C.L. for the mode into $b\bar{b}$ (e^+e^-) by assuming the canonical value of the annihilation cross-section, $\langle\sigma v\rangle = 2 \times 10^{-26}$ cm³/sec. These bounds obtained from the global 21cm spectrum are cosmologically robust along with the ones from CMB [60] and BBN [59] because they do not depend on local astrophysical uncertainties.

In the future, we can improve sensitivities on the constraints on the annihilation cross-section by adopting more precise observational data which are expected to be reported by new projects such as HERA [61], SKA [62], Omnis-

cope [63] or DAPPER [64].

Acknowledgments

We thank Sai Wang for useful discussions on early stages of this work. This research was supported by JSPS KAKENHI Grant Numbers JP17H01131 (KK, TS and RT), JP15H02082 (TS), JP18H04339 (TS), JP18K03640 (TS), JP19K23446 (NH) and MEXT KAKENHI Grant Numbers JP19H05114 (KK), JP20H04750 (KK), JP20H05852 (NH), JP20H04723 (RT) and JP20H05855 (RT). Numerical computations were carried out on Cray XC50 at Center for Computational Astrophysics, National Astronomical Observatory of Japan.

-
- [1] G. Jungman, M. Kamionkowski and K. Griest, *Phys. Rept.* **267**, 195-373 (1996) doi:10.1016/0370-1573(95)00058-5 [arXiv:hep-ph/9506380 [hep-ph]].
 - [2] G. Steigman, B. Dasgupta and J. F. Beacom, *Phys. Rev. D* **86**, 023506 (2012) doi:10.1103/PhysRevD.86.023506 [arXiv:1204.3622 [hep-ph]].
 - [3] K. Saikawa and S. Shirai, *JCAP* **08**, 011 (2020) doi:10.1088/1475-7516/2020/08/011 [arXiv:2005.03544 [hep-ph]].
 - [4] R. Takahashi and K. Kohri, arXiv:2107.00897 [astro-ph.CO].
 - [5] V. Poulin, J. Lesgourgues and P. D. Serpico, *JCAP* **03**, 043 (2017) [arXiv:1610.10051 [astro-ph.CO]].
 - [6] G. D'Amico, P. Panci and A. Strumia, *Phys. Rev. Lett.* **121** (2018) no.1, 011103 doi:10.1103/PhysRevLett.121.011103 [arXiv:1803.03629 [astro-ph.CO]].
 - [7] O. Mena, S. Palomares-Ruiz, P. Villanueva-Domingo and S. J. Witte, *Phys. Rev. D* **100**, no.4, 043540 (2019) [arXiv:1906.07735 [astro-ph.CO]].
 - [8] H. Liu, W. Qin, G. W. Ridgway and T. R. Slatyer, [arXiv:2008.01084 [astro-ph.CO]].
 - [9] B. Bolliet, J. Chluba and R. Battye, [arXiv:2012.07292 [astro-ph.CO]].
 - [10] J. D. Bowman, A. E. E. Rogers, R. A. Monsalve, T. J. Mozdzen and N. Mahesh, *Nature* **555**, no.7694, 67-70 (2018) doi:10.1038/nature25792 [arXiv:1810.05912 [astro-ph.CO]].
 - [11] E. Ripamonti, M. Mapelli and A. Ferrara, *Mon. Not. Roy. Astron. Soc.* **374**, 1067-1077 (2007) doi:10.1111/j.1365-2966.2006.11222.x [arXiv:astro-ph/0606482 [astro-ph]].
 - [12] Press, W. H., Schechter, P. 1974. *Astrophys. J.* **187**, 425 (1974) doi:10.1086/152650
 - [13] Navarro, J. F., Frenk, C. S., and White, S. D. M. *Astrophys. J.* **490**, 493 (1997) doi:10.1086/304888
 - [14] Einasto, J. *Trudy Astrofizicheskogo Instituta Alma-Ata*, **5**, 87(1965)
 - [15] H. Liu, T. R. Slatyer and J. Zavala, *Phys. Rev. D* **94**, no.6, 063507 (2016) doi:10.1103/PhysRevD.94.063507 [arXiv:1604.02457 [astro-ph.CO]].
 - [16] Y. Yang, *Phys. Rev. D* **98**, no.10, 103503 (2018) [arXiv:1803.05803 [astro-ph.CO]].
 - [17] L. B. Jia and X. Liao, *Phys. Rev. D* **100**, no.3, 035012 (2019) [arXiv:1906.00559 [hep-ph]].
 - [18] S. Clark, B. Dutta, Y. Gao, Y. Z. Ma and L. E. Strigari, *Phys. Rev. D* **98**, no.4, 043006 (2018) doi:10.1103/PhysRevD.98.043006 [arXiv:1803.09390 [astro-ph.HE]].
 - [19] A. Mitridate and A. Podo, *JCAP* **05**, 069 (2018) doi:10.1088/1475-7516/2018/05/069 [arXiv:1803.11169 [hep-ph]].
 - [20] H. Tashiro, K. Kadota and J. Silk, *Phys. Rev. D* **90**, no.8, 083522 (2014) [arXiv:1408.2571 [astro-ph.CO]].
 - [21] W. L. Xu, C. Dvorkin and A. Chael, *Phys. Rev. D* **97**, no.10, 103530 (2018) [arXiv:1802.06788 [astro-ph.CO]].
 - [22] J. B. Muñoz and A. Loeb, *Nature* **557**, no.7707, 684 (2018) doi:10.1038/s41586-018-0151-x [arXiv:1802.10094 [astro-ph.CO]].
 - [23] T. R. Slatyer and C. L. Wu, *Phys. Rev. D* **98**, no.2, 023013 (2018) doi:10.1103/PhysRevD.98.023013 [arXiv:1803.09734 [astro-ph.CO]].
 - [24] M. Pospelov, J. Pradler, J. T. Ruderman and A. Urbano, *Phys. Rev. Lett.* **121**, no.3, 031103 (2018) [arXiv:1803.07048 [hep-ph]].
 - [25] T. Moroi, K. Nakayama and Y. Tang, *Phys. Lett. B* **783**, 301-305 (2018) [arXiv:1804.10378 [hep-ph]].
 - [26] S. Yoshiura, K. Takahashi and T. Takahashi, *Phys. Rev. D* **98**, no.6, 063529 (2018) doi:10.1103/PhysRevD.98.063529 [arXiv:1805.11806 [astro-ph.CO]].
 - [27] T. Nakama, T. Suyama, K. Kohri and N. Hiroshima, *Phys. Rev. D* **97**, no.2, 023539 (2018) [arXiv:1712.08820 [astro-ph.CO]].
 - [28] P. J. E. Peebles, *Astrophys. J.* **153**, 1 (1968) doi:10.1086/149628.
 - [29] Y. B. Zeldovich, V. G. Kurt and R. A. Sunyaev, *Sov. Phys. JETP* **28**, 146 (1969).
 - [30] S. Seager, D. D. Sasselov and D. Scott, *Astrophys. J. Suppl.* **128**, 407-430 (2000) doi:10.1086/313388 [arXiv:astro-ph/9912182 [astro-ph]].
 - [31] Y. Ali-Haïmoud and C. M. Hirata, *Phys. Rev. D* **83**, 043513 (2011) doi:10.1103/PhysRevD.83.043513 [arXiv:1011.3758 [astro-ph.CO]].
 - [32] J. Chluba and R. M. Thomas, *Mon. Not. Roy. Astron. Soc.* **412**, 748 (2011) doi:10.1111/j.1365-2966.2010.17940.x [arXiv:1010.3631 [astro-ph.CO]].

- [33] T. Sjostrand, S. Mrenna and P. Z. Skands, *Comput. Phys. Commun.* **178**, 852-867 (2008) doi:10.1016/j.cpc.2008.01.036 [arXiv:0710.3820 [hep-ph]].
- [34] M. Bahr, S. Gieseke, M. A. Gigg, D. Grellscheid, K. Hamilton, O. Latunde-Dada, S. Platzer, P. Richardson, M. H. Seymour, A. Sherstnev and B. R. Webber, *Eur. Phys. J. C* **58**, 639-707 (2008) doi:10.1140/epjc/s10052-008-0798-9 [arXiv:0803.0883 [hep-ph]].
- [35] T. Sjostrand, S. Ask, J. R. Christiansen, R. Corke, N. Desai, P. Ilten, S. Mrenna, S. Prestel, C. O. Rasmussen and P. Z. Skands, *Comput. Phys. Commun.* **191**, 159-177 (2015) doi:10.1016/j.cpc.2015.01.024 [arXiv:1410.3012 [hep-ph]].
- [36] J. M. Shull, and M. E. van Steenberg, *Astrophys. J.* **298**, 268 (1985).
- [37] X. L. Chen and M. Kamionkowski, *Phys. Rev. D* **70**, 043502 (2004) doi:10.1103/PhysRevD.70.043502 [arXiv:astro-ph/0310473 [astro-ph]].
- [38] N. Padmanabhan and D. P. Finkbeiner, *Phys. Rev. D* **72**, 023508 (2005) doi:10.1103/PhysRevD.72.023508 [arXiv:astro-ph/0503486 [astro-ph]].
- [39] T. Kanzaki and M. Kawasaki, *Phys. Rev. D* **78**, 103004 (2008) doi:10.1103/PhysRevD.78.103004 [arXiv:0805.3969 [astro-ph]].
- [40] T. R. Slatyer, N. Padmanabhan and D. P. Finkbeiner, *Phys. Rev. D* **80**, 043526 (2009) doi:10.1103/PhysRevD.80.043526 [arXiv:0906.1197 [astro-ph.CO]].
- [41] T. Kanzaki, M. Kawasaki and K. Nakayama, *Prog. Theor. Phys.* **123**, 853-865 (2010) doi:10.1143/PTP.123.853 [arXiv:0907.3985 [astro-ph.CO]].
- [42] C. Evoli, M. Valdes, A. Ferrara and N. Yoshida, *Mon. Not. Roy. Astron. Soc.* **422**, 420-433 (2012) doi:10.1111/j.1365-2966.2012.20624.x
- [43] T. R. Slatyer, *Phys. Rev. D* **93**, no.2, 023527 (2016) doi:10.1103/PhysRevD.93.023527 [arXiv:1506.03811 [hep-ph]].
- [44] T. R. Slatyer, *Phys. Rev. D* **93**, no.2, 023521 (2016) doi:10.1103/PhysRevD.93.023521 [arXiv:1506.03812 [astro-ph.CO]].
- [45] H. Liu, G. W. Ridgway and T. R. Slatyer, *Phys. Rev. D* **101**, no.2, 023530 (2020) doi:10.1103/PhysRevD.101.023530 [arXiv:1904.09296 [astro-ph.CO]].
- [46] H. Liu and T. R. Slatyer, *Phys. Rev. D* **98**, no.2, 023501 (2018) doi:10.1103/PhysRevD.98.023501 [arXiv:1803.09739 [astro-ph.CO]].
- [47] S. Furlanetto, S. P. Oh and F. Briggs, *Phys. Rept.* **433**, 181-301 (2006) doi:10.1016/j.physrep.2006.08.002 [arXiv:astro-ph/0608032 [astro-ph]].
- [48] S. A. Wouthuysen, *Astron. J.* **57** 31–32 (1952).
- [49] G. B. Field, *Astrophys. J.* **129** 536 (1959).
- [50] C. Evoli, A. Mesinger and A. Ferrara, *JCAP* **11**, 024 (2014) doi:10.1088/1475-7516/2014/11/024 [arXiv:1408.1109 [astro-ph.HE]].
- [51] P. D. Serpico, E. Sefusatti, M. Gustafsson and G. Zaharijas, *Mon. Not. Roy. Astron. Soc.* **421**, L87 (2012) doi:10.1111/j.1745-3933.2011.01212.x [arXiv:1109.0095 [astro-ph.CO]].
- [52] E. Sefusatti, G. Zaharijas, P. D. Serpico, D. Theurel and M. Gustafsson, *Mon. Not. Roy. Astron. Soc.* **441**, 1861 (2014) doi:10.1093/mnras/stu686 [arXiv:1401.2117 [astro-ph.CO]].
- [53] K. Yamamoto, N. Sugiyama, and H. Sato, *Astrophys. J.* **501**, 442 (1998) doi:10.1086/305841 [arXiv: astro-ph/9709247 [astro-ph]].
- [54] A. M. Green, S. Hofmann and D. J. Schwarz, *Mon. Not. Roy. Astron. Soc.* **353**, L23 (2004) doi:10.1111/j.1365-2966.2004.08232.x [arXiv:astro-ph/0309621 [astro-ph]].
- [55] M. Crocce, S. Pueblas and R. Scoccimarro, *Mon. Not. Roy. Astron. Soc.* **373**, 369 (2006) doi:10.1111/j.1365-2966.2006.11040.x [arXiv:astro-ph/0606505 [astro-ph]].
- [56] T. Nishimichi, A. Shirata, A. Taruya, K. Yahata, S. Saito, Y. Suto, R. Takahashi, N. Yoshida, T. Matsubara, N. Sugiyama, I. Kayo, Y. Jing, and K. Yoshikawa, *Publ. Astron. Soc. Jpn.* **61**, 321 (2009) doi:10.1093/pasj/61.2.321 [arXiv:0810.0813 [astro-ph]].
- [57] T. Ishiyama, T. Fukushima, and J. Makino, *Publ. Astron. Soc. Jpn.* **61**, 1319 (2009) doi:10.1093/pasj/61.6.1319 [arXiv:0910.0121 [astro-ph.IM]].
- [58] R. Basu, S. Banerjee, M. Pandey and D. Majumdar, [arXiv:2010.11007 [astro-ph.CO]].
- [59] M. Kawasaki, K. Kohri, T. Moroi and Y. Takaesu, *Phys. Lett. B* **751**, 246-250 (2015) [arXiv:1509.03665 [hep-ph]].
- [60] T. R. Slatyer, *Phys. Rev. D* **93**, no.2, 023527 (2016) [arXiv:1506.03811 [hep-ph]].
- [61] A. P. Beardsley, M. F. Morales, A. Lidz, M. Malloy and P. M. Sutter, *Astrophys. J.* **800**, no.2, 128 (2015) [arXiv:1410.5427 [astro-ph.CO]].
- [62] <https://www.skatelescope.org>
- [63] M. Tegmark and M. Zaldarriaga, *Phys. Rev. D* **82** (2010) 103501 [arXiv:0909.0001].
- [64] J. Burns, S. Bale, R. Bradley, Z. Ahmed, S. W. Allen, J. Bowman, S. Furlanetto, R. MacDowall, J. Mirocha and B. Nhan, *et al.* [arXiv:2103.05085 [astro-ph.CO]].