

MONTE CARLO ALGORITHM FOR THE EXTREMA OF TEMPERED STABLE PROCESSES

JORGE I. GONZÁLEZ CÁZARES & ALEKSANDAR MIJATOVIĆ

ABSTRACT. We develop a novel Monte Carlo algorithm for the vector consisting of the supremum, the time at which the supremum is attained and the position of an exponentially tempered Lévy process. The algorithm, based on the increments of the process without tempering, converges geometrically fast (as a function of the computational cost) for discontinuous and locally Lipschitz functions of the vector. We prove that the corresponding multilevel Monte Carlo estimator has optimal computational complexity (i.e. of order ϵ^{-2} if the mean squared error is at most ϵ^2) and provide its central limit theorem (CLT). Using the CLT we construct confidence intervals for barrier option prices and various risk measures based on drawdown under the tempered stable (CGMY) model calibrated/estimated on real-world data. We provide non-asymptotic and asymptotic comparisons of our algorithm with existing approximations, leading to rule-of-thumb guidelines for users to the best method for a given set of parameters, and illustrate its performance with numerical examples.

1. INTRODUCTION

1.1. Setting and motivation. The class of tempered stable processes is very popular in the financial modelling of asset prices of risky assets, see e.g. [CT15]. A tempered stable process $X = (X_t)_{t \geq 0}$ naturally address the shortcomings of diffusion models by allowing the large (often heavy-tailed and asymmetric) sudden movements of the asset price observed in the markets, while preserving the exponential moments required in exponential Lévy models $S_0 e^X$ of asset prices [CGMY02, Sch03, Kou14, CT15]. Of particular interest in this context are the expected drawdown (the current decline from a historical peak) and its duration (the elapsed time since the historical peak), see e.g. [Sor03, Vec06, CZH11, BPP17, LLZ17], as well as barrier option prices [ACU02, Sch06, KL09, GX17] and the estimation of ruin probabilities in insurance [Mor03, KKM04, LZZ15]. In these application areas, the key quantities are the historic maximum \bar{X}_T at time T , the time $\tau_T(X)$ at which this maximum was attained during the time interval $[0, T]$ and the value X_T of the process X at time T .

2010 *Mathematics Subject Classification.* 60G51, 65C05.

Key words and phrases. supremum, tempered, Lévy process, simulation, Monte Carlo estimation, geometric convergence, multilevel Monte Carlo.

In this paper we focus on the Monte Carlo estimation of $\mathbb{E}[g(X_T, \overline{X}_T, \tau_T(X))]$, where the payoff g is discontinuous or locally Lipschitz, covering the aforementioned applications. We construct a novel algorithm TSB-Alg, applicable to a tempered Lévy process, if the increments of the process without tempering can be simulated, which clearly holds for the tempered stable processes X . We show that the bias of TSB-Alg decays geometrically fast in its computational cost for functions g that are either locally Lipschitz, or discontinuous (see Subsection 3 for details). We prove that the corresponding multilevel Monte Carlo estimator has optimal computational complexity (i.e. of order ϵ^{-2} if the mean squared error is at most ϵ^2) and establish its central limit theorem (CLT). Using the CLT we construct confidence intervals for barrier option prices and various risk measures based on drawdown under the tempered stable (CGMY) model. TSB-Alg combines the stick-breaking algorithm in [GCMUB21] with the exponential change-of-measure for Lévy processes, also applied in [PT06] for the Monte Carlo pricing of European options.

1.2. Comparison with the literature. The stick-breaking (SB) representation (see (2.2) below) was used in [GCMUB21] to obtain an approximation χ_n of $\chi := (X_T, \overline{X}_T, \tau_T(X))$ that converges geometrically fast in the computational cost when the increments of X can be simulated exactly. In [GCM20], the same representation was used in conjunction with a small-jump Gaussian approximation for more general processes. In the present work we address a situation in between the two aforementioned papers using TSB-Alg below. TSB-Alg preserves the geometric convergence in the computational cost of SB-Alg but is applicable to general tempered stable processes, unlike SB-Alg.

Under the assumption that the increments of the Lévy process X can be simulated, the algorithm SB-Alg in [GCMUB21] outperforms other algorithms for which the computational complexity analysis has been done. For instance, the computational complexity analyses for the procedures presented in [FLT14, KK16], applicable to tempered stable processes of finite variation, have not been done and we cannot compare directly against them. If the increments cannot be sampled, one generally uses the Gaussian approximation of small jumps, in which case the algorithm SBG-Alg in [GCM20] outperforms its competitors. In this sense, it suffices to compare TSB-Alg below with those two. Table 1 shows the asymptotic computational complexities of the corresponding Monte Carlo (MC) and multilevel Monte Carlo (MLMC) estimators based on TSB-Alg, SB-Alg and SBG-Alg.

In those cases, simulation algorithms provide a natural alternative [PT06, Che11, GX17, GCMUB21, GCM20]. Exact simulation of the drawdown is currently out of reach. Among the approximate simulation algorithms, the recently developed stick-breaking (SB) approximation [GCMUB21] is the fastest in terms of its computational complexity, as it samples from the law of $(X_T, \overline{X}_T, \tau_T(X))$ with a geometrically decaying bias. However, like most approximate simulation algorithms for a

Estimator	Monte Carlo		Multilevel Monte Carlo	
	Finite variation	Infinite variation	Finite variation	Infinite variation
TSB-Alg	$\mathcal{O}(\epsilon^{-2} \log(1/\epsilon))$	$\mathcal{O}(\epsilon^{-2} \log(1/\epsilon))$	$\mathcal{O}(\epsilon^{-2})$	$\mathcal{O}(\epsilon^{-2})$
SB Algorithm	$\mathcal{O}(\epsilon^{-2} \log(1/\epsilon))$	NA	$\mathcal{O}(\epsilon^{-2})$	NA
SBG-Alg	$\mathcal{O}(\epsilon^{-2-\beta_*})$	$\mathcal{O}(\epsilon^{-2-\beta_*})$	$\mathcal{O}(\epsilon^{-2})$	$\mathcal{O}(\epsilon^{-2\beta_*})$

TABLE 1. Computational complexities of MC and MLMC estimators. For SBG-Alg, the results only apply assuming that the payoff is locally Lipschitz (see [GCM20, Subsec. 4.2.1]), otherwise, the corresponding complexities are larger. The index β_* , defined in (5.2) below, is *slightly* larger than the Blumenthal-Gettoor index β .

statistic of the entire trajectory, it is only valid for Lévy process whose increments can be sampled, an assumption not satisfied by tempered stable models of infinite variation, making a direct application of the algorithm in [GCMUB21] infeasible. The stick-breaking Gaussian (SBG) approximation [GCM20] is applicable to tempered stable processes; however, the algorithm has only polynomial decay in its computational complexity.

1.3. Organisation. The remainder of the paper is structured as follows. In Section 2 we recall the SB representation and construct TSB-Alg. In Section 3 we describe the geometric decay of the bias and the strong error in L^p and explain what the computational complexities of the MC and MLMC estimators are. In Subsection 3.3 we provide an in-depth comparison of TSB-Alg with the SB and SBG algorithms, identifying where each algorithm outperforms the others. In Section 4 we consider the case of tempered stable processes and illustrate with numerical examples the previously described results.

2. THE TEMPERED STICK-BREAKING ALGORITHM

Let $T > 0$ be a time horizon and $\boldsymbol{\lambda} = (\lambda_+, \lambda_-) \in \mathbb{R}_+^2$ a vector with non-negative coordinates, different from the origin $\mathbf{0} = (0, 0)$. A generating (or Lévy) triplet $(\sigma^2, \nu_{\boldsymbol{\lambda}}, b_{\boldsymbol{\lambda}})$ (see [Sat13, Def. 8.2] for definition) of a tempered Lévy process $X = (X_t)_{t \in [0, T]}$ is given by

$$(2.1) \quad \nu_{\boldsymbol{\lambda}}(dx) := e^{-\lambda_{\text{sgn}(x)}|x|} \nu(dx) \quad \text{and} \quad b_{\boldsymbol{\lambda}} := b + \int_{(-1,1)} x(e^{-\lambda_{\text{sgn}(x)}|x|} - 1) \nu(dx),$$

where $\sigma^2 \in \mathbb{R}_+$, $b \in \mathbb{R}$ and ν is a Lévy measure on $\mathbb{R} \setminus \{0\}$, i.e. ν satisfies $\int_{(-1,1)} x^2 \nu(dx) < \infty$ and $\nu(\mathbb{R} \setminus (-1, 1)) < \infty$ (all Lévy triplets in this paper are given with respect to the cutoff function $x \mapsto \mathbb{1}_{(-1,1)}(x)$ and the sign function in (2.1) is defined as $\text{sgn}(x) := \mathbb{1}_{\{x>0\}} - \mathbb{1}_{\{x<0\}}$). The triplet $(\sigma^2, \nu_{\boldsymbol{\lambda}}, b_{\boldsymbol{\lambda}})$ determines uniquely the law of X , see e.g. [Sat13, Thms 7.10 & 8.1].

Our aim is to sample from the law of the statistic $(X_T, \overline{X}_T, \tau_T)$ consisting of the position X_T of the process X at T , the supremum $\overline{X}_T := \sup\{X_s : s \in [0, T]\}$ of X on the time interval $[0, T]$ and the time $\tau_T := \inf\{s \in [0, T] : \overline{X}_s = \overline{X}_T\}$ at which the supremum was attained in $[0, T]$. By [GCMUB21, Thm 1] there exists a coupling (X, Y, ℓ) under a probability measure \mathbb{P}_λ , such that $\ell = (\ell_n)_{n \in \mathbb{N}}$ is a stick-breaking process on $[0, T]$ based on the uniform law $U(0, 1)$ (i.e. $L_0 := T$, $L_n := L_{n-1}U_n$ and $\ell_n := L_{n-1} - L_n$ for $n \in \mathbb{N}$ where U_n are iid $U(0, 1)$), independent of the Lévy process Y with law equal to that of X , and the SB representation holds \mathbb{P}_λ -a.s.:

$$(2.2) \quad \chi := (X_T, \overline{X}_T, \tau_T) = \sum_{n=1}^{\infty} (\xi_n, \max\{\xi_n, 0\}, \ell_n \cdot \mathbb{1}_{\{\xi_n > 0\}}), \quad \text{where } \xi_n := Y_{L_{n-1}} - Y_{L_n}, \quad n \in \mathbb{N}.$$

We stress that ℓ is *not* independent of X . In fact (ℓ, Y) can be expressed naturally through the geometry of the path of X (see [PUB12, Thm 1] and the coupling in [GCMUB21]), but further details of the coupling are not important for our purposes. The key step in the construction of our algorithm is given by the following theorem. Its proof in Section 5 below is based on the coupling described above and the change-of-measure theorem for Lévy processes [Sat13, Thms 33.1 & 33.2].

Theorem 1. *Denote by σB , $Y^{(+)}$, $Y^{(-)}$ the independent Lévy processes with generating triplets $(\sigma^2, 0, 0)$, $(0, \nu_\lambda|_{(0, \infty)}, 0)$, $(0, \nu_\lambda|_{(-\infty, 0)}, 0)$, respectively, satisfying $Y_t = \sigma B_t + Y_t^{(+)} + Y_t^{(-)} + b_\lambda t$ for all $t \in [0, T]$, \mathbb{P}_λ -a.s. Let \mathbb{E}_λ (resp. \mathbb{E}_0) be the expectation under \mathbb{P}_λ (resp. \mathbb{P}_0) and define*

$$(2.3) \quad \Upsilon_\lambda := \exp(-\lambda_+ Y_T^{(+)} + \lambda_- Y_T^{(-)} - \mu_\lambda T), \quad \text{where}$$

$$(2.4) \quad \mu_\lambda := \int_{\mathbb{R}} (e^{-\lambda_{\text{sgn}(x)}|x|} - 1 + \lambda_{\text{sgn}(x)}|x| \cdot \mathbb{1}_{(-1, 1)}(x)) \nu(dx),$$

Then for any $\sigma(\ell, \xi)$ -measurable random variable ζ with $\mathbb{E}_\lambda|\zeta| < \infty$ we have $\mathbb{E}_\lambda[\zeta] = \mathbb{E}_0[\zeta \Upsilon_\lambda]$.

By the equality in (2.2), the measurable function ζ of the sequences ℓ and ξ in Theorem 1 may be either equal to $g(\chi)$ (for any integrable function g of the statistic χ) or its approximation $g(\chi_n)$, where χ_n is as introduced in [GCMUB21]:

$$(2.5) \quad \chi_n := (Y_{L_n}, \max\{Y_{L_n}, 0\}, L_n \cdot \mathbb{1}_{\{Y_{L_n} > 0\}}) + \sum_{k=1}^n (\xi_k, \max\{\xi_k, 0\}, \ell_k \cdot \mathbb{1}_{\{\xi_k > 0\}}).$$

Theorem 1 enables us to sample χ_n under the probability measure \mathbb{P}_0 , which for any tempered stable process X makes the increments of Y stable and thus easy to simulate. Under \mathbb{P}_0 , the law of Y_t equals that of $Y_t^{(+)} + Y_t^{(-)} + \sigma B_t + bt$, where $\sigma B_t + bt$ is normal $N(bt, \sigma^2 t)$ with mean bt and variance $\sigma^2 t$ and the Lévy processes $Y^{(+)}$ and $Y^{(-)}$ have triplets $(0, \nu|_{(0, \infty)}, 0)$ and $(0, \nu|_{(-\infty, 0)}, 0)$, respectively. Denote their distribution functions by $F^{(\pm)}(t, x) := \mathbb{P}_0(Y_t^{(\pm)} \leq x)$, $x \in \mathbb{R}$, $t > 0$.

Algorithm (TSB-Alg). *Unbiased simulation of $g(\chi_n)$ under \mathbb{P}_λ*

Require: Tempering parameter $\lambda \in \mathbb{R}_+^2 \setminus \{\mathbf{0}\}$, generating triplet (σ^2, ν, b) , time horizon $T > 0$, test function g , approximation level $n \in \mathbb{N}$

1: Set $L_0 = T$ and compute μ_λ in (2.4)

2: **for** $k = 1, \dots, n$ **do**

3: Sample $U_k \sim U(0, 1)$ and put $L_k = U_k L_{k-1}$ and $\ell_k = L_{k-1} - L_k$

4: Sample $\xi_k^{(\pm)} \sim F^{(\pm)}(\ell_k, \cdot)$, $\eta_k \sim N(\ell_k b, \sigma^2 \ell_k)$ and put $\xi_k = \xi_k^{(+)} + \xi_k^{(-)} + \eta_k$

5: **end for**

6: Sample $\zeta_n^{(\pm)} \sim F^{(\pm)}(L_n, \cdot)$, $\vartheta_n \sim N(L_n b, \sigma^2 L_n)$ and put $\zeta_n = \zeta_n^{(+)} + \zeta_n^{(-)} + \vartheta_n$

7: Set $\chi_n = \sum_{k=1}^n (\xi_k, \max\{\xi_k, 0\}, \ell_k \mathbb{1}_{\{\xi_k > 0\}}) + (\zeta_n, \max\{\zeta_n, 0\}, L_n \mathbb{1}_{\{\zeta_n > 0\}})$ & $Y_T^{(\pm)} = \zeta_n^{(\pm)} + \sum_{k=1}^n \xi_k^{(\pm)}$

8: **return** $g(\chi_n) \exp(-\lambda_+ Y_T^{(+)} + \lambda_- Y_T^{(-)} - \mu_\lambda T)$

In [GCMUB21], it was shown that the approximation χ_n converges geometrically fast in computational effort (or equivalently as $n \rightarrow \infty$) to χ if the increments of Y can be sampled under \mathbb{P}_λ (see [GCMUB21] for more details and a discussion of the benefits of the “correction term” $(Y_{L_n}, \max\{Y_{L_n}, 0\}, L_n \cdot \mathbb{1}_{\{Y_{L_n} > 0\}})$ in (2.5)). Theorem 1 allows us to weaken this requirement in the context of tempered Lévy processes, by requiring that we be able to sample the increments of Y under \mathbb{P}_0 . The main application of TSB-Alg is to general tempered stable processes as the simulation of their increments is currently out of reach for many cases of interest (see Section 3.3 below for comparison with existing methods when it is not), making the main algorithm in [GCMUB21] not applicable. Moreover, Theorem 1 allows us to retain the geometric convergence of χ_n established in [GCMUB21], see Section 3 below for details.

3. MC AND MLMC ESTIMATORS BASED ON TSB-ALG

3.1. Bias of TSB-Alg. An application of Theorem 1 implies that the bias of TSB-Alg equals

$$(3.1) \quad \mathbb{E}_\lambda[g(\chi)] - \mathbb{E}_0[g(\chi_n)\Upsilon_\lambda] = \mathbb{E}_0[\Delta_n^g], \quad \text{where } \Delta_n^g := (g(\chi) - g(\chi_n))\Upsilon_\lambda.$$

The natural coupling $(\chi, \chi_n, Y_T^{(+)}, Y_T^{(-)})$ in (3.1) is defined by $Y_T^{(\pm)} := \sum_{k=1}^\infty \xi_k^{(\pm)}$, $\xi_k := \xi_k^{(+)} + \xi_k^{(-)} + \eta_k$ for all $k \in \mathbb{N}$, χ in (2.2) and χ_n in (2.5) with $Y_{L_n} := \sum_{k=n+1}^\infty \xi_k$, where, conditional on the stick-breaking process $\ell = (\ell_k)_{k \in \mathbb{N}}$, the random variables $\{\xi_k^{(\pm)}, \eta_k : k \in \mathbb{N}\}$ are independent and distributed as $\xi_k^{(\pm)} \sim F^{(\pm)}(\ell_k, \cdot)$ and $\eta_k \sim N(\ell_k b, \sigma^2 \ell_k)$ for $k \in \mathbb{N}$.

The following result presents the decay of the strong error Δ_n^g for Lipschitz, locally Lipschitz and two classes of barrier-type discontinuous payoffs that arise frequently in applications.

Proposition 2. *Let $\lambda = (\lambda_+, \lambda_-)$, ν and σ^2 be as in Section 2 and fix $p \geq 1$. Then, for the classes of payoffs $g(\chi) = g(X_T, \bar{X}_T, \tau_T)$ below, the strong error of TSB-Alg decays as follows (as $n \rightarrow \infty$).*

(Lipschitz): Suppose $|g(x, y, t) - g(x, y', t')| \leq K(|y - y'| + |t - t'|)$ for some K and all $(x, y, y', t, t') \in \mathbb{R} \times \mathbb{R}_+^2 \times [0, T]^2$. Then $\mathbb{E}_0[|\Delta_n^g|^p] = \mathcal{O}(\eta_p^{-n})$, where $\eta_p \in [3/2, 2]$ is in (5.4) below.

(locally Lipschitz): Let $|g(x, y, t) - g(x, y', t')| \leq K(|y - y'| + |t - t'|)e^{\max\{y, y'\}}$ for some constant $K > 0$ and all $(x, y, y', t, t') \in \mathbb{R} \times \mathbb{R}_+^2 \times [0, T]^2$. If $\lambda_+ \geq q > 1$ and $\int_{[1, \infty)} e^{p(q-\lambda_+)x} \nu(dx) < \infty$, then $\mathbb{E}_0[|\Delta_n^g|^p] = \mathcal{O}(\eta_{pq'}^{-n/q'})$, where $q' := (1 - 1/q)^{-1} > 1$ and $\eta_{pq'} \in [3/2, 2]$ is given in (5.4).

(barrier-type 1): Suppose $g(\chi) = h(X_T) \cdot \mathbb{1}\{\bar{X}_T \leq M\}$ for a measurable and bounded function $h : \mathbb{R} \rightarrow \mathbb{R}$ and some $M > 0$. If $\mathbb{P}_0(M < \bar{X}_T \leq M + x) \leq Kx$ for some $K > 0$ and all $x \geq 0$, then for $\alpha_* \in (1, 2]$ in (5.3) and any $\gamma \in (0, 1)$ we have $\mathbb{E}_0[|\Delta_n^g|^p] = \mathcal{O}(2^{-n\gamma/(\gamma+\alpha_*)})$. Moreover, we may take $\gamma = 1$ if any of the following hold: $\sigma^2 > 0$ or $\int_{(-1, 1)} |x| \nu(dx) < \infty$ or Assumption (S) below.

(barrier-type 2): Suppose $g(\chi) = h(X_T, \bar{X}_T) \cdot \mathbb{1}\{\tau_T \leq s\}$, where $s \in (0, T)$, h is measurable and bounded with $|h(x, y) - h(x, y')| \leq K|y - y'|$ for some $K > 0$ and all $(x, y, y') \in \mathbb{R} \times \mathbb{R}_+^2$. If $\sigma^2 > 0$ or $\nu(\mathbb{R} \setminus \{0\}) = \infty$, then $\mathbb{E}_0[|\Delta_n^g|^p] = \mathcal{O}(e^{-n/e})$.

In Proposition 2 and throughout the paper, the notation $f(n) = \mathcal{O}(g(n))$ as $n \rightarrow \infty$ for functions $f, g : \mathbb{N} \rightarrow (0, \infty)$ means $\limsup_{n \rightarrow \infty} f(n)/g(n) < \infty$. Put differently, $f(n) = \mathcal{O}(g(n))$ is equivalent to $f(n)$ being bounded above by $C_0 g(n)$ for some constant $C_0 > 0$ and all $n \in \mathbb{N}$.

Remark 1. (i) The proof of Proposition 2, given in Section 5 below, is based on Theorem 1 and analogous bounds in [GCMUB21] (for Lipschitz, locally Lipschitz and barrier-type 1 payoffs) and [GCM20] (for barrier-type 2 payoffs). In particular, in the proof of Proposition 2 below, we need not assume $\lambda_+ > 0$ to apply [GCMUB21, Prop. 1], which works under our standing assumption $\lambda \neq \mathbf{0}$.

(ii) For barrier option payoffs under a tempered stable process X (i.e. barrier-type 1 class in Proposition 2), we may take $\gamma = 1$ since X satisfies either $\int_{(-1, 1)} |x| \nu(dx) < \infty$ or Assumption (S).

(iii) The restriction $p \geq 1$ is not essential. It covers the cases $p \in \{1, 2\}$ required for the MC and MLMC complexity analyses and ensures that the corresponding rate η_r in (5.4) lies in $[3/2, 2]$. In fact, for any payoff g in Proposition 2 we have $\mathbb{E}_0[(\Delta_k^g)^p] = \mathcal{O}(\eta_g^{-k})$ with $\eta_g > 1$ bounded away from one: $\eta_g \geq 1.25$ (resp. $3/2, (3/2)^{1-1/\lambda_+}$) for barrier-type 1 & 2 (resp. Lipschitz, locally Lipschitz) payoffs.

3.2. Computational complexity and the CLT for the MC and MLMC estimators. Consider the MC estimator

$$(3.2) \quad \hat{\theta}_{\text{MC}}^{g, n} := \frac{1}{N} \sum_{i=1}^N \theta_i^{g, n},$$

where $\{\theta_i^{g,n}\}_{i \in \mathbb{N}}$ is iid output of TSB-Alg with $\theta_1^{g,n} \stackrel{d}{=} g(\chi_n)\Upsilon_\lambda$ (under \mathbb{P}_0) and $n, N \in \mathbb{N}$. The corresponding MLMC estimator is given by

$$(3.3) \quad \hat{\theta}_{\text{ML}}^{g,n} := \sum_{k=1}^n \frac{1}{N_k} \sum_{i=1}^{N_k} D_{k,i}^g,$$

where $\{D_{k,i}^g\}_{k,i \in \mathbb{N}}$ is an array of independent variables satisfying $D_{k,i}^g \stackrel{d}{=} (g(\chi_k) - g(\chi_{k-1}))\Upsilon_\lambda$ and $D_{1,i}^g \stackrel{d}{=} g(\chi_1)\Upsilon_\lambda$ (under \mathbb{P}_0), for $i \in \mathbb{N}$, $k \geq 2$ and $n, N_1, \dots, N_n \in \mathbb{N}$. Note that TSB-Alg can be easily adapted to sample the variable $D_{k,i}^g$ by drawing the ingredients for $(\chi_k, \Upsilon_\lambda)$ and computing $(\chi_{k-1}, \chi_k, \Upsilon_\lambda)$ deterministically from the output, see [GCMUB21, Subsec. 2.4] for further details.

The computational complexity analysis of the MC and MLMC estimators is given in the next result (the usual notation $\lceil x \rceil := \inf\{k \in \mathbb{N} : k \geq x\}$, $x \in \mathbb{R}_+$, is used for the ceiling function).

Proposition 3. *Let the payoff g from Proposition 2 also satisfy $\mathbb{E}_0[g(\chi)^2\Upsilon_\lambda^2] < \infty$. For any $\epsilon > 0$, let $n(\epsilon) := \inf\{k \in \mathbb{N} : |\mathbb{E}_0[g(\chi_k)\Upsilon_\lambda] - \mathbb{E}_\lambda[g(\chi)]| \leq \epsilon/\sqrt{2}\}$. Denote by c the computational cost of line 6 in TSB-Alg and by $\mathbb{V}_0[\cdot]$ the variance under the probability measure \mathbb{P}_0 .*

(MC) Suppose $n = n(\epsilon)$ and $N = \lceil 2\epsilon^{-2}\mathbb{V}_0[g(\chi_n)\Upsilon_\lambda] \rceil$, then the MC estimator $\hat{\theta}_{\text{MC}}^{g,n}$ is ϵ -accurate, that is $\mathbb{E}_0[|\hat{\theta}_{\text{MC}}^{g,n} - \mathbb{E}_\lambda[g(\chi)]|^2] \leq \epsilon^2$, at the cost $\mathcal{C}_{\text{MC}}(\epsilon) := c(n+1)N = \mathcal{O}(\epsilon^{-2} \log(1/\epsilon))$ as $\epsilon \rightarrow 0$.

(MLMC) Suppose $n = n(\epsilon)$ and set

$$(3.4) \quad N_k := \left\lceil 2\epsilon^{-2} \sqrt{\mathbb{V}_0[D_{k,1}^g]/k} \left(\sum_{j=1}^n \sqrt{j\mathbb{V}_0[D_{j,1}^g]} \right) \right\rceil, \quad k \in \{1, \dots, n\}.$$

Then the multilevel Monte Carlo estimator $\hat{\theta}_{\text{ML}}^{g,n}$ is ϵ -accurate and the corresponding cost equals

$$(3.5) \quad \mathcal{C}_{\text{ML}}(\epsilon) := 2c\epsilon^{-2} \left(\sum_{k=1}^n \sqrt{k\mathbb{V}_0[D_{k,1}^g]} \right)^2 = \mathcal{O}(\epsilon^{-2}) \quad \text{as } \epsilon \rightarrow 0.$$

Proposition 2 implies $n(\epsilon) = \mathcal{O}(\log(1/\epsilon))$ as $\epsilon \rightarrow 0$ and, together with Remark 1(i) above, that the variance of $\theta_1^{g,k}$ is bounded in $k \in \mathbb{N}$:

$$\mathbb{V}_0[\theta_1^{g,k}] \leq \mathbb{E}_0[g(\chi_k)^2\Upsilon_\lambda^2] \leq 2\mathbb{E}_0[g(\chi)^2\Upsilon_\lambda^2] + 2\mathbb{E}[(\Delta_k^g)^2] \rightarrow 2\mathbb{E}_0[g(\chi)^2\Upsilon_\lambda^2] < \infty \quad \text{as } k \rightarrow \infty.$$

Note that barrier-type payoffs g considered in Proposition 2 satisfy the second moment assumption, while in the Lipschitz or locally Lipschitz cases it is sufficient to assume additionally that λ_+ is either positive or strictly greater than one, respectively. Moreover, $\mathbb{V}_0[D_{k,1}^g] \leq 2\mathbb{E}_0[(\Delta_k^g)^2 + (\Delta_{k-1}^g)^2] = \mathcal{O}(\eta_g^{-k})$ for $\eta_g > 1$ bounded away from one (see Remark 1(iii) above). These facts and the standard complexity analysis for MLMC (see e.g. [GCM20, App. A] and the references therein) imply that the estimators $\hat{\theta}_{\text{MC}}^{g,n}$ and $\hat{\theta}_{\text{ML}}^{g,n}$ are ϵ -accurate with the stated computational costs, proving Proposition 3.

We stress that payoffs g in Proposition 3 include discontinuous payoffs in the supremum \bar{X}_T (barrier-type 1) or the time τ_T this supremum is attained (barrier-type 2), with the corresponding

computational complexities of the MC and MLMC estimators given by $\mathcal{O}(\epsilon^{-2} \log(1/\epsilon))$ and $\mathcal{O}(\epsilon^{-2})$, respectively. This theoretical prediction matches the numerical performance of TSB-Alg for barrier options and the modified ulcer index, see Section 4.2 below.

In order to obtain confidence intervals (CIs) for the MC and MLMC estimators $\hat{\theta}_{\text{MC}}^{g,n}$ and $\hat{\theta}_{\text{ML}}^{g,n}$, a central limit theorem can be very helpful. In fact, the CLT is necessary to construct a CI if the constants in the bounds on the bias in Proposition 2 are not explicitly known (e.g. for barrier-type 1 payoffs, the constant depends on the unknown value of the density of the supremum \overline{X}_T at the barrier), see the discussion in [GCMUB21, Sec. 2.3]. Moreover, even if the bias can be controlled explicitly, the concentration inequalities typically lead to wider CIs than those based on the CLT, see [BAK15, HK19]. The following result establishes the CLT for the MC and MLMC estimators valid for payoffs considered in Proposition 2.

Theorem 4 (CLT for TSB-Alg). *Let the payoff g be as in Proposition 2 with $p = 2$ and $\mathbb{E}_{\mathbf{0}}[g(\chi)^2 \Upsilon_{\lambda}^2] < \infty$. Let $\eta_g \in (1, 2]$ be the rate satisfying $\mathbb{E}_{\mathbf{0}}[|\Delta_n^g|] = \mathcal{O}(\eta_g^{-n})$, given in Proposition 2 and Remark 1(iii) above. Fix $c_0 > 1/\log \eta_g$, let $n = n(\epsilon) := \lceil c_0 \log(1/\epsilon) \rceil$ and suppose N and N_1, \dots, N_n are as in Proposition 3. Then the MC and MLMC estimators $\hat{\theta}_{\text{MC}}^{g,n}$ and $\hat{\theta}_{\text{ML}}^{g,n}$ respectively satisfy the following CLTs (Z is a standard normal random variable):*

$$(3.6) \quad \sqrt{2}\epsilon^{-1}(\hat{\theta}_{\text{MC}}^{g,n(\epsilon)} - \mathbb{E}_{\lambda}[g(\chi)]) \xrightarrow{d} Z, \quad \text{and} \quad \sqrt{2}\epsilon^{-1}(\hat{\theta}_{\text{ML}}^{g,n(\epsilon)} - \mathbb{E}_{\lambda}[g(\chi)]) \xrightarrow{d} Z, \quad \text{as } \epsilon \rightarrow 0.$$

Theorem 4 works well in practice: in Figure 4.7 of Section 4.2 below we construct CIs (as a function of decreasing accuracy ϵ) for an MLMC estimator of a barrier option price under a tempered stable model. The rate c_0 can be taken arbitrarily close to $1/\log \eta_g$, where η_g is the corresponding geometric rate the of decay of the error for the payoff g in Proposition 2 (η_g is bounded away from one by Remark 1(iii) above), ensuring that the bias of the estimators vanishes in the limit.

By Lemma 7 below, the definition of the sample sizes N and N_1, \dots, N_n in Proposition 3 implies that the variances of the estimators $\hat{\theta}_{\text{MC}}^{g,n(\epsilon)}$ and $\hat{\theta}_{\text{ML}}^{g,n(\epsilon)}$ (under $\mathbb{P}_{\mathbf{0}}$) satisfy

$$\frac{\mathbb{V}_{\mathbf{0}}[\hat{\theta}_{\text{MC}}^{g,n(\epsilon)}]}{\epsilon^2/2} = \frac{\mathbb{V}_{\mathbf{0}}[\theta_1^{g,n(\epsilon)}]}{\epsilon^2 N/2} \rightarrow 1 \quad \& \quad \frac{\mathbb{V}_{\mathbf{0}}[\hat{\theta}_{\text{ML}}^{g,n(\epsilon)}]}{\epsilon^2/2} = \sum_{k=1}^{n(\epsilon)} \frac{\mathbb{V}_{\mathbf{0}}[D_{k,1}^g]}{\epsilon^2 N_k/2} \rightarrow 1 \quad \text{as } \epsilon \rightarrow 0.$$

Hence, the CLT in (3.6) can also be expressed as

$$(\hat{\theta}_{\text{MC}}^{g,n(\epsilon)} - \mathbb{E}_{\lambda}[g(\chi)])/\mathbb{V}_{\mathbf{0}}[\hat{\theta}_{\text{MC}}^{g,n(\epsilon)}]^{1/2} \xrightarrow{d} Z \quad \text{and} \quad (\hat{\theta}_{\text{ML}}^{g,n(\epsilon)} - \mathbb{E}_{\lambda}[g(\chi)])/\mathbb{V}_{\mathbf{0}}[\hat{\theta}_{\text{ML}}^{g,n(\epsilon)}]^{1/2} \xrightarrow{d} Z, \quad \text{as } \epsilon \rightarrow 0.$$

Since the variances $\mathbb{V}_{\mathbf{0}}[\hat{\theta}_{\text{MC}}^{g,n(\epsilon)}]$ and $\mathbb{V}_{\mathbf{0}}[\hat{\theta}_{\text{ML}}^{g,n(\epsilon)}]$ can be estimated from the sample, this is in fact how the CLT is often applied in practice. The proof of Theorem 4 is based on the CLT for triangular arrays and amounts to verifying Lindeberg's condition for the estimators $\hat{\theta}_{\text{MC}}^{g,n}$ and $\hat{\theta}_{\text{ML}}^{g,n}$, see Section 5 below.

3.3. Comparisons. This subsection performs non-asymptotic and asymptotic performance comparisons of estimators based on TSB-Alg. The main aim is to develop rule-of-thumb principles guiding the user to the most effective estimator. In Subsection 3.3.1, for a given value of accuracy ϵ , we compare the computational complexity of the MC and MLMC estimators based on TSB-Alg. The MLMC estimator based on TSB-Alg is compared with the ones based on SB-Alg [GCMUB21] with rejection sampling (available only when the jumps of X are of finite variation) and SBG-Alg [GCM20] in Subsections 3.3.2 and 3.3.3, respectively. In both cases we analyse the behaviour of the computational complexity in two regimes: (I) ϵ tending to 0 and fixed time horizon T ; (II) fixed ϵ and time horizon T tending to 0 or ∞ .

Regime (II) is useful when there is a limited benefit to arbitrary accuracy in ϵ but the constants may vary greatly with the time horizon T . For example, in option pricing, estimators with accuracy smaller than a basis point are of limited interest. For simplicity, in the remainder of this subsection the payoff g is assumed to be Lipschitz. However, analogous comparisons can be made for other payoffs under appropriate assumptions.

3.3.1. Comparison between MC and MLMC estimators. Propositions 2 and 3 imply that MLMC estimator outperforms the MC estimator as $\epsilon \rightarrow 0$. Moreover, since $\mathbb{V}_{\mathbf{0}}[g(\chi_n)\Upsilon_{\lambda}] \rightarrow \mathbb{V}_{\mathbf{0}}[g(\chi)\Upsilon_{\lambda}]$ and $\epsilon^2 \mathcal{C}_{\text{ML}}(\epsilon) \rightarrow 2c(\sum_{k=1}^{\infty} (k\mathbb{V}_{\mathbf{0}}[D_{k,1}^g])^{1/2})^2 < \infty$ as $\epsilon \rightarrow 0$, the MLMC estimator is preferable to the MC estimator for $\epsilon > 0$ satisfying

$$n(\epsilon) > \left(\sum_{k=1}^{\infty} \sqrt{k\mathbb{V}_{\mathbf{0}}[D_{k,1}^g]} \right)^2 / \mathbb{V}_{\mathbf{0}}[g(\chi)\Upsilon_{\lambda}].$$

Since the payoff g is Lipschitz, Proposition 2 implies that this condition is close to

$$\log(1/\epsilon) > \log(\eta_1) \left(\sum_{k=1}^{\infty} \sqrt{k(2^{-k} - \eta_1^{-2k})} \right)^2,$$

where we recall that $\eta_1 \in [3/2, 2]$ is defined in (5.4) below. In particular, the latter condition is equivalent to $\epsilon < 0.0915$ if $\eta_1 = 3/2$, or $\epsilon < 5.06 \times 10^{-5}$ if $\eta_1 = 2$.

3.3.2. Comparison with SB-Alg. In the special case when the jumps of X have finite variation (equivalently, $\int_{(-1,1)} |x|\nu(dx) < \infty$), the increments X_t can be simulated under \mathbb{P}_{λ} using rejection sampling (see [KM11, Gra19]), making SB-Alg [GCMUB21] applicable to sample χ_n (see (2.5) for definition) under \mathbb{P}_{λ} . The rejection sampling is performed for each of the increments of the subordinators

$$\tilde{Y}_t^{(\pm)} := \pm Y_t^{(\pm)} + d_{\pm}t, \quad \text{where } d_+ := \int_{(0,1)} x\nu(dx), \quad \text{and } d_- := \int_{(-1,0)} |x|\nu(dx),$$

and the processes $Y^{(\pm)}$ are as in Theorem 1. The algorithm proposes samples under $\mathbb{P}_{\mathbf{0}}$ and rejects independently with probability $\exp(-\lambda_{\pm}\tilde{Y}_t^{(\pm)})$. Let $\lambda_+ := (\lambda_+, 0)$ and $\lambda_- := (0, \lambda_-)$, then the

expected number of proposals required for each sample equals $\exp(\gamma_{\lambda}^{(\pm)}t) = 1/\mathbb{E}_{\mathbf{0}}[\exp(-\lambda_{\pm}\tilde{Y}_t^{(\pm)})]$, where we define

$$(3.7) \quad \gamma_{\lambda}^{(\pm)} := \lambda_{\pm}d_{\pm} - \mu_{\lambda_{\pm}} = \int_{\mathbb{R}_{\pm}} (1 - e^{-\lambda_{\pm}|x|})\nu(dx) \in [0, \infty).$$

(Note that $\mu_{p\lambda} - p\mu_{\lambda} = p(\gamma_{\lambda}^{(+)} + \gamma_{\lambda}^{(-)}) - (\gamma_{p\lambda}^{(+)} + \gamma_{p\lambda}^{(-)})$, see (2.4).)

We need the following elementary lemma to analyse the computational complexity of SB-Alg with rejection sampling.

Lemma 5. (a) *Let ℓ be a stick-breaking process on $[0, 1]$, then for any $n \in \mathbb{N}$ we have*

$$(3.8) \quad 0 \leq n + \int_0^1 \frac{1}{x}(e^{cx} - 1)dx - \sum_{k=1}^n \mathbb{E}[e^{c\ell_k}] \leq 2^{-n} \int_0^1 \frac{1}{x}(e^{cx} - 1)dx.$$

(b) *We have $c^{-1}e^{-c}(1 + c^2) \int_0^1 x^{-1}(e^{cx} - 1)dx \rightarrow 1$ as either $c \rightarrow 0$ or $c \rightarrow \infty$.*

Assume that the simulation of the increments $Y_t^{(\pm)}$ under $\mathbb{P}_{\mathbf{0}}$ have constant cost independent of the time horizon t (we also assume without loss of generality that the simulation of uniform random variables and the evaluation of operators such as sums, products and the exponential functions have constant cost). Since the SB-Alg requires the rejection sampling to be carried out over random stick-breaking lengths, the expected cost of the SB-Alg with rejection sampling is, by (3.8) in Lemma 5, asymptotically proportional to

$$(3.9) \quad \sum_{k=1}^n \mathbb{E}[e^{\gamma_{\lambda}^{(+)}\ell_k} + e^{\gamma_{\lambda}^{(-)}\ell_k}] = 2n + (1 + \mathcal{O}(2^{-n})) \int_0^1 \frac{1}{x}(e^{\gamma_{\lambda}^{(+)}Tx} + e^{\gamma_{\lambda}^{(-)}Tx} - 2)dx, \quad \text{as } n \rightarrow \infty.$$

In fact, by Lemma 5(a), the absolute value of the term $\mathcal{O}(2^{-n})$ is bounded by 2^{-n} . Moreover, by Lemma 5(b), the integral in (3.9) may be replaced with an explicit expression

$$(3.10) \quad \Gamma_{\lambda}(T) := \frac{\gamma_{\lambda}^{(+)}T}{1 + (\gamma_{\lambda}^{(+)}T)^2} e^{\gamma_{\lambda}^{(+)}T} + \frac{\gamma_{\lambda}^{(-)}T}{1 + (\gamma_{\lambda}^{(-)}T)^2} e^{\gamma_{\lambda}^{(-)}T},$$

as T tends to either 0 or ∞ .

Table 2 shows how SB-Alg with rejection sampling compares to TSB-Alg above. The bias has been omitted as they are equal for both algorithms.

Regime (I). By Table 2, we can deduce that the MC and MLMC estimators of both algorithms have the complexities $\mathcal{O}(\epsilon^{-2} \log(1/\epsilon))$ and $\mathcal{O}(\epsilon^{-2})$ as $\epsilon \rightarrow 0$, respectively, for all the payoffs considered in Proposition 2.

Regime (II). Assume ϵ is fixed. The biases of both algorithms agree and equal $\mathcal{O}(\eta_1^{-n}(\sqrt{T} + T))$, implying $n = \log((\sqrt{T} + T)/\epsilon) / \log(\eta_1) + \mathcal{O}(1)$ (with η_1 defined in (5.4)). The level variances of SB-Alg and TSB-Alg are $\mathcal{O}(2^{-n}(T + T^2))$ and $\mathcal{O}(2^{-n}(T + T^2)e^{(\mu_{2\lambda} - 2\mu_{\lambda})T})$, with costs $\mathcal{O}(n + \Gamma_{\lambda}(T))$ and $\mathcal{O}(n)$, respectively. Thus, by (3.10), the ratios of the level variance and cost converge to 1 as $T \rightarrow 0$, so the

Algorithm	Level variance	Cost
SB-Alg	$2^{-n}(T + T^2)$	$2n + \Gamma_{\lambda}(T)$
TSB-Alg	$2^{-n}(T + T^2)e^{(\mu_{2\lambda} - 2\mu_{\lambda})T}$	$2n$

TABLE 2. Level variance and expected cost of SB-Alg and TSB-Alg, up to multiplicative constants that do not depend on the time horizon T . The bounds on the level variances follow from [GCMUB21, Thm 2] for SB-Alg and Proposition 2 for TSB-Alg.

ratio of the complexities of both algorithms converges to 1, implying that one should use TSB-Alg as its performance in this regime is no worse than that of the other algorithm but its implementation is simpler. For moderate or large values of T , by [GCM20, Eq. (A.3)], the computational complexity of the MLMC estimator based on TSB-Alg is proportional to $\epsilon^{-2}e^{(\mu_{2\lambda} - 2\mu_{\lambda})T}(T + T^2)$ and that of SB-Alg is proportional to $\epsilon^{-2}(1 + \Gamma_{\lambda}(T))(T + T^2)$, where the proportionality constants in both cases do not depend on the time horizon T . Since both constants are exponential in T , for large T we need only compare $\max\{\gamma_{\lambda}^{(+)}, \gamma_{\lambda}^{(-)}\}$ with $\mu_{2\lambda} - 2\mu_{\lambda}$. Indeed, TSB-Alg has a smaller complexity than SB-Alg for all sufficiently large T if and only if $\mu_{2\lambda} - 2\mu_{\lambda} < \max\{\gamma_{\lambda}^{(+)}, \gamma_{\lambda}^{(-)}\}$. In Subsection 4.3.1 below, we provide an explicit criterion for the tempered stable process in terms of the parameters, see Figure 4.8.

In conclusion, when X has jumps of finite variation, it is preferable to use TSB-Alg if T is small or $e^{(\mu_{2\lambda} - 2\mu_{\lambda})T} < 1 + \Gamma_{\lambda}(T)$. Moreover, this typically holds if the Blumenthal-Gettoor index of X is larger than $\log_2(3/2) < 0.6$, see also Figure 4.8.

3.3.3. Comparison with SBG-Alg. Given any cutoff level $\kappa \in (0, 1]$, the algorithm SBG-Alg approximates the Lévy process X (under \mathbb{P}_{λ} with the generating triplet $(\sigma^2, \nu_{\lambda}, b_{\lambda})$) with a jump-diffusion $X^{(\kappa)}$ and samples exactly the vector $(X_T^{(\kappa)}, \bar{X}_T^{(\kappa)}, \tau_T(X^{(\kappa)}))$, see [GCM20] for details.

Regime (I). The complexities of the MC and MLMC estimators based on the SBG-Alg are by [GCM20, Thm 22] equal to $\mathcal{O}(\epsilon^{-2-\beta_*})$ and $\mathcal{O}(\epsilon^{-\max\{2, 2\beta_*\}}(1 + \mathbb{1}_{\{\beta_* = 1\}} \log(\epsilon^2)))$, respectively, where β_* , defined in (5.2) below, is *slightly* larger than the Blumenthal-Gettoor index of X . Since, by Subsection 3.2 above, the complexities of the MC and MLMC estimators based on TSB-Alg are $\mathcal{O}(\epsilon^{-2} \log(1/\epsilon))$ and $\mathcal{O}(\epsilon^{-2})$, respectively, the complexity of TSB-Alg is always dominated by that of SBG-Alg as $\epsilon \rightarrow 0$.

Regime (II). Suppose $\epsilon > 0$ is fixed. Then, as in Subsection 3.3.2 above, the computational complexity of the MLMC estimator based on TSB-Alg is $\mathcal{O}(\epsilon^{-2}(T + T^2)e^{(\mu_{2\lambda} - 2\mu_{\lambda})T})$, where the multiplicative constant does not depend on the time horizon T . By [GCM20, Thms 3 & 22] and [GCM20,

Eq. (A.3)], the complexity of the MLMC estimator based on the SBG-Alg is $\mathcal{O}(\epsilon^{-2}(C_1T + C_2T^2))$ if $\beta_* < 1$, $\mathcal{O}(\epsilon^{-2}(C_1T + C_2T^2 \log^2(1/\epsilon)))$ if $\beta_* = 1$, and $\mathcal{O}(\epsilon^{-2}(C_1T + C_2T^2 \epsilon^{-2(\beta_*-1)}))$ otherwise, where $C_1 := e^{r\beta_*}/(1 - e^{r(\beta_*/2-1)})^2$, $C_2 := e^{r\beta_*}/(1 - e^{r(\beta_*-1)})^2 \cdot \mathbb{1}_{\{\beta_* \neq 1\}} + (e/2)^2 \cdot \mathbb{1}_{\{\beta_* = 1\}}$ and $r := (2/|\beta_* - 1|) \log(1 + |\beta_* - 1|/\beta_*) \cdot \mathbb{1}_{\{\beta_* \neq 1\}} + 2 \cdot \mathbb{1}_{\{\beta_* = 1\}}$. All other multiplicative constants in these bounds do not depend on the time horizon T . Thus TSB-Alg outperforms SBG-Alg if and only if we are in one of the following cases:

- $\beta_* < 1$ and $(1 + T)e^{(\mu_{2\lambda} - 2\mu_\lambda)T} < C_1 + C_2T$,
- $\beta_* = 1$ and $(1 + T)e^{(\mu_{2\lambda} - 2\mu_\lambda)T} < C_1 + C_2T \log^2(1/\epsilon)$,
- $\beta_* > 1$ and $(1 + T)e^{(\mu_{2\lambda} - 2\mu_\lambda)T} < C_1 + C_2T\epsilon^{-2(\beta_*-1)}$.

Note that the constant C_2 is unbounded for β_* close to 1, favouring TSB-Alg.

In conclusion, TSB-Alg is simpler than SBG-Alg [GCM20] and it outperforms it asymptotically as $\epsilon \rightarrow 0$. Moreover, TSB-Alg performs better than SBG-Alg for a fixed accuracy $\epsilon > 0$ if $\beta_* \geq 1$ or if the time horizon $T \ll 1$ satisfies the inequality $T < \log(C_1)/(\mu_{2\lambda} - 2\mu_\lambda)$. In Subsection 4.3.2 below, we apply this criterion to tempered stable process, see Figure 4.8.

3.4. Variance reduction via exponential martingales. It follows from Subsection 3.3 that the performance of TSB-Alg deteriorates if the expectation $\mathbb{E}_0[\Upsilon_\lambda^2] = \exp((\mu_{2\lambda} - 2\mu_\lambda)T)$ is large, making the variance of the estimator large. This problem is mitigated by using the control variates method, a variance reduction technique, based on exponential \mathbb{P}_0 -martingales, at (nearly) no additional computational cost.

Suppose we are interested in estimating $\mathbb{E}_\lambda[\zeta] = \mathbb{E}_0[\zeta \Upsilon_\lambda]$, where ζ is either $g(\chi_n)$ (MC) or $g(\chi_n) - g(\chi_{n-1})$ (MLMC). We propose drawing samples of $\tilde{\zeta}$ under \mathbb{P}_0 , instead of $\zeta \Upsilon_\lambda$, where

$$\tilde{\zeta} := \zeta \Upsilon_\lambda - w_0(\Upsilon_\lambda - 1) - w_+(\Upsilon_{\lambda_+} - 1) - w_-(\Upsilon_{\lambda_-} - 1),$$

and $w_0, w_+, w_- \in \mathbb{R}$ are constants to be determined (recall $\lambda_+ = (\lambda_+, 0)$ and $\lambda_- = (0, \lambda_-)$). Clearly $\mathbb{E}_0[\tilde{\zeta}] = \mathbb{E}_0[\zeta \Upsilon_\lambda]$ since the variables $\Upsilon_\lambda, \Upsilon_{\lambda_+}$ and Υ_{λ_-} have unit mean under \mathbb{P}_0 . We choose w_0, w_+ and w_- to minimise the variance of $\tilde{\zeta}$, by minimising a quadratic form [Gla04, Sec. 4.1.2]. The solution, in terms of the covariance matrix (under \mathbb{P}_0) of the vector $(\zeta \Upsilon_\lambda, \Upsilon_\lambda, \Upsilon_{\lambda_+}, \Upsilon_{\lambda_-})$, is:

$$\begin{pmatrix} w_0 \\ w_+ \\ w_- \end{pmatrix} = \begin{pmatrix} 2\mathbb{V}_0[\Upsilon_\lambda] & \text{cov}_0(\Upsilon_\lambda, \Upsilon_{\lambda_+}) & \text{cov}_0(\Upsilon_\lambda, \Upsilon_{\lambda_-}) \\ \text{cov}_0(\Upsilon_\lambda, \Upsilon_{\lambda_+}) & 2\mathbb{V}_0[\Upsilon_{\lambda_+}] & \text{cov}_0(\Upsilon_{\lambda_+}, \Upsilon_{\lambda_-}) \\ \text{cov}_0(\Upsilon_\lambda, \Upsilon_{\lambda_-}) & \text{cov}_0(\Upsilon_{\lambda_+}, \Upsilon_{\lambda_-}) & 2\mathbb{V}_0[\Upsilon_{\lambda_-}] \end{pmatrix}^{-1} \begin{pmatrix} \text{cov}_0(\zeta \Upsilon_\lambda, \Upsilon_\lambda) \\ \text{cov}_0(\zeta \Upsilon_\lambda, \Upsilon_{\lambda_+}) \\ \text{cov}_0(\zeta \Upsilon_\lambda, \Upsilon_{\lambda_-}) \end{pmatrix}.$$

In practice, these covariances are estimated from the same samples that were drawn to estimate $\mathbb{E}_0[\zeta \Upsilon_\lambda]$. The additional cost is (nearly) negligible as all the variables in the exponential martingales are by-products of TSB-Alg. It is difficult to establish theoretical guarantees for the improvement

of $\tilde{\zeta}$ over $\zeta\Upsilon_{\lambda}$. However, since most of the variance of the estimator based on $\zeta\Upsilon_{\lambda}$ comes from Υ_{λ} , $\tilde{\zeta}$ typically performs well in applications, see e.g. the CIs in Figures 4.3 and 4.4 for a tempered stable process.

4. EXTREMA OF TEMPERED STABLE PROCESSES

4.1. Description of the model. In the present section we apply our results to the tempered stable process X . More precisely, given $\lambda \in \mathbb{R}_+^2 \setminus \{\mathbf{0}\}$, the tempered stable Lévy measure ν_{λ} specifies the Lévy measure ν via (2.1):

$$(4.1) \quad \frac{\nu(dx)}{dx} = \frac{c_+}{x^{\alpha_++1}} \cdot \mathbb{1}_{(0,\infty)}(x) + \frac{c_-}{|x|^{\alpha_-+1}} \cdot \mathbb{1}_{(-\infty,0)}(x),$$

where $c_{\pm} \geq 0$ and $\alpha_{\pm} \in (0, 2)$. The drift b is given by the tempered stable drift $b_{\lambda} \in \mathbb{R}$ via (2.1) and the constant μ_{λ} is given in (2.4). Both b and μ_{λ} can be computed using (4.2) and (4.3) below. TSB-Alg samples from the distribution functions $F^{(\pm)}(t, x) = \mathbb{P}_{\mathbf{0}}(Y_t^{(\pm)} \leq x)$, where $Y^{(\pm)}$ are the spectrally one-sided stable processes defined in Theorem 1, using the Chambers-Mallows-Stuck algorithm [CMS76]. We included a version of this algorithm in the appendix, given explicitly in terms of the drift b and the parameters in the Lévy measure ν , see Algorithm 1 below.

Next, we provide explicit formulae for b and μ_{λ} in terms of special functions. We begin by expressing b in terms of b_{λ} (see (2.1) above):

$$(4.2) \quad b = b_{\lambda} - c_+ B_{\alpha_+, \lambda_+} + c_- B_{\alpha_-, \lambda_-}, \quad \text{where} \quad B_{a,r} := \int_0^1 (e^{-rx} - 1)x^{-a} dx.$$

We have $B_{a,0} = 0$ for any $a \geq 0$ and, for $r > 0$,

$$B_{a,r} = \sum_{n=1}^{\infty} \frac{(-r)^n}{n!(n-a-1)} = \begin{cases} (e^{-r} - 1 + r^{a-1}\gamma(2-a, r))/(1-a), & a \in (0, 2) \setminus \{1\}, \\ -\gamma - \log r - E_1(r), & a = 1, \end{cases}$$

where $\gamma(a, r) = \int_0^r e^{-x} x^{a-1} dx = \sum_{n=0}^{\infty} (-1)^n r^{n+a} / (n!(n+a))$, $a > 0$, is the lower incomplete gamma function, $E_1(r) = \int_r^{\infty} e^{-x} x^{-1} dx$, $r > 0$, is the exponential integral and $\gamma = 0.57721566\dots$ is the Euler-Mascheroni constant. Similarly, to compute μ_{λ} from (2.4), note that

$$(4.3) \quad \mu_{\lambda} = c_+ C_{\alpha_+, \lambda_+} + c_- C_{\alpha_-, \lambda_-}, \quad \text{where} \quad C_{a,r} := \int_0^{\infty} (e^{-rx} - 1 + rx \cdot \mathbb{1}_{(0,1)}(x))x^{-a-1} dx.$$

Clearly, $C_{a,0} = 0$ for any $a \geq 0$ and, for $r > 0$,

$$C_{a,r} = -\frac{1}{a} \left(e^{-r} + r(1 + B_{a,r}) \right) + r^a \Gamma(-a, r),$$

where $\Gamma(a, r) = \int_r^{\infty} e^{-x} x^{a-1} dx$ is the upper incomplete gamma function. When $a < 1$, this simplifies to $C_{a,r} = r^a \Gamma(-a) + r/(1-a)$, where $\Gamma(\cdot)$ is the gamma function.

As discussed in Subsection 3.3 (see also Table 2 above), the performance of TSB-Alg deteriorates for large values of the constant $\mu_{2\lambda} - 2\mu_\lambda$. As a consequence of the formulae above, it is easy to see that this constant is proportional to $\lambda_+^{\alpha_+}/(2 - \alpha_+) + \lambda_-^{\alpha_-}/(2 - \alpha_-)$ as either $\lambda_\pm \rightarrow \infty$ or $\alpha_\pm \rightarrow 2$, see Figure 4.1.

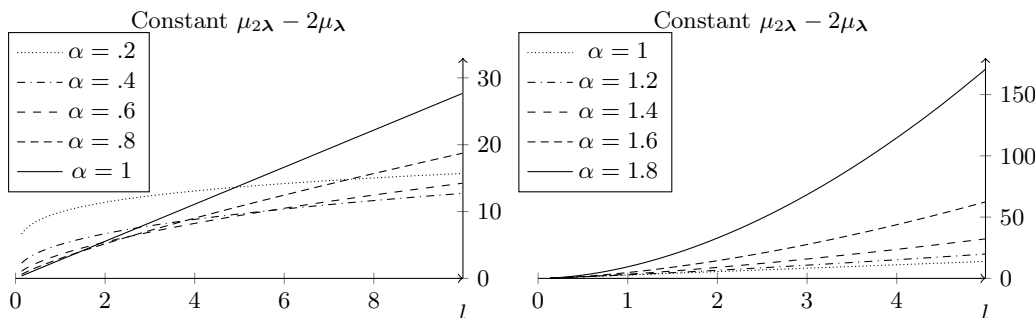


FIGURE 4.1. The picture shows the map $l \mapsto \mu_\lambda$, where $c_+ = c_- = 1$, $\alpha_+ = \alpha_- = \alpha$, $\lambda = (l, l)$ and $\alpha \in \{0.2, \dots, 1.8\}$.

It is natural to expect the performance of TSB-Alg to deteriorate as $\lambda_\pm \rightarrow \infty$ or $\alpha_\pm \rightarrow 2$ because the variance of the Radon-Nikodym derivative Υ_λ tends to ∞ , making the variance of all the estimators very large.

4.2. Monte Carlo and multilevel Monte Carlo estimators for tempered stable processes.

Let X denote the tempered stable process with generating triplet $(\sigma^2, \nu_\lambda, b_\lambda)$ given in Subsection 4.1. Then $S_t = S_0 e^{X_t}$ models the risky asset for some initial value $S_0 > 0$ and all $t \geq 0$. Observe that $\bar{S}_t = S_0 e^{\bar{X}_t}$ and that the time at which S attains its supremum on $[0, t]$ is also τ_t . Since the tails $\nu(\mathbb{R} \setminus (-x, x))$ of ν decay polynomially as $x \rightarrow \infty$ (see (4.1)), S_t and \bar{S}_t satisfy the following moment conditions under \mathbb{P}_λ : $\mathbb{E}_\lambda[S_t^r] < \infty$ (resp. $\mathbb{E}_\lambda[\bar{S}_t^r] < \infty$) if and only if $r \in [-\lambda_-, \lambda_+]$ (resp. $r \leq \lambda_+$). In the present subsection we apply TSB-Alg to estimate $\mathbb{E}_\lambda[g(\chi)]$ using the MC and MLMC estimators in (3.2) and (3.3), respectively, for payoffs g that arise in applications and calibrated/estimated values of tempered stable model parameters.

4.2.1. *MC estimators.* Consider the estimator in (3.2) for the following payoff functions g : (I) the payoff of the up-and-out barrier call option $g(\chi) = \max\{S_T - K, 0\} \mathbb{1}\{\bar{S}_T \leq M\}$ and (II) the function $g(\chi) = (S_T/\bar{S}_T - 1)^2$ associated to the ulcer index (UI) given by $100\sqrt{\mathbb{E}_\lambda g(\chi)}$ (see [Dow]). We plot the estimated value along with a band, representing the empirically constructed CIs of level 95% via Theorem 4, see Figures 4.2 and 4.3. We set the initial value $S_0 = 100$, assume $b_\lambda = 0$ and consider multiple time horizons T : we take $T \in \{\frac{30}{365}, \frac{90}{365}\}$ in (I) and $T \in \{\frac{14}{365}, \frac{28}{365}\}$ in (II). The values of the other parameters, given in Table 3 below, are either calibrated or estimated: in (I)

we use calibrated parameters with respect to the risk-neutral measure obtained in [AL13, Table 3] for the USD/JPY foreign exchange (FX) rate and in (II) we use the maximum likelihood estimates in [CGMY02, Table 2] for various time series of historic asset returns. In both, (I) and (II), it is assumed that $\alpha_{\pm} = \alpha$; (II) additionally assumes that $c_+ = c_-$ (i.e., X is a CGMY process). The stocks MCD, BIX and SOX in (II) were chosen with $\alpha > 1$ to stress test the performance of TSB-Alg when $\mu_{2\lambda} - 2\mu_{\lambda}$ is big, forcing the variance of the estimator to be large, see the discussion at the end of Subsection 4.1 above and Figure 4.1.

Stock	σ	α	c_+	c_-	λ_+	λ_-	$\mu_{2\lambda} - 2\mu_{\lambda}$
USD/JPY (v1)	0.0007	0.66	0.1305	0.0615	6.5022	3.0888	0.9658
USD/JPY (v2)	0.0001	1.5	0.0069	0.0063	1.932	0.4087	0.0395
MCD	0	1.50683	0.08	0.08	25.4	25.4	41.47
BIX	0	1.2341	0.32	0.32	37.42	47.76	96.6
SOX	0	1.3814	0.44	0.44	34.73	34.76	196.81

TABLE 3. Calibrated/estimated parameters of the tempered stable model. The first two sets of parameters were calibrated in [AL13, Table 3] based on FX option data. The bottom three sets of parameters were estimated using the MLE in [CGMY02, Table 2], based on a time series of equity returns.

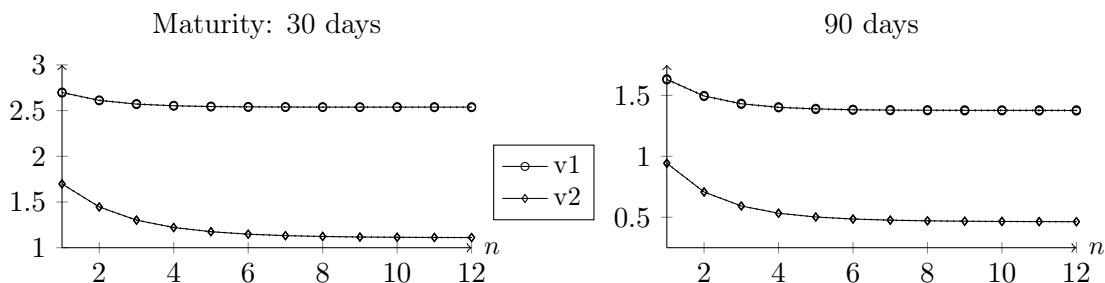


FIGURE 4.2. *Solid* lines indicate the estimated value of $\mathbb{E}_{\lambda}[g(\chi_n)]$ for the USD/JPY currency pair and the function $g(\chi) = \max\{S_T - K, 0\} \mathbb{1}\{\bar{S}_T \leq M\}$ using $N = 10^6$ samples with $T \in \{\frac{30}{365}, \frac{90}{365}\}$, $K = 95$ and $M = 102$. *Dotted* lines (the symmetric bands around each solid line) indicate the confidence interval of the estimates with confidence level 95%. These confidence intervals are very tight, making them hard to discern in the plot.

The visible increase in the variance of the estimations for the SOX, see Figure 4.3, as the maturity increases from 14 to 28 days is a consequence of the unusually large value of $\mu_{2\lambda} - 2\mu_{\lambda}$, see Table 3 above. If $\mu_{2\lambda} - 2\mu_{\lambda}$ is not large, we may take long time horizons and relatively few samples to obtain

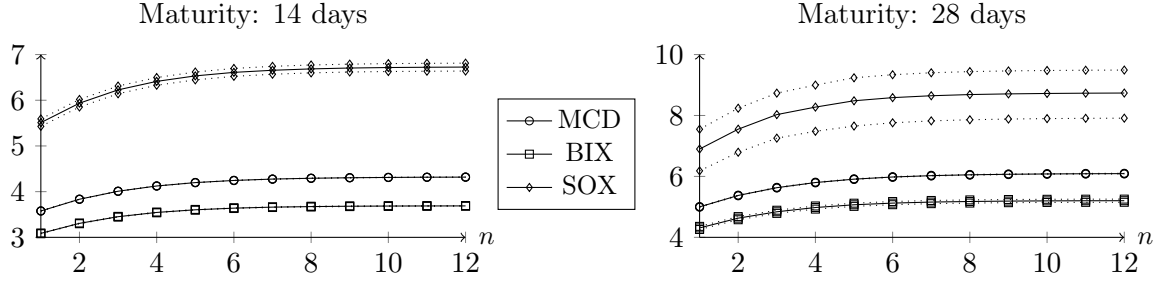


FIGURE 4.3. *Solid lines* indicate the estimated value of the ulcer index (UI) $100\sqrt{\mathbb{E}_\lambda[g(\chi_n)]}$ using $N = 10^7$ samples, where $g(\chi) = (S_T/\bar{S}_T - 1)^2$. *Dotted lines* (the bands around each solid line) indicate the 95% confidence interval of the estimates.

an accurate Monte Carlo estimate. In fact this appears to be the case for calibrated risk-neutral parameters (we were unable to find calibrated parameter values in the literature with a large value of $\mu_{2\lambda} - 2\mu_\lambda$). However, if $\mu_{2\lambda} - 2\mu_\lambda$ is large, then for any moderately large time horizon an accurate Monte Carlo estimate would require a large number of samples. In such cases, the control variates method from Subsection 3.4 becomes very useful.

To illustrate the control variates method from Subsection 3.4, we apply it in the setting of Figure 4.3, where we observed the widest CIs. Figure 4.4 displays the resulting estimators and CIs, showing that this method is beneficial in the case where the variance of the Radon-Nikodym derivative Υ_λ is large, i.e., when $(\mu_{2\lambda} - 2\mu_\lambda)T$ is large. The confidence intervals for the SOX asset at $n = 12$ shrank by a factor of 4.23, in other words, the variance became 5.58% of its original value.

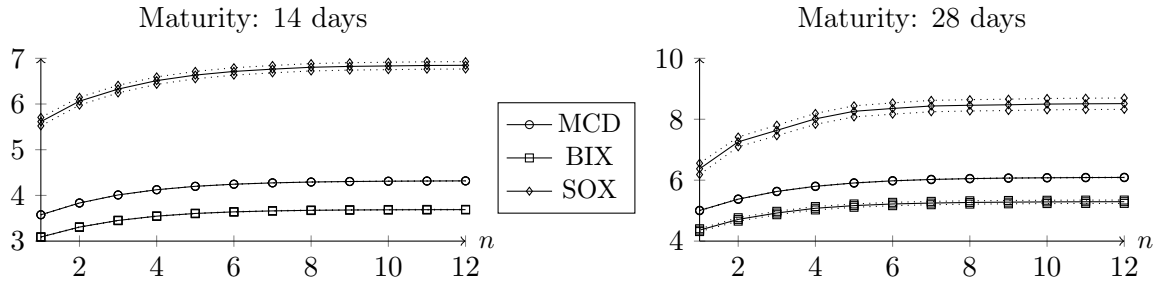


FIGURE 4.4. *Solid lines* indicate the estimated value of the ulcer index (UI) $100\sqrt{\mathbb{E}_\lambda g(\chi_n)}$ using $N = 10^7$ samples and the control variates method of Subsection 3.4, where $g(\chi) = (S_T/\bar{S}_T - 1)^2$. *Dotted lines* (the bands around each solid line) indicate the confidence interval of the estimates with confidence level 95%.

4.2.2. *Multilevel Monte Carlo estimators.* We will consider the MLMC estimator in (3.3) with parameters $n, N_1, \dots, N_n \in \mathbb{N}$ given by [GCM20, Eq. (A.1)–(A.2)]. In this example we chose (I)

the payoff $g(\chi) = \max\{S_T - 95, 0\} \mathbb{1}\{\bar{S}_T \leq 102\}$ from Subsection 4.2.1 above and (II) the payoff $g(\chi) = (S_T/\bar{S}_T - 1)^2 \mathbb{1}_{\{\tau_T < T/2\}}$, associated to the modified ulcer index (MUI) $100\sqrt{\mathbb{E}_\lambda[g(\chi)]}$, a risk measure which weighs trends more heavily than short-time fluctuations (see [GCM20] and the references therein).

The payoff in (I) is that of a barrier up-and-out option, so it is natural to use the risk-neutral parameters for the USD/JPY FX rate (see (v2) in Table 3) over the time horizon $T = 90/365$. For (II) we take the parameter values of the MCD stock in Table 3 with $T = 28/365$. In both cases we set $S_0 = 100$. Figure 4.5 (resp. Figure 4.6) shows the decay of the bias and level variance, the corresponding value of the constants n, N_1, \dots, N_n and the growth of the complexity for the first (resp. second) payoff.

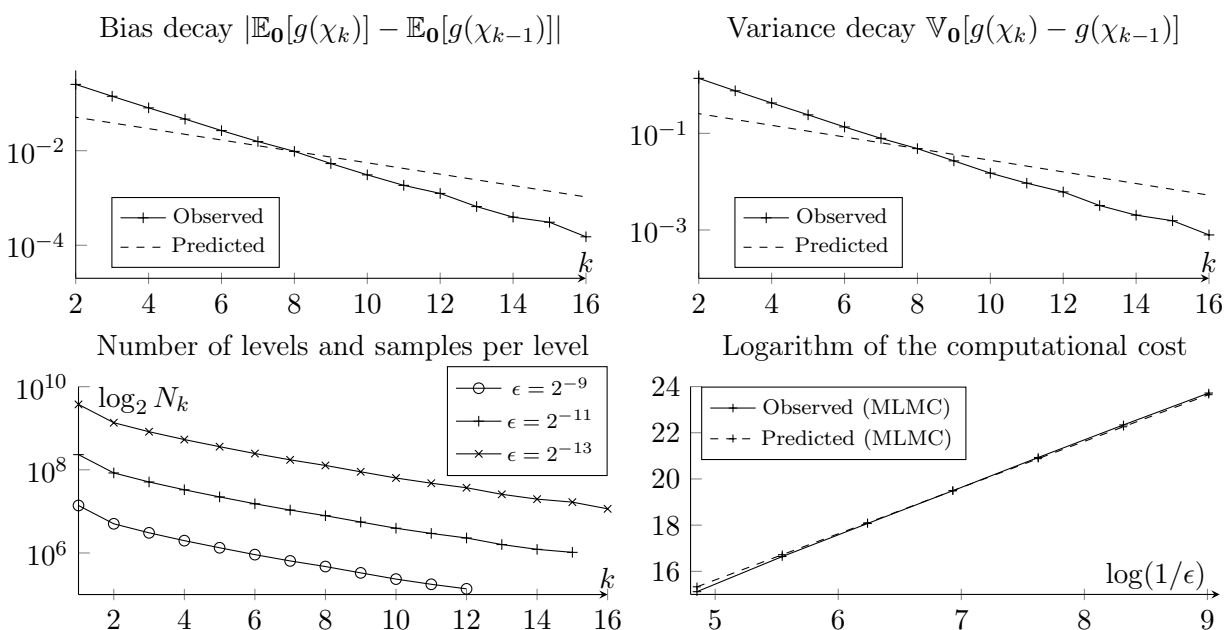


FIGURE 4.5. The top pictures show the bias and level variance decay as a function of k for the payoff $g(\chi) = \max\{S_T - K, 0\} \mathbb{1}\{\bar{S}_T \leq M\}$ with $S_0 = 100$, $T = 90/365$, $K = 95$, $M = 102$ and the parameter values for the USD/JPY FX rate (v2) in Table 3. The theoretical predictions (*dashed*) are based on Proposition 2 for barrier-type 1 payoffs. The bottom pictures show the corresponding value of the complexities and parameters n, N_1, \dots, N_n associated to the precision levels $\epsilon \in \{2^{-9}, 2^{-10}, \dots, 2^{-19}\}$.

In Figure 4.7 we plot the estimator $\hat{\theta}_{MC}^{g,n}$ in Theorem 4 for (I), parametrised by $\epsilon \rightarrow 0$. To further illustrate the CLT in Theorem 4, the figure also shows the CIs of confidence level 95% constructed using the CLT.

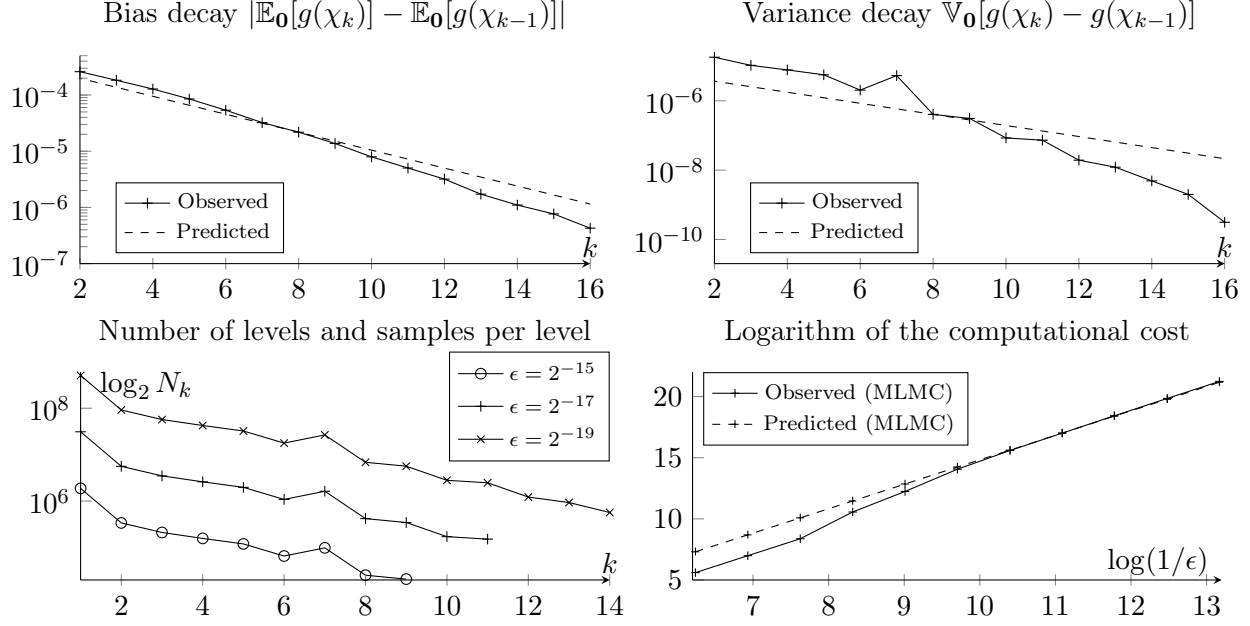


FIGURE 4.6. The top pictures show the bias and level variance decay as a function of k for the payoff $g(\chi) = (S_T/\bar{S}_T - 1)^2 \mathbb{1}_{\{\tau_T < T/2\}}$ with $S_0 = 100$, $T = 28/365$ and the parameter values for MCD in Table 3. The theoretical predictions (*dashed*) are based on Proposition 2 for barrier-type 2 payoffs. The bottom pictures show the corresponding value of the complexities and parameters n, N_1, \dots, N_n associated to the precision levels $\epsilon \in \{2^{-9}, 2^{-10}, \dots, 2^{-13}\}$.

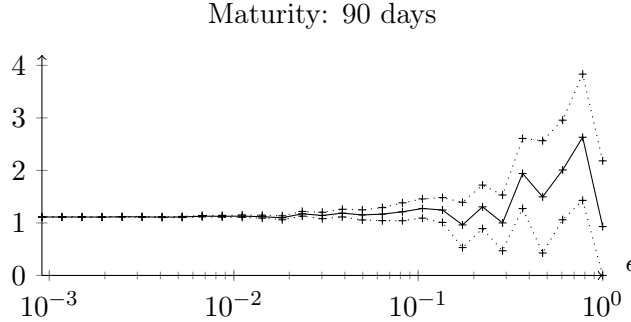


FIGURE 4.7. The *solid* line indicates the estimated value of the expectation $\mathbb{E}_\lambda g(\chi_n)$ for the payoff $g(\chi) = \max\{S_T - K, 0\} \mathbb{1}_{\{\bar{S}_T \leq M\}}$ with $S_0 = 100$, $T = 90/365$, $K = 95$, $M = 102$ and the parameter values for the USD/JPY FX rate (v2) in Table 3. We use the MLMC estimator $\hat{\theta}_{ML}^{g,n}$ in (3.3) and the confidence intervals (*dotted* lines) are constructed using Theorem 4 with confidence level 95%.

4.3. Comparing TSB-Alg with existing algorithms for tempered stable processes. In this subsection we take the analysis from Subsection 3.3 and apply it to the tempered stable case.

4.3.1. *Comparison with SB-Alg.* Recall from Subsection 3.3.2 that SB-Alg is only applicable when $\alpha_{\pm} < 1$ and, under Regime (II), SB-Alg is preferable over TSB-Alg for all sufficiently large T if and only if $\max\{\gamma_{\lambda}^{(+)}, \gamma_{\lambda}^{(-)}\} \leq \mu_{2\lambda} - 2\mu_{\lambda}$, where $\gamma_{\lambda}^{(\pm)} = -c_{\pm}\lambda_{\pm}^{\alpha_{\pm}}\Gamma(-\alpha_{\pm}) \geq 0$ is defined in (3.7). By the formulae in Subsection 4.1, it is easily seen that $\max\{\gamma_{\lambda}^{(+)}, \gamma_{\lambda}^{(-)}\} \leq \mu_{2\lambda} - 2\mu_{\lambda}$ is equivalent to

$$\min\{c_{+}\lambda_{+}^{\alpha_{+}}\Gamma(-\alpha_{+}), c_{-}\lambda_{-}^{\alpha_{-}}\Gamma(-\alpha_{-})\} \geq c_{+}\lambda_{+}^{\alpha_{+}}(2 - 2^{\alpha_{+}})\Gamma(-\alpha_{+}) + c_{-}\lambda_{-}^{\alpha_{-}}(2 - 2^{\alpha_{-}})\Gamma(-\alpha_{-}).$$

Assuming that $\alpha_{\pm} = \alpha$, the inequality simplifies to $\alpha \leq \phi(\varrho)$, where we define $\phi(x) := \log_2\left(1 + \frac{x}{1+x}\right)$ and $\varrho := \min\{c_{+}\lambda_{+}^{\alpha}, c_{-}\lambda_{-}^{\alpha}\} / \max\{c_{+}\lambda_{+}^{\alpha}, c_{-}\lambda_{-}^{\alpha}\}$. In particular, a symmetric Lévy measure yields $\varrho = 1$ and $\phi(1) = \log_2(3/2) = 0.58496\dots$, and a one-sided Lévy measure gives $\varrho = 0$ and $\phi(0) = 0$.

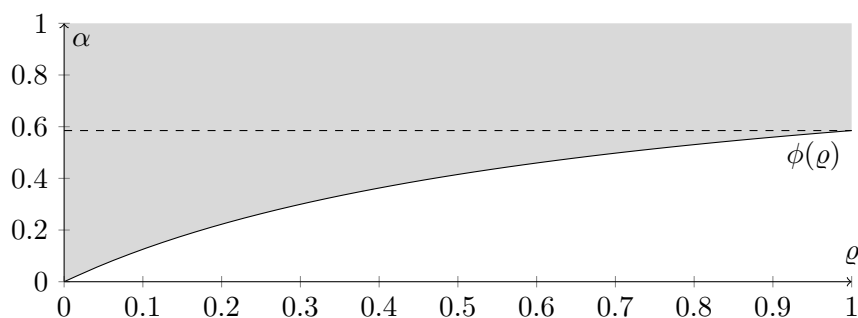


FIGURE 4.8. The picture shows the map $\varrho \mapsto \phi(\varrho)$, $\varrho \in [0, 1]$. Assuming $\alpha_{\pm} = \alpha$ and defining $\varrho := \min\{c_{+}\lambda_{+}^{\alpha}, c_{-}\lambda_{-}^{\alpha}\} / \max\{c_{+}\lambda_{+}^{\alpha}, c_{-}\lambda_{-}^{\alpha}\}$, TSB-Alg is preferable to SB-Alg when (ϱ, α) lies in the shaded region.

4.3.2. *Comparison with SBG-Alg.* Recall from Subsection 3.3.3 that TSB-Alg is preferable to SBG-Alg when $\max\{\alpha_{+}, \alpha_{-}\} \geq 1$ (as it is equivalent to $\beta_{*} \geq 1$). On the other hand, if $\alpha_{\pm} < 1$ (equivalently, $\beta_{*} < 1$), TSB-Alg outperforms SB-Alg if and only if $(1 + T)e^{(\mu_{2\lambda} - 2\mu_{\lambda})T} \leq C_1 + C_2T$. For large enough T , the SB-Alg will outperform TSB-Alg; however, it is generally hard to determine when this happens. We illustrate the region of parameters (T, α) where TSB-Alg is preferable in Figure 4.9, assuming $\alpha_{\pm} = \alpha \in (0, 1)$ and all other parameters are as in the USD/JPY (v1) currency pair in Table 3.

5. PROOFS

Proof of Theorem 1. The exponential change-of-measure theorem for Lévy processes (see [Sat13, Thms 33.1 & 33.2]) implies that for any measurable function F with $\mathbb{E}_{\lambda}|F((Y_t)_{t \in [0, T]})| < \infty$, we have the identity $\mathbb{E}_{\lambda}[F((Y_t)_{t \in [0, T]})] = \mathbb{E}_{\mathbf{0}}[F((Y_t)_{t \in [0, T]})\Upsilon_{\lambda}]$, where Υ_{λ} is defined in (2.3) in the statement of Theorem 1. Since the stick-breaking process ℓ is independent of Y under both \mathbb{P}_{λ}

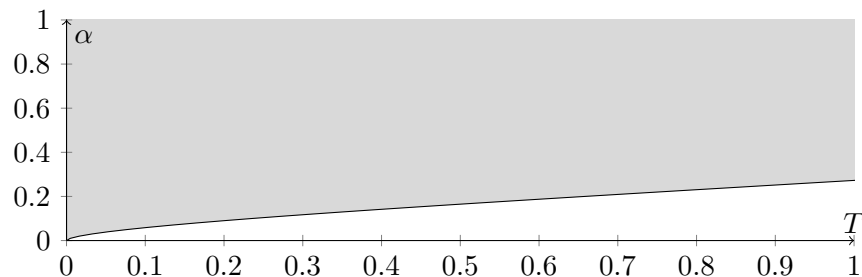


FIGURE 4.9. The shaded region is the set of points (T, α) where TSB-Alg is preferable to SBG-Alg assuming $\alpha_{\pm} = \alpha \in (0, 1)$ and all other parameters are as in the USD/JPY (v1) currency pair in Table 3.

and \mathbb{P}_0 , this property extends to measurable functions of $(\ell, (Y_t)_{t \in [0, T]})$ and thus to the measurable functions of (ℓ, ξ) , as claimed. \square

We now introduce the geomtric rate η_p used in Proposition 2 above. Let β be the *Blumenthal-Gettoor index* [BG61], defined as

$$(5.1) \quad \beta := \inf\{p > 0 : I_0^p < \infty\}, \quad \text{where} \quad I_0^p := \int_{(-1,1)} |x|^p \nu(dx), \quad \text{for any } p \geq 0,$$

and note that $\beta \in [0, 2]$ since $I_0^2 < \infty$. Moreover, $I_0^1 < \infty$ if and only if the jumps of X have finite variation. In the case of (tempered) stable processes, β is the greatest of the two activity indices of the Lévy measure. Note that $I_0^p < \infty$ for any $p > \beta$ but I_0^β can be either finite or infinite. If $I_0^\beta = \infty$ we must have $\beta < 2$ and can thus pick $\delta \in (0, 2 - \beta)$, satisfying $\beta + \delta < 1$ whenever $\beta < 1$, and define

$$(5.2) \quad \beta_* := \beta + \delta \cdot \mathbb{1}_{\{I_0^\beta = \infty\}} \in [\beta, 2].$$

The index β_* is either equal to β or arbitrarily close to it. In either case we have $I_0^{\beta_*} < \infty$. Define $\alpha \in [\beta, 2]$ and $\alpha_* \in [\beta_*, 2]$ by

$$(5.3) \quad \alpha := 2 \cdot \mathbb{1}_{\sigma \neq 0} + \mathbb{1}_{\sigma = 0} \begin{cases} 1, & I_0^1 < \infty \text{ and } b_0 \neq 0 \\ \beta, & \text{otherwise,} \end{cases} \quad \text{and} \quad \alpha_* := \alpha + (\beta_* - \beta) \cdot \mathbb{1}_{\alpha = \beta}.$$

Finally, we may define

$$(5.4) \quad \eta_p := 1 + \mathbb{1}_{p > \alpha} + \frac{p}{\alpha_*} \cdot \mathbb{1}_{p \leq \alpha} \in (1, 2], \quad \text{for any } p > 0,$$

and note that $\eta_p \geq 3/2$ for $p \geq 1$.

In order to prove Proposition 2 for barrier-type 1 payoffs, we need to ensure that \overline{X}_T has a sufficiently regular distribution function under $\mathbb{P}_{p\lambda}$. The following assumption will help us establish that in certain cases of interest.

Assumption (S). *Under \mathbb{P}_0 , the Lévy process $X = (X_t)_{t \in [0, T]}$ is in the domain of attraction of an α -stable process as $t \rightarrow 0$ with $\alpha > 1$.*

When X is tempered stable, Assumption (S) holds trivially if $\max\{\alpha_+, \alpha_-\} > 1$ or $\sigma \neq 0$. The index α in Assumption (S) necessarily agrees with the one in (5.3), see [BI20, Subsec. 2.1]. For further sufficient and necessary conditions for Assumption (S), we refer the reader to [Iva18, BI20]. In particular, Assumption (S) remains satisfied if the Lévy measure ν is modified away from 0 or the law of X is changed under an equivalent change of measure, see [BI20, Subsec. 2.3.4].

Lemma 6. *For any Borel set $A \subset \mathbb{R} \times \mathbb{R}_+ \times [0, T]$ and $p > 1$ we have*

$$(5.5) \quad \mathbb{P}_\lambda(\chi \in A) \leq e^{(\mu_{p\lambda} - p\mu_\lambda)/p} \mathbb{P}_0(\chi \in A)^{1-1/p},$$

where the constants μ_λ and $\mu_{p\lambda}$ are defined in (2.4). Moreover, if $I_0^1 < \infty$, then we also have

$$(5.6) \quad \mathbb{P}_\lambda(\chi \in A) \leq e^{\gamma_\lambda^{(+)} + \gamma_\lambda^{(-)}} \mathbb{P}_0(\chi \in A),$$

where the constants $\gamma_\lambda^{(\pm)}$ are defined in (3.7).

The proofs of Lemma 6 and Proposition 2 rely on the identity $\Upsilon_\lambda^p = \Upsilon_{p\lambda} e^{\mu_{p\lambda} - p\mu_\lambda}$, valid for any $\lambda \in \mathbb{R}_+^2$ and $p \geq 1$.

Proof of Lemma 6. Fix the Borel set A . Applying Theorem 1 and Hölder's inequality with $p > 1$, we obtain

$$\mathbb{P}_\lambda(\chi \in A) = \mathbb{E}_0[\Upsilon_\lambda \mathbb{1}_{\{\chi \in A\}}] \leq \mathbb{E}_0[\Upsilon_\lambda^p]^{1/p} \mathbb{E}_0[\mathbb{1}_{\{\chi \in A\}}^q]^{1/q} = e^{(\mu_{p\lambda} - p\mu_\lambda)/p} \mathbb{P}_0(\chi \in A)^{1/q},$$

where $1/q = 1 - 1/p$, implying (5.5). If $I_0^1 < \infty$, then $\mu_{p\lambda} - p\mu_\lambda = p(\gamma_\lambda^{(+)} + \gamma_\lambda^{(-)}) - (\gamma_{p\lambda}^{(+)} + \gamma_{p\lambda}^{(-)}) \leq p(\gamma_\lambda^{(+)} + \gamma_\lambda^{(-)})$. Thus, taking $p \rightarrow \infty$ (and hence $q \rightarrow 1$) in (5.5) yields (5.6). \square

Proof of Proposition 2. Theorem 1 implies that all the expectations in the statement of Proposition 2 can be replaced with the expectation $\mathbb{E}_{p\lambda}[|g(\chi) - g(\chi_n)|]$. Since $\lambda \neq \mathbf{0}$, implying that $\min\{\mathbb{E}[\max\{X_t, 0\}], \mathbb{E}[\max\{-X_t, 0\}]\} < \infty$, [GCMUB21, Prop. 1] yields the result for Lipschitz payoffs. By the assumption in Proposition 2 for the locally Lipschitz case, the Lévy measure $\nu_{p\lambda}$ in (2.1) satisfies the assumption in [GCMUB21, Prop. 2], implying the result for locally Lipschitz payoffs. The result for barrier-type 2 payoffs follows from a direct application of [GCM20, Lem. 14 & 15] and [GCMUB21, Thm 2].

The result for barrier-type 1 payoffs follows from [GCMUB21, Prop. 3 & Rem. 6] if we show the existence of a constant K' satisfying $\mathbb{P}_{p\lambda}(M < \bar{X}_T \leq M + x) \leq K'x^\gamma$ for all $x > 0$. If $\gamma \in (0, 1)$, such K' exists by (5.5) in Lemma 6 above with $p = (1 - \gamma)^{-1} > 1$ and $A = \mathbb{R} \times (M, M + x) \times [0, T]$. If $\gamma = 1$ and $I_0^1 < \infty$, the existence of K' follows from the assumption in Proposition 2 and (5.6) in Lemma 6. If $\gamma = 1$ and Assumption (S) holds, then [BI20, Thm. 5.1] implies the existence of K' . \square

Lemma 7. *Let the payoff g be as in Proposition 2 with $p = 2$ and $\mathbb{E}_0[g(\chi)^2 \Upsilon_\lambda^2] < \infty$. Let $n = n(\epsilon)$, N and N_1, \dots, N_n be as in Proposition 3, then the following limits hold as $\epsilon \rightarrow 0$:*

$$(5.7) \quad \epsilon^2 N_k \rightarrow 2\sqrt{\mathbb{V}_0[D_{k,1}^g]/k} \sum_{j=1}^{\infty} \sqrt{j\mathbb{V}_0[D_{j,1}^g]} \in (0, \infty), \quad k \in \mathbb{N},$$

$$(5.8) \quad \frac{\mathbb{V}_0[\hat{\theta}_{\text{MC}}^{g,n(\epsilon)}]}{\epsilon^2/2} = \frac{\mathbb{V}_0[\theta_1^{g,n(\epsilon)}]}{\epsilon^2 N/2} \rightarrow 1, \quad \text{and} \quad \frac{\mathbb{V}_0[\hat{\theta}_{\text{ML}}^{g,n(\epsilon)}]}{\epsilon^2/2} = \sum_{k=1}^n \frac{\mathbb{V}_0[D_{k,1}^g]}{\epsilon^2 N_k/2} \rightarrow 1.$$

Proof. Since $x + 1 \geq [x] \geq x$, we have $B_k(\epsilon) \geq \epsilon^2 N_k \geq B_{n,k}(\epsilon)$, where

$$B_k(\epsilon) := \epsilon^2 + 2\sqrt{\mathbb{V}_0[D_{k,1}^g]/k} \sum_{j=1}^{\infty} \sqrt{j\mathbb{V}_0[D_{j,1}^g]}, \quad \text{and} \quad B_{n,k}(\epsilon) := 2\sqrt{\mathbb{V}_0[D_{k,1}^g]/k} \sum_{j=1}^n \sqrt{j\mathbb{V}_0[D_{j,1}^g]},$$

implying the limit in (5.7) (note that since $\mathbb{V}_0[D_{k,1}^g] \leq 2\mathbb{E}_0[(\Delta_k^g)^2 + (\Delta_{k-1}^g)^2] = \mathcal{O}(\eta_g^{-k})$ for some $\eta_g > 1$, the limiting value in (5.7) is finite). The first limit in (5.8) follows similarly: $\epsilon^2/2 + \mathbb{V}_0[g(\chi_n)\Upsilon_\lambda] \geq \epsilon^2 N/2 \geq \mathbb{V}_0[g(\chi_n)\Upsilon_\lambda]$, where $\mathbb{V}_0[\theta_1^{g,n}] = \mathbb{V}_0[g(\chi_n)\Upsilon_\lambda] \rightarrow \mathbb{V}_0[g(\chi)\Upsilon_\lambda] > 0$ as $\epsilon \rightarrow 0$ by the convergence in L^2 of Proposition 2. By the same inequalities, we obtain

$$\sum_{k=1}^n \frac{\mathbb{V}_0[D_{k,1}^g]}{B_k(\epsilon)/2} \leq \sum_{k=1}^n \frac{\mathbb{V}_0[D_{k,1}^g]}{\epsilon^2 N_k/2} \leq \sum_{k=1}^n \frac{\mathbb{V}_0[D_{k,1}^g]}{B_{n,k}(\epsilon)/2} = 1.$$

The left-hand side converges to 1 by the monotone convergence theorem with respect to the counting measure, implying the second limit in (5.8) and completing the proof. \square

Proof of Theorem 4. We first establish the CLT for the MLMC estimator $\hat{\theta}_{\text{ML}}^{g,n(\epsilon)}$, where $n = n(\epsilon)$ is as stated in the theorem and the numbers of samples N_1, \dots, N_n are given in (3.4). By (3.1) and (3.3) we have

$$\sqrt{2}\epsilon^{-1} \left(\hat{\theta}_{\text{ML}}^{g,n(\epsilon)} - \mathbb{E}_\lambda[g(\chi)] \right) = \sqrt{2}\epsilon^{-1} \mathbb{E}_0[\Delta_{n(\epsilon)}^g] + \sum_{k=1}^{n(\epsilon)} \sum_{i=1}^{N_k} \zeta_{k,i}, \quad \text{where } \zeta_{k,i} := \frac{\sqrt{2}}{\epsilon N_k} (D_{k,i}^g - \mathbb{E}_0[D_{k,i}^g]).$$

By assumption we have $c_0 > 1/\log \eta_g$. Thus, the limit $\sqrt{2}\epsilon^{-1} \mathbb{E}_0[\Delta_{n(\epsilon)}^g] = \mathcal{O}(\epsilon^{-1+c_0 \log(\eta_g)}) \rightarrow 0$ as $\epsilon \rightarrow 0$ follows from Proposition 2. Hence the CLT in (3.6) for the estimator $\hat{\theta}_{\text{ML}}^{g,n(\epsilon)}$ follows if we prove

$$\sum_{k=1}^{n(\epsilon)} \sum_{i=1}^{N_k} \zeta_{k,i} \xrightarrow{d} Z \quad \text{as } \epsilon \rightarrow 0,$$

where Z is a normal random variable with mean zero and unit variance. Thus, by [Kal02, Thm. 5.12], it suffices to note that $\zeta_{k,i}$ have zero mean $\mathbb{E}_{\mathbf{0}}[\zeta_{k,i}] = 0$,

$$\sum_{k=1}^{n(\epsilon)} \sum_{i=1}^{N_k} \mathbb{E}_{\mathbf{0}}[\zeta_{k,i}^2] = \sum_{k=1}^{n(\epsilon)} \frac{2}{\epsilon^2 N_k} \mathbb{V}_{\mathbf{0}}[D_{k,1}^g] \rightarrow 1 \quad \text{as } \epsilon \rightarrow 0,$$

which holds by (5.8), and establish the Lindeberg condition: for any $r > 0$ the following limit holds $\sum_{k=1}^{n(\epsilon)} \sum_{i=1}^{N_k} \mathbb{E}_{\mathbf{0}}[\zeta_{k,i}^2 \mathbb{1}_{\{|\zeta_{k,i}| > r\}}] \rightarrow 0$ as $\epsilon \rightarrow 0$.

To prove the Lindeberg condition first note that

$$(5.9) \quad \sum_{i=1}^{N_k} \mathbb{E}_{\mathbf{0}}[\zeta_{k,i}^2 \mathbb{1}_{\{|\zeta_{k,i}| > r\}}] = N_k \mathbb{E}_{\mathbf{0}}[\zeta_{k,1}^2 \mathbb{1}_{\{|\zeta_{k,1}| > r\}}] \leq N_k \mathbb{E}_{\mathbf{0}}[\zeta_{k,1}^2] \quad \text{for any } k \in \mathbb{N}.$$

By (5.7), the bound $N_k \mathbb{E}_{\mathbf{0}}[\zeta_{k,1}^2] = 2\mathbb{V}_{\mathbf{0}}[D_{k,1}^g]/(\epsilon^2 N_k)$ converges for all $k \in \mathbb{N}$ as $\epsilon \rightarrow 0$ to some $c_k \geq 0$ and $\sum_{k=1}^n N_k \mathbb{E}_{\mathbf{0}}[\zeta_{k,1}^2] \rightarrow 1 = \sum_{k=1}^{\infty} c_k$. Lemma 7 also implies that $\epsilon N_k \rightarrow \infty$ and $\epsilon^2 N_k$ converges to a positive finite constant as $\epsilon \rightarrow 0$. Since $\mathbb{V}_{\mathbf{0}}[D_{k,1}^g] < \infty$ for all $k \in \mathbb{N}$, the dominated convergence theorem implies

$$N_k \mathbb{E}_{\mathbf{0}}[\zeta_{k,1}^2 \mathbb{1}_{\{|\zeta_{k,1}| > r\}}] = \frac{2\mathbb{E}_{\mathbf{0}}[(D_{k,1}^g - \mathbb{E}[D_{k,1}^g])^2 \mathbb{1}_{\{|D_{k,1}^g - \mathbb{E}[D_{k,1}^g]| > r\epsilon N_k/2\}}]}{\epsilon^2 N_k} \rightarrow 0, \quad \text{as } \epsilon \rightarrow 0.$$

Thus, the inequality in (5.9) and the dominated convergence theorem [Kal02, Thm 1.21] with respect to the counting measure yield the Lindeberg condition, establishing the CLT for $\hat{\theta}_{\text{ML}}^{g,n(\epsilon)}$.

Let us now establish the CLT for the MC estimator $\hat{\theta}_{\text{MC}}^{g,n(\epsilon)}$, with the number of samples N given in Proposition 3. As before, by Proposition 2 and the definition of $n(\epsilon)$ in the theorem, the bias satisfies $\sqrt{2}\epsilon^{-1}\mathbb{E}_{\mathbf{0}}[\Delta_{n(\epsilon)}^g] = \mathcal{O}(\epsilon^{-1+c_0 \log(\eta_g)}) \rightarrow 0$ as $\epsilon \rightarrow 0$. Thus, by [Kal02, Thm. 5.12], it suffices to show that $2\mathbb{V}_{\mathbf{0}}[g(\chi_n)\Upsilon_{\lambda}]/(\epsilon^2 N) \rightarrow 1$ as $\epsilon \rightarrow 0$ and the Lindeberg condition holds: for any $r > 0$,

$$C(\epsilon) := \sum_{i=1}^N \mathbb{E}[|\zeta'_{i,n(\epsilon)}|^2 \mathbb{1}_{\{|\zeta'_{i,n(\epsilon)}| > r\}}] \rightarrow 0, \quad \text{as } \epsilon \rightarrow 0, \quad \text{where } \zeta'_{i,n} := \frac{\sqrt{2}}{\epsilon N}(\theta_i^{g,n} - \mathbb{E}_{\mathbf{0}}[\theta_i^{g,n}]).$$

The limit $2\mathbb{V}_{\mathbf{0}}[g(\chi_n)\Upsilon_{\lambda}]/(\epsilon^2 N) \rightarrow 1$ as $\epsilon \rightarrow 0$ follows from Lemma 7. To establish the Lindeberg condition, let $\tilde{\theta}_{\epsilon} := \theta_1^{g,n(\epsilon)} - \mathbb{E}_{\mathbf{0}}[\theta_1^{g,n(\epsilon)}]$ and note that

$$C(\epsilon) = N \mathbb{E}[|\zeta'_{1,n(\epsilon)}|^2 \mathbb{1}_{\{|\zeta'_{1,n(\epsilon)}| > r\}}] = 2\mathbb{E}[|\tilde{\theta}_{\epsilon}|^2 \mathbb{1}_{\{|\tilde{\theta}_{\epsilon}| > r\epsilon N/2\}}]/(\epsilon^2 N).$$

Since $\theta_1^{g,n} \xrightarrow{L^2} g(\chi)\Upsilon_{\lambda}$ as $n \rightarrow \infty$ by Proposition 2, we get $\tilde{\theta}_{\epsilon} \xrightarrow{L^2} g(\chi)\Upsilon_{\lambda} - \mathbb{E}_{\mathbf{0}}[g(\chi)\Upsilon_{\lambda}]$ as $\epsilon \rightarrow 0$. By Lemma 7, $\epsilon^2 N \rightarrow 2\mathbb{V}_{\mathbf{0}}[g(\chi)\Upsilon_{\lambda}] > 0$ and the indicator function in the integrand vanishes in probability since $\epsilon N \rightarrow \infty$. Thus, the dominated convergence theorem [Kal02, Thm 1.21] yields $C(\epsilon) \rightarrow 0$, completing the proof. \square

Proof of Lemma 5. (a) Note that the density of ℓ_n is given by $x \mapsto \log(1/x)^{n-1}/(n-1)!$, $x \in (0, 1)$. Note that $x^{-1} = e^{\log(1/x)} = \sum_{k=0}^{\infty} \log(1/x)^k/k!$, hence

$$\begin{aligned} n + \int_0^1 \frac{1}{x} (e^{cx} - 1) dx - \sum_{k=1}^n \mathbb{E}[e^{c\ell_k}] &= \sum_{k=n+1}^{\infty} \mathbb{E}[e^{c\ell_k} - 1] = \sum_{k=n+1}^{\infty} \sum_{j=1}^{\infty} \frac{c^j}{j!} \mathbb{E}[\ell_k^j] \\ &= \sum_{j=1}^{\infty} \frac{c^j}{j!} \sum_{k=n+1}^{\infty} (1+j)^{-k} = \sum_{j=1}^{\infty} \frac{c^j}{j!} (1+j)^{-n}. \end{aligned}$$

Since $\int_0^1 x^{-1} (e^{cx} - 1) dx = \sum_{j=1}^{\infty} c^j/(j!j)$ and $(1+j)^{-n} \leq 2^{-n}$ for all $j \in \mathbb{N}$, the inequality in (3.8) holds, implying (a).

(b) Note that $\int_0^1 x^{-1} (e^{cx} - 1) dx = \int_0^c x^{-1} (e^x - 1) dx$ and apply l'Hôpital's rule. \square

APPENDIX A. SIMULATION OF STABLE LAWS

In this section we adapt the Chambers-Mellows-Stuck simulation of the increments of a Lévy process Z with generating triplet $(0, \nu, b)$, where

$$\frac{\nu(dx)}{dx} = \frac{c_+}{x^{\alpha+1}} \cdot \mathbb{1}_{(0, \infty)}(x) + \frac{c_-}{|x|^{\alpha+1}} \cdot \mathbb{1}_{(-\infty, 0)}(x),$$

for arbitrary $(c_+, c_-) \in \mathbb{R}_+^2 \setminus \{\mathbf{0}\}$ and $\alpha \in (0, 2)$. First, we introduce the constant v given by (see (14.20)–(14.21) in [Sat13, Lem. 14.11]):

$$v = \int_1^{\infty} x^{-2} \sin(x) dx + \int_0^1 x^{-2} (\sin(x) - x) dx = 1 - \gamma.$$

Then the characteristic function of Z_t is given by (see [Sat13, Thm 14.15])

$$\begin{aligned} \mathbb{E}[e^{iuZ_t}] &= \exp(t\Psi(u)), \quad u \in \mathbb{R}, \\ \Psi(u) &= i\mu u - \begin{cases} \varsigma |u|^\alpha (1 - i\theta \tan(\frac{\pi\alpha}{2}) \operatorname{sgn}(u)), & \alpha \in (0, 2) \setminus \{1\}, \\ \varsigma |u| (1 + i\theta \frac{2}{\pi} \operatorname{sgn}(u) \log |u|), & \alpha = 1, \end{cases} \end{aligned}$$

where $\theta = (c_+ - c_-)/(c_+ + c_-)$ and the constants μ and ς are given by

$$(A.1) \quad (\mu, \varsigma) = \begin{cases} (b + \frac{c_- - c_+}{1 - \alpha}, -(c_+ + c_-) \Gamma(-\alpha) \cos(\frac{\pi\alpha}{2})), & \alpha \in (0, 2) \setminus \{1\}, \\ (b + v(c_+ - c_-), \frac{\pi}{2}(c_+ + c_-)), & \alpha = 1. \end{cases}$$

Finally, we define Zolotarev's function

$$A_{a,r}(u) = (1 + \theta^2 \tan^2(\frac{\pi\alpha}{2}))^{\frac{1}{2\alpha}} \frac{\sin(a(r+u)) \cos(ar + (a-1)u)^{1/a-1}}{\cos(u)^{1/a}}, \quad u \in (-\frac{\pi}{2}, \frac{\pi}{2}).$$

Algorithm 2. (Chambers-Mallows-Stuck) Simulation of Z_t with triplet $(0, \nu, b)$

Require: Parameters (c_{\pm}, α, b) and time horizon $t > 0$

- 1: Compute $\theta = (c_+ - c_-)/(c_+ + c_-)$ and (μ, ς) in (A.1)
 - 2: Sample $U \sim \text{U}(-\frac{\pi}{2}, \frac{\pi}{2})$ and $E \sim \text{Exp}(1)$
 - 3: **if** $\alpha \neq 1$ **then**
 - 4: Compute $\delta = \arctan(\theta \tan(\frac{\pi\alpha}{2}))/\alpha$ and **return** $(\varsigma t)^{1/\alpha} A_{\alpha, \delta}(U) E^{1-1/\alpha} + \mu t$
 - 5: **else**
 - 6: **return** $\frac{2}{\pi} \varsigma t \left(\left(\frac{\pi}{2} + \theta U \right) \tan(U) - \theta \log \left(\frac{\pi E \cos(U)}{\varsigma t (\pi + 2\theta U)} \right) \right) + \mu t$
 - 7: **end if**
-

REFERENCES

- [ACU02] Florin Avram, Terence Chan, and Miguel Usabel, *On the valuation of constant barrier options under spectrally one-sided exponential Lévy models and Carr’s approximation for American puts*, Stochastic Process. Appl. **100** (2002), 75–107. MR 1919609
- [AL13] Leif Andersen and Alexander Lipton, *Asymptotics for exponential Lévy processes and their volatility smile: survey and new results*, Int. J. Theor. Appl. Finance **16** (2013), no. 1, 1350001, 98. MR 3038608
- [BAK15] Mohamed Ben Alaya and Ahmed Kebaier, *Central limit theorem for the multilevel Monte Carlo Euler method*, Ann. Appl. Probab. **25** (2015), no. 1, 211–234. MR 3297771
- [BG61] R. M. Blumenthal and R. K. Gettoor, *Sample functions of stochastic processes with stationary independent increments*, J. Math. Mech. **10** (1961), 493–516. MR 0123362
- [BI20] Krzysztof Bisewski and Jevgenijs Ivanovs, *Zooming-in on a lévy process: failure to observe threshold exceedance over a dense grid*, Electron. J. Probab. **25** (2020), 33 pp.
- [BPP17] E.J. Baurdoux, Z. Palmowski, and M.R. Pistorius, *On future drawdowns of Lévy processes*, Stochastic Processes and their Applications **127** (2017), no. 8, 2679–2698.
- [CGMY02] Peter Carr, Helyette Geman, Dilip Madan, and Marc Yor, *The fine structure of asset returns: An empirical investigation*, The Journal of Business **75** (2002), no. 2, 305–332.
- [Che11] Ao Chen, *Sampling error of the supremum of a Levy process*, ProQuest LLC, Ann Arbor, MI, 2011, Thesis (Ph.D.)—University of Illinois at Urbana-Champaign. MR 2996014
- [CMS76] J. M. Chambers, C. L. Mallows, and B. W. Stuck, *A method for simulating stable random variables*, J. Amer. Statist. Assoc. **71** (1976), no. 354, 340–344. MR 415982
- [CT15] Rama Cont and Peter Tankov, *Financial modelling with jump processes, second edition*, Chapman and Hall/CRC Financial Mathematics Series, Taylor & Francis, 2015.

- [CZH11] PETER CARR, HONGZHONG ZHANG, and OLYMPIA HADJILIADIS, *Maximum drawdown insurance*, International Journal of Theoretical and Applied Finance **14** (2011), no. 08, 1195–1230.
- [Dow] Lucas Downey, *Ulcer index (UI) definition*, <https://www.investopedia.com/terms/u/ulcerindex.a> Investopedia (2009).
- [FLT14] José E. Figueroa-López and Peter Tankov, *Small-time asymptotics of stopped Lévy bridges and simulation schemes with controlled bias*, Bernoulli **20** (2014), no. 3, 1126–1164. MR 3217440
- [GCM20] Jorge I. González Cázares and Aleksandar Mijatović, *Stick-breaking with small-jump Gaussian approximation for the drawdown of a Lévy process*, arXiv e-prints (2020), arXiv:1810.11039.
- [GCMUB21] Jorge I. González Cázares, Aleksandar Mijatović, and Gerónimo Uribe Bravo, *Geometrically convergent simulation of the extrema of Lévy processes*, to appear in Math. Oper. Res. (2021).
- [Gla04] Paul Glasserman, *Monte Carlo methods in financial engineering*, Applications of Mathematics (New York), vol. 53, Springer-Verlag, New York, 2004, Stochastic Modelling and Applied Probability. MR 1999614
- [Gra19] Michael Grabchak, *Rejection sampling for tempered Lévy processes*, Stat. Comput. **29** (2019), no. 3, 549–558. MR 3969059
- [GX17] Michael B. Giles and Yuan Xia, *Multilevel Monte Carlo for exponential Lévy models*, Finance Stoch. **21** (2017), no. 4, 995–1026. MR 3723380
- [HK19] Håkon Hoel and Sebastian Krumscheid, *Central limit theorems for multilevel Monte Carlo methods*, J. Complexity **54** (2019), 101407, 16. MR 3983217
- [Iva18] Jevgenijs Ivanovs, *Zooming in on a Lévy process at its supremum*, Ann. Appl. Probab. **28** (2018), no. 2, 912–940. MR 3784492
- [Kal02] Olav Kallenberg, *Foundations of modern probability*, second ed., Probability and its Applications (New York), Springer-Verlag, New York, 2002. MR 1876169
- [KK16] Kyoung-Kuk Kim and Sojung Kim, *Simulation of tempered stable Lévy bridges and its applications*, Oper. Res. **64** (2016), no. 2, 495–509. MR 3500619
- [KKM04] Claudia Klüppelberg, Andreas E. Kyprianou, and Ross A. Maller, *Ruin probabilities and overshoots for general Lévy insurance risk processes*, Ann. Appl. Probab. **14** (2004), no. 4, 1766–1801. MR 2099651

- [KL09] Oleg Kudryavtsev and Sergei Levendorskiĭ, *Fast and accurate pricing of barrier options under Lévy processes*, Finance Stoch. **13** (2009), no. 4, 531–562. MR 2519843
- [KM11] Reiichiro Kawai and Hiroki Masuda, *On simulation of tempered stable random variates*, J. Comput. Appl. Math. **235** (2011), no. 8, 2873–2887. MR 2763192
- [Kou14] Steven Kou, *Lévy processes in asset pricing*, American Cancer Society, 2014.
- [LLZ17] David Landriault, Bin Li, and Hongzhong Zhang, *On magnitude, asymptotics and duration of drawdowns for Lévy models*, Bernoulli **23** (2017), no. 1, 432–458. MR 3556778
- [LZZ15] Ping Li, Wu Zhao, and Wei Zhou, *Ruin probabilities and optimal investment when the stock price follows an exponential Lévy process*, Appl. Math. Comput. **259** (2015), 1030–1045. MR 3338431
- [Mor03] E. Mordecki, *Ruin probabilities for Lévy processes with mixed-exponential negative jumps*, Teor. Veroyatnost. i Primenen. **48** (2003), no. 1, 188–194. MR 2013414
- [PT06] Jérémy Poirot and Peter Tankov, *Monte carlo option pricing for tempered stable (cgmy) processes*, Asia-Pacific Financial Markets **13** (2006), no. 4, 327–344.
- [PUB12] Jim Pitman and Gerónimo Uribe Bravo, *The convex minorant of a Lévy process*, Ann. Probab. **40** (2012), no. 4, 1636–1674. MR 2978134
- [Sat13] Ken-iti Sato, *Lévy processes and infinitely divisible distributions*, Cambridge Studies in Advanced Mathematics, vol. 68, Cambridge University Press, Cambridge, 2013, Translated from the 1990 Japanese original, Revised edition of the 1999 English translation. MR 3185174
- [Sch03] W. Schoutens, *Levy processes in finance: Pricing financial derivatives*, Wiley Series in Probability and Statistics, Wiley, 2003.
- [Sch06] Wim Schoutens, *Exotic options under Lévy models: an overview*, J. Comput. Appl. Math. **189** (2006), no. 1-2, 526–538. MR 2202995
- [Sor03] D. Sornette, *Why stock markets crash: Critical events in complex financial systems*, 2003.
- [Vec06] J. Vecer, *Maximum drawdown and directional trading*, Risk **19** (2006), 99–92.

ACKNOWLEDGEMENT

JGC and AM are supported by The Alan Turing Institute under the EPSRC grant EP/N510129/1; AM supported by EPSRC grant EP/P003818/1 and the Turing Fellowship funded by the Programme on Data-Centric Engineering of Lloyd's Register Foundation; JGC supported by CoNaCyT scholarship 2018-000009-01EXTF-00624 CVU 699336.

DEPARTMENT OF STATISTICS, UNIVERSITY OF WARWICK, & THE ALAN TURING INSTITUTE, UK

Email address: `jorge.gonzalez-cazares@warwick.ac.uk`

DEPARTMENT OF STATISTICS, UNIVERSITY OF WARWICK, & THE ALAN TURING INSTITUTE, UK

Email address: `a.mijatovic@warwick.ac.uk`