

Exact Delta Kick Cooling, Time-Optimal Control of Scale-Invariant Dynamics, and Shortcuts to Adiabaticity Assisted by Kicks

Léonce Dupays,^{1,2} David C. Spierings,³ Aephraim M. Steinberg,³ and Adolfo del Campo^{1,2}

¹*Department of Physics and Materials Science, University of Luxembourg, L-1511 Luxembourg, G. D. Luxembourg*

²*Donostia International Physics Center, E-20018 San Sebastián, Spain*

³*Centre for Quantum Information and Quantum Control and Institute for Optical Sciences, Department of Physics, University of Toronto, Toronto, Ontario, Canada*

Delta kick cooling (DKC) is used to compress the momentum distribution of ultracold quantum matter. It combines expansion dynamics with the use of kick pulses, designed via classical methods, that bring the system to rest. We introduce an exact approach to DKC for arbitrary scale-invariant dynamics of quantum gases, lifting the original restrictions to free evolution and noninteracting systems, to account for the control of atomic clouds in a time-dependent harmonic trap that can be either repulsive (inverted) or confining. We show that DKC assisted by a repulsive potential outperforms the conventional scheme, and that sudden trap-frequency quenches combined with DKC are equivalent to time-optimal bang-bang protocols. We further show that reverse engineering of the scale-invariant dynamics under smooth trap-frequency modulations can be combined with DKC to introduce a new class of shortcuts to adiabaticity assisted by kicks.

Delta kick cooling (DKC) is a technique for preparing states with low kinetic temperatures (narrow momentum distributions). It relies on unitary dynamics generated by a time-dependent Hamiltonian and it thus preserves the von Neumann entropy of the system. As a result, it belongs to the family of techniques that achieve “cooling” preserving phase-space density [1–4]. DKC can be broadly used for the cooling of cold atoms [3–8], molecules, and ions. It has found applications in interferometry and gravimetry with Bose-Einstein condensates [9, 10]. While originally conceived in a time-of-flight setting [1], variants of it involve pulsing optical lattices and other potentials [11].

An alternative approach to cooling preserving phase-space density relies on expansions engineered in isolated systems confined in a time-dependent trap [12–30]. The modulation of the trapping frequencies in such expansions can involve sudden, abrupt changes as in time-optimal bang-bang protocols. Alternatively, smooth modulations can be designed using shortcuts to adiabaticity (STA) [31, 32] (to be distinguished from recent generalizations to open quantum systems that alter the phase-space density [33–37]). Such STA have been applied to the cooling of ultracold atoms, including thermal clouds [38], Bose-Einstein condensates [39–41], low-dimensional gases [42], and Fermi gases in the non-interacting and strongly-interacting regimes [43–46]. Though most works consider harmonic confinement, it is worth emphasizing that these techniques are also applicable to anharmonic trapping geometries [17, 21, 24–27]. The latter can be explored in ultracold gases – e.g. using time-averaged potentials [47] or digital micromirror devices [48] – as well as trapped ions, among other platforms.

In this work, we introduce an exact framework to describe DKC using scale-invariant dynamics of quantum gases, from which the conventional classical analysis is derived as an approximation. As a result, we generalize DKC in the presence of interactions and an arbitrary

time-dependent harmonic trap, identifying the exact pulse parameters to bring the trapped atomic cloud to rest. We prove the equivalence between the generalized DKC and bang-bang protocols in time-optimal control with unbounded frequencies, find exact DKC protocols with realistic pulses of finite duration and strength, and identify the conditions for the instantaneous-pulse description to hold. We also introduce a new class of shortcuts to adiabaticity that exploit a combination of reverse-engineering the scale-invariant dynamics and δ -kicks.

I. DKC AND SCALE INVARIANCE

DKC of an atomic cloud admits an intuitive description in the absence of interparticle interactions using classical equations of motion [1–4]. The width of a wavepacket with initial size Δr_0 and momentum dispersion Δp_0 grows in time according to $\Delta r(t) \approx \Delta p_0 t / m = b(t) \Delta r_0$ in the absence of any confining potential. The dynamics are governed by the kinetic energy and are thus Hamiltonian. Liouville’s theorem guarantees that the phase space density is conserved. To bring the expanding cloud to rest, DKC makes use of a pulsed harmonic potential $V = \frac{1}{2} m \omega_k^2 r^2$ for a short duration τ_k . This pulse acts as a harmonic lens, applying a force $\vec{f} = -m \omega_k^2 \vec{r}$. The resulting kick alters the momentum of the wavepacket according to $\delta \vec{p} = \vec{f} \tau_k = -m \tau_k \omega_k^2 \vec{r}$. Particles with momentum $m \vec{v} / t_k$ are brought to rest by choosing $\tau_k \omega_k^2 = 1 / t_k$, where t_k is the instant at which the free expansion is interrupted by the kick. In doing so, DKC narrows the momentum distribution by a factor of $\Delta r_0 / \Delta r(t) = 1 / b(t)$, as illustrated in Fig. 1.

In what follows we adopt a general framework for quantum systems undergoing self-similar dynamics, also known as scale-invariant evolution. This kind of dynamics is familiar in the description of wavepackets in

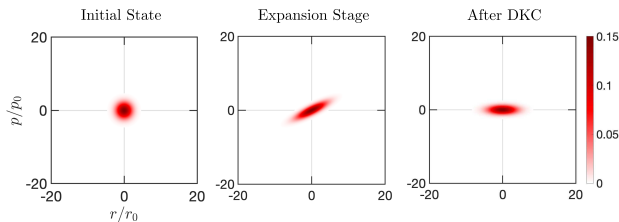


Figure 1. Wigner function of a thermal state of a quantum oscillator during a standard DKC protocol. During expansion in free space the initial momentum width is conserved as the width in position grows, and in the long-time limit momentum becomes linearly correlated with position. A harmonic kick rotates the distribution onto the position axis, lowering the temperature of the cloud. The initial inverse temperature $\beta_0 = 1/(\hbar\omega_0)$ and the expansion time $t_k = 3/2\omega_0$, where ω_0 is the initial trap frequency. Further, $p_0 = \sqrt{(\hbar m\omega_0)/2}$ and $r_0 = \sqrt{\hbar/(2m\omega_0)}$.

a time-dependent harmonic trap [49, 50]. As such, it describes as well noninteracting Bose and Fermi gases. Yet, scale invariance also governs the dynamics of interacting systems, such as one-dimensional gases in the Tonks-Girardeau regime [51, 52], two-dimensional Bose-Einstein condensates with contact interactions [53], and the three dimensional unitary Fermi gas [54, 55], among other examples [17, 56]. In the Thomas-Fermi regime, it actually governs the evolution of Bose-Einstein condensates in any spatial dimension [14]. Scale invariance is at the core of time-of-flight imaging techniques, providing the means to reconstruct in-situ properties of a confined atomic cloud, such as the momentum distribution, from images of its spatial density after its release [57–60]. Conversely, scale invariance can also be used to probe properties during time evolution, such as the mean energy and its fluctuations, when equilibrium properties are known [30, 61, 62]. As we shall see, scale invariance can be used to describe DKC exactly, without approximations, and to generalize it in the presence of time-dependent confinements.

Consider the family of time-dependent Hamiltonians

$$H(t) = \sum_{i=1}^N \left[\frac{\vec{p}_i^2}{2m} + \frac{1}{2}m\omega(t)^2\vec{r}_i^2 \right] + \sum_{i<j} V(\vec{r}_i - \vec{r}_j), \quad (1)$$

describing N particles in an isotropic harmonic trap. Particles interact with each other through a homogeneous pairwise potential fulfilling $V(\lambda\vec{r}) = \lambda^{-2}V(\vec{r})$. Thanks to this scaling property, the dynamics are self-similar, i.e., scale invariant [17, 56, 63], a familiar feature in Bose-Einstein condensates [57, 58]. An energy eigenstate $\Psi(0)$ of the Hamiltonian at $t = 0$ with eigenvalue $E(0)$ evolves into

$$\Psi(t) = \frac{1}{b^{\frac{DN}{2}}} \exp \left[i \frac{mb}{2\hbar} \sum_{i=1}^N \vec{r}_i^2 - i \int_0^t \frac{E(0)}{\hbar b(t')^2} dt' \right] \times \Psi \left(\frac{\vec{r}_1}{b}, \dots, \frac{\vec{r}_N}{b}, t = 0 \right), \quad (2)$$

where D denotes the spatial dimension and $b(t) > 0$ is the scaling factor that determines the variation of the atomic cloud size. The specific time-dependence of the latter following an arbitrary modulation of the trapping frequency $\omega(t)$ can be found by solving the Ermakov equation,

$$\ddot{b} + \omega(t)^2 b = \omega_0^2 / b^3, \quad (3)$$

with the boundary conditions $b(0) = 1$ and $\dot{b}(0) = 0$, as $\Psi(0)$ is assumed to be stationary for $t < 0$. For instance, in time-of-flight (TOF) imaging, the typical expansion factor after suddenly switching off the trap (so that $\omega(t) = 0$ for $t \geq 0$) is characterized by

$$b_{\text{TOF}}(t) = \sqrt{1 + \omega_0^2 t^2}. \quad (4)$$

By contrast, in the adiabatic limit, setting $\ddot{b} \approx 0$ in the Ermakov equation, one finds

$$b_{\text{ad}} = \sqrt{\frac{\omega_0}{\omega(t)}}. \quad (5)$$

We next leverage the description of DKC to scale-invariant dynamics, thus allowing for an exact treatment with no approximations. To this end, consider an initial equilibrium state of $H(t)$ at $t = 0$ when the trap frequency is $\omega(0) = \omega_0$. A modulation in time of the trap frequency $\omega(t)$ induces a nonequilibrium dynamics of the state of the system described by Eq. (2). In principle, one can match at a given instant t_F the width of the atomic cloud out of equilibrium with that of a harmonic trap of frequency

$$\omega_F = \frac{\omega_0}{b_F^2}, \quad (6)$$

whose ground state has the same width. With respect to the associated Hamiltonian $H(t_F)$ with $\omega(t_F) = \omega_F$, excitations under self-similar dynamics are encoded in the phase factor proportional to \dot{b}/b in Eq. (2). It can be shown that this phase modulation is responsible for the broadening of the momentum distribution, see Appendix A. The cancellation of this phase factor can be achieved by an instantaneous δ -kick, described by the “kicked” Hamiltonian

$$H_k(t) = H(t) + \delta(t - t_k) \frac{1}{2} m \omega_k^2 \sum_{i=1}^N \vec{r}_i^2. \quad (7)$$

It is well known that the propagator associated with such a Hamiltonian can be decomposed as

$$U_\delta(t, 0) = U(t, t_k + \tau_k) e^{-i\tau_k \frac{m\omega_k^2}{2\hbar} \sum_{i=1}^N \vec{r}_i^2} U(t_k, 0), \quad (8)$$

where $U(t, t')$ is the propagator associated with $H(t)$, and τ_k is a small time scale during which the kick is applied (finite pulses are discussed in Sec. VII). Considering the evolution from $t = 0$ to time $t_F = t_k + \tau_k$ (thus setting $U(t, t_k + \tau_k) = \mathbb{I}$), one can choose the pulse strength such that the time evolution operator reduces to the squeezing operator that dilates the atomic cloud in coordinate

space by a factor $b = b(t_k)$ while compressing it in the momentum representation by a factor $1/b$,

$$U_\delta(t_F, 0) = \mathcal{S}(b) = \exp\left(-i\frac{\log b}{2\hbar} \sum_{i=1}^N \{\vec{r}_i, \vec{p}_i\}\right). \quad (9)$$

Indeed, $\mathcal{S}(b)\Psi(\vec{r}_1, \dots, \vec{r}_N) = \Psi(\vec{r}_1/b, \dots, \vec{r}_N/b)$, while for a function in the momentum representation $\mathcal{S}(b)\tilde{\Psi}(\vec{p}_1, \dots, \vec{p}_N) = \tilde{\Psi}(\vec{p}_1 b, \dots, \vec{p}_N b)$.

Specifically, this is achieved by choosing the pulse parameters τ_k and ω_k such that

$$\exp\left[-i\frac{\tau_k m \omega_k^2}{2\hbar} \sum_{i=1}^N \vec{r}_i^2\right] \exp\left[i\frac{m\dot{b}}{2\hbar b} \sum_{i=1}^N \vec{r}_i^2\right] = 1, \quad (10)$$

this is

$$\tau_k \omega_k^2 = \frac{\dot{b}(t_k)}{b(t_k)}. \quad (11)$$

This is the main result of this work and generalizes DKC in the presence of interactions and an arbitrary time-dependent harmonic trap. A further generalization to the case of a nonharmonic trap preserving scale invariance directly follows from [21, 25, 27].

Under time of flight, the pulse condition (11) reads

$$\tau_k \omega_k^2 = \frac{\omega_0^2 t_k}{1 + \omega_0^2 t_k^2}. \quad (12)$$

For $t_k \gg \omega_0^{-1}$, the TOF scaling factor (4) approaches $b(t_k) = \omega_0 t_k$, and one finds the simplified condition used in the long-time (far-field) DKC [1, 4] described at the beginning of this section,

$$\tau_k \omega_k^2 = 1/t_k. \quad (13)$$

But this is an approximation that is restricted to (i) free TOF under sudden switching of the trap and (ii) long times of expansion $t_k \gg \omega_0^{-1}$. Figure 2 shows in a TOF setting the difference between the strength of the kick in this limit and the exact result predicted by Eq. (11).

Figure 3 illustrates the associated modulation of the trap frequency and the evolution of the scaling factor during the process. The initial state is in equilibrium with a harmonic trap of frequency ω_0 . This can be either considered as a reference virtual trap or an initial physical trap confining the atomic cloud. At $t \geq 0$ the atomic cloud is released and expands freely for a time t_k when a pulse is implemented. Such a pulse can be described by a frequency modulation, although it can be possibly engineered by different means in the laboratory. The atomic cloud right after the pulse is in equilibrium with a trap of frequency $\omega_F = \omega_0/b_F^2$ with $b_F = b(t_k)$.

Equation (12) can be rewritten in terms of the final scaling factor after TOF as $\tau_k \omega_k^2/\omega_0 = \sqrt{b_F^2 - 1}/b_F^2$. By contrast, in the long-time approximation $\tau_k \omega_k^2/\omega_0 = 1/\sqrt{b_F^2 - 1} \approx 1/b_F$. The agreement between the exact pulse parameters determined by these two approaches is naturally fulfilled whenever the scaling factor is moderately large, as shown in Fig. 4.

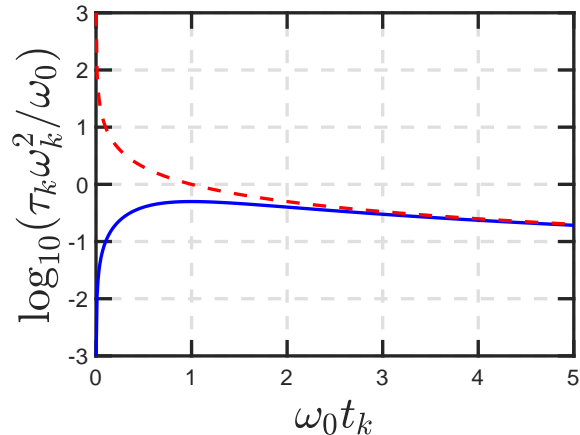


Figure 2. Comparison between the pulse parameters determined by the exact DKC relation (blue, solid line) and the long-time limit (red, dashed line). The kick strength is shown as a function of the free time of flight t_k at which the kick is applied. Differences in the strength between the exact and long-time pulses become significant for $t_k \lesssim 3\omega_0^{-1}$.

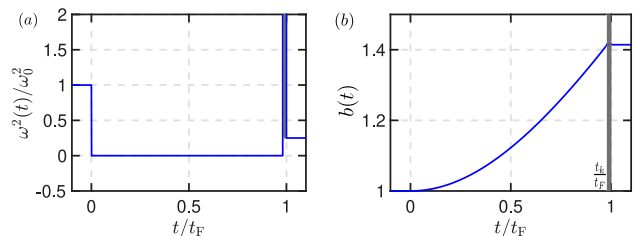


Figure 3. DKC after free expansion. (a) Time evolution of $\omega(t)^2/\omega_0^2$ during the process, with parameters $1/5\omega_k = 2\omega_F = \omega_0$. (b) Time evolution of $b(t)$. The kick is considered short enough so that evolution of the scaling factor is negligible during its implementation, and the final state is a stationary state of the final trap with frequency $\omega_F = \omega_0/b_F^2$.

II. PHASE-SPACE ANALYSIS OF GENERALIZED DKC

A phase-space description of DKC, generalized for arbitrary modulations of the trapping frequency, makes its operation particularly transparent. The non-commutativity of position and momentum operators prompts the use of the Wigner function, as a quasi-probability distribution [64, 65]. Under scale invariance, using (2) we first note that the one-body reduced density matrix at time t , $\rho_1(t) = \rho_1(\vec{r}, \vec{r}', t)$, is related to the initial one according to [17]

$$\begin{aligned} \rho_1(t) &= N \int d\vec{r}_2 \cdots d\vec{r}_N \Psi(\vec{r}, \vec{r}_2 \cdots \vec{r}_N; t) \Psi(\vec{r}', \vec{r}_2 \cdots \vec{r}_N; t)^* \\ &= \frac{N}{b^D} \exp\left[i\frac{m\dot{b}}{2\hbar b} \sum_{i=1}^N (\vec{r}^2 - \vec{r}'^2)\right] \rho_1\left(\frac{\vec{r}}{b}, \frac{\vec{r}'}{b}, t=0\right). \end{aligned} \quad (14)$$

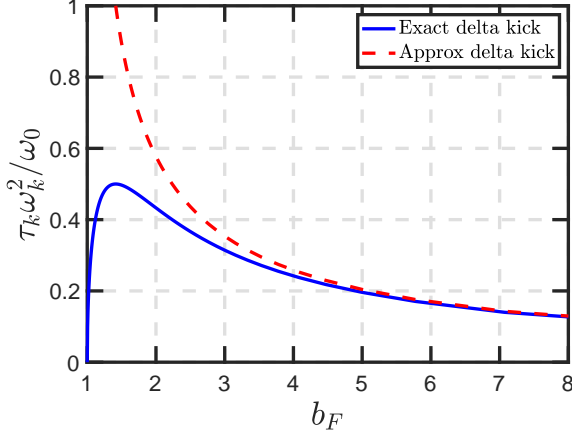


Figure 4. Pulse parameters for DKC with free expansion as a function of the final value of the scaling factor, with $b(0) = 1$. The blue, solid line corresponds to the exact expression for the kick (12) and the red, dashed line to the approximated expression (13).

The Wigner function associated with the one-body reduced density matrix can then be represented as a function of the coordinate \vec{r} and the canonically-conjugated momentum \vec{p} ,

$$W_t(\vec{r}, \vec{p}) = \frac{1}{(\pi\hbar)^D} \int \left\langle \vec{r} - \vec{y} \left| \hat{\rho}_t \right| \vec{r} + \vec{y} \right\rangle e^{2i\vec{p}\cdot\vec{y}/\hbar} d\vec{y},$$

where $\rho(\vec{r}, \vec{r}') = \langle \vec{r}' | \hat{\rho}_t | \vec{r} \rangle$ denotes a density matrix in the coordinate representation. The marginals of $W_t(\vec{r}, \vec{p})$ correspond to the probability density in the coordinate and momentum representation

$$\int W_t(\vec{r}, \vec{p}) d\vec{p} = \rho(\vec{r}, \vec{r}) = \langle \vec{r} | \hat{\rho}_t | \vec{r} \rangle, \quad (15)$$

$$\int W_t(\vec{r}, \vec{p}) d\vec{r} = \rho(\vec{p}, \vec{p}) = \langle \vec{p} | \hat{\rho}_t | \vec{p} \rangle. \quad (16)$$

For the description of DKC, it follows from (14) that the evolution of the Wigner function in a scale-invariant process is governed by a canonical transformation,

$$\begin{pmatrix} \vec{r} \\ \vec{p} \end{pmatrix} = \begin{pmatrix} \alpha & \beta \\ \gamma & \delta \end{pmatrix} \begin{pmatrix} \vec{r}' \\ \vec{p}' \end{pmatrix}, \quad (17)$$

belonging to the two-dimensional real symplectic group $\text{Sp}(2, \mathbb{R})$. The phase-space propagator that determines the evolution of the Wigner function [66]

$$W(\vec{r}, \vec{p}; t) = \iint d\vec{r}' d\vec{p}' K(\vec{r}, \vec{p} | \vec{r}', \vec{p}'; 0) W(\vec{r}', \vec{p}'; 0) \quad (18)$$

becomes

$$K(\vec{r}, \vec{p} | \vec{r}', \vec{p}') = \delta[\vec{r}' - (\alpha\vec{r} + \beta\vec{p})] \delta[\vec{p}' - (\gamma\vec{r} + \delta\vec{p})], \quad (19)$$

in terms of the D -dimensional delta function. Under scale invariance (SI), the evolution of an eigenstate at $t = 0$

following a modulation of the trapping frequency $\omega(t)$ is described by [67]

$$\begin{pmatrix} \alpha & \beta \\ \gamma & \delta \end{pmatrix}_{\text{SI}} = \begin{pmatrix} 1/b & 0 \\ -mb & b \end{pmatrix} \quad (20)$$

and the time-dependent Wigner function reads

$$W_t(\vec{r}, \vec{p}) = W_0 \left(\frac{\vec{r}}{b}, b\vec{p} - mb\vec{r} \right), \quad (21)$$

where we note that W_0 need not be positive, i.e., it can describe a non-classical state.

The evolution of the Wigner function reflects the fact that as the expansion occurs the momentum distribution is compressed. In addition, the expansion also leads to a momentum shift controlled by the rate of change of the scaling factor. Both DKC cooling and STA aim at engineering an expansion (or compression) such that the initial Wigner function $W_0(\vec{r}, \vec{p})$ evolves into $W_t(\vec{r}, \vec{p}) = W_0(\vec{r}/b, b\vec{p})$, cancelling the momentum shift. While conventional STA achieve so by reverse engineering the dynamics, the evolution under DKC leads first to the state (21) and then applies a δ -kick (DK), with phase-space propagator characterized by

$$\begin{pmatrix} \alpha & \beta \\ \gamma & \delta \end{pmatrix}_{\text{DK}} = \begin{pmatrix} 1 & 0 \\ +mb & 1 \end{pmatrix}, \quad (22)$$

which implements the momentum boost $b\vec{p} - mb\vec{r} \rightarrow b\vec{p}$, slowing down the motion of the atomic cloud. Indeed, the propagator of the complete sequence associated with DKC is set by (19) with

$$\begin{pmatrix} \alpha & \beta \\ \gamma & \delta \end{pmatrix}_{\text{DKC}} = \begin{pmatrix} \alpha & \beta \\ \gamma & \delta \end{pmatrix}_{\text{DK}} \begin{pmatrix} \alpha & \beta \\ \gamma & \delta \end{pmatrix}_{\text{SI}} = \begin{pmatrix} 1/b & 0 \\ 0 & b \end{pmatrix}, \quad (23)$$

which guarantees reaching the target state, e.g., with squeezed momentum distribution by a scaling factor b .

In short, the condition (11) specifies the required kick to cancel excitations during an arbitrary scale-invariant expansion, with respect to a Hamiltonian $H(t_F)$ with frequency ω_F in (6). This suggests two different strategies to improve DKC: (i) Combine control techniques to engineer expansions faster than TOF and apply modified δ -kicks. (ii) Keeping a trap turned on at all times and reverse engineer its frequency $\omega(t)$ to prepare the desired target state. Said differently, one can conceive a new kind of STA: drive $\omega(t)$, cancel excitations with a δ -kick and trap the kicked state with a harmonic potential of frequency $\omega_F = \omega_0/b^2$. Effectively, this approach is described by a combination of a smooth driving $\omega(t)$ with a bang-bang protocol with two steps, from $\omega(t_k)$ to ω_k and from ω_k to $\omega_F = \omega_0/b^2$. We discuss these two alternatives below. Before doing so, we first establish and quantify the advantage of using DKC over adiabatic protocols.

III. ADVANTAGE OF DKC WITH FREE EXPANSION OVER ADIABATIC PROTOCOLS

A natural strategy to meet the goal of DKC is to rely on adiabatic driving. Under scale invariance dynamics, the adiabaticity condition was identified by Lewis and Riesenfeld [49] as

$$\frac{\dot{\omega}(t)}{\omega(t)^2} \ll 1. \quad (24)$$

Provided that this condition is satisfied one can engineer an adiabatic expansion to compress the momentum distribution.

To shorten the process, one may consider protocols in which the nonadiabaticity coefficient is finite, but kept constant at all times. A protocol satisfying the condition

$$\frac{\dot{\omega}(t)}{\omega(t)^2} = \mu, \quad (25)$$

is provided by a time-dependent trap frequency of the form

$$\omega(t) = \frac{\omega_0 t_F}{t_F + \left(\frac{\omega_0}{\omega_F} - 1\right)t}, \quad (26)$$

that varies from ω_0 to ω_F in a time t_F . In such a protocol

$$\mu = \left(1 - \frac{\omega_F}{\omega_0}\right) \frac{1}{\omega_F t_F}. \quad (27)$$

This driving scheme has been explored in a number of works [68–70]. The evolution of the scaling factor is then non-monotonic and at specific times $\{t_n\}$, the rate of change of the scaling factor vanishes, i.e., $\dot{b}(t_n) = 0$. At these specific times, the scaling factor takes the value

$$b(t_n) = \sqrt{\frac{\omega_0}{\omega_F}}, \quad (28)$$

which is precisely the result in a truly adiabatic evolution. In this sense, protocols with finite μ reproduce the exact adiabatic dynamics at the specific instants of time $\{t_n\}$. It is then possible to stop the expansion at t_n by suddenly changing the trapping frequency from $\omega(t_n)$ to ω_F , without inducing residual excitations in the final state, which is a stationary state of the final Hamiltonian with frequency ω_F . The shortest time at which this is possible is given by [70]

$$t_1 = \frac{1 - \frac{\omega_F}{\omega_0}}{\omega_F} \sqrt{1 + \frac{4\pi^2}{\ln^2\left(\frac{\omega_F}{\omega_0}\right)}}. \quad (29)$$

We note that while the prefactor of the square root is approximately N/ω_0 for $N = \omega_0/\omega_F \gg 1$, the square root term cannot be ignored in the experimentally relevant range of values, e.g., $N = 1 - 100$. By contrast, relying on DKC with free expansion, the required time for the scaling factor to reach the value $\sqrt{\frac{\omega_0}{\omega_F}}$ is

$$t_F^{\text{DKC}} = \frac{1}{\omega_0} \sqrt{\frac{\omega_0}{\omega_F} - 1} \approx \sqrt{N}/\omega_0. \quad (30)$$

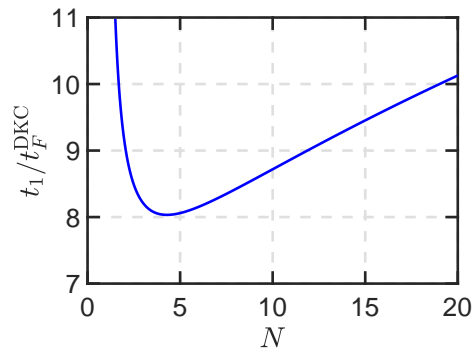


Figure 5. Time gain in DKC with free expansion over adiabatic protocols as a function of the the ratio $N = \omega_0/\omega_F$.

The ratio of the required times is thus

$$\frac{t_1}{t_F^{\text{DKC}}} = \sqrt{(N-1) \left(1 + \frac{4\pi^2}{\ln^2(N)}\right)}, \quad (31)$$

which as a function of N takes the minimum value of 8.03 for $N = 4.29$. This provides the minimum time gain by DKC over adiabatic approaches. Figure 5 shows the actual time gain as a function of N . While asymptotically it approaches \sqrt{N} , the actual expression (31) is required to estimate the advantage of DKC over a (quasi-) adiabatic protocol for realistic values of N .

IV. SUDDEN TRAP-FREQUENCY QUENCHES AND TIME-OPTIMAL CONTROL

Consider an initial atomic cloud confined in a trap of frequency ω_0 and released into a weaker trap of frequency ω_1 . Provided the dynamics is scale invariant, the time evolution of the radius of the atomic cloud is governed by the scaling factor. The solution of the Ermakov equation can generally be determined as detailed in the Appendix B and in this case is well known [51, 71]

$$b(t) = \sqrt{1 + \left(\frac{\omega_0^2}{\omega_1^2} - 1\right) \sin^2(\omega_1 t)}. \quad (32)$$

This solution is oscillatory between the minimum value $b_{\min} = 1$ and the maximum value $b_{\max} = \frac{\omega_0}{\omega_1}$ with frequency $2\omega_1$ and period $T = \pi/\omega_1$. We note that $b_{\max} = b_{\text{ad}}^2$, where $b_{\text{ad}} = \sqrt{\frac{\omega_0}{\omega_1}}$ is the solution obtained in the adiabatic limit by setting $\ddot{b} \approx 0$ in the Ermakov equation. Specifically, we note that at

$$t_n = n \frac{\pi}{2\omega_1}, \quad b(t_n) = \frac{\omega_0}{\omega_1}, \quad \dot{b}(t_n) = 0, \quad (33)$$

and the time evolving eigenstate becomes a stationary eigenstate of a trap with frequency ω_1^2/ω_0 . It is thus possible to suddenly switch at $t = t_n$ between the frequency ω_1 and $\omega_F = \omega_1^2/\omega_0$ to prepare a stationary state

in the final trap with frequency ω_1^2/ω_0 . The time-optimal sequence involves two sudden quenches of the trapping frequency, one at $t = 0$ from ω_0 to ω_1 , and a second sudden quench at $t_1 = \frac{\pi}{2\omega_1}$ from ω_1 to ω_1^2/ω_0 . This is in essence a bang-bang protocol. And it sets the standards: to beat this protocol one needs to prepare a stationary state with final frequency ω_1^2/ω_0 in a time shorter than $t_1 = \frac{\pi}{2\omega_1}$. As it turns out, this is always possible using STA provided that an arbitrary $\omega(t)$ can be implemented [13, 17].

It is instructive to compare such sudden quench with DKC using free flight. Considering a thermal state of a harmonic oscillator with initial inverse temperature β_0 and frequency ω_0 , phase-space preserving cooling allows one to prepare final states with frequency ω_F and inverse temperature ω_F , provided that $\beta_0\omega_0 = \beta_F\omega_F$. To reduce the temperature by a factor N such that $T_F = T_0/N$ one must target a frequency $\omega_F = (T_F/T_0)\omega_0 = \omega_0/N$, e.g., under adiabatic driving. Using the above bang-bang protocols with $\omega_1 = \sqrt{\omega_0\omega_F}$ one can succeed in a time

$$t_1 = \frac{\pi\sqrt{N}}{2\omega_0}. \quad (34)$$

Said differently, for a final $\omega_F = \omega_0/N$ using $\omega_F = \omega_0/b^2$ and $b(t_n) = \frac{\omega_0}{\omega_1}$, one finds $\omega_F = \omega_1^2/\omega_0$, i.e., $\omega_1 = \sqrt{\omega_0\omega_F}$. This is achieved in a time

$$t_1 = \frac{\pi}{2\sqrt{\omega_0\omega_F}} = \frac{\pi\sqrt{N}}{2\omega_0} \quad (35)$$

while standard DKC requires

$$\omega_F = \frac{\omega_0}{1 + \omega_0^2 t^2} = \frac{\omega_0}{N}, \quad (36)$$

and thus a time

$$t = \frac{1}{\omega_0} \sqrt{\frac{\omega_0}{\omega_F} - 1} \quad (37)$$

$$\approx \frac{\sqrt{N}}{\omega_0}. \quad (38)$$

As expected, the two protocols are approximately equivalent given the time scales involved. However, there is no need to perform a kick when releasing the cloud in a weaker trap, as the later can be used to slow down the particles with an effect equal to that intended by a perfect kick. Conversely, DKC replaces the need for a final trap by a pulse.

What is the relation of these protocols to optimal control theory? The time-optimal bang-bang protocol whenever the trap frequency is restricted to be positive $\omega(t) \geq 0$ and within the interval $\omega_{\min} \leq \omega(t) \leq \omega_{\max}$ has been provided by Salamon et al. for an intermediate frequency change [12]

$$\omega(t) = \begin{cases} \omega_0 & t \leq 0 \\ \omega_1 & 0 < t < t_1 \\ \omega_2 & t_1 < t < t_1 + t_2 \\ \omega_F & t \geq t_F = t_1 + t_2. \end{cases} \quad (39)$$

In the limit, $\omega_1 \rightarrow 0$, $\omega_2 \rightarrow \infty$, one finds the fastest protocol with a total expansion time (37). Indeed, when $\omega_1 \rightarrow 0$ (free expansion), $b(t) = \sqrt{1 + \omega_0^2 t^2}$ for $0 \leq t \leq t_1$. Identifying $t_1 = t_k$, the $\omega_2 \rightarrow \infty$ can be implemented by a δ -kick, as those used in DKC, making $\tau_k = t_2 \rightarrow 0$. The total expansion time is then governed by the required time for the scaling factor under free flight to match the equilibrium value corresponding to the target final trap of frequency ω_F ,

$$\sqrt{1 + \omega_0^2 t^2} = \sqrt{\frac{\omega_0}{\omega_F}}, \quad (40)$$

that yields as a solution Eq. (37).

As a result, DKC with free expansion is equivalent to the time-optimal control with unbounded trapping frequencies. Said differently, as long as the trap frequency takes only real values during the expansion within the range $[\omega_{\min}, \omega_{\max}]$, DKC with free expansion provides the time-optimal protocol (provided that a δ -kick can be implemented). As we next show, the relation between DKC and time-optimal control can as well be extended to protocols involving trap inversion.

V. DKC WITH TRAP INVERSION AND TIME-OPTIMAL CONTROL

Given an initial equilibrium state confined in a trap of frequency ω_0 , consider the sudden inversion of the trap, by making the frequency purely imaginary $\omega_0 \rightarrow \omega_1 = i\omega_I$. This amounts to a repulsive rather than an attractive potential, with the profile of an inverted parabola. Such a quench can cause more rapid expansion than conventional DKC and thus generally leads to faster protocols. To appreciate this, consider the trajectory of a single particle with the equations of motion $\dot{\vec{r}} = \vec{p}/m$ and $\dot{\vec{p}} = +m\omega_I^2 \vec{r}$. The following quantity

$$\dot{\vec{z}} = \frac{d}{dt} \left(\frac{\vec{p}}{\sqrt{m}} + \sqrt{m\omega_I^2} \vec{r} \right) = \omega_I \vec{z}, \quad (41)$$

grows exponentially in time as $\vec{z}(t) = \vec{z}(0) \exp \omega_I t$. As a result, given an initial phase-space distribution, the nearly exponential spreading in coordinate space yields a nearly-exponential squeezing of the momentum distribution, given Liouville's theorem. In what follows, we provide an exact account in terms of the scale-invariant dynamics.

The scaling factor following the quench grows as [13]

$$b(t) = \sqrt{1 + \left(\frac{\omega_0^2}{\omega_I^2} + 1 \right) \sinh^2(\omega_I t)} \\ \approx \frac{1}{2} \left(\frac{\omega_0^2}{\omega_I^2} + 1 \right)^{\frac{1}{2}} \exp(\omega_I t), \quad (42)$$

where the approximation in the second line holds for $t \gg \omega_I^{-1}$, i.e., in the long-time limit. The resulting non-

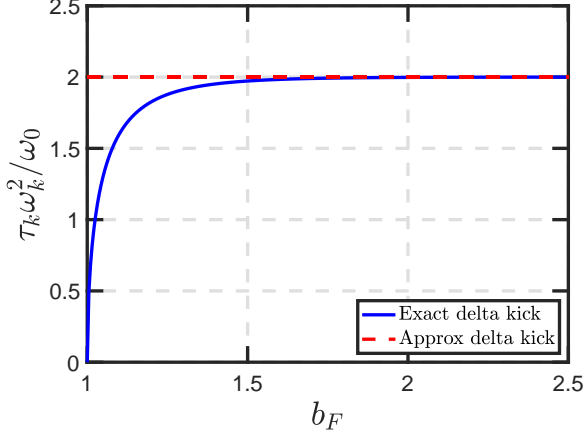


Figure 6. Pulse parameters for DKC with trap inversion as a function of the final value of the scaling factor. The blue, solid line corresponds to the exact expression for the kick (43) and the red, dashed line to the approximated expression (44).

equilibrium state has the same width as that of an equilibrium state of the Hamiltonian $H(t)$ in a trap of frequency $\omega(t) = \omega_0/b(t)^2$ and excitations can be cancelled with a δ -kick at $t = t_k$ satisfying

$$\tau_k \omega_k^2 = \frac{\dot{b}}{b} = \frac{\omega_I}{2} \frac{(\omega_0^2 + \omega_I^2) \sinh(2\omega_I t_k)}{\omega_I^2 + (\omega_0^2 + \omega_I^2) \sinh^2(\omega_I t_k)} \quad (43)$$

$$\approx \omega_I. \quad (44)$$

The second line follows from the approximate exponential growth of the scaling factor for $t_k \gg \omega_I^{-1}$, which makes the kick robust against errors in the timing of t_k . As a function of the final value of the expansion factor, the comparison between (43) and (44) is shown in Fig. 6, with an excellent agreement being found for $b_F > 3/2$. The modulation of the trapping frequency for an example protocol is shown in Fig. 7, together with the evolution of the scaling factor.

Let us compare the free TOF used in the standard DKC (Fig. 1) with the expansion under trap inversion (TI) (Fig. 8), fixing the expansion time in both cases equal to t_F . Specifically, considering the ratio that governs the gain in the squeezing of the momentum distribution

$$\frac{\Delta R(t_F)}{[\Delta R(t_F)]_{\text{TI}}} \approx \frac{1}{2} \left(\frac{1}{\omega_0^2} + \frac{1}{\omega_I^2} \right)^{\frac{1}{2}} \frac{\exp(\omega_I t_F)}{t_F}, \quad (45)$$

one finds that the degree of momentum squeezing under trap inversion greatly exceeds that achievable by standard DKC. However, it should be taken into account that the strength of the pulse that is to be applied in DKC with trap inversion is higher than under free expansion. Indeed, the ratio between the pulse parameters in both cases is set by the ratio between (12) and (43), that ap-

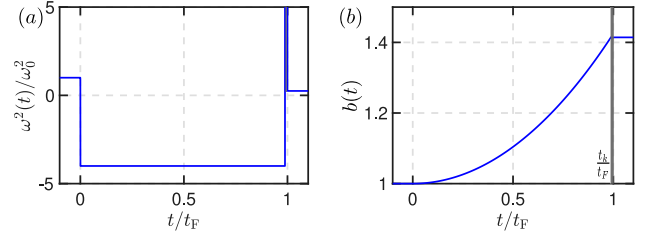


Figure 7. DKC with trap inversion. (a) The trap inversion corresponds to a sudden quench of the frequency-square from its initial value ω_0^2 to a negative one $-\omega_I^2$, yielding a nearly exponential expansion. At time t_k , a kick of frequency ω_k (vertical gray line) is applied, bringing the atomic cloud at equilibrium with the final trap of frequency ω_F . (b) The scaling factor approaches an exponential expansion, that is terminated by the kick. In the instantaneous pulse approaches, the evolution of the scaling factor is considered negligible during the pulse and remains at equilibrium afterwards. Here, $\omega_0 = 1$, $\omega_k^2 = 200\omega_0^2$, and $\omega_I/4 = 2\omega_F = \omega_0$.

proximately reduces to

$$\frac{\tau_k \omega_k^2}{[\tau_k \omega_k^2]_{\text{TI}}} \approx \frac{1}{\omega_I t_k}. \quad (46)$$

In the laboratory, only pulses with a maximum value of $\tau_k \omega_k^2$ can be implemented, usually because of restrictions on the attainable trap frequency in conjunction with the nonharmonic shape of most traps far from their center. Hence, DKC with trap inversion may impose more demanding practical requirements.

Alternatively, the comparison between different protocols can be done by considering the required time for the scaling factor to reach a fixed, target value $b(t_F) = b_F$. After a sudden trap inversion, the required expansion time is

$$t_F = \frac{1}{\omega_I} \sinh^{-1} \sqrt{\frac{b_F^2 - 1}{\left(\frac{\omega_0^2}{\omega_I^2} + 1\right)}} \quad (47)$$

$$\approx \frac{1}{\omega_I} \log \left(\frac{2b_F}{\left(\frac{\omega_0^2}{\omega_I^2} + 1\right)^{\frac{1}{2}}} \right). \quad (48)$$

By contrast, DKC relying on free TOF expansion requires a time $t_F^{\text{DKC}} \approx b_F/\omega_0$ and thus

$$\frac{t_F}{t_F^{\text{TI}}} \approx \frac{\omega_0}{\omega_I b_F} \log \left(\frac{2b_F}{\left(\frac{\omega_0^2}{\omega_I^2} + 1\right)^{\frac{1}{2}}} \right), \quad (49)$$

providing a great speedup as a function of b_F and ω_0/ω_I .

It is worth establishing the relation between such protocol and the time-optimal bang-bang protocol allowing for trap inversion, that is, with a purely imaginary frequency. In the context of STA, Chen et al. [13] proposed a bang-bang protocol involving a sudden inversion of the trap frequency for a given time t_1 , with $\omega(t) = i\omega_I$ and a

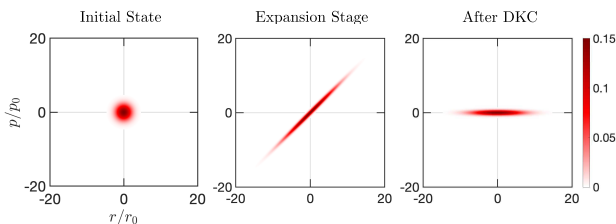


Figure 8. Phase space diagrams of DKC with trap inversion with the same expansion time as in Fig. 1 (i.e. $t_F = 3/2\omega_0$) and with $\omega_I = \omega_0$. Note that DKC with trap inversion increases the momentum spread during expansion and thus requires a stronger kick.

subsequent sudden quench to a trap of frequency ω_2 with a waiting time t_2 . DKC with trap inversion replaces the second stage of the STA expansion during the time t_2 by a δ -kick pulse of vanishing duration. As a result, DKC with trap inversion shortens the expansion time with respect to the protocol proposed in [13], achieving the target state in an expansion time that is solely given by $t_1 = t_k$ in Eq. (47). Chen et al. made however no claim on time-optimality in the use of an inverted harmonic trap. The time-optimal bang-bang protocol with trap inversion was reported in [15]. In the case of unbounded frequency ω_2 , and with $\omega_I \geq \omega_0$, the time-optimal protocol was shown to take the form in Eq. (47), which recovers Eq. (36) in [15]. As long as the duration of the δ -kick pulse is negligible, the protocol involving a sudden trap inversion and a δ -kick is thus time-optimal.

VI. SHORTCUTS TO ADIABATICITY ASSISTED BY δ -KICKS

In what follows, we consider protocols by easing the requirement for time-optimality. As we shall see, this allows us to introduce a new class of STA combining δ -kicks with the modulation of the trap-frequency based on reverse engineering the scale-invariant dynamics. We term such protocols δ -STA for short. This new class of STA provides a higher level of freedom in the design of the control protocol than that offered by techniques previously reported in the literature [12–18, 20, 21, 24, 25, 27]. This feature is particularly advantageous when the trapping confinement and pulse implementation are achieved by different means, as it is often the case in the laboratory.

Consider the control task of driving an initial stationary state of $H(0)$ with frequency ω_0 to a target state of a Hamiltonian $H(t_F)$ with frequency ω_F in a prescheduled time t_F . We choose $\omega_F = \omega_0/b_F^2$ and reverse engineer the scaling factor $b(t)$ so that it matches the usual boundary conditions for an initial stationary state

$$b(0) = 1, \dot{b}(0) = 0, \quad (50)$$

which make the time-dependent state $\Psi(t)$ equal to $\Psi(0)$ at $t = 0$.

Regarding the evolution of the state at a later time, we simply consider

$$b(t_k) = b_F = \sqrt{\frac{\omega_0}{\omega_F}}, \quad (51)$$

with no condition on the derivatives $\dot{b}(t_k)$ and $\ddot{b}(t_k)$. A polynomial interpolating ansatz satisfying all these conditions is

$$b(t) = 1 + (b_F - 1) \left(\frac{t}{t_k} \right)^2. \quad (52)$$

The associated control protocol consists of three steps. First, one implements the following driving during the time interval $t \in [0, t_k]$.

$$\omega(t)^2 = \frac{\omega_0^2}{b^4} - \frac{\ddot{b}}{b} = \frac{\omega_0^2}{b^4} - \frac{2(b_F - 1)}{t_k^2 b}, \quad (53)$$

where we have used the Ermakov equation. Note that $\omega(t_k) \neq \omega_F$, away from the adiabatic limit. Indeed, at the end of the interval $\omega(t_k)^2 = \omega_F^2 - \frac{2(b_F - 1)}{t_k^2 b_F}$.

Subsequently, at $t = t_k$, a δ -kick is applied, fulfilling the condition

$$\tau_k \omega_k^2 = \frac{\dot{b}(t_k)}{b(t_k)} = \frac{2(b_F - 1)}{t_k b_F}. \quad (54)$$

Finally, at $t_F = t_k + \tau_k$ a trap with frequency

$$\omega_F = \frac{\omega_0}{b_F^2} \quad (55)$$

is turned on.

δ -STA offer advantages with respect to STA designed by reverse engineering, e.g., [13, 17]. In particular, by combining sudden quenches and δ -kicks they make possible to engineer driving protocols between the same initial and final states that lower the required values of the transient interpolating driving frequency $\omega(t)$, as shown in Fig. 9.

In short, the above protocol involves a sudden quench from ω_0 to $\omega(0)$, the modulation $\omega(t)$, a δ -kick, and a final sudden quench. One can remove the first sudden quench by imposing $\omega(t = 0) = \omega_0$, which is satisfied if $b(0) = 1$ together with the auxiliary condition $\ddot{b}(0) = 0$. Indeed, one can readily consider supplementary boundary conditions associated with higher-order vanishing derivatives

$$\ddot{b}(0) = \ddot{\dot{b}}(0) = \dots = b^{(n)}(0) = 0, \quad (56)$$

where $b^{(n)}$ denotes the n -th time derivative. These are satisfied by an interpolating polynomial

$$b(t) = 1 + (b_F - 1) \left(\frac{t}{t_k} \right)^{n+1}. \quad (57)$$

that results from a trap frequency modulation governed by the Ermakov equation, $\omega(t)^2 = \frac{\omega_0^2}{b^4} - \frac{\ddot{b}}{b}$, reaching right before the kick the value $\omega(t_k)^2 = \omega_0^2/b_F^4 - n(n+1)(b_F - 1)b_F^3/t_k^2$. For $n \geq 2$, $\omega(t) = \omega_0$, thus removing the need

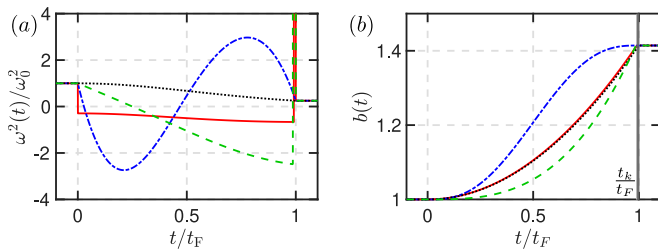


Figure 9. Comparison of δ -STA and STA based on reverse-engineering. (a) Modulation of the trapping frequency in δ -STA (red solid line) and STA by reverse engineering (dotted-dashed blue line) [13]. An “adiabatic” trajectory $\omega_0^2/b(t)^4$ with $b(t)$ in Eq. (52) is shown as a reference (dotted black line). A δ -STA involves a sudden quench at $t = 0$ and a pulse before the end of the protocol, with a rather gentle modulation of the trap frequency in between. A conventional STA involves high transient frequencies in the intermediate stages, instead of a pulse. Suppressing the sudden quench at $t = 0$ in δ -STA with $n = 2$ (dashed green line) leads to higher values of ω_I , still below those involved in conventional STA. (b) Evolution of the scaling factor, showing that a δ -STA achieves higher expansion rates than a conventional STA during the protocol. While in conventional STA the process of slowing down extends during the second half of the protocol, it is sharply localized at t_k in a δ -STA (vertical gray line).

for a sudden quench at $t = 0$. As for the pulse to be applied at $t = t_k$, it is characterized by

$$\tau_k \omega_k^2 = \frac{\dot{b}(t_k)}{b(t_k)} = \frac{(n+1)(b_F - 1)}{t_k b_F}, \quad (58)$$

which increases with n , potentially precluding its implementation in the laboratory if a maximum value of $\tau_k \omega_k^2$ is at reach in a given setup. Upon completion of the protocol, the final state is the same as with $n = 1$ and is a stationary state of a trap of frequency $\omega_F = \omega_0/b_F^2$.

VII. DKC WITH PULSES OF FINITE DURATION AND STRENGTH

A. DKC as a limit of time-optimal control

So far we have considered DKC associated with an idealized instantaneous δ -kick (7). However, the implementation in the laboratory of such pulses generally takes a finite amount of time and makes use of a finite potential. To explore their effect, we consider the canonical DKC under free time-of flight as a bang-bang control protocol. In this case, the width of the atomic cloud matches a harmonic trap of frequency ω_0 (virtual or real) that is switched off at $t = 0$. Free evolution ensues for a time t_k and is interrupted by a pulse of duration τ_k associated with a trap of finite frequency. We thus consider a

finite-frequency bang-bang control protocol

$$\omega(t) = \begin{cases} \omega_0 & t \leq 0 \\ 0 & 0 < t < t_k \\ \omega_k & t_k < t < t_k + \tau_k \\ \omega_F & t \geq t_F = t_k + \tau_k. \end{cases} \quad (59)$$

The evolution of the scaling factor during the full process is determined by the Ermakov equation (3) and reads [15]

$$b(t) = \begin{cases} b_{\text{TOF}}(t) & 0 < t < t_k, \\ b_2(t) & t_k < t < t_F. \end{cases} \quad (60)$$

with $b_{\text{TOF}}(t) = \sqrt{1 + (\omega_0 t)^2}$ and

$$b_2(t) = \sqrt{b_F^2 + \left[\left(\frac{\omega_0}{b_F \omega_k} \right)^2 - b_F^2 \right] \sin^2[\omega_k(t - t_F)]}, \quad (61)$$

with $b_F = \sqrt{\omega_0/\omega_F}$.

We note that $b_2(t)$ is found by reversing the dynamics from the target state at the end of the process t_F . As detailed in Appendix C, imposing the continuity condition of the scaling factor at the time of the kick, $b_{\text{TOF}}(t_k) = b_2(t_k)$, determines both the kick time t_k and the kick duration τ_k , that are set by

$$t_k = \frac{1}{\omega_0} \sqrt{b_F^2 - 1 + \frac{1 - b_F^2}{b_F^2} \left(\frac{\omega_0}{\omega_k} \right)^2}, \quad (62)$$

$$\tau_k = \frac{1}{\omega_k} \arcsin \sqrt{\frac{b_F^2 - 1}{b_F^4 \frac{\omega_k^2}{\omega_0^2} - 1}}. \quad (63)$$

Importantly, with access to unbounded frequencies, in the limit $\omega_k \rightarrow +\infty$, τ_k vanishes and one recovers $t_k \rightarrow t_F = \frac{\sqrt{\omega_0/\omega_F - 1}}{\omega_0}$, in agreement with Eq. (37). As for the exact finite-pulse duration (63), in this limit

$$\tau_k \omega_k^2 = \frac{\sqrt{b_F^2 - 1}}{b_F^2} \omega_0, \quad (64)$$

which is precisely the value predicted by the exact instantaneous pulse condition Eq. (12), for the chosen t_k . This proves that DKC can be derived as a limit of the bang-bang protocol when the pulse frequency is unbounded. In this sense, DKC is time-optimal.

Further, we note that (64) differs from the usual DKC condition Eq. (13) derived from the long-time classical dynamics of point-like particles [1],

$$\tau_k \omega_k^2 = 1/t_k = \frac{1}{\sqrt{b_F^2 - 1}} \omega_0 \approx \frac{\omega_0}{b_F}. \quad (65)$$

In Fig. 10 we compare the pulse parameters given by the different approaches, including the exact treatment

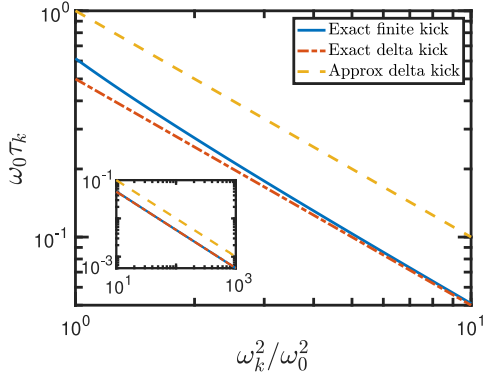


Figure 10. DKC with finite pulses. Comparison of the pulse parameters in the exact finite-pulse analysis (63), the exact δ -kick treatment (12) and long-time δ -kick approximation (13), taking $\omega_F = \omega_0/2$.

with a δ -kick (12), the long-time (far-field) classical approximation for a δ -kick (13), and the exact finite-pulse condition (63). The pulse parameters for the exact finite-kick and δ -kick models agree for $\omega_k \geq 4\omega_0$. Note that the parameters are such that $b_F = \sqrt{2}$. The validity of the long-time DKC protocol further requires $b_F \gg 1$, so that $\tau_k \omega_k^2 \approx \omega_0/b_F$.

B. Variation of the scaling factor during a finite pulse

Away from the δ -kick limit, the scaling factor $b(t)$ may evolve during the application of a pulse of finite duration. Using the finite-pulse expression for scaling factor allows us to quantify this deviation. We thus consider the modulation in (59). Instead of imposing boundary conditions at the beginning and end of the process and using a mixed forward-backward interpolation of the scaling factor, as done in the previous section, we use a forward evolution in which the magnitude and rate of the scaling factor at t_k are used as initial conditions for the subsequent stage, from t_k to t_F . The solution of the Ermakov equation (3) during the full process reads

$$b(t) = \begin{cases} b_{\text{TOF}}(t) & 0 < t < t_k, \\ b_2(t) & t_k < t < t_F. \end{cases} \quad (66)$$

with $b_{\text{TOF}}(t) = \sqrt{1 + \omega_0^2 t^2}$ while for $t \geq t_k$ the evolution of the scaling factor can be found from using Pinney's method as detailed in the Appendix B and reads

$$b_2 = \left[\left(b_k \cos(\omega_k s) + \frac{\dot{b}_k \sin(\omega_k s)}{\omega_k} \right)^2 + \frac{\omega_0^2}{b_k^2 \omega_k^2} \sin^2(\omega_k s) \right]^{\frac{1}{2}}. \quad (67)$$

with $s = t - t_k$ and

$$b_k = b_{\text{TOF}}(t_k) = \sqrt{1 + \omega_0^2 t_k^2}, \quad (68)$$

$$\dot{b}_k = \dot{b}_{\text{TOF}}(t_k) = \frac{\omega_0^2 t_k}{\sqrt{1 + \omega_0^2 t_k^2}}. \quad (69)$$

In the spirit of (37), one can choose the kick time t_k such that $b_{\text{TOF}}(t_k) = b_F$, which determines $t_k = \sqrt{b_F^2 - 1}/\omega_0$ as well as $\dot{b}(t_k) = \omega_0 \sqrt{b_F^2 - 1}/b_F$.

The exact variation of the scaling factor during the completion of the pulse is given by

$$\delta b_k = b_2(t_k + \tau_k) - b_k. \quad (70)$$

In the instantaneous pulse approximation, τ_k is chosen according to Eq. (12) -see (64)- which yields

$$\tau_k \omega_k = \sqrt{1 - \frac{1}{b_F^2} \frac{\omega_0}{b_F \omega_k}}. \quad (71)$$

This can be used as a small expansion parameter provided that $b_F \omega_k \gg \omega_0$. To leading order in $\omega_k \tau_k$,

$$\delta b_k = \frac{b_F^2 - 1}{b_F^3} \left(\frac{\omega_0}{\omega_k} \right)^2. \quad (72)$$

For the instantaneous pulse approximation to hold, one requires $\delta b_k \ll 1$, which is guaranteed provided that $\omega_0/\omega_k \ll 1$.

Further, upon completion of the pulse, in the instantaneous approximation $\dot{b}_F = \dot{b}(t_k + \tau_k) = 0$. With a finite pulse analysis, one finds to leading order in $\tau_k \omega_k$, that

$$\dot{b}_F = \frac{\sqrt{b_F^2 - 1}}{b_F^5} \omega_0 \left(\frac{\omega_0}{\omega_k} \right)^2, \quad (73)$$

that is negligible, $\dot{b}_F \approx 0$, in the limit $\omega_0/\omega_k \ll 1$.

C. DKC with trap inversion from optimal control

We demonstrated that the δ -kick is the limit process of the bang-bang trajectory with positive frequency in Sec. IV. As we next show, the protocol introduced in Sec. V can be also understood as the limit of a bang-bang process with an inverted-trap and an intermediate frequency change. The time-optimal protocol whenever the trap frequency can be purely imaginary $\omega^2(t) < 0$ and within a given frequency range $\omega_{\min} \leq |\omega(t)| \leq \omega_{\max}$ has been found using Pontryagin's maximum principle by Stefanatos et al. [15]

$$\omega(t) = \begin{cases} \omega_0 & t \leq 0 \\ i\omega_I & 0 < t < t_k \\ \omega_k & t_k < t < t_k + \tau_k \\ \omega_F & t \geq t_F = t_k + \tau_k. \end{cases} \quad (74)$$

The variation of the width of the cloud is governed by the evolution of the scaling factor, which can be readily

found by solving the Ermakov equation and takes the form

$$b(t) = \begin{cases} b_1(t) & 0 < t < t_k, \\ b_2(t) & t_k < t < t_k + \tau_k, \end{cases} \quad (75)$$

where

$$b_1(t) = \sqrt{1 + \left(1 + \left(\frac{\omega_0}{\omega_I}\right)^2\right) \sinh^2(\omega_I t)} \quad (76)$$

$$b_2(t) = \sqrt{b_F^2 + \left(\left(\frac{\omega_0}{b_F \omega_k}\right)^2 - b_F^2\right) \sin^2(\omega_k(t - t_F))}. \quad (77)$$

The expansion in the inverted trap occurs for a time

$$t_k = \frac{1}{\omega_I} \operatorname{arcsinh} \sqrt{\frac{v_1(b_F^2 - 1)(b_F^2 v_2 - 1)}{b_F^2(v_1 + v_2)(v_1 + 1)}}. \quad (78)$$

with $v_1 = \left(\frac{\omega_I}{\omega_0}\right)^2$, $v_2 = \left(\frac{\omega_k}{\omega_0}\right)^2$, as detailed in Appendix C, see as well [15].

The subsequent kick with finite frequency ω_k is applied for a time

$$\tau_k = \frac{1}{\omega_k} \arcsin \sqrt{\frac{v_2(b_F^2 - 1)(b_F^2 v_1 + 1)}{(v_1 + v_2)(b_F^4 v_2 - 1)}}, \quad (79)$$

which sets the exact relation $\tau_k \omega_k^2$ for DKC with an inverted trap with a pulse of finite duration and strength. In particular, in the limit of an unbounded pulse frequency ω_k ,

$$\tau_k \omega_k^2 = \frac{\omega_0}{b_F^2} \sqrt{(b_F^2 - 1) \left(b_F^2 \frac{\omega_I^2}{\omega_0^2} + 1\right)}. \quad (80)$$

The explicit form of the kick time t_k (78) in the time-optimal protocol is not a priori known in DKC with δ -kicks. Targeting a final expansion factor b_F , the expansion with the inverted trap terminates at the kick time (47). In this case, the DKC condition (11), determined using Eqs. (76) and (47), reduces precisely to (80). This proves the equivalence between DKC and time-optimal bang-bang protocols with access to trap inversion, in the limit of a large pulse frequency.

In Fig. 11 we compare the exact expression for a finite pulse using (79), the exact expression for an instantaneous δ -kick (43) and the corresponding long-time δ -kick approximation (44). Due to the effectively exponential expansion assisted by the inverted trap, the state at the time of the kick is highly accelerated with respect to the case under free expansion, and the discrepancy between the instantaneous and finite pulse approaches is more pronounced.

Before closing this section, we note that while we have limited the discussion to protocols involving two stages

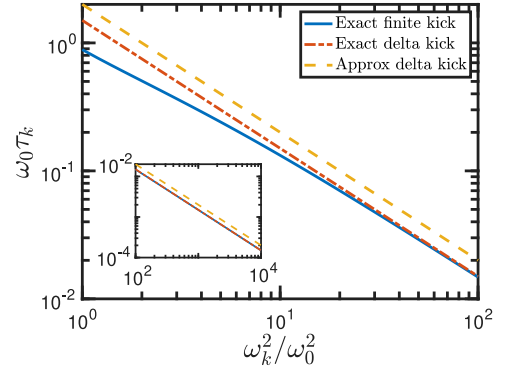


Figure 11. DKC with finite pulses and trap inversion. The duration of the kick τ_k is plotted as a function of the pulse frequency, when determined by the exact finite-pulse relation (79), the exact δ -kick (43), and the long-time approximate δ -kick (44), with $\omega_F = \omega_I/4 = \omega_0/2$.

between ω_0 and ω_F , time-optimal solutions can be found by increasing the number of intermediate jumps [15], paving new avenues to further extend the generalized DKC presented here.

VIII. DISCUSSION AND CONCLUSIONS

We have reformulated DKC using the exact self-similar dynamics of quantum gases, which may be interacting and confined in a time-dependent harmonic trap, i.e., without resorting to the conventional classical description for noninteracting point-like particles. In doing so, we have found the exact condition for the strength of the δ -kick required to suppress (phase) excitations in an arbitrary scale-invariant evolution. This leverages the use of DKC beyond free flight, making it applicable in other self-similar expansions (and compressions) in time-dependent traps. In addition, this allows one to consider control protocols based on a combination of time-dependent traps and pulses.

We have further established the equivalence between the resulting generalization of DKC and time-optimal bang-bang protocols derived from Pontryagin's maximum principle [12, 15] in the limit in which the frequency of the finite-time pulse is unbounded. This equivalence has been shown with and without trap inversion. This analysis also allows us to establish the conditions for the instantaneous pulse description in terms of δ -kicks to hold, by estimating the leading corrections for finite-time pulses.

An application of the generalized framework for DKC in scale-invariant processes concerns the engineering of fast driving protocols from one equilibrium state to another. Diabatic excitations under scale-invariance can occur due to the presence of (i) a mismatch between the width of the expanding cloud and the target equilibrium state and (ii) a spatially varying phase across the extent of the atomic cloud. Standard tech-

niques to engineer STA in this context -including reverse-engineering scale-laws and counterdiabatic driving [13–18, 20, 21, 24, 25, 27, 43–45]- are limited by the need to suppress both kind of excitations at once. We have introduced a new class of STA assisted by kicks, in which the modulation of the trapping frequency suppresses type (i) while a final δ -kick suppresses phase excitations of type (ii). STA protocols assisted by kicks ease the requirements on the magnitude of the required trapping frequency and allow for ultrafast expansions in which the width of the cloud grows exponentially as a function of time. This class of STA can be readily generalized beyond expansions and compressions of ultracold gases to other scale-invariant processes in which the application of kicks provides the means for control, e.g., in transport and rotation of atomic clouds and other matter waves, such as trapped ions. Likewise, further applications can be envisioned in process lacking scale invariance.

ACKNOWLEDGMENTS

It is a pleasure to acknowledge discussions with Aurelia Chenu and Fernando J. Gómez-Ruiz. We acknowledge funding support from the Spanish MICINN (PID2019-109007GA-I00). DS & AMS are supported by the Natural Sciences and Engineering Research Council (NSERC) of Canada; AMS is a Fellow of CIFAR.

Appendix A: Heisenberg uncertainty relation under scale invariance: DKC and STA

Consider the Heisenberg uncertainty relation for an atomic cloud in a time-dependent harmonic trap. From the definition of the scaling factor, denoting $R^2 = \sum_{i=1}^N \vec{r}_i^2$, the variance in real space of an arbitrary state reads

$$\langle R^2(t) \rangle = b^2 \langle R^2(0) \rangle, \quad \langle R^2(0) \rangle = \frac{\langle H(0) \rangle}{m\omega^2}, \quad (\text{A1})$$

with the second identity being specific to scale-invariant systems at equilibrium.

To compute the variance in momentum space, we first recall that the time-evolution can be described by the action of the unitaries [50, 61, 62]

$$\mathcal{S} = \exp \left[-i \frac{\log b}{2\hbar} \sum_{i=1}^N (\vec{r}_i \cdot \vec{p}_i + \vec{p}_i \cdot \vec{r}_i) \right], \quad (\text{A2})$$

$$T_r = \exp \left[i \frac{m\dot{b}}{2\hbar b} \sum_{i=1}^N \vec{r}_i^2 \right]. \quad (\text{A3})$$

Indeed, defining $T = T_r \mathcal{S}$,

$$\Psi(\vec{r}_1, \dots, \vec{r}_N, t) = e^{i\alpha_t} T \Psi_n(\vec{r}_1, \dots, \vec{r}_N, 0), \quad (\text{A4})$$

with $\alpha_t = -\int_0^t \frac{E(0)}{\hbar b(t')^2} dt'$ and $E(0)$ being the energy eigenvalue of Ψ at $t = 0$, i.e. $H(0)\Psi(0) = E(0)\Psi(0)$. However,

the following treatment holds for mixed states as well. It follows that $\mathcal{S}^\dagger T_r^\dagger \vec{p}_i T_r \mathcal{S} = \vec{p}_i/b + \vec{r}_i \dot{b}$ and thus

$$T^\dagger \frac{1}{2m} P^2 T = \frac{1}{2mb^2} P^2 + \frac{\dot{b}}{b} C + \frac{m}{2} \dot{b}^2 R^2 \quad (\text{A5})$$

with $C = \frac{1}{2} \sum_{i=1}^N (\vec{r}_i \cdot \vec{p}_i + \vec{p}_i \cdot \vec{r}_i) = \frac{1}{2} \sum_{i=1}^N \{\vec{r}_i, \vec{p}_i\}$. For an initial equilibrium state at $t = 0$, $\langle C(0) \rangle = 0$ and

$$\frac{1}{2m} \langle P^2(t) \rangle = \frac{1}{2mb^2} \langle P^2(0) \rangle + \frac{m}{2} \dot{b}^2 \langle R^2(0) \rangle. \quad (\text{A6})$$

In a scale-invariant dynamics, the Heisenberg uncertainty relation at time t reads

$$\Delta R(t) \Delta P(t) = \Delta R(0) \sqrt{\Delta P(0)^2 + m^2 \dot{b}^2 \Delta R(0)^2}, \quad (\text{A7})$$

provided that $\langle R(0) \rangle = \langle P(0) \rangle = 0$. Only when $\dot{b} = 0$, one finds

$$\Delta R(t) \Delta P(t) = \Delta R(0) \Delta P(0). \quad (\text{A8})$$

This is achieved by DKC, STA based on reverse engineering and adiabatic driving. However, a generic nonadiabatic expansion with $\dot{b} \neq 0$ leads to a suboptimal squeezing of the momentum distribution due to residual excitations associated with the phase modulations in the final state.

Appendix B: Solution of the Ermakov equation

The Ermakov equation (3) is a second order nonlinear differential equation which admits an exact solution [71]. To express it, consider the two independent solutions u and v of the linear equation $\ddot{b} + \omega(t)^2 b = 0$, satisfying $u(0) = b_0$, $\dot{u}(0) = \dot{b}_0$, $v(0) = 0$, $\dot{v}(0) = 1/b_0$. For a real constant frequency ω , these fundamental solutions take the familiar form

$$u(t) = b_0 \cos(\omega t) + \frac{\dot{b}_0}{\omega} \sin(\omega t), \quad (\text{B1})$$

$$v(t) = \frac{1}{b_0 \omega} \sin(\omega t). \quad (\text{B2})$$

Using them, the exact solution of the Ermakov equation reads [71],

$$b(t) = \sqrt{\left(b_0 \cos(\omega t) + \frac{\dot{b}_0}{\omega} \sin(\omega t) \right)^2 + \left(\frac{\omega_0}{b_0 \omega} \right)^2 \sin^2(\omega t)} \quad (\text{B3})$$

and satisfies $b(0) = b_0$, $\dot{b}(0) = \dot{b}_0$.

If the boundary conditions are known at the end of the evolution $t = t_F$, one can readily find the solution at earlier times. For example, assuming $b(t_F) = b_F$ and $\dot{b}(t_F) = 0$, and shifting the time variable as $t \rightarrow t - t_F$,

the scaling factor for $t < t_F$ reads

$$b(t) = \sqrt{b_F^2 + \left(\left(\frac{\omega_0}{b_F \omega} \right)^2 - b_F^2 \right) \sin^2(\omega(t - t_F))}. \quad (\text{B4})$$

The above results hold for $\omega > 0$. In the case of the inverted trap with $\omega^2 = -\omega_I^2 < 0$, the fundamental solutions of $\ddot{b} - \omega_I^2 b = 0$ read

$$u(x) = \frac{\dot{b}_0}{\omega_I} \sinh(\omega_I x) + b_0 \cosh(\omega_I x), \quad (\text{B5})$$

$$v(x) = \frac{1}{b_0 \omega_I} \sinh(\omega_I x). \quad (\text{B6})$$

The square of the scaling factor is then given by

$$b(t)^2 = \left(\frac{\dot{b}_0}{\omega_I} \sinh(\omega_I t) + b_0 \cosh(\omega_I t) \right)^2 + \left(\frac{\omega_0}{b_0 \omega_I} \right)^2 \sinh^2(\omega_I t). \quad (\text{B7})$$

For the choice $b(0) = 1, \dot{b}(0) = 0$, one recovers the result [15]

$$b(t) = \sqrt{1 + \left(1 + \left(\frac{\omega_0}{\omega_I} \right)^2 \right) \sinh^2(\omega_I t)}.$$

Appendix C: Pulse duration in optimal control

The quantity

$$\alpha = \left(\frac{\dot{b}}{\omega_0} \right)^2 + \frac{\omega^2}{\omega_0^2} b^2 + \frac{1}{b^2} \quad (\text{C1})$$

is a constant of motion for the solution of Ermakov equation (3) since its derivative is proportional to Ermakov equation, i.e., it vanishes identically for any t [15]. It can thus be used to determine the duration of each of the intervals of the bang-bang protocol presented in Sec. VII A.

Using the solutions of Ermakov equation denoted by b_1 in $(0, t_k)$ and by b_2 in $(t_k, t_k + \tau_k)$, one can express this invariant as

$$\alpha = \left(\frac{\dot{b}_1}{\omega_0} \right)^2 - \frac{\omega_k^2}{\omega_0^2} b_1^2 + \frac{1}{b_1^2} = -\frac{\omega_I^2}{\omega_0^2} + 1, \quad (\text{C2})$$

$$\alpha = \left(\frac{\dot{b}_2}{\omega_0} \right)^2 + \frac{\omega_k^2}{\omega_0^2} b_2^2 + \frac{1}{b_2^2} = \frac{\omega_k^2}{\omega_0^2} b_F^2 + \frac{1}{b_F^2}. \quad (\text{C3})$$

Subtracting these two identities, $b(t)$ can be determined at the time of the kick t_k ,

$$b(t_k) = \sqrt{\frac{\omega_k^2 b_F^2 + \omega_I^2 + \frac{\omega_0^2}{b_F^2} - \omega_0^2}{\omega_k^2 + \omega_I^2}}. \quad (\text{C4})$$

Imposing the continuity of the scaling factor $b_1(t_k) = b(t_k)$ and $b(t_k) = b_2(t_k)$ yields (78) and (80). A similar derivation for $\omega_I = 0$ yields (62) and (63).

-
- [1] S. Chu, J. E. Bjorkholm, A. Ashkin, J. P. Gordon, and L. W. Hollberg, *Opt. Lett.* **11**, 73 (1986).
- [2] H. Ammann and N. Christensen, *Phys. Rev. Lett.* **78**, 2088 (1997).
- [3] M. Morinaga, I. Bouchoule, J.-C. Karam, and C. Salomon, *Phys. Rev. Lett.* **83**, 4037 (1999).
- [4] S. H. Myrskog, J. K. Fox, H. S. Moon, J. B. Kim, and A. M. Steinberg, *Phys. Rev. A* **61**, 053412 (2000).
- [5] E. Maréchal, S. Guibal, J.-L. Bossennec, R. Barbé, J.-C. Keller, and O. Gorceix, *Phys. Rev. A* **59**, 4636 (1999).
- [6] T. Aoki, T. Kato, Y. Tanami, and H. Nakamatsu, *Phys. Rev. A* **73**, 063603 (2006).
- [7] T. Kovachy, J. M. Hogan, A. Sugarbaker, S. M. Dickerson, C. A. Donnelly, C. Overstreet, and M. A. Kasevich, *Phys. Rev. Lett.* **114**, 143004 (2015).
- [8] T. Luan, Y. Li, X. Zhang, and X. Chen, *Review of Scientific Instruments* **89**, 123110 (2018).
- [9] H. Müntinga, H. Ahlers, M. Krutzik, A. Wenzlawski, S. Arnold, D. Becker, K. Bongs, H. Dittus, H. Duncker, N. Gaaloul, C. Gherasim, E. Giese, C. Grzeschik, T. W. Hänsch, O. Hellmig, W. Herr, S. Herrmann, E. Kajari, S. Kleinert, C. Lämmerzahl, W. Lewoczko-Adamczyk, J. Malcolm, N. Meyer, R. Nolte, A. Peters, M. Popp, J. Reichel, A. Roura, J. Rudolph, M. Schiemangk, M. Schneider, S. T. Seidel, K. Sengstock, V. Tamma, T. Valenzuela, A. Vogel, R. Walser, T. Wendrich, P. Windpassinger, W. Zeller, T. van Zoest, W. Ertmer, W. P. Schleich, and E. M. Rasel, *Phys. Rev. Lett.* **110**, 093602 (2013).
- [10] N. Heine, J. Matthias, M. Sahelgozin, W. Herr, S. Abend, L. Timmen, J. Müller, and E. M. Rasel, *The European Physical Journal D* **74**, 174 (2020).
- [11] G. Dong, W. Lu, and P. F. Barker, *Phys. Rev. A* **69**, 013409 (2004).
- [12] P. Salamon, K. H. Hoffmann, Y. Rezek, and R. Kosloff, *Phys. Chem. Chem. Phys.* **11**, 1027 (2009).
- [13] X. Chen, A. Ruschhaupt, S. Schmidt, A. del Campo, D. Guéry-Odelin, and J. G. Muga, *Phys. Rev. Lett.* **104**, 063002 (2010).
- [14] J. G. Muga, X. Chen, A. Ruschhaupt, and D. Guéry-Odelin, *Journal of Physics B: Atomic, Molecular and Optical Physics* **42**, 24 (2009).
- [15] D. Stefanatos, J. Ruths, and J.-S. Li, *Phys. Rev. A* **82**, 063422 (2010).
- [16] K. H. Hoffmann, P. Salamon, Y. Rezek, and R. Kosloff, *EPL (Europhysics Letters)* **96**, 60015 (2011).

- [17] A. del Campo, *Phys. Rev. A* **84**, 031606 (2011).
- [18] S. Choi, R. Onofrio, and B. Sundaram, *Phys. Rev. A* **84**, 051601 (2011).
- [19] D. Stefanatos, H. Schaettler, and J.-S. Li, *SIAM Journal on Control and Optimization* **49**, 2440 (2011).
- [20] S. Choi, R. Onofrio, and B. Sundaram, *Phys. Rev. A* **86**, 043436 (2012).
- [21] A. del Campo and M. G. Boshier, *Sci. Rep.* **2**, 648 (2012).
- [22] S. Choi, R. Onofrio, and B. Sundaram, *Phys. Rev. A* **86**, 043436 (2012).
- [23] D. Stefanatos and J.-S. Li, *Phys. Rev. A* **86**, 063602 (2012).
- [24] C. Jarzynski, *Phys. Rev. A* **88**, 040101 (2013).
- [25] A. del Campo, *Phys. Rev. Lett.* **111**, 100502 (2013).
- [26] S. Choi, R. Onofrio, and B. Sundaram, *Phys. Rev. A* **88**, 053401 (2013).
- [27] S. Deffner, C. Jarzynski, and A. del Campo, *Phys. Rev. X* **4**, 021013 (2014).
- [28] A. Patra and C. Jarzynski, *New Journal of Physics* **19**, 125009 (2017).
- [29] A. Patra and C. Jarzynski, *Phys. Rev. Research* **3**, 013087 (2021).
- [30] A. del Campo, Probing quantum speed limits with ultracold gases (2021), [arXiv:2007.15019](https://arxiv.org/abs/2007.15019) [quant-ph].
- [31] E. Torrontegui, S. Ibáñez, S. Martínez-Garaot, M. Modugno, A. del Campo, D. Guéry-Odelin, A. Ruschhaupt, X. Chen, and J. G. Muga, in *Advances in Atomic, Molecular, and Optical Physics*, Vol. 62, edited by E. Arimondo, P. R. Berman, and C. C. Lin (Academic Press, 2013) pp. 117 – 169.
- [32] A. del Campo and K. Kim, *New Journal of Physics* **21**, 050201 (2019).
- [33] R. Dann, A. Tobalina, and R. Kosloff, *Phys. Rev. Lett.* **122**, 250402 (2019).
- [34] T. Villazon, A. Polkovnikov, and A. Chandran, *Phys. Rev. A* **100**, 012126 (2019).
- [35] L. Dupays, I. L. Egusquiza, A. del Campo, and A. Chenu, *Phys. Rev. Research* **2**, 033178 (2020).
- [36] S. Alipour, A. Chenu, A. T. Rezakhani, and A. del Campo, *Quantum* **4**, 336 (2020).
- [37] L. Dupays and A. Chenu, Dynamical engineering of squeezed thermal states (2020), [arXiv:2008.03307](https://arxiv.org/abs/2008.03307) [quant-ph].
- [38] J.-F. Schaff, X.-L. Song, P. Vignolo, and G. Labeyrie, *Phys. Rev. A* **82**, 033430 (2010).
- [39] J.-F. Schaff, X.-L. Song, P. Capuzzi, P. Vignolo, and G. Labeyrie, *EPL (Europhysics Letters)* **93**, 23001 (2011).
- [40] J.-F. Schaff, P. Capuzzi, G. Labeyrie, and P. Vignolo, *New Journal of Physics* **13**, 113017 (2011).
- [41] X. Zhou, S. Jin, and J. Schmiedmayer, *New Journal of Physics* **20**, 055005 (2018).
- [42] W. Rohringer, D. Fischer, F. Steiner, I. E. Mazets, J. Schmiedmayer, and M. Trupke, *Sci. Rep.* **5**, 9820 (2015).
- [43] S. Deng, P. Diao, Q. Yu, A. del Campo, and H. Wu, *Phys. Rev. A* **97**, 013628 (2018).
- [44] S. Deng, A. Chenu, P. Diao, F. Li, S. Yu, I. Coulamy, A. del Campo, and H. Wu, *Science Advances* **4**, eaar5909 (2018).
- [45] P. Diao, S. Deng, F. Li, S. Yu, A. Chenu, A. del Campo, and H. Wu, *New Journal of Physics* **20**, 105004 (2018).
- [46] A. del Campo, A. Chenu, S. Deng, and H. Wu, Friction-free quantum machines, in *Thermodynamics in the Quantum Regime: Fundamental Aspects and Applications*, edited by F. Binder, L. A. Correa, C. Gogolin, J. Anders, and G. Adesso (Springer International Publishing, Cham, 2018) pp. 127–148.
- [47] K. Henderson, C. Ryu, C. MacCormick, and M. G. Boshier, *New Journal of Physics* **11**, 043030 (2009).
- [48] D. Dudley, W. M. Duncan, and J. Slaughter, in *MOEMS Display and Imaging Systems*, Vol. 4985, edited by H. Urey, International Society for Optics and Photonics (SPIE, 2003) pp. 14 – 25.
- [49] H. R. Lewis and W. B. Riesenfeld, *Journal of Mathematical Physics* **10**, 1458 (1969).
- [50] M. A. Lohe, *Journal of Physics A: Mathematical and Theoretical* **42**, 125501 (2009).
- [51] A. Minguzzi and D. M. Gangardt, *Phys. Rev. Lett.* **94**, 240404 (2005).
- [52] A. del Campo, *Phys. Rev. A* **78**, 045602 (2008).
- [53] L. P. Pitaevskii and A. Rosch, *Phys. Rev. A* **55**, R853 (1997).
- [54] C. Menotti, P. Pedri, and S. Stringari, *Phys. Rev. Lett.* **89**, 250402 (2002).
- [55] Y. Castin and F. Werner, The unitary gas and its symmetry properties, in *The BCS-BEC Crossover and the Unitary Fermi Gas*, edited by W. Zwerger (Springer Berlin Heidelberg, Berlin, Heidelberg, 2012) pp. 127–191.
- [56] V. Gritsev, P. Barmettler, and E. Demler, *New Journal of Physics* **12**, 113005 (2010).
- [57] Y. Castin and R. Dum, *Phys. Rev. Lett.* **77**, 5315 (1996).
- [58] Y. Kagan, E. L. Surkov, and G. V. Shlyapnikov, *Phys. Rev. A* **54**, R1753 (1996).
- [59] F. Dalfvo, S. Giorgini, L. P. Pitaevskii, and S. Stringari, *Rev. Mod. Phys.* **71**, 463 (1999).
- [60] S. Giorgini, L. P. Pitaevskii, and S. Stringari, *Rev. Mod. Phys.* **80**, 1215 (2008).
- [61] J. Jaramillo, M. Beau, and A. del Campo, *New Journal of Physics* **18**, 075019 (2016).
- [62] M. Beau and A. del Campo, *Entropy* **22**, 515 (2020).
- [63] Y. Castin, *Comptes Rendus Physique* **5**, 407 (2004).
- [64] E. Wigner, *Phys. Rev.* **40**, 749 (1932).
- [65] M. Hillery, R. O’Connell, M. Scully, and E. Wigner, *Physics Reports* **106**, 121 (1984).
- [66] G. Garcia-Calderon and M. Moshinsky, *Journal of Physics A: Mathematical and General* **13**, L185 (1980).
- [67] B. Shanahan, A. Chenu, N. Margolus, and A. del Campo, *Phys. Rev. Lett.* **120**, 070401 (2018).
- [68] Y. Rezek, P. Salamon, K. H. Hoffmann, and R. Kosloff, *EPL (Europhysics Letters)* **85**, 30008 (2009).
- [69] R. Uzdin, E. G. Dalla Torre, R. Kosloff, and N. Moiseyev, *Phys. Rev. A* **88**, 022505 (2013).
- [70] M. Beau, J. Jaramillo, and A. del Campo, *Entropy* **18**, 168 (2016).
- [71] E. Pinney, *Proc. Amer. Math. Soc.* **1**, 681 (1950).