

Measuring the importance of individual units in producing the collective behavior of a complex network

X. San Liang*

*Nanjing University of Information Science
and Technology, Nanjing, 210044, China*

Abstract

A quantitative evaluation of the contribution of individual units in producing the collective behavior of a complex network can allow us to understand the potential damage to the structure integrity due to the failure of local nodes. Given time series for the units, a natural way to do this is to find the information flowing from the unit of concern to the rest of the network. In this study, we show that this flow can be rigorously derived in the setting of a continuous-time dynamical system. With a linear assumption, a maximum likelihood estimator can be obtained, allowing us to estimate it in an easy way. As expected, this “cumulative information flow” does not equal to the sum of the information flows to other individual units, reflecting the collective phenomenon that a group is not the addition of the individual members. For the purpose of demonstration and validation, we have examined a network made of Stuart-Landau oscillators. Depending on the topology, the computed information flow may differ. In some situations, the most crucial nodes for the network are not the hubs; they may have low degrees, and, if depressed or attacked, will cause the failure of the entire network.

Keywords: Information flow, causality, complex networks, collective behavior, network robustness.

*Electronic address: X.S. Liang, sanliang@courant.nyu.edu

I. INTRODUCTION

Complex networks provide a framework for the studies of many social, biological, and engineering systems such as the internet, brains, power grids, financial trading markets, food webs, gene regulatory networks, to name a few. A network consists of nodes or vertexes standing for the individual units or organizations, and links or edges for the interactions among the nodes. For a node, the number of links connected to other nodes is called its degree. By degree distribution we can have homogeneous and heterogeneous networks. The former class has binomial or Poisson degree distributions, examples including random graphs[1] and small-world networks[2], while the latter class is scale free, bearing probability distributions P of degree k following a power law $P(k) \sim k^{-\gamma}$, with an exponent $\gamma \sim 2 - 3$. Most social[3], biological[4], and technological networks[5] have the scale-free property; other topological properties include high clustering coefficient, community and hierarchical structures, and, for directed networks, reciprocity, triad significance profile, etc.

A goal of complex network studies is to understand how individuals collaborate to produce the collective behavior. One question to ask is whether the connectivity of a network is robust to local node failure, deterioration or functional depression. Of particular interest is whether initially a tiny shock may cascade to disrupt the network on a large scale. How to quantify the contribution of a unit to the network as a whole is thence an important issue; it is related to many real world problems such as power grid failure (e.g., the 2003 massive blackout that darkened much of the North American upper Midwest and Northeast[6]), control of epidemic disease, identification of bottlenecks in city traffic, etc. Usually this is studied by observing the connectivity after preferential removal of a unit, which is found to have different effects on the two types of networks. If the removal or attack is random, heterogeneous networks are quite robust as compared to homogeneous networks; if, however, the attack is intentional at some special nodes, then heterogeneous networks could be rather fragile. These special nodes are usually highly connected ones, i.e., hubs, as easily imagined. Recently, Tanaka et al.[7] observed that, sparsely connected nodes may be more important which, if functionally depressed, may result in drastic change in network structure. That is to say, the structure integrity or robustness could also be largely influenced by low-degree nodes, rather than by hubs. We hence cannot judge the importance of a unit simply by degree. It depends on many different properties of the network topology in question.

As said above, the problem is usually tackled by removing a unit and observing the change in topology of the network of concern. However, in many networks, biological networks in particular, this is often infeasible, as breaking a unit means terminating the experiment. On the other hand, we may have time series of measurements. So the whole problem is converted into assessing the importance of a unit from analyzing the signals as observed. Previously, we have rigorously formulated information flow within dynamical systems (e.g., [8][9]); it has been widely used for studying the causal relations among dynamical events, and hence is readily for the study of the interactions among nodes in a network. One may think that the contribution of a given node may be obtained by adding up all the information flows from it to the other nodes. Unfortunately, as we will see soon in the following sections, this is true only when all the nodes are disconnected, i.e., when the nodes do not form a network and hence no collective behavior emerge. This from one aspect manifests the well-known fact that groups are not simply the addition of their individual members; they could be more or less (some social science examples can be seen in [10][11][12][13]).

In the following, we first present the setting for the problem, and then derive the information flow from an individual unit to the network. Maximum likelihood estimation is made in section III; it yields a formula for easy assessment of the importance of a node from given time series. As a validation, and also a demonstration of application, section IV presents a network of synchronized Stuart-Landau oscillators which, when a fraction of nodes become deteriorated, may become silent completely. This study is concluded in section V.

II. INFORMATION FLOW FROM A UNIT TO THE ENTIRE NETWORK

Consider a network modeled by an n -dimensional dynamical system

$$\frac{d\mathbf{x}}{dt} = \mathbf{F}(\mathbf{x}, t) + \mathbf{B}(\mathbf{x}, t)\dot{\mathbf{w}}, \quad (1)$$

where \mathbf{x} is the state variable vector for the n nodes (x_1, x_2, \dots, x_n) , $\mathbf{x} \in \mathbb{R}^n$, $\mathbf{F} = (F_1, \dots, F_n)$ the differentiable functions of \mathbf{x} and time t describe the interaction paths (edges/links), \mathbf{w} is a vector of m independent standard Wiener processes, and $\mathbf{B} = (b_{ij})$ an $n \times m$ is the matrix of stochastic perturbation amplitude. Here we follow the convention in physics not to distinguish a random variable and a deterministic variable. (In probability theory, they are usually distinguished

by upper-case and low-case symbols.) To examine the influence of a unit to the entire network made of the n units, it suffices to consider the component x_1 ; if not, we can always re-arrange the vector \mathbf{x} to make it so. The whole problem now boils down to finding the information flow from x_1 to (x_2, x_3, \dots, x_n) , which we will be denoting as $\mathbf{x}_{2..n}$ henceforth (i.e., as \mathbf{x} with component 1 removed).

In [9], the information flow between two individual components x_i and x_j has been rigorously derived from first principles. But the information flow from one component, here x_1 , to a multitude of components, here $\mathbf{x}_{2..n}$, is yet to be implemented. One may conjecture that it is just an addition of all flows from x_1 to all the individual components of $\mathbf{x}_{2..n}$. As we will see soon below, this is generally not the case, and the nonadditivity is a reflection of the macrostate or collective behavior of a multi-connected network.

We follow the strategy used in [15] to do the derivation. The information flow is, by the physical argument therein, the amount of entropy transferred from x_1 to $\mathbf{x}_{2..n}$. We hence need to find the evolution of the joint entropy of $\mathbf{x}_{2..n}$, and single out the contribution to this evolution from x_1 . This result follows.

Theorem II.1 *For the dynamical system (1), if the probability density function (pdf) of \mathbf{x} is compactly supported, then the information flow from x_1 to (x_2, x_3, \dots, x_n) is*

$$T_{1 \rightarrow 2..n} = -E \left[\sum_{i=2}^n \frac{1}{\rho_{2..n}} \frac{\partial F_i \rho_{2..n}}{\partial x_i} \right] + \frac{1}{2} E \left[\sum_{i=2}^n \sum_{j=2}^n \frac{1}{\rho_{2..n}} \frac{\partial^2 g_{ij} \rho_{2..n}}{\partial x_i \partial x_j} \right]. \quad (2)$$

The units are nats per unit time. In the equation, $\rho_{2..n}$ is joint pdf of (x_2, x_3, \dots, x_n) , $g_{ij} = \sum_{k=1}^m b_{ik} b_{jk}$, and E signifies mathematical expectation.

Proof. Associated with (1) there is a Fokker-Planck equation governing the evolution of the pdf ρ of \mathbf{x} :

$$\frac{\partial \rho}{\partial t} + \frac{\partial \rho F_1}{\partial x_1} + \frac{\partial \rho F_2}{\partial x_2} + \dots + \frac{\partial \rho F_n}{\partial x_n} = \frac{1}{2} \sum_{i=1}^d \sum_{j=1}^n \frac{\partial^2 g_{ij} \rho}{\partial x_i \partial x_j}, \quad (3)$$

where $g_{ij} = \sum_{k=1}^m b_{ik} b_{jk}$, $i, j = 1, \dots, n$. This marginal pdf of x_1 , $\rho_1(x_1)$, is obtained by integrating out (x_2, \dots, x_n) in (3). By the assumption of compactness of ρ , the resulting equation becomes

$$\frac{\partial \rho_1}{\partial t} + \frac{\partial}{\partial x_1} \int_{\mathbb{R}^{n-1}} \rho F_1 d\mathbf{x}_{2..n} = \frac{1}{2} \frac{\partial^2}{\partial x_1^2} \int_{\mathbb{R}^{n-1}} g_{11} \rho d\mathbf{x}_{2..n}. \quad (4)$$

For the sake of notational simplicity, here we have written $dx_2dx_3\dots dx_n$ as $d\mathbf{x}_{2..n}$. From this the evolution of the marginal entropy of x_1 , written H_1 , can be derived:

$$\frac{dH_1}{dt} = -E \left[F_1 \frac{\partial \log \rho_1}{\partial x_1} \right] - \frac{1}{2} E \left[g_{11} \frac{\partial \log \rho_1}{\partial x_2} \right]. \quad (5)$$

See Liang (2008) for a proof.

To study impact of x_1 on the rest of the network, we need to consider the evolution of the joint entropy of $(x_2, x_3, \dots, x_n) = \mathbf{x}_{2..n}$, i.e.,

$$H_{2..n} = - \int_{\mathbb{R}^{n-1}} \rho_{2..n} \log \rho_{2..n} d\mathbf{x}_{2..n},$$

where $\rho_{2..n} = \rho_{2..n}(x_2, \dots, x_n) = \int_{\mathbb{R}} \rho dx_1$ is the joint pdf of (x_2, x_3, \dots, x_n) . By integrating out x_1 from Eq. 3, we have

$$\frac{\partial \rho_{2..n}}{\partial t} + \frac{\partial}{\partial x_2} \int_{\mathbb{R}} \rho F_1 dx_1 + \dots + \frac{\partial}{\partial x_n} \int_{\mathbb{R}} \rho F_n dx_1 = \frac{1}{2} \sum_{i=2}^n \sum_{j=2}^n \frac{\partial^2}{\partial x_i \partial x_j} \int_{\mathbb{R}} g_{ij} \rho dx_1 \quad (6)$$

Multiply $-(1 + \log \rho_{2..n})$, then integrate over \mathbb{R}^{n-1} . The first term is $dH_{2..n}/dt$. By taking advantage of the compactness assumption, the second term on the left hand side results in

$$\begin{aligned} & - \int_{\mathbb{R}^{n-1}} \left[(1 + \log \rho_{2..n}) \frac{\partial}{\partial x_2} \left(\int_{\mathbb{R}} \rho F_2 dx_1 \right) \right] d\mathbf{x}_{2..n} \\ &= - \int_{\mathbb{R}^{n-1}} \log \rho_{2..n} \frac{\partial}{\partial x_2} \left(\int_{\mathbb{R}} \rho F_2 dx_1 \right) d\mathbf{x}_{2..n} \\ &= \int_{\mathbb{R}^{n-2}} \left\{ \left[-\log \rho_{2..n} \cdot \int_{\mathbb{R}} \rho F_2 dx_1 \right]_{-\infty}^{\infty} + \int_{\mathbb{R}} \left(\int_{\mathbb{R}} \rho F_2 dx_1 \right) \cdot \frac{\partial \log \rho_{2..n}}{\partial x_2} dx_2 \right\} dx_3 \dots dx_n \\ &= \int_{\mathbb{R}^n} \rho F_2 \frac{\partial \log \rho_{2..n}}{\partial x_2} d\mathbf{x} = E \left[F_2 \frac{\partial \log \rho_{2..n}}{\partial x_2} \right], \end{aligned}$$

where E signifies mathematical expectation. Likewise, the third term through the n^{th} term are

$$E \left[F_3 \frac{\partial \log \rho_{2..n}}{\partial x_3} \right], \dots, E \left[F_n \frac{\partial \log \rho_{2..n}}{\partial x_n} \right].$$

On the right hand side, the $(i, j)^{\text{th}}$ component is

$$\begin{aligned}
& - \int_{\mathbb{R}^{n-1}} \left[(1 + \log \rho_{2..n}) \cdot \frac{1}{2} \frac{\partial^2}{\partial x_i \partial x_j} \int_{\mathbb{R}} g_{ij} \rho dx_1 \right] d\mathbf{x}_{2..n} \\
&= -\frac{1}{2} \int_{\mathbb{R}^{n-1}} \log \rho_{2..n} \cdot \frac{\partial^2}{\partial x_i \partial x_j} \left(\int_{\mathbb{R}} g_{ij} \rho dx_1 \right) d\mathbf{x}_{2..n} \\
&= -\frac{1}{2} \int_{\mathbb{R}^{n-2}} \left\{ \left[\log \rho_{2..n} \cdot \frac{\partial}{\partial x_j} \left(\int_{\mathbb{R}} g_{ij} \rho dx_1 \right) \right]_{-\infty}^{\infty} \right. \\
&\quad \left. - \int_{\mathbb{R}} \frac{\partial \log \rho_{2..n}}{\partial x_i} \cdot \frac{\partial \int_{\mathbb{R}} g_{ij} \rho dx_1}{\partial x_j} dx_i \right\} dx_2 \dots dx_{i-1} dx_{i+1} \dots dx_n \\
&= \frac{1}{2} \int_{\mathbb{R}^{n-1}} \frac{\partial \log \rho_{2..n}}{\partial x_i} \cdot \frac{\partial \int_{\mathbb{R}} g_{ij} \rho dx_1}{\partial x_j} d\mathbf{x}_{2..n} \\
&= \frac{1}{2} \int_{\mathbb{R}^{n-2}} \left\{ \left[\frac{\partial \log \rho_{2..n}}{\partial x_i} \int_{\mathbb{R}} g_{ij} \rho dx_1 \right]_{-\infty}^{\infty} \right. \\
&\quad \left. - \int_{\mathbb{R}} \left(\int_{\mathbb{R}} g_{ij} \rho dx_1 \right) \cdot \frac{\partial^2 \log \rho_{2..n}}{\partial x_i \partial x_j} dx_j \right\} dx_2 \dots dx_{j-1} dx_{j+1} \dots dx_n \\
&= -\frac{1}{2} \int_{\mathbb{R}^n} \rho g_{ij} \frac{\partial^2 \log \rho_{2..n}}{\partial x_i \partial x_j} d\mathbf{x} = -\frac{1}{2} E \left[g_{ij} \frac{\partial^2 \log \rho_{2..n}}{\partial x_i \partial x_j} \right].
\end{aligned}$$

Putting the above together, we have

$$\frac{dH_{2..n}}{dt} = - \sum_{i=2}^n E \left[F_i \frac{\partial \log \rho_{2..n}}{\partial x_i} \right] - \frac{1}{2} \sum_{i=2}^n \sum_{j=2}^n E \left[g_{ij} \frac{\partial^2 \log \rho_{2..n}}{\partial x_i \partial x_j} \right]. \quad (7)$$

The evolution of $H_{2..n}$ contains two parts, one being the effect of x_1 , another being the part with the effect of x_1 excluded. We denote the latter by $dH_{2..n, \setminus 1}/dt$; it can be found by instantaneously freezing x_1 as a parameter. For this purpose, we examine, on an infinitesimal interval $[t, t + \Delta t]$, a system modified from the original (1) by removing its first equation, i.e.,

$$\frac{dx_2}{dt} = F_2(x_1, x_2, \dots, x_n; t) + \sum_{k=1}^m b_{2k}(x_1, x_2, \dots, x_n; t) \dot{w}_k \quad (8)$$

$$\frac{dx_3}{dt} = F_3(x_1, x_2, \dots, x_n; t) + \sum_{k=1}^m b_{3k}(x_1, x_2, \dots, x_n; t) \dot{w}_k \quad (9)$$

$$\begin{aligned}
& \vdots \\
\frac{dx_n}{dt} &= F_n(x_1, x_2, \dots, x_n; t) + \sum_{k=1}^m b_{nk}(x_1, x_2, \dots, x_n; t) \dot{w}_k. \quad (10)
\end{aligned}$$

Note here the F_i 's and b_{ik} 's still have dependence on x_1 , but now x_1 appears in the modified system as a parameter. Given the pdf of \mathbf{x} at time t , we need to find the pdf of \mathbf{x}_\setminus at time $t + \Delta t$. In Liang (2016), this is fulfilled by first constructing a mapping $\Phi : \mathbb{R}^{n-1} \rightarrow \mathbb{R}^{n-1}$, $\mathbf{x}_\setminus(t) \mapsto \mathbf{x}_\setminus(t + \Delta t)$, then studying the Frobenius-Perron operator of the modified system. Here we choose an alternative approach. Note on the interval $[t, t + \Delta t]$, there also exists a Fokker-Planck equation for the modified system

$$\frac{\partial \rho_\setminus}{\partial t} + \frac{\partial F_2 \rho_\setminus}{\partial x_2} + \frac{\partial F_3 \rho_\setminus}{\partial x_3} + \dots + \frac{\partial F_n \rho_\setminus}{\partial x_n} = \frac{1}{2} \sum_{i=2}^n \sum_{j=2}^n \frac{\partial^2 g_{ij} \rho_\setminus}{\partial x_i \partial x_j}, \quad (11)$$

$$\rho_\setminus = \rho_{2..n} \quad \text{at time } t. \quad (12)$$

Here $g_{ij} = \sum_{k=1}^m b_{ik} b_{jk}$ is still as before; ρ_\setminus means the joint pdf of (x_2, \dots, x_n) with x_1 frozen as a parameter. ρ_\setminus is somehow similar to the conditional pdf of the former on the latter, but not exactly as that. The subscript \setminus signifies that x_1 is removed from the independent variables. Note this is quite different from $\rho_{2..n}$, which has no dependence on x_1 at all; but they are equal at time t .

Divide (11) by ρ_\setminus to get

$$\frac{\partial \log \rho_\setminus}{\partial t} + \sum_{i=2}^n \frac{1}{\rho_\setminus} \frac{\partial F_i \rho_\setminus}{\partial x_i} = \frac{1}{2 \rho_\setminus} \sum_{i=2}^n \sum_{j=2}^n \frac{\partial^2 g_{ij} \rho_\setminus}{\partial x_i \partial x_j}.$$

Discretizing, and noticing that $\rho_\setminus(t) = \rho_{2..n}(t)$, we have

$$\begin{aligned} & \log \rho_\setminus(\mathbf{x}_\setminus; t + \Delta t) \\ &= \log \rho_{2..n}(\mathbf{x}_\setminus; t) - \Delta t \cdot \sum_2^n \frac{1}{\rho_{2..n}} \frac{\partial F_i \rho_{2..n}}{\partial x_i} + \frac{\Delta t}{2} \sum_2^n \sum_2^n \frac{1}{\rho_{2..n}} \frac{\partial^2 g_{ij} \rho_{2..n}}{\partial x_i \partial x_j} + o(\Delta t). \end{aligned}$$

To arrive $dH_{2..n, \setminus}/dt$, we need to find $\log \rho_\setminus(\mathbf{x}_\setminus(t + \Delta t); t + \Delta t)$. Using the Euler-Bernstein approximation,

$$\mathbf{x}_\setminus(t + \Delta t) = \mathbf{x}_\setminus(t) + \mathbf{F}_\setminus \Delta t + \mathbf{B}_\setminus \Delta \mathbf{w}, \quad (13)$$

where, just like the notation \mathbf{x}_\setminus ,

$$\begin{aligned} \mathbf{F}_\setminus &= (F_2, \dots, F_n)^T, \\ \mathbf{B}_\setminus &= \begin{bmatrix} b_{21} & \dots & b_{2m} \\ \vdots & \ddots & \vdots \\ b_{n1} & \dots & b_{nm} \end{bmatrix} \\ \Delta \mathbf{w} &= (\Delta w_1, \dots, \Delta w_m)^T \end{aligned}$$

and $\Delta w_k \sim N(0, \Delta t)$, we have

$$\begin{aligned}
& \log(\rho_{\mathfrak{V}}(\mathbf{x}_{\mathfrak{V}}t + \Delta t); t + \Delta t) \\
&= \log \rho_{2..n}(\mathbf{x}_{\mathfrak{V}}(t) + \mathbf{F}_{\mathfrak{V}}\Delta t + \mathbf{B}_{\mathfrak{V}}\Delta \mathbf{w}; t) \\
&\quad - \Delta t \cdot \sum_2^n \frac{1}{\rho_{2..n}} \frac{\partial F_i \rho_{2..n}}{\partial x_i} + \frac{\Delta t}{2} \sum_2^n \sum_2^n \frac{1}{\rho_{2..n}} \frac{\partial^2 g_{ij} \rho_{2..n}}{\partial x_i \partial x_j} + o(\Delta t). \\
&= \log \rho_{2..n}(\mathbf{x}_{\mathfrak{V}}(t)) + \sum_{i=2}^n \left[\frac{\partial \log \rho_{2..n}}{\partial x_i} (F_i \Delta t + \sum_{k=1}^m b_{ik} \Delta w_k) \right] \\
&\quad + \frac{1}{2} \cdot \sum_{i=2}^n \sum_{j=2}^n \left[\frac{\partial^2 \log \rho_{2..n}}{\partial x_i \partial x_j} (F_i \Delta t + \sum_{k=1}^m b_{ik} \Delta w_k) \cdot (F_j \Delta t + \sum_{l=1}^m b_{jl} \Delta w_l) \right] \\
&\quad - \Delta t \cdot \sum_2^n \frac{1}{\rho_{2..n}} \frac{\partial F_i \rho_{2..n}}{\partial x_i} + \frac{\Delta t}{2} \sum_2^n \sum_2^n \frac{1}{\rho_{2..n}} \frac{\partial^2 g_{ij} \rho_{2..n}}{\partial x_i \partial x_j} + o(\Delta t).
\end{aligned}$$

Take mathematical expectation on both sides. The left hand side is $-H_{2..n, \mathfrak{V}}(t + \Delta t)$. By the Corollary III.I of Liang (2016), and noting $E\Delta w_k = 0$, $E\Delta w_k^2 = \Delta t$ and the fact that $\Delta \mathbf{w}$ are independent of $\mathbf{x}_{\mathfrak{V}}$, we have

$$\begin{aligned}
-H_{2..n, \mathfrak{V}}(t + \Delta t) &= -H_{2..n}(t) + \Delta t \cdot E \sum_{i=2}^n F_i \frac{\partial \log \rho_{2..n}}{\partial x_i} \\
&\quad + \frac{\Delta t}{2} \cdot E \sum_{i=2}^n \sum_{j=2}^n \sum_{k=1}^m \sum_{l=1}^m b_{ik} b_{jl} \delta_{kl} \frac{\partial^2 \log \rho_{2..n}}{\partial x_i \partial x_j} \\
&\quad - \Delta t \cdot E \sum_2^n \frac{1}{\rho_{2..n}} \frac{\partial F_i \rho_{2..n}}{\partial x_i} + \frac{\Delta t}{2} E \sum_2^n \sum_2^n \frac{1}{\rho_{2..n}} \frac{\partial^2 g_{ij} \rho_{2..n}}{\partial x_i \partial x_j} + o(\Delta t) \\
&= -H_{2..n}(t) + \Delta t \cdot E \sum_{i=2}^n F_i \frac{\partial \log \rho_{2..n}}{\partial x_i} + \frac{\Delta t}{2} \cdot E \sum_{i=2}^n \sum_{j=2}^n g_{ij} \frac{\partial^2 \log \rho_{2..n}}{\partial x_i \partial x_j} \\
&\quad - \Delta t \cdot E \sum_2^n \frac{1}{\rho_{2..n}} \frac{\partial F_i \rho_{2..n}}{\partial x_i} + \frac{\Delta t}{2} E \sum_2^n \sum_2^n \frac{1}{\rho_{2..n}} \frac{\partial^2 g_{ij} \rho_{2..n}}{\partial x_i \partial x_j} + o(\Delta t).
\end{aligned}$$

So

$$\begin{aligned}
\frac{dH_{2..n, \mathfrak{V}}}{dt} &= \lim_{\Delta t \rightarrow 0} \frac{H_{2..n, \mathfrak{V}} - H_{2..n}(t)}{\Delta t} \\
&= -E \sum_{i=2}^n \left(F_i \frac{\partial \log \rho_{2..n}}{\partial x_i} - \frac{1}{\rho_{2..n}} \frac{\partial F_i \rho_{2..n}}{\partial x_i} \right) \\
&\quad - \frac{1}{2} E \sum_{i=2}^n \sum_{j=2}^n \left(g_{ij} \frac{\partial^2 \log \rho_{2..n}}{\partial x_i \partial x_j} + \frac{1}{\rho_{2..n}} \frac{\partial^2 g_{ij} \rho_{2..n}}{\partial x_i \partial x_j} \right).
\end{aligned}$$

Hence the information flow from x_1 to $\mathbf{x}_\setminus 1$ is

$$\begin{aligned}
T_{1 \rightarrow 2..n} &= \frac{dH_{2..n}}{dt} - \frac{dH_{2..n, \setminus 1}}{dt} \\
&= -E \sum_{i=2}^n \left(F_i \frac{\partial \log \rho_{2..n}}{\partial x_i} \right) - \frac{1}{2} E \sum_{i=2}^n \sum_{j=2}^n \left(g_{ij} \frac{\partial^2 \log \rho_{2..n}}{\partial x_i \partial x_j} \right) \\
&\quad - E \sum_{i=2}^n \frac{\partial F_i}{\partial x_i} + \frac{1}{2} E \sum_{i=2}^n \sum_{j=2}^n \left(g_{ij} \frac{\partial^2 \log \rho_{2..n}}{\partial x_i \partial x_j} + \frac{1}{\rho_{2..n}} \frac{\partial^2 g_{ij} \rho_{2..n}}{\partial x_i \partial x_j} \right) \\
&= -E \left[\sum_{i=2}^n \frac{1}{\rho_{2..n}} \frac{\partial F_i \rho_{2..n}}{\partial x_i} \right] + \frac{1}{2} E \left[\sum_{i=2}^n \sum_{j=2}^n \frac{1}{\rho_{2..n}} \frac{\partial^2 g_{ij} \rho_{2..n}}{\partial x_i \partial x_j} \right].
\end{aligned}$$

Q.E.D.

There is a nice property regarding noise: when the noise is additive, the stochastic contribution to the information flow vanishes, as stated in the following corollary.

Corollary 1 *In (1), if \mathbf{B} does not depend on \mathbf{x} , then*

$$T_{1 \rightarrow 2..n} = -E \left[\sum_{i=2}^n \frac{1}{\rho_{2..n}} \frac{\partial F_i \rho_{2..n}}{\partial x_i} \right].$$

Proof. If b_{ij} is independent of \mathbf{x} , so is $g_{ij} = \sum_{k=1}^m b_{ik} b_{jk}$. Thus,

$$\begin{aligned}
E \sum_i \sum_j \frac{1}{\rho_{2..n}} \frac{\partial^2 g_{ij} \rho_{2..n}}{\partial x_i \partial x_j} &= \sum_i \sum_j g_{ij} \int_{\mathbb{R}^n} \frac{\partial^2 \rho_{2..n}}{\partial x_i \partial x_j} d\mathbf{x} \\
&= \sum_i \sum_j g_{ij} \int_{\mathbb{R}^{n-1}} \frac{\int_{\mathbb{R}} \rho dx_1}{\rho_{2..n}} \frac{\partial^2 \rho_{2..n}}{\partial x_i \partial x_j} dx_2 dx_3 \dots dx_n \\
&= \sum_i \sum_j g_{ij} \int_{\mathbb{R}^{n-1}} \frac{\partial^2 \rho_{2..n}}{\partial x_i \partial x_j} dx_2 dx_3 \dots dx_n,
\end{aligned}$$

which is zero by the compactness of ρ . Q.E.D.

The formula (2) can be verified with the particular situation in which the rest of the network does not depend on x_1 . In this case x_1 plays no role. Indeed, if we follow the procedure for the above corollary, it is easy to prove that $T_{1 \rightarrow 2..n}$ vanishes. So we have:

Theorem II.2 (Principle of nil causality) *If $\mathbf{F}_\setminus 1$ and $\mathbf{B}_\setminus 1$ are independent of x_1 , $T_{1 \rightarrow 2..n} = 0$.*

A. Linear systems

Steered by a linear system, a Gaussian process is always Gaussian. In this case, the information flow can be greatly simplified.

Theorem II.3 In (1), suppose

$$F_i = f_i + \sum_{j=1}^n a_{ij}x_j, \quad (14)$$

where f_i and a_{ij} are constants, and b_{ij} are also constants. Further suppose that initially \mathbf{x} has a Gaussian distribution, then

$$T_{1 \rightarrow 2..n} = \sum_{i=2}^n \left[\sum_{j=2}^n \sigma'_{ij} \left(\sum_{k=1}^n a_{ik} \sigma_{kj} \right) - a_{ii}, \right] \quad (15)$$

where σ'_{ij} is the $(i, j)^{\text{th}}$ entry of $\begin{bmatrix} 1 & \mathbf{0} \\ \mathbf{0} & \Sigma_{\setminus 1}^{-1} \end{bmatrix}$.

Proof. In (2), by Corollary 1, the stochastic part (second term) can be ignored. Suppose the joint pdf of \mathbf{x} has a form like

$$\rho(x_1, \dots, x_n) = \frac{1}{\sqrt{(2\pi)^n \det \Sigma}} e^{-\frac{1}{2}(\mathbf{x}-\boldsymbol{\mu})^T \Sigma^{-1}(\mathbf{x}-\boldsymbol{\mu})}. \quad (16)$$

Then it is easy to show

$$\rho_{2..n}(x_2, \dots, x_n) = \frac{1}{\sqrt{(2\pi)^{n-1} \det \Sigma_{\setminus 1}}} e^{-\frac{1}{2}(\mathbf{x}_{\setminus 1}-\boldsymbol{\mu}_{\setminus 1})^T \Sigma_{\setminus 1}^{-1}(\mathbf{x}_{\setminus 1}-\boldsymbol{\mu}_{\setminus 1})}, \quad (17)$$

where $\Sigma_{\setminus 1}$ is the covariance matrix Σ with the first row and first column deleted, and $\boldsymbol{\mu}_{\setminus 1}$ is the vector $\boldsymbol{\mu}$ with the first entry removed. For easy correspondence, we will still count the entries as those as numbered in Σ and $\boldsymbol{\mu}$. So

$$\begin{aligned} F_i \frac{\partial \log \rho_{2..n}}{\partial x_i} & \left[f_i + \sum_{j=1}^n a_{ij}x_j \right] \frac{\partial}{\partial x_i} \left[-\frac{1}{2}(\mathbf{x}_{\setminus 1}-\boldsymbol{\mu}_{\setminus 1})^T \Sigma_{\setminus 1}^{-1}(\mathbf{x}_{\setminus 1}-\boldsymbol{\mu}_{\setminus 1}) \right] \\ & = \left(f_i + \sum_{j=1}^n a_{ij}x_j \right) \sum_{j=2}^n \left(-\frac{\sigma'_{ij} + \sigma'_{ji}}{2} \right) \cdot (x_j - \mu_j). \end{aligned}$$

Here σ'_{ij} is the $(i, j)^{\text{th}}$ entry of the matrix $\Sigma_{\mathbb{V}}^{-1}$. (Note here the entry indices run from 2 through n , not from 1 through n !) As $\Sigma_{\mathbb{V}}$ is symmetric, so is $\Sigma_{\mathbb{V}}^{-1}$, and hence $(\sigma'_{ij} + \sigma'_{ji})/2 = \sigma'_{ij}$. So

$$\begin{aligned}
-EF_i \frac{\partial \log \rho_{2..n}}{\partial x_i} &= 0 - E \sum_{j=1}^n a_{ij} x_j \cdot \sum_{j=2}^n (-\sigma'_{ij}) \cdot (x_j - \mu_j) \\
&= E \sum_{k=1}^n a_{ik} (x_k - \mu_k) \cdot \sum_{j=2}^n \sigma'_{ij} (x_j - \mu_j) \\
&= \sum_{k=1}^n \sum_{j=2}^n a_{ik} \sigma'_{ij} E(x_k - \mu_k)(x_j - \mu_j) \\
&= \sum_{k=1}^n \sum_{j=2}^n a_{ik} \sigma'_{ij} \sigma_k j.
\end{aligned}$$

The other term

$$-E \sum_{i=2}^n \frac{\partial F_i}{\partial x_i} = -\sum_{i=2}^n a_{ii}.$$

Eq. (15) follows by summing these two terms together. Q.E.D.

When $n = 2$, the above formula can be further simplified. In fact,

$$T_{1 \rightarrow 2} = a_{21} \sigma'_{22} \cdot \sigma_{12} + a_{22} \sigma'_{22} \cdot \sigma_{22} - a_{22}.$$

In this case, $\sigma'_{22} = 1/\sigma_{22}$, so

$$T_{1 \rightarrow 2} = a_{21} \frac{\sigma_{12}}{\sigma_{22}},$$

just as expected (cf. [15]).

From above it is easy to see that,

$$T_{1 \rightarrow 2..n} \neq \sum_{j=2}^n T_{1 \rightarrow j}. \quad (18)$$

That is to say, the macrostate of a network is not just a simple addition of the individual states. The equality can hold only when the n components are uncorrelated, i.e., when Σ is a diagonal matrix, and hence $\sigma'_{ii} = 1/\sigma_i$ and $\sigma'_{ij} = 0$ for $i \neq j$. Indeed, in this case, the n components are just independent units; they do not form a network.

B. The impact of \mathbf{x}_\forall on x_1

We know information flow or causality is asymmetric between two entities; that is to say, the contribution of x_1 to the rest of the network is generally different from that the other way around. For late reference, we here briefly present the result of the information flow from \mathbf{x}_\forall to x_1 , though it is not needed in this study.

From [15],

$$\frac{dH_1}{dt} = -E \left[F_1 \frac{\partial \log \rho_1}{\partial x_1} \right] - \frac{1}{2} E \left[g_{11} \frac{\partial^2 \log \rho_1}{\partial x_1^2} \right]. \quad (19)$$

Now if we modify the system on the infinitesimal interval $[t + \Delta t]$ by freezing (x_2, x_3, \dots, x_n) , and follow the above derivation, we finally arrive at the time rate of change of the marginal entropy of x_1 with the effect of (x_2, x_3, \dots, x_n) excluded is

$$\frac{dH_{1,\forall..n}}{dt} = E \left(\frac{\partial F_1}{\partial x_1} \right) - \frac{1}{2} E \left(g_{11} \frac{\partial^2 \log \rho_1}{\partial x_1^2} \right) - \frac{1}{2} E \left(\frac{1}{\rho_1} \frac{\partial^2 g_{11} \rho_1}{\partial x_1^2} \right). \quad (20)$$

So the information flow from \mathbf{x}_\forall to x_1 is

$$\begin{aligned} T_{2..n \rightarrow 1} &= \frac{dH_1}{dt} - \frac{dH_{1,\forall..n}}{dt} = -E \left[F_1 \frac{\partial \log \rho_1}{\partial x_1} + \frac{\partial F_1}{\partial x_1} \right] + \frac{1}{2} E \left[\frac{1}{\rho_1} \frac{\partial^2 g_{11} \rho_1}{\partial x_1^2} \right] \\ &= -E \left[\frac{1}{\rho_1} \frac{\partial F_1 \rho_1}{\partial x_1} \right] + \frac{1}{2} E \left[\frac{1}{\rho_1} \frac{\partial^2 g_{11} \rho_1}{\partial x_1^2} \right]. \end{aligned} \quad (21)$$

A seemingly surprising observation is that this is precisely the same in form as that for 2D systems (see [15]), although here the dimensionality can be larger than 2. This does make sense, as we are splitting the system into two subsystems, one with x_1 , another with a collection of $n - 1$ units. In the meantime, this generally differs in form from those individual information flow formulas for systems with $n > 2$ (see [9]).

III. MAXIMUM LIKELIHOOD ESTIMATION

Given a system like (1), we can rigorously evaluate the information flows among the components. Now suppose, instead of the system, what we have are just n time series with K steps, $K \gg n$, $\{x_1(k)\}, \{x_2(k)\}, \dots, \{x_n(k)\}$. We can estimate the system from the series, and then apply the information flow formula to fulfill the task. Assume a linear model as shown above, and assume $m = 1$. following

Liang (2014)[8], the maximum likelihood estimator of a_{ij} is equal to the least-square solution of the following over-determined problem

$$\begin{pmatrix} 1 & x_1(1) & x_2(1) & \dots & x_n(1) \\ 1 & x_1(2) & x_2(2) & \dots & x_n(2) \\ 1 & x_1(3) & x_2(3) & \dots & x_n(3) \\ \vdots & \vdots & \ddots & \ddots & \vdots \\ 1 & x_1(K) & x_2(K) & \dots & x_n(K) \end{pmatrix} \begin{pmatrix} f_i \\ a_{i1} \\ a_{i2} \\ \vdots \\ a_{in} \end{pmatrix} = \begin{pmatrix} \dot{x}_i(1) \\ \dot{x}_i(2) \\ \dot{x}_i(3) \\ \vdots \\ \dot{x}_i(K) \end{pmatrix}$$

where $\dot{x}_i(k) = (x_i(k+1) - x_i(k))/\Delta t$ (Δt is the time stepsize), for $i = 1, 2, \dots, n$, $k = 1, \dots, K$. Use overbar to denote the time mean over the K steps. The above equation is

$$\begin{pmatrix} 1 & \bar{x}_1 & \bar{x}_2 & \dots & \bar{x}_n \\ 0 & x_1(2) - \bar{x}_1 & x_2(2) - \bar{x}_2 & \dots & x_n(2) - \bar{x}_n \\ 0 & x_1(3) - \bar{x}_1 & x_2(3) - \bar{x}_2 & \dots & x_n(3) - \bar{x}_n \\ \vdots & \vdots & \ddots & \ddots & \vdots \\ 0 & x_1(K) - \bar{x}_1 & x_2(K) - \bar{x}_2 & \dots & x_n(K) - \bar{x}_n \end{pmatrix} \begin{pmatrix} f_i \\ a_{i1} \\ a_{i2} \\ \vdots \\ a_{in} \end{pmatrix} = \begin{pmatrix} \bar{\dot{x}}_i \\ \dot{x}_i(2) - \bar{\dot{x}}_i \\ \dot{x}_i(3) - \bar{\dot{x}}_i \\ \vdots \\ \dot{x}_i(K) - \bar{\dot{x}}_i \end{pmatrix}$$

Denote by \mathbf{R} the matrix

$$\begin{pmatrix} x_1(2) - \bar{x}_1 & x_2(2) - \bar{x}_2 & \dots & x_n(2) - \bar{x}_n \\ \vdots & \vdots & \ddots & \vdots \\ x_1(K) - \bar{x}_1 & x_2(K) - \bar{x}_2 & \dots & x_n(K) - \bar{x}_n \end{pmatrix},$$

\mathbf{s} the vector $(x_i(2) - \bar{\dot{x}}_i, \dots, x_i(K) - \bar{\dot{x}}_i)^T$, and \mathbf{a}_i the row vector $(a_{i1}, \dots, a_{in})^T$. Then $\mathbf{R}\mathbf{a}_i = \mathbf{s}$. The least square solution of \mathbf{a}_i , $\hat{\mathbf{a}}_i$, solves

$$\mathbf{R}^T \mathbf{R} \hat{\mathbf{a}}_i = \mathbf{R}^T \mathbf{s}.$$

Note $\mathbf{R}^T \mathbf{R}$ is $K\mathbf{C}$, where \mathbf{C} is the covariance matrix. So

$$\begin{pmatrix} \hat{a}_{i1} \\ \hat{a}_{i2} \\ \vdots \\ \hat{a}_{in} \end{pmatrix} = \mathbf{C}^{-1} \begin{pmatrix} c_{1,di} \\ c_{2,di} \\ \vdots \\ c_{n,di} \end{pmatrix} \quad (22)$$

where $c_{j,di}$ is the covariance between the series $\{x_j(k)\}$ and $\{(x_i(k+1) - x_i(k))/\Delta t\}$.

So finally, the mle of $T_{1 \rightarrow 2 \dots n}$ is

$$\hat{T}_{1 \rightarrow 2 \dots n} = \sum_{i=2}^n \left[\sum_{j=2}^n c'_{ij} \left(\sum_{k=1}^n \hat{a}_{ik} c_{kj} \right) - \hat{a}_{ii} \right], \quad (23)$$

where c'_{ij} is the (i, j) th entry of $\tilde{\mathbf{C}}^{-1}$, and

$$\tilde{\mathbf{C}} = \begin{pmatrix} 1 & 0 & 0 & \dots & 0 \\ 0 & c_{22} & c_{23} & \dots & c_{2n} \\ 0 & c_{23} & c_{33} & \dots & c_{3n} \\ \vdots & \vdots & \vdots & \ddots & \vdots \\ 0 & c_{2n} & c_{3n} & \dots & c_{nn} \end{pmatrix}. \quad (24)$$

Denoting by $\hat{\mathbf{A}}$ the matrix with entries (\hat{a}_{ij}) , Eq. (23) can be more succinctly written as:

$$\hat{T}_{1 \rightarrow 2..n} = Tr_{\mathbb{1}} \left[\tilde{\mathbf{C}}^{-1} (\hat{\mathbf{A}} \mathbf{C})^T \right] - Tr_{\mathbb{1}} \left[\hat{\mathbf{A}} \right]. \quad (25)$$

Here $Tr_{\mathbb{1}}$ means the trace of a matrix with the first term removed. That is to say, it is defined such that, for matrix \mathbf{Q} ,

$$Tr_{\mathbb{1}} \mathbf{Q} = Tr \mathbf{Q} - Q(1, 1).$$

Note this is made possible by the form of $\tilde{\mathbf{C}}$ (with its special form in 1st row and 1st column); otherwise the trace of the product of two matrices, say, $\mathbf{P}_{n \times n} \mathbf{Q}_{n \times n} \equiv \mathbf{R}_{n \times n}$, is generally not equal to $Tr[\mathbf{P}(2 : n, 2 : n) \mathbf{Q}(2 : n, 2 : n)] + R(1, 1)$.

IV. APPLICATION TO A NETWORK OF COUPLED STUART-LANDAU OSCILLATORS

In this section we put (23) to application to a network with N nodes, each made of a Stuart-Landau oscillator[17]. This has been used to model many biological networks for phenomena such as circadian rhythms, synchronized neuronal firing, and spatiotemporal activity in the heart and the brain (see [7] for more examples). For the purpose of demonstration, here a small number $N = 6$ is chosen. Let the complex state variable of the j th oscillator be z_j . It is defined as (see, e.g., [18][7])

$$\frac{dz_j}{dt} = (\alpha_j + i\Omega_j - |z_j|^2) z_j + \frac{K}{N} \sum_{k=1}^N \Lambda_{jk} (z_k - z_j) + \nu \dot{w}_j, \quad j = 1, \dots, N \quad (26)$$

where $i = \sqrt{-1}$, Ω_j are the frequencies, α_j are control parameters, and (Λ) is the adjacency matrix. Here the coupling coefficient K is chosen to be 1. The notation generally follows that in [7]; the difference lies in

an Ω varying oscillator by oscillator, and an additional stochastic term $\nu \dot{w}_j$, where w_j is a standard Wiener process, and ν the stochastic perturbation amplitude. We add some weak stochasticity for convenience (see below). If $K = 0$ and $\nu = 0$, the oscillators are Stuart-Landau oscillators; a positive α_j yields an oscillating state, whereas a negative α_j disable the oscillator. In this study, $K = 1$, $\Omega_j = j/2$, $j = 1, \dots, N$, are fixed throughout. α_j may be 1 or -3 , depending on whether z_j is activated or switched off. The adjacency matrix is chosen such that $\Lambda_{2k} = \Lambda_{k2} = 0$, $k = 1, 3, 4$; $\Lambda_{1k} = \Lambda_{k1} = 0$, $k = 4, 6$, and for all other (j, k) , $\Lambda_{jk} = 1$. The resulting network is sketched in Fig. 1. Obviously, z_5 is a highly connected node, or hub; second to it is z_6 . z_1 and z_2 are two sparsely connected nodes.

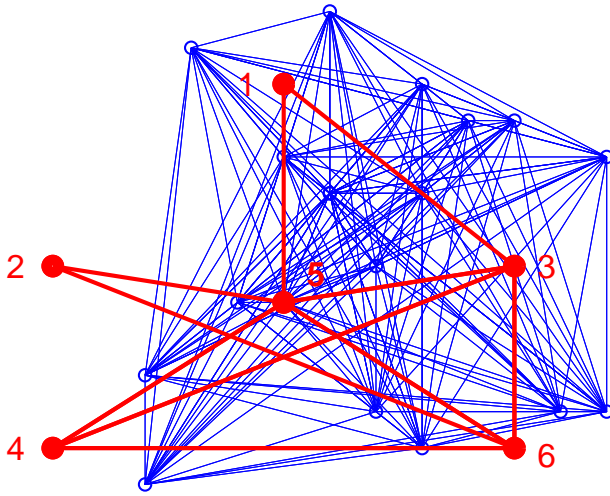


FIG. 1: A schematic of the network of coupled oscillators. For the sake of clarity, in this study only the 6-node (red) subnetwork is considered.

Equation (26) is discretized and solved using the second order Runge-Kutta scheme. The system is initialized with random values, integrated forward with a time stepsize of $\Delta t = 0.1$. Without coupling, the individual oscillators operate on their own, each exhibiting a periodic series with a distinct frequency. Shown in Fig. 2a are the active (solid) and inactive (dashed) modes for z_1 when $\nu = 0$. Fig. 2b displays the corresponding cases when $\nu = 0.1$. We need this slightly perturbed system because, as seen in Fig. 2a, the trajectories are too regular (periodic), only leaving on the Poincar'e plane one point. In other words, they contain no information, making the information flow problem singular. Recently it is found this is actually an extreme case[20],

and hence can be handled by perturbing the system slightly with weak stochasticity. (In real systems, noises are ubiquitous.) The Fig. 2b approximate well its deterministic case, Fig. 2a, except for some weak ripples superimposed on the curves. So it is reasonable to believe that the addition of the weak perturbation can be used to compute the information flow for the original system.

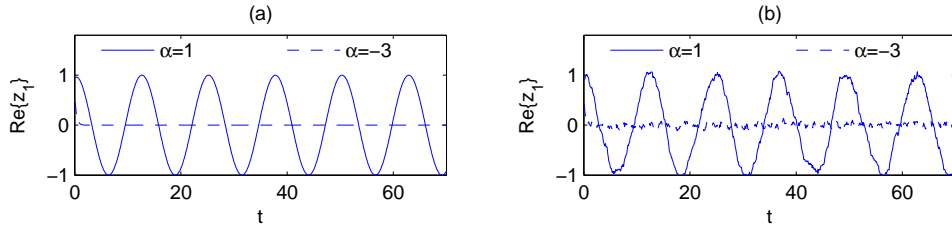


FIG. 2: Time series of a single oscillator z_1 without coupling ($K = 0$). (a) No noise; (b) weak stochasticity applied ($\nu = 0.1$). Only the real parts are drawn.

Figure 3 shows the time series of the six coupled oscillators. In (a), all of them are on. As seen, though the frequencies Ω_j differ, the six oscillators work together to produce completely synchronized oscillations (see [19] for optimum synchronizations). To assess the importance of a node, a usual practice is to delete it from the network and observe the response. In Figs. 3b-g, shown are the respective responses when z_1 - z_6 are turned off respectively. Obviously, with only one node failure the network is still alive. But one can see that the impact of z_5 is significantly larger than others, while that from z_1 is by far the least. In Fig. 3h, when z_5 and z_2 are disabled, then the entire network gradually dies, though in this case $\alpha_1, \alpha_3, \alpha_4, \alpha_6$ are still positive.

As mentioned in the introduction, the above assessment by preferential removal of designated node(s) may not be feasible for many networks in nature, neuronal networks in particular. Now use formula (23) to estimate the information flow from the individual oscillators to the network. To begin, note that each z_j actually has two components; so they should be taken as two time series. That is to say, the dynamical system has a dimensionality of $2 \times N$. The remaining computation is straightforward. We generate series with 5000 steps, with the first 100 steps discarded (to ensure stationarity). The computed results are (units in nats per unit time; values may differ slightly due to the random initialization):

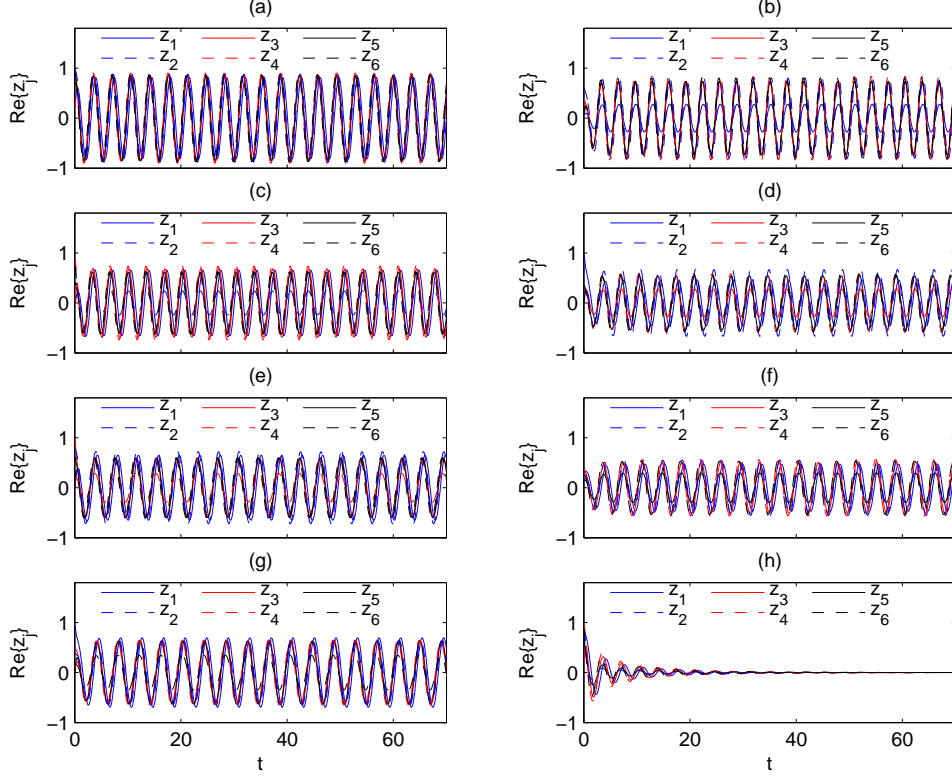


FIG. 3: Time series of the six coupled oscillators z_j (only the real parts of z_j are drawn). (a) All oscillators are active; (b) z_1 inactive (all others are active; same below); (c) z_2 inactive; (d) z_3 inactive; (e) z_4 inactive; (f) z_5 inactive; (g) z_6 inactive; (h) both z_2 and z_5 are inactive;

| $\hat{T}_{1 \rightarrow network}$ | $\hat{T}_{2 \rightarrow network}$ | $\hat{T}_{3 \rightarrow network}$ | $\hat{T}_{4 \rightarrow network}$ | $\hat{T}_{5 \rightarrow network}$ | $\hat{T}_{6 \rightarrow network}$ |
|-----------------------------------|-----------------------------------|-----------------------------------|-----------------------------------|-----------------------------------|-----------------------------------|
| 0.66 | 1.30 | 2.11 | 2.50 | 3.07 | 3.03 |

By comparison z_5 and z_6 are most important; second to them are z_3 and z_4 . z_1 and z_2 are least important. The result is just as that as illustrated in Fig. 3. From our common intuition, this makes sense, too. As we can check from Fig. 1, z_5 and z_6 are the hubs, whereas z_1 and z_2 are sparsely connected.

However, if there exist directed links and/or localized weights (e.g., [19]) in the network, hubs need not always be the most crucial units. To see this, let $\Lambda_{52} = 10$, $\Lambda_{62} = 5$. The computed result is tabulated as follows:

| $\hat{T}_{1 \rightarrow \text{network}}$ | $\hat{T}_{2 \rightarrow \text{network}}$ | $\hat{T}_{3 \rightarrow \text{network}}$ | $\hat{T}_{4 \rightarrow \text{network}}$ | $\hat{T}_{5 \rightarrow \text{network}}$ | $\hat{T}_{6 \rightarrow \text{network}}$ |
|--|--|--|--|--|--|
| 0.50 | 4.00 | 1.92 | 2.10 | 2.55 | 0.77 |

So now the most important node is z_2 , though it is sparsely connected! And, the impact from z_6 has been greatly reduced.

To see whether this is indeed the case, we do the node removal experiments again. Indeed, if z_2 is deteriorated or suppressed, the whole network becomes silent, as shown in Fig. 4c. The result is hence validated.

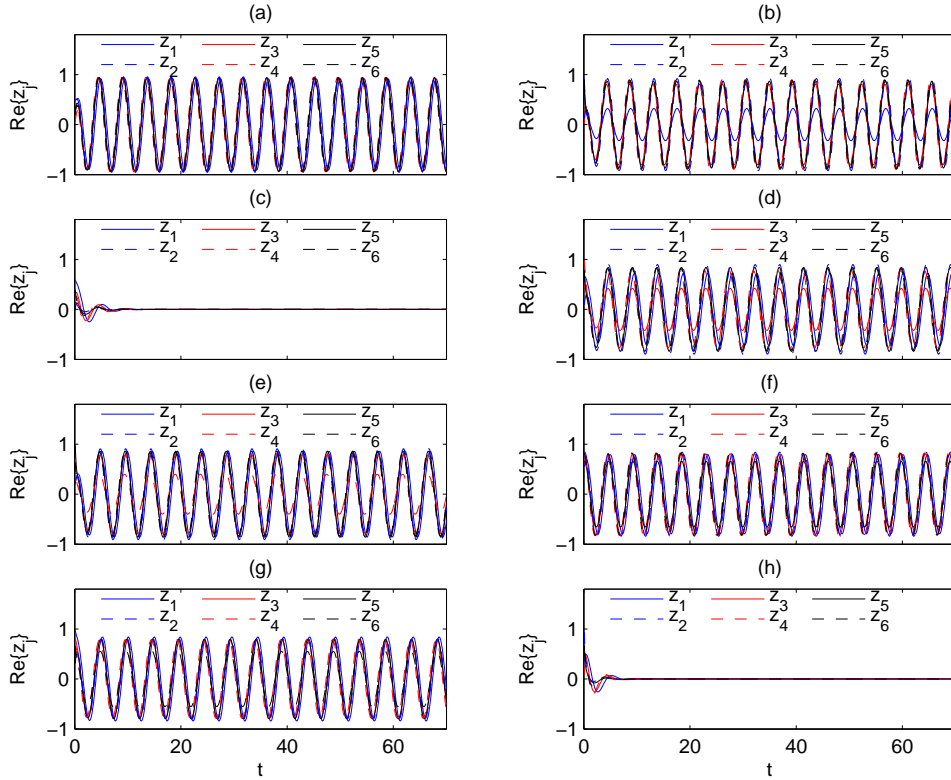


FIG. 4: As Fig. 3, but with weighted and directed links.

V. SUMMARY

A quantitative evaluation of the contribution of individual units in producing the collective behavior of a complex network is important in that it allows us to gain an understanding of which units determine the

vulnerability of the network. In this study, we show that a natural measure is the information flow from the unit in concern to the entire network. A formula is derived, and its maximum likelihood estimator provided. The results are summarized henceforth for easy reference.

For a network modeled with an n -dimensional continuous-time dynamical system

$$\frac{d\mathbf{x}}{dt} = \mathbf{F}(\mathbf{x}, t) + \mathbf{B}(\mathbf{x}, t)\dot{\mathbf{w}},$$

the information flow from node x_1 to the network x_2, x_3, \dots, x_n is

$$T_{1 \rightarrow 2..n} = -E \left[\sum_{i=2}^n \frac{1}{\rho_{2..n}} \frac{\partial F_i \rho_{2..n}}{\partial x_i} \right] + \frac{1}{2} E \left[\sum_{i=2}^n \sum_{j=2}^n \frac{1}{\rho_{2..n}} \frac{\partial^2 g_{ij} \rho_{2..n}}{\partial x_i \partial x_j} \right].$$

When only time series are available, under the assumption of linearity, the maximum likelihood estimator of $T_{1 \rightarrow 2..n}$ is

$$\hat{T}_{1 \rightarrow 2..n} = Tr_{\mathbb{V}} \left[\tilde{\mathbf{C}}^{-1} (\hat{\mathbf{A}} \mathbf{C})^T \right] - Tr_{\mathbb{V}} \left[\hat{\mathbf{A}} \right].$$

In the equation, $Tr_{\mathbb{V}}$ means the trace of a matrix with the first term removed, $\mathbf{C} = (c_{ij})$ is the covariance matrix, $\tilde{\mathbf{C}}$ is equal to \mathbf{C} except $\tilde{c}_{1,1} = 1$, $\tilde{c}_{j,1} = \tilde{c}_{1,j} = 0$, $j = 2, 3, \dots, n$. $\hat{\mathbf{A}} = (\hat{a}_{ij})$ has entries

$$\begin{pmatrix} \hat{a}_{i1} \\ \hat{a}_{i2} \\ \vdots \\ \hat{a}_{in} \end{pmatrix} = \mathbf{C}^{-1} \begin{pmatrix} c_{1,di} \\ c_{2,di} \\ \vdots \\ c_{n,di} \end{pmatrix}, \quad i = 1, 2, \dots, n,$$

where $c_{j,di}$ is the covariance between the series $\{x_j(k)\}$ and $\{(x_i(k+1) - x_i(k))/\Delta t\}$. Observe that this ‘‘cumulative information flow’’ is not equal to the sum of the information flows to other individual units, reflecting the collective phenomenon that a group is not the addition of the individual members.

The above formula has been put to application to a network consisting of Stuart-Landau oscillators. It is shown that the node with largest information flow is indeed most crucial for the network. Its deterioration or suppression will cause the whole network to cease to function. An observation is: depending on the topology, such a node may not be a hub; on the contrary, it could be some sparsely connected, low-degree node. This study is expected to be useful in identifying clues to the mystery why initially small shocks at some nodes may trigger a massive, global shutdown of the entire network.

Acknowledgments

This study is supported by the National Science Foundation of China (Grant # 41975064) and the 2015 Jiangsu Program for Innovation Research and Entrepreneurship Groups.

- [1] P. Erdős and A. Rényi, On the evolution of random graphs, *Publications of the Mathematical Institute of the Hungarian Academy of Sciences*, **5** (1960), 17-61.
- [2] D.J. Watts and S.H. Strogatz, Collective dynamics of ‘small-world’ networks, *Nature*, **393** (1998), 440-442.
- [3] F. Liljeros, C.R. Edling, L.A.N. Amaral, H.E. Stanley, Y. Aberg, The web of human sexual contacts, *Nature*, **411** (2001), 907-908.
- [4] R. Albert, Scale-free networks in cell biology, *J. Cell Sci.*, **118** (2005), 4947-4957.
- [5] R. Pastor-Satorras and A. Vespignani, *Evolution and Structure of the Internet*, Cambridge University Press, London, 2004.
- [6] P. Fairley, The unruly power grid, *IEEE Spectrum*, **41** (2004), 8, 22-27.
- [7] G. Tanaka, K. Morino, and K. Aihara, Dynamical robustness in complex networks: the crucial role of low-degree nodes, *Sci. Rep.*, **2** (2012), 232.
- [8] X.S. Liang, Unravling the cause-effect relation between time series, *Phys. Rev. E*, **90** (2014), 052150.
- [9] X. S. Liang, Information flow and causality as rigorous notions ab initio, *Phys. Rev. E*, **94** (2016), 052201.
- [10] A. Aleta and Y. Moreno Y., The dynamics of collective social behavior in a crowd controlled game. *EPJ Data Science*, **8** (2019), 22.
- [11] R.F. Baumeister, S.E. Ainsworth and K.D. Vohs, Are groups more or less than the sum of their members? The moderating role of individual identification. *Behav. Brain Sci.*, **39** (2016), 137.
- [12] T.W. Malone, R. Laubacher and C. Dellarocas, 2010: The collective intelligence genome. *MIT Sloan Manag Rev* **51**(3) (2010), 21.
- [13] W. Mason, D.J. Watts, Financial incentives and the performance of crowds. *ACM SIGKDD Explor. Newsl.* 11(2) (2010), 100-108.
- [14] R. Quax, A. Apolloni and P.M.A. Sloot, The diminishing role of highly connected units in the dynamical behavior of complex systems. *Journal of the Royal Society’s Interface.* (2012)
- [15] X. S. Liang, Information flow within stochastic systems, *Phys. Rev. E*, **78** (2008), 031113.

- [16] M. Paluš, A. Krakovská, J. Jakubík, and M. Chvosteková, Causality, dynamical systems and the arrow of time, *Chaos*, (2018).
- [17] S. Strogatz, Exploring complex networks, *Nature*, **410** (2001), 268-272.
- [18] H. Daido, K. Nakanishi, Aging transition and universal scaling in oscillator networks, *Phys. Rev. Lett.*, **93**, 10 (2004), 104101.
- [19] P.S. Skardal, D. Taylor and J. Sun, Synchronization of network-coupled oscillators with uncertain dynamics, *SIAM J. Appl. Math.*, **79** (2019), DOI:10.1137/19M1253836
- [20] X.S. Liang and X. Yang, A note on causality versus correlation in an extreme situation, *Entropy*, **23** (2021), 316.

Received xxxx 20xx; revised xxxx 20xx.