

Global 21cm Absorption Signal from Superconducting Cosmic Strings

Roxane Thériault,^{1,*} Jordan T. Mirocha,^{2,†} and Robert Brandenberger^{3,‡}

¹*Department of Physics, McGill University, Montréal, QC, H3A 2T8, Canada*

²*McGill Space Institute and McGill Physics Department, Montréal, QC, H3A 2T8, Canada*

³*Department of Physics, McGill University, Montréal, QC, H3A 2T8, Canada*

(Dated: May 5, 2021)

Superconducting cosmic strings emit electromagnetic waves between the times of recombination and reionization. Hence, they have an effect on the global 21cm signal. We compute the resulting absorption features, focusing on strings with critical current, study their dependence on the string tension μ , and compare with observational results. For string tensions in the range of $G\mu = 10^{-10}$, where G is Newton's gravitational constant, there is an interesting amplification of the two characteristic absorption features, one during the cosmic dawn, $z \lesssim 30$, and the other during the cosmic dark age, $z \sim 80$, the former being comparable in amplitude to what was observed by the EDGES experiment.

I. INTRODUCTION

21cm cosmology is emerging as a promising window to probe the distribution of matter in the early universe, in particular in the “dark ages” before the onset of reionization related to the formation of the first stars (see e.g. [1] for a detailed review). This window is particularly promising to search for signatures of early universe scenarios in which the distribution of matter at early times contains specific nonlinear features. The reason is that, according to the Λ CDM model, the standard paradigm of early universe cosmology, the distribution of matter at times before reionization is given by a roughly scale-invariant spectrum of linear perturbations, and nonlinear features stick out very clearly, while once the underlying matter distribution becomes nonlinear (which happens around the time of reionization) the primordial nonlinearities become obscured.

Specifically, early universe models which contain topological defects such as cosmic strings generate characteristic nonlinear structures in the distribution of matter, and their signals for three dimensional 21cm redshift maps were worked out in [2] (see also [3]). Early universe cosmology can also be probed using the *global 21cm signal*, the 21cm intensity averaged over the sky as a function of redshift (see e.g. [4]). Primordial nonlinear structures such as cosmic strings also lead to signatures in the global 21cm signal. As stressed in [5], global 21cm observations yield a promising window to probe for the possible existence of cosmic strings.

Cosmic strings are topological defects analogous to vortex lines in superconductors and superfluids which are predicted to arise in a large class of particle physics models beyond the Standard Model (see [6] for reviews on the cosmology of cosmic strings). The key point is that in models which have cosmic strings solutions, a network

of strings inevitably will form in the early universe and persist to the present time [7]. The distribution of strings rapidly approaches a *scaling* solution in which the statistical properties of the string network is independent of time if all lengths are scaled to the horizon. The network consists of “long” strings (strings with curvature radius comparable or larger than the horizon, and a distribution of string loops which have formed from the intercommutation of the long strings.

In a large set of models, the cosmic strings are superconducting [8], carrying either bosonic or fermionic supercurrents. Non-superconducting string loops oscillate and decay by emitting gravitational radiation while for superconducting strings electromagnetic radiation is important. The electromagnetic radiation from superconducting cosmic strings leads to an enhanced radio photon background at all times between recombination and the present time, but in particular in the “dark ages” before the time of reionization. This radio background, in turn, will lead to an enhanced absorption feature in the global 21cm signal [9], and it is interesting to ask how the resulting signal compares with the recent EDGES results [10], and in particular whether it can reproduce the sharp absorption trough which the observations indicate ¹.

For non-superconducting strings, the amplitude of the induced 21cm absorption signal is determined by the single free parameter of the string network, namely the string tension μ , which is usually expressed in terms of the dimensionless quantity $G\mu$, where G is Newton's gravitational constant. Even for such strings, there is a mechanism which produces a flux of photons, namely *string cusp annihilation* [12]. However, it was found [13] that the amplitude of the effect is too small to reproduce the amplitude reported in [10], independent of the value of the string tension.

For superconducting strings the radio photon flux de-

*Electronic address: roxane.theriault2@mail.mcgill.ca

†Electronic address: jordan.mirocha@mcgill.ca

‡Electronic address: rhb@physics.mcgill.ca

¹ Note that concerns have been raised related to possible foreground contamination of the EDGES results [11]. We will return to this issue in the concluding section.

depends both on $G\mu$ and on the current. The overall amplitude of the induced 21cm absorption feature and its dependence on the two-dimensional parameter space of string current and string tension was studied in [14]. It was found that the effect can be important, and that a region in the two-dimensional tension-current parameter space can be ruled out because the absorption signal would be larger than what [10] has seen.

In this paper we take a closer look at the predicted redshift-dependence of the predicted absorption signal, considering various models for the X-ray heating at lower redshifts. We find a sharp increase in the magnitude of the absorption signal coming from the high redshift side, a feature similar to what is seen in [10], but the decrease of the signal towards lower redshifts is more gradual than what was reported in [10]. We will here focus on strings with critical current.

In this paper we use natural units in which the speed of light, Planck's constant and Boltzmann's constant are set to 1. The physical time is denoted by t , with t_0 being the present time and t_{eq} being the time of equal matter and radiation. The corresponding radiation temperatures are denoted by T, T_0 and T_{eq} , respectively. Instead of time we will often use cosmological redshift $z(t)$. Newton's gravitational constant is denoted by G , and m_{pl} denotes the Planck mass.

II. BRIEF REVIEW OF SUPERCONDUCTING COSMIC STRINGS

Cosmic strings are linear topological defects which arise in gauge field theories in which the manifold of ground states has non-vanishing first homotopy group, i.e. a vacuum manifold which "looks like" a circle. After a phase transition in the early universe, a network of strings forms. The network rapidly approaches a "scaling solution" characterized by a random walk-like set of infinite strings with curvature radius comparable to the horizon, and a distribution of string loops which result from the intersection of the long strings. At times later than the time t_{eq} of equal matter and radiation, the number density of loops per unit radius R is given by [15]

$$n(R, t) = \nu R^{-5/2} t_{eq}^{1/2} t^{-2} \quad (1)$$

for loops formed before t_{eq} (i.e. $R < \alpha t_{eq}$, where α is a constant which characterizes the radius at the time of loop formation), and

$$n(R, t) \sim R^{-2} t_{-2} \quad (2)$$

for loops formed later. The constant ν is proportional to the mean number of long strings per horizon volume, and the choice $\nu = 10$ which we use below is motivated by the results of numerical cosmic string evolution simulations

[16]². Note that the probability that a loop is exactly circular is zero. The mean length of a loop with mean radius R is parametrized as $l = \beta R$, and we choose the value $\beta = 10$ in our study. Note that there is a lower cutoff to the loop distribution: loops with radius smaller than some critical value R_c live for less than one Hubble expansion time, and their effects are negligible.

Non-superconducting strings decay primarily by emitting gravitational radiation. The power of this radiation from a string loop of radius R is

$$P_g = \gamma G\mu^2, \quad (3)$$

where γ is a constant which is again determined by simulations of gravitational radiation from an oscillating loop, and the value $\gamma = 10$ is chosen below based on the work of [18]. If gravitational radiation is the dominant loop decay mechanism, then the loop cutoff radius at time t is

$$R_c = \gamma\beta^{-1}G\mu t. \quad (4)$$

Cosmic strings which arise in many theories beyond the Standard Model of particle physics are superconducting. They either admit trapped bosonic or fermionic zero modes [8] which leads to superconductivity. Currents are set up on these strings from the initial fluctuations of the fields in the early universe. For superconducting strings there is a second decay mechanism for string loops - electromagnetic radiation. The power in this radiation averaged over a loop oscillation period is [19]

$$P_{em} = \kappa I\sqrt{\mu}, \quad (5)$$

where I is the current on the string and κ is a numerical constant of the order one.

There is a critical current I_c above which electromagnetic radiation dominates over graviton emission. This current is given by

$$I_c = \kappa^{-1}\gamma(G\mu)^{3/2}m_{pl}. \quad (6)$$

Note that the energy loss due to cusp annihilation [12] is negligible for the large tensions and currents which we consider. If $I > I_c$, then the effective cutoff radius R_c in the loop distribution is determined by the current I , and it is no longer given by (4).

The radio photon energy density at time t due to the emission from superconducting strings was worked out in detail in [14]. It is determined by integrating the power of electromagnetic radiation from all string loops present at all times t' between the time t_{rec} of recombination and the time t , and taking into account the redshifting

² Note that some field theory simulations of cosmic string evolution [17], while agreeing with the scaling distribution of long strings, do not yield such a scaling distribution of string loops because the loops in these simulations mainly decay into particles.

of number density and frequency of photons between t' and t . It was found that the emission is dominated by the smallest loops which live for more than one Hubble time, i.e. for loops with $R \sim R_c$. For currents $I < I_c$ the resulting energy density scales as I^2 , while for $I > I_c$ it scales as $I^{5/6}$. In this paper we are interested both in the shape of the absorption feature and in the overall amplitude. We will consider strings with critical current, and comment at the end on the changes if the current is different from the critical one.

As derived in [14], the contribution of superconducting cosmic strings with critical current I_c to the energy density in radio photons in the frequency interval $[0, \omega_{21}]$ at time t is

$$\rho_{21}(t) = 18\kappa^2 \tilde{\kappa} \nu G^{-1} \omega_{21}^{1/3} t_{eq}^{1/2} t^{-2} \gamma^{5/6} \beta^{7/6} (G\mu)^{11/6} t^{-1/6}, \quad (7)$$

where $\tilde{\kappa}$ is κ multiplied by a numerical factor of order one. This is the formula which we will use in the following section to work out the global 21cm absorption signal.

III. GLOBAL 21CM SIGNAL FROM SUPERCONDUCTING STRINGS

Let us recall [1] that the 21cm brightness temperature at an observed frequency ν is given by

$$T_b(\nu) = \frac{T'_b(\nu_0)}{1+z}, \quad (8)$$

where ν_0 is the frequency of the 21cm line,

$$\nu \equiv \nu(z) = \frac{\nu_0}{1+z}, \quad (9)$$

and T'_b is the brightness temperature at the redshift z . The latter is determined by the combination of absorption by the hydrogen gas and emission from the gas, and is given by

$$T'_b(\nu) = T_s(1 - e^{-\tau_\nu}) + T'_R(\nu)e^{-\tau_\nu}, \quad (10)$$

where τ_ν is the optical depth, T_s is the spin temperature of the gas, and T'_R is the brightness temperature of the CMB background at the redshift corresponding to ν (see (9)). Hence

$$T_b(\nu(z)) = \frac{1}{1+z} \left[T_s(1 - e^{-\tau_\nu}) + T'_R(\nu)e^{-\tau_\nu} \right]. \quad (11)$$

Thus, the relative brightness difference is given by

$$\begin{aligned} \delta T_b(z) &= \frac{T_S(z) - T_\gamma(z)}{1+z} (1 - e^{-\tau_{\nu_0}}) \\ &\simeq \frac{T_S(z) - T_\gamma(z)}{1+z} \tau_{\nu_0}. \end{aligned} \quad (12)$$

The optical depth in the early universe is given by [1]

$$\tau_{\nu_0} \simeq 0.0092(1+\delta)(1+z)^{3/2} \frac{x_{HI}}{T_S} \left[\frac{H(z)/(1+z)}{dv_l/dr_l} \right], \quad (13)$$

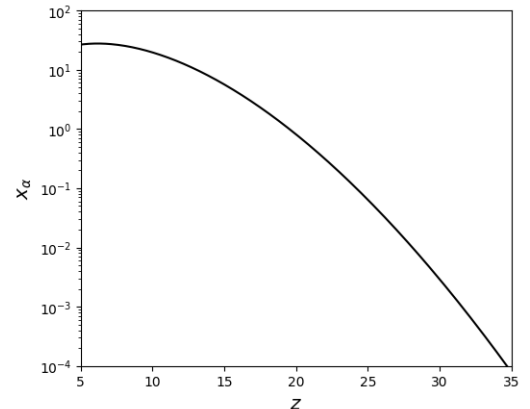


FIG. 1: Lyman-alpha coupling coefficient as a function of redshift used in this work. This model assumes a 2% star formation efficiency in atomic cooling halos and adopts a stellar spectrum representative of Population II stars. The coupling coefficient x_α (vertical axis) is plotted as a function of redshift (horizontal axis). This is the function used to generate both Figs. 2 and 3.

where δ is the fractional overdensity of baryons, x_{HI} is the fraction of neutral hydrogen, and dv_l/dr_l is the gradient of the proper velocity along the line of sight. At the high redshifts we are interested in we have $x_{HI} = 1$. Inserting (13) into (12) then yields

$$\delta T_b(z) \simeq [9\text{mK}](1+z)^{1/2} \left(1 - \frac{T_\gamma(z)}{T_S}\right), \quad (14)$$

where $T_\gamma(z)$ is the equivalent temperature of the photons including both the original CMB photons and those emitted by the superconducting string network.

From [1] we recall that the spin temperature can be replaced in terms of the kinetic and color temperatures

T_K and T_C via the relation

$$\left(1 - \frac{T_\gamma}{T_S}\right) = \frac{x_c}{1 + x_c + x_\alpha} \left(1 - \frac{T_\gamma}{T_K}\right) + \frac{x_\alpha}{1 + x_c + x_\alpha} \left(1 - \frac{T_\gamma}{T_C}\right), \quad (15)$$

where x_c and x_α are the collision and UV scattering coefficients, respectively.

To obtain an analytical estimate of the brightness temperatures for redshifts smaller than $z = 25$ we will

set $x_c = 0$. If reionization is not yet significant, then $T_C = T_K$ and

$$T_K \simeq 0.02K(1+z)^2. \quad (16)$$

In this case, (14) becomes

$$\delta T_b(z) \simeq [9\text{mK}](1+z)^{1/2} \frac{x_\alpha}{1+x_\alpha} \left(1 - \frac{T_\gamma(z)}{0.02K(1+z)^2}\right). \quad (17)$$

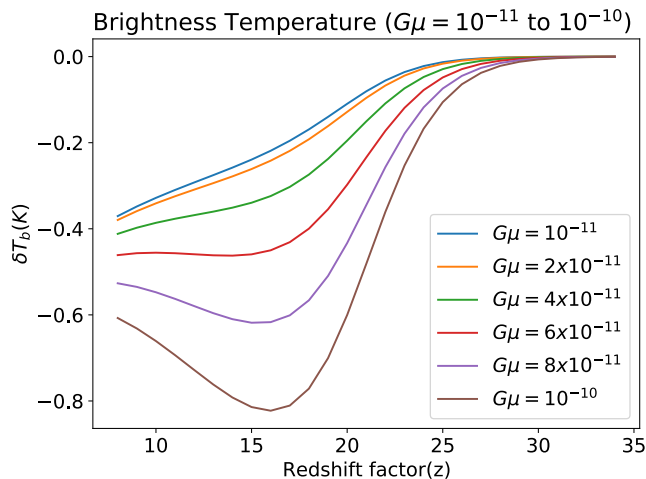


FIG. 2: The global 21cm absorption signal as a function of redshift for various values of the string tension. The vertical axis gives the brightness temperature signal, the horizontal axis is redshift. To obtain these results, the collision coefficient x_c was set to zero, and the coefficient x_α was taken to be the one from the previous figure. The values $\nu = \beta = \gamma = 10$ were used.

The photon temperature at the 21cm wavelength is determined in terms of the photon energy density by [14]

$$T_\gamma(z) = \frac{3\pi^2}{\omega_{21}^3} \rho_{21}(z) + T_R(z), \quad (18)$$

where $\rho_{21}(z)$ is the energy density in radio photons in

the frequency interval $[0, \omega_{21}]$ due to photons emitted by the superconducting cosmic string network (see below), and $T_R(z)$ is the temperature of the background CMB photons.

The Lyman- α coupling coefficient, x_α , quantifies the strength of Wouthuysen-Field coupling [20, 21], and is

directly related to the Lyman-alpha background intensity generated by early galaxies. We consider the model shown in Fig. 1, which is derived from a simple numerical model for galaxy formation that we describe in more detail momentarily. Using this form, we can then evaluate the formula (17) as a function of the string tension. The results are shown in Figure 2 (using the values $\nu = \beta = \gamma = 10$). Note that we have included the contribution of all of the radio photons (both those of the background CMB and those produced by the strings) in determining the equivalent photon temperature (18).

We see that for a string tension of $G\mu \sim 10^{-10}$ there is a clear absorption feature in the redshift range $[20 < z < 15]$ which has comparable depth to what is seen in the EDGES results [10]. Larger string tensions give a deeper absorption feature and are hence ruled out for the range of currents considered. Note that the onset of the absorption feature at the high redshift end is quite sharp, but the gradual relaxation of the absorption feature at lower redshifts is less steep than what was reported in [10].

For completeness we now give the expression for the relative brightness temperature due to the emission from superconducting cosmic strings (neglecting the contribu-

tion from the background CMB photons). The energy input from the superconducting cosmic string network leads to a contribution to the effective temperature $T_\gamma(z)$ of photons as the 21cm frequency ω_{21} which in terms of the cosmic string parameters is given by (7). Inserting (18) into (17) yields

$$\delta T_b(z) \simeq [9\text{mK}](1+z)^{1/2} \frac{x_\alpha}{1+x_\alpha} \left(1 - \frac{A(1+z)^{5/4}}{0.02K}\right), \quad (19)$$

with

$$A = 54\pi^2 \nu \gamma^{5/6} \beta^{7/6} (G\mu)^{11/6} T_{eq} \left(\frac{T_{eq}}{\omega_{21}}\right)^{8/3} \left(\frac{m_{pl}}{T_{eq}}\right)^{1/3} (z_{eq}+1)^{-13/4}. \quad (20)$$

This shows how the temperature scales as a function of the cosmic string parameters. The amplitude of the brightness temperature trough is an increasing function of the string tension μ . The amplitude also increases if the number of strings per Hubble volume (i.e. ν) grows, and it increases if the string loops become more wiggly (i.e. β increases), and as the overall rate of radiation from a given loop (i.e. γ) grows.

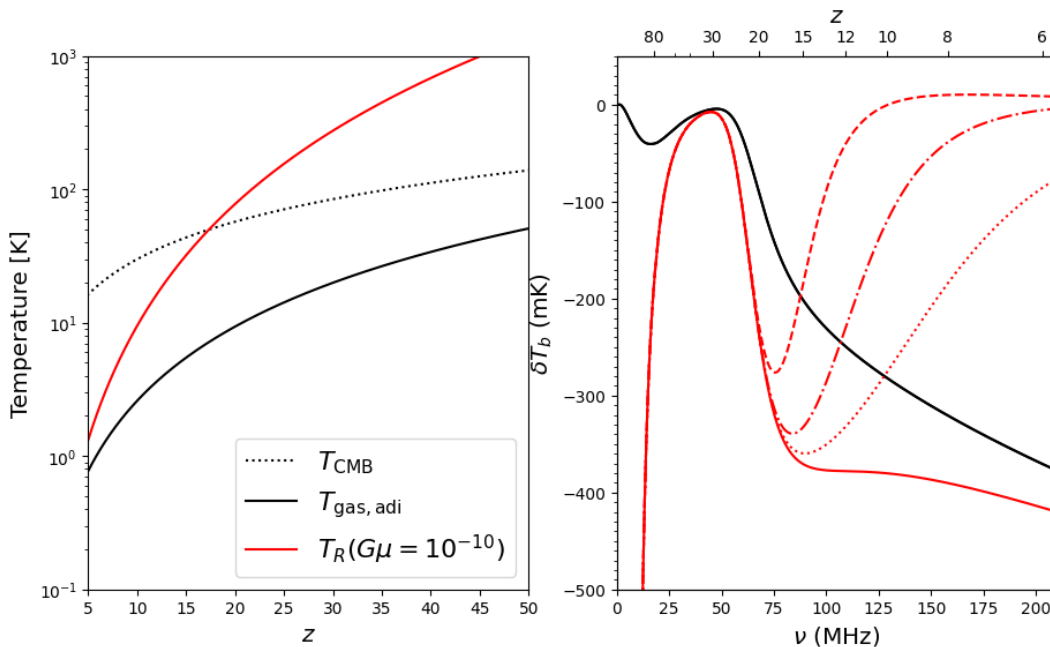


FIG. 3: The left panel shows the evolution of the CMB temperature T_{CMB} , the gas temperature T_{gas} assuming adiabatic cooling, and the equivalent 21cm photon temperature T_R which includes the contribution of superconducting cosmic strings with a tension given by $G\mu = 10^{-10}$. The right panel shows the resulting global 21cm signal for this value of the string tension. The solid red curve neglects heating and ionization, the dotted, dash-dotted, and dashed lines steadily increase the efficiency of X-ray heating to $f_X = 0.01, 0.1, \text{ and } 1$. The standard Λ CDM cosmology without strings yields the solid black curve.

To check these semi-analytical results, we have run several models with the ARES code

(<https://github.com/mirochaj/ares>) [22], which includes the effects of collisional coupling [23] and computes the radiative coupling using a simple model of galaxy formation. The models presented in this paper were run using the default setup, which relates the cosmic star formation rate density to the rate at which matter collapses into dark matter halos. We assume a star formation efficiency of $f_* = 2\%$ in all atomic cooling halos, and assume that 9690 photons are emitted per stellar baryon between Lyman- α and the Lyman limit, as is appropriate for Pop II stars [24]. Note that more recent models allow the star formation efficiency to vary with halo mass [25, 26], and generically predict higher frequency global 21-cm absorption signals. However, for simplicity, here we adopt a more idealized parameterization, and simply tune f_* to yield a signal that peaks at ~ 75 MHz to roughly match EDGES.

The results (for a string tension of $G\mu = 10^{-10}$) are shown in the right panel of Figure 3. The red curves are for a model with superconducting cosmic strings, the black curve is the prediction of the standard cosmological model (with $x_\alpha = x_c = 0$). The solid red curve is also obtained by setting $x_\alpha = x_c = 0$. Comparing the two solid curves shows that the rather sharp onset of the absorption feature at $z \sim 20$ is a result of the contribution of the strings. The shape of the brightness temperature fluctuation at lower redshifts depends crucially on the model of star formation, i.e. on the redshift dependence of x_α . The results of three different choices of X-ray heating efficiencies are shown.

IV. DISCUSSION

We have studied the global 21cm signal of superconducting cosmic strings as a function of the string tension. These strings produce a significant flux of radio waves when they decay, and hence lead to a distinctive absorption signal in the 21cm brightness temperature. We found two characteristic features, firstly a sharp absorption trough at a redshift of around $z = 20$, and secondly another absorption trough at higher redshifts. The first absorption trough corresponds to redshifts where the EDGES experiment [10] detected a trough. For a string tension of $G\mu \sim 10^{-10}$, the depth of the trough is similar to what is reported in [10]. The sharp decrease in the relative brightness temperature at the high redshift end of the trough also agrees well with observations, and appears to be a characteristic feature of the cosmic string model. On the other hand, the slope of the brightness curve on the low redshift end of the trough is more gentle than what is reported in [10], and the slope also depends

sensitively on the model of early star formation used.

In our calculations we have assumed that the current I on the superconducting string is the critical current I_c . Since ρ_{21} scales as I^2 for $I < I_c$, then the absorption signal we predict is constant along a curve of fixed

$$\left(\frac{I}{I_c}\right)^{12/11} G\mu \quad I < I_c, \quad (21)$$

and since ρ_{21} scales as $I^{5/6}$ for $I > I_c$, the absorption signal is the same along curves of constant

$$\left(\frac{I}{I_c}\right)^{5/11} G\mu \quad I > I_c. \quad (22)$$

In evaluating (21) and (22) it is important to keep in mind that I_c depends on $G\mu$.

It is interesting that the critical value of the string tension for which we obtain an absorption feature of similar depth to what is reported by the EDGES collaboration is of the same order of magnitude as the upper bound on the string tension from pulsar timing array measurements [27].

As already pointed out in [14], models which admit superconducting cosmic strings (with a critical current) with a tension greater than $G\mu = 10^{-10}$ are ruled out since they would generate a global 21cm trough deeper than what is consistent with observations. In fact, if the EDGES results do not hold up under closer scrutiny, and the absorption trough turns out to be less deep than current results indicate, then our analysis would be able to rule out a slightly larger range of values of the string tension for these superconducting cosmic string models. As Figure 2 shows, however, the predicted amplitude of our signal depends strongly on the string tension, and hence we would not expect a significant change in the bound from new data.

Acknowledgement

The research of RB at McGill is supported in part by funds from NSERC and from the Canada Research Chair program. RB is grateful for hospitality of the Institute for Theoretical Physics and the Institute for Particle Physics and Astrophysics of the ETH Zurich. He also wishes to thank Oscar Hernandez for emphasizing the potential of the 21cm global signal to probe for the possible existence of cosmic strings, and Anastasia Fialkov for encouragement to study the redshift dependence of the string-induced absorption feature.

[1] S. Furlanetto, S. P. Oh and F. Briggs, ‘‘Cosmology at Low Frequencies: The 21 cm Transition and the

High-Redshift Universe,’’ Phys. Rept. **433**, 181 (2006) doi:10.1016/j.physrep.2006.08.002 [astro-ph/0608032].

- [2] R. H. Brandenberger, R. J. Danos, O. F. Hernandez and G. P. Holder, “The 21 cm Signature of Cosmic String Wakes,” *JCAP* **1012**, 028 (2010) doi:10.1088/1475-7516/2010/12/028 [arXiv:1006.2514 [astro-ph.CO]].
- [3] O. F. Hernandez and R. H. Brandenberger, “The 21 cm Signature of Shock Heated and Diffuse Cosmic String Wakes,” *JCAP* **1207**, 032 (2012) doi:10.1088/1475-7516/2012/07/032 [arXiv:1203.2307 [astro-ph.CO]]; M. Pagano and R. Brandenberger, “The 21cm Signature of a Cosmic String Loop,” *JCAP* **1205**, 014 (2012) doi:10.1088/1475-7516/2012/05/014 [arXiv:1201.5695 [astro-ph.CO]].
- [4] S. Furlanetto, “The Global 21 Centimeter Background from High Redshifts,” *Mon. Not. Roy. Astron. Soc.* **371**, 867 (2006) doi:10.1111/j.1365-2966.2006.10725.x [astro-ph/0604040].
- [5] O. F. Hernandez, “Wouthuysen-Field absorption trough in cosmic string wakes,” *Phys. Rev. D* **90**, no. 12, 123504 (2014) doi:10.1103/PhysRevD.90.123504 [arXiv:1403.7522 [astro-ph.CO]].
- [6] A. Vilenkin and E.P.S. Shellard, *Cosmic Strings and other Topological Defects* (Cambridge Univ. Press, Cambridge, 1994); M. B. Hindmarsh and T. W. B. Kibble, “Cosmic strings”, *Rept. Prog. Phys.* **58**, 477 (1995) [arXiv:hep-ph/9411342]; R. H. Brandenberger, “Topological defects and structure formation”, *Int. J. Mod. Phys. A* **9**, 2117 (1994) [arXiv:astro-ph/9310041].
- [7] T. W. B. Kibble, “Phase Transitions In The Early Universe”, *Acta Phys. Polon. B* **13**, 723 (1982); T. W. B. Kibble, “Some Implications Of A Cosmological Phase Transition”, *Phys. Rept.* **67**, 183 (1980).
- [8] E. Witten, “Superconducting Strings,” *Nucl. Phys. B* **249**, 557 (1985). doi:10.1016/0550-3213(85)90022-7
- [9] C. Feng and G. Holder, “Enhanced global signal of neutral hydrogen due to excess radiation at cosmic dawn,” *Astrophys. J. Lett.* **858**, no. 2, L17 (2018) doi:10.3847/2041-8213/aac0fe [arXiv:1802.07432 [astro-ph.CO]].
- [10] J. D. Bowman, A. E. E. Rogers, R. A. Monsalve, T. J. Mozdzen and N. Mahesh, “An absorption profile centred at 78 megahertz in the sky-averaged spectrum,” *Nature* **555**, no. 7694, 67 (2018) doi:10.1038/nature25792 [arXiv:1810.05912 [astro-ph.CO]].
- [11] R. Hills, G. Kulkarni, P. D. Meerburg and E. Puchwein, “Concerns about modelling of the EDGES data,” *Nature* **564**, no. 7736, E32 (2018) doi:10.1038/s41586-018-0796-5 [arXiv:1805.01421 [astro-ph.CO]]; R. F. Bradley, K. Tauscher, D. Rapetti and J. O. Burns, “A Ground Plane Artifact that Induces an Absorption Profile in Averaged Spectra from Global 21-cm Measurements - with Possible Application to EDGES,” *Astrophys. J.* **874**, no. 2, 153 (2019) doi:10.3847/1538-4357/ab0d8b [arXiv:1810.09015 [astro-ph.IM]]; K. Tauscher, D. Rapetti and J. O. Burns, “Formulating and critically examining the assumptions of global 21-cm signal analyses: How to avoid the false troughs that can appear in single spectrum fits,” *Astrophys. J.* **897**, no. 2, 132 (2020) doi:10.3847/1538-4357/ab9a3f [arXiv:2005.00034 [astro-ph.CO]]; P. H. Sims and J. C. Pober, “Testing for calibration systematics in the EDGES low-band data using Bayesian model selection,” *Mon. Not. Roy. Astron. Soc.* **492**, no. 1, 22 (2020) doi:10.1093/mnras/stz3388 [arXiv:1910.03165 [astro-ph.CO]].
- [12] R. H. Brandenberger, “On the Decay of Cosmic String Loops,” *Nucl. Phys. B* **293**, 812 (1987). doi:10.1016/0550-3213(87)90092-7
- [13] R. Brandenberger, B. Cyr and T. Schaeffer, “On the Possible Enhancement of the Global 21-cm Signal at Reionization from the Decay of Cosmic String Cusps,” *JCAP* **1904**, 020 (2019) doi:10.1088/1475-7516/2019/04/020 [arXiv:1810.03219 [astro-ph.CO]].
- [14] R. Brandenberger, B. Cyr and R. Shi, “Constraints on Superconducting Cosmic Strings from the Global 21-cm Signal before Reionization,” *JCAP* **1909**, 009 (2019) doi:10.1088/1475-7516/2019/09/009 [arXiv:1902.08282 [astro-ph.CO]].
- [15] N. Turok and R. H. Brandenberger, “Cosmic Strings And The Formation Of Galaxies And Clusters Of Galaxies”, *Phys. Rev. D* **33**, 2175 (1986); H. Sato, “Galaxy Formation by Cosmic Strings”, *Prog. Theor. Phys.* **75**, 1342 (1986); A. Stebbins, “Cosmic Strings and Cold Matter”, *Ap. J. (Lett.)* **303**, L21 (1986); E. J. Copeland, T. W. B. Kibble and D. Austin, “Scaling solutions in cosmic string networks,” *Phys. Rev. D* **45**, 1000 (1992). doi:10.1103/PhysRevD.45.R1000; L. Perivolaropoulos, “COBE versus cosmic strings: An Analytical model,” *Phys. Lett. B* **298**, 305 (1993) doi:10.1016/0370-2693(93)91825-8 [hep-ph/9208247]; D. Austin, E. J. Copeland and T. W. B. Kibble, “Evolution of cosmic string configurations,” *Phys. Rev. D* **48**, 5594 (1993) doi:10.1103/PhysRevD.48.5594 [hep-ph/9307325].
- [16] A. Albrecht and N. Turok, “Evolution Of Cosmic Strings”, *Phys. Rev. Lett.* **54**, 1868 (1985); D. P. Bennett and F. R. Bouchet, “Evidence For A Scaling Solution In Cosmic String Evolution”, *Phys. Rev. Lett.* **60**, 257 (1988); B. Allen and E. P. S. Shellard, “Cosmic String Evolution: A Numerical Simulation”, *Phys. Rev. Lett.* **64**, 119 (1990); C. Ringeval, M. Sakellariadou and F. Bouchet, “Cosmological evolution of cosmic string loops”, *JCAP* **0702**, 023 (2007) [arXiv:astro-ph/0511646]; V. Vanchurin, K. D. Olum and A. Vilenkin, “Scaling of cosmic string loops”, *Phys. Rev. D* **74**, 063527 (2006) [arXiv:gr-qc/0511159]; L. Lorenz, C. Ringeval and M. Sakellariadou, “Cosmic string loop distribution on all length scales and at any redshift”, *JCAP* **1010**, 003 (2010) [arXiv:1006.0931 [astro-ph.CO]]; J. J. Blanco-Pillado, K. D. Olum and B. Shlaer, “Large parallel cosmic string simulations: New results on loop production”, *Phys. Rev. D* **83**, 083514 (2011) [arXiv:1101.5173 [astro-ph.CO]]; J. J. Blanco-Pillado, K. D. Olum and B. Shlaer, “The number of cosmic string loops”, *Phys. Rev. D* **89**, no. 2, 023512 (2014) [arXiv:1309.6637 [astro-ph.CO]].
- [17] N. Bevis, M. Hindmarsh, M. Kunz and J. Urrestilla, “CMB power spectrum contribution from cosmic strings using field-evolution simulations of the Abelian Higgs model,” *Phys. Rev. D* **75**, 065015 (2007) doi:10.1103/PhysRevD.75.065015 [astro-ph/0605018]. M. Hindmarsh, J. Lizarraga, J. Urrestilla, D. Daverio and M. Kunz, “Scaling from gauge and scalar radiation

- in Abelian Higgs string networks,” *Phys. Rev. D* **96**, no. 2, 023525 (2017) doi:10.1103/PhysRevD.96.023525 [arXiv:1703.06696 [astro-ph.CO]];
- M. Hindmarsh, J. Lizarraga, J. Urrestilla, D. Daverio and M. Kunz, “Type I Abelian Higgs strings: evolution and Cosmic Microwave Background constraints,” *Phys. Rev. D* **99**, no. 8, 083522 (2019) doi:10.1103/PhysRevD.99.083522 [arXiv:1812.08649 [astro-ph.CO]].
- [18] T. Vachaspati and A. Vilenkin, “Gravitational Radiation from Cosmic Strings,” *Phys. Rev. D* **31**, 3052 (1985).
- [19] A. Vilenkin and T. Vachaspati, “Electromagnetic Radiation from Superconducting Cosmic Strings,” *Phys. Rev. Lett.* **58**, 1041 (1987). doi:10.1103/PhysRevLett.58.1041
- [20] S. Wouthuysen, “On the excitation mechanism of the 21-cm (radio-frequency) interstellar hydrogen emission line”, *Astronomical Journal*, **57**, 31 (1952).
- [21] G. Field, “Excitation of the Hydrogen 21-CM Line”, *Proceedings of the IRE*, **46**, 240 (1958).
- [22] J. Mirocha, “Decoding the X-ray Properties of Pre-Reionization Era Sources,” *Mon. Not. Roy. Astron. Soc.* **443**, no. 2, 1211 (2014) doi:10.1093/mnras/stu1193 [arXiv:1406.4120 [astro-ph.GA]].
- [23] B. Zygelman, “Hyperfine Level-changing Collisions of Hydrogen Atoms and Tomography of the Dark Age Universe”, *Ap. J.*, **622**, 1356Z (2005).
- [24] R. Barkana and A. Loeb, “Detecting the earliest galaxies through two new sources of 21cm fluctuations,” *Astrophys. J.* **626**, 1 (2005) doi:10.1086/429954 [astro-ph/0410129].
- [25] J. Mirocha, S. Furlanetto and G. Sun, “The Global 21-cm Signal in the Context of the High-z Galaxy Luminosity Function,” *Mon. Not. Roy. Astron. Soc.* **464**, 1365M (2017) [arXiv:1607.00386 [astro-ph.GA]].
- [26] J. Park, A. Mesinger, B. Greig and N. Gillet, “Inferring the astrophysics of reionization and cosmic dawn from galaxy luminosity functions and the 21-cm signal,” *Mon. Not. Roy. Astron. Soc.* **484**, no. 1, 933 (2019) doi:10.1093/mnras/stz032 [arXiv:1809.08995 [astro-ph.GA]].
- [27] C. Ringeval and T. Suyama, “Stochastic gravitational waves from cosmic string loops in scaling,” *JCAP* **1712**, 027 (2017) doi:10.1088/1475-7516/2017/12/027 [arXiv:1709.03845 [astro-ph.CO]]; J. J. Blanco-Pillado, K. D. Olum and X. Siemens, “New limits on cosmic strings from gravitational wave observation,” *Phys. Lett. B* **778**, 392 (2018) doi:10.1016/j.physletb.2018.01.050 [arXiv:1709.02434 [astro-ph.CO]].