

# Positional information as a universal predictor of freezing

Tamoghna Das<sup>a)</sup> and Tsvi Tlusty<sup>b)</sup>

Center for Soft and Living Matter,  
Institute for Basic Science (IBS), Ulsan,  
44919, Republic of Korea

(Dated: Thursday 22<sup>nd</sup> April, 2021)

Variation of positional information, measured by the two-body excess entropy  $S_2$ , is studied across the liquid-solid equilibrium transition in a simple two-dimensional system. Analysis reveals a master relation between  $S_2$  and the freezing temperature  $T_f$ , from which a scaling law is extracted:  $-S_2 \sim |T_f - T|^{-1/3}$ . Theoretical and practical implications of the observed universality are discussed.

Keywords: Excess entropy, Phase transition, Liquid State Theory

## INTRODUCTION

Locating thermodynamic transition lines is an essential part of material characterisation. However, broad scanning of the phase diagram of a system for any sharp changes in its thermodynamic response, primarily, heat capacity, is an exhaustive computationally-heavy procedure. As freezing of a liquid is a global structural transition, we propose here that the positional information alone can be a quick and accurate indicator of this phase transition. Such positional information of particulate systems is often directly accessible via simple X-ray scattering measurements, rendering it a practical means to efficiently chart the phase diagram.

Liquids lack practically any *a priori* positional information, as all particles are arranged in a random configuration, with only occasional short range correlations. Thus, setting the totally random configuration as a reference state of *zero* configurational entropy,  $S_c = 0$ , a liquid would have a very small negative  $S_c$ . During freezing, as spatial correlation increases, information is gained leading to further decrease in  $S_c$ . Finally, after freezing, all particles settle down in a specific crystalline symmetry described by a certain finite amount of information, corresponding to a large negative value of  $S_c$ .

In general, a disordered yet correlated arrangement of  $N$  particles can be envisioned as a collection of  $n$ -tuples where each tuple is a possible representation of local  $n$ -body correlation occurring in the system with frequency  $\rho^n$ . The total configurational entropy  $S_c$  can then be computed as an integrated contribution of such correlations as<sup>1-3</sup>  $S_c/N = S_1 + \sum_{n=2}^N S_n$ , where  $S_1$  is the contribution of a system of non-interacting particles, namely, a classical ideal gas (up to an additive constant) and

$$S_n = -\frac{1}{n!} \rho^{n-1} \int d\mathbf{r}^2 g^{[n]} \ln \left[ \frac{g^{[n]}}{H} \right]. \quad (1)$$

Here,  $g^{[n]}$  is the  $n$ -body correlation and  $H$  represents the combination of all possible  $(n-1)$ -tuples.

For a simple liquid, large  $n$ -tuples can be reasonably approximated as the product of smaller  $n$ -tuples due to the absence of any long-lived local structures.<sup>4</sup> Under such approximation,

$$H \approx g^{[3]}(1, 2, 3) = g^{[2]}(1, 2)g^{[2]}(2, 3)g^{[2]}(3, 1)$$

<sup>a)</sup>Electronic mail: [tamoghna.4119@gmail.com](mailto:tamoghna.4119@gmail.com)

<sup>b)</sup>Electronic mail: [tsvi.tlusty@gmail.com](mailto:tsvi.tlusty@gmail.com); Also at Department of Physics & Department of Chemistry, Ulsan National Institute of Science and Technology, Ulsan, 44919, Republic of Korea

and  $g^{[2]}$  becomes the like relevant positional correlation. The configurational entropy  $S_c$ , expressed in terms of only two-body correlation, now reads as:<sup>5</sup>

$$S_2 = \frac{1}{2} + \frac{1}{2}\rho \int d\mathbf{r} \left( g^{[2]} - 1 \right) - \frac{1}{2}\rho \int d\mathbf{r} \left( g^{[2]} \ln g^{[2]} \right). \quad (2)$$

The positional information  $-S_2$  is the *excess* information over the random configuration due to pairwise interaction in the system. Note that the upper bound of  $S_2$  is  $\frac{1}{2}$  and not zero.

$S_c$ , or its approximant  $S_2$ , appears to be a natural candidate to relate properties of a material to the statistical nature of its underlying internal structure. Such measures physically approximate the logarithm of the phase space volume available to the systems.<sup>6</sup> As in a classical Enskog picture, one may relate this positional information with the timescale of a particle's motion within the cage formed by its neighbours. Stemming from this idea, scaling laws<sup>7-9</sup> relating  $S_2$  and transport coefficients of materials have been proposed, which have been observed to certain degrees in past and recent experiments<sup>10-13</sup> and simulation studies.<sup>14-19</sup> In the context of glassy systems,  $S_c$  is linked the non-Arrhenius relaxation processes, as formalised in the Adam-Gibbs theory. Specifically, the relation between  $S_2$  and glassy relaxation times was examined.<sup>20,21</sup> Recently,  $S_2$  has been recast to account for the angular correlation<sup>22</sup> in particulate systems, and a local measure<sup>23</sup> was formulated to study the microscopic features of materials' structure.  $S_2$  has even been used to identify structural motifs of proteins.<sup>24</sup> Still, one obvious case of structural transformation, freezing, has only attracted rare attention<sup>25,26</sup> in this regard.

In this study, we explore the possibility of using  $S_2$  as an indicator of freezing transition in a simple liquid. We recognise that the two integrands contributing to Eq.(2) originate from two independent physical processes.<sup>19</sup> The first integrand originates from fluctuations in the number of particles in the grand-canonical ensemble. This positive-definite contribution,  $\Delta S_{\text{fluc}}$ , termed as *number fluctuation entropy*, is related to the system's isothermal compressibility  $\kappa_T$ ,

$$\Delta S_{\text{fluc}} \equiv \frac{1}{2} + \frac{1}{2}\rho \int d\mathbf{r} \left( g^{[2]} - 1 \right) = \frac{1}{2}\rho k_B \kappa_T, \quad (3)$$

where  $k_B$  is the Boltzmann constant. The second integrand is a negative-definite quantity termed *loss entropy* as it captures the entropy lost due to pair-wise correlation that is absent from the reference ideal gas,

$$\Delta S_{\text{loss}} \equiv -\frac{1}{2}\rho \int d\mathbf{r} \left( g^{[2]} \ln g^{[2]} \right). \quad (4)$$

These two entropy represent two opposing effects. On one hand, increasing spatial correlation would shrink the phase space volume resulting in more negative  $\Delta S_{\text{loss}}$ . On the other hand, this would also make exchange of particles with the environment increasingly difficult, *i.e.*,  $\Delta S_{\text{fluc}}$  becomes more positive. The two-body excess entropy  $S_2$  is governed by the interplay of these two opposing contributions.

## RESULTS

To understand the temperature dependence of structural probe  $S_2$ , we examined an ensemble of simulated equilibrium configurations of a simple system of unit-mass point particles over a wide range of densities and temperatures. The particles in this model system interact pair-wise via a Lennard-Jones potential,<sup>27</sup>  $\phi(r) = 4\epsilon [(\sigma/r)^{12} - (\sigma/r)^6]$  where  $r = |\mathbf{r}_i - \mathbf{r}_j|$  is the distance between a pair  $\{i, j\}$  of particles. The potential is commonly used model of simple non-polar fluids.<sup>28-30</sup> The energy, length, and time scales are set by  $\epsilon$ ,  $\sigma$  and  $\tau = \sqrt{\sigma^2/\epsilon}$ , respectively. We have chosen to work in two-dimensions (2D) for computational convenience. Equilibrium configurations of  $N = 60000$  particles within a periodically bounded box of size fixed by the density are simulated using canonical molecular dynamics method.<sup>31</sup> The temperature  $T$ , measured in units of  $\epsilon$ , is fixed by a Langevin thermostat throughout the simulation (as implemented in LAMMPS<sup>32</sup>). We note that the choice of thermostat does not affect the equilibrium configuration of the system.

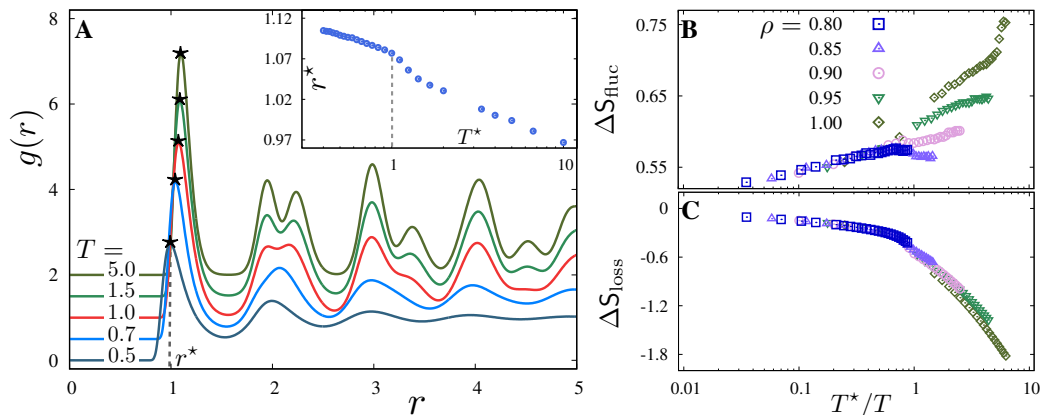


FIG. 1. (A) Pair correlation function,  $g(r)$  for  $\rho = 0.9$  is plotted for various temperatures  $T$ . At  $T = 1.0$ , a bifurcation of the second peak indicates the transition point between liquid ( $T > 1.0$ ) and solid ( $T < 1.0$ ) states. Maximal correlation for each  $T$  is marked by a  $\star$ . Inset: position of this maximum,  $r^*$  as a function of  $T$ , where the transition is marked by a dashed line  $T = T^* = 1.0$ . Two entropy terms, (B)  $\Delta S_{\text{fluc}}$  and (C)  $\Delta S_{\text{loss}}$ , plotted against  $T^*/T$  show a data collapse for systems in the liquid phase,  $T > T^*$ , while the density dependence is evident in the solid phase,  $T < T^*$ .

Since  $S_2$ , as defined in Eq.(2), is an intensive ensemble-invariant thermodynamic property, we may conveniently replace  $g^{[2]}$  by its canonical counterpart, the pair-correlation function,  $g(r) = \rho^{-1} \langle \sum_i \delta(r - r_i) \rangle$ . For a typical simple liquid,<sup>33</sup>  $g(r)$  shows an oscillatory behaviour at small  $r$ , comparable to a few particle diameter, pointing to short-range ordering, which die out exponentially with increasing  $r$ , as  $g(r)$  tends asymptotically to unity. Upon lowering  $T$  at a constant  $\rho$ , as crystalline order emerges in the system, the second peak of  $g(r)$  splits symmetrically into two halves.<sup>34</sup> The geometric origin of this split is the 2D crystalline configuration: due to the hexagonal packing of particles, one can always find two particles in the second-nearest neighbour shell positioned at angles  $2\pi/3$  and  $\pi$  (with respect to a suitably chosen axis).

As an example, we plot  $g(r)$  of the model system (FIG.1A) for a set of  $T$  at  $\rho = 0.9$ . A symmetric splitting of the second peak can be observed at  $T = 1.0$ . We also note that the position of the first peak,  $r^*$ , gradually shifts towards larger values as the system condenses upon lowering  $T$ . (FIG.1A Inset) A rapid change in  $r^*$  is indicative of a phase transition. The crossover temperature, marked by  $T^*$ , coincides with the split of the second peak. For  $T < T^*$ ,  $g(r)$  is decorated with peaks at specific positions dictated by the crystalline symmetry. As  $T$  crosses  $T^*$ ,  $g(r)$  exhibits more and more liquid-like features. Following this observational cue, we consider  $T^*$  as a primary estimate of the freezing temperature ( $T_f$ ) and identify it for each of the densities. Given the  $g(r)$  data, it is now straightforward to compute  $\Delta S_{\text{fluc}}$  and  $\Delta S_{\text{loss}}$  using Eqs. (3) and (4). In the liquid state,  $T > T^*$ , the

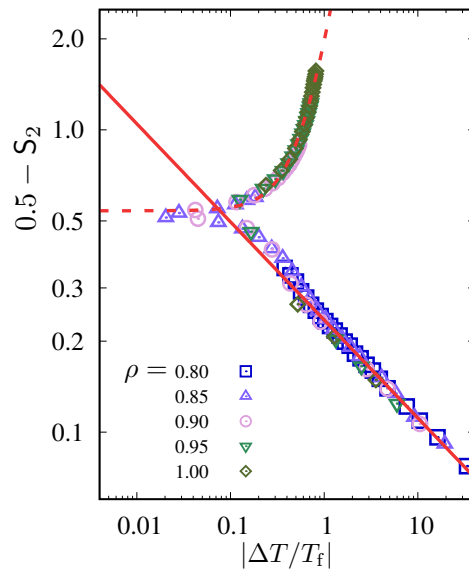


FIG. 2. Master relation between  $S_2$  and the freezing temperature  $T_f$ . Two distinct branches of the collapsed data are fitted with power laws  $x^{-\nu}$  where  $x = |\Delta T/T_f| = |\tau - 1|$ . The solid line, with slope  $\nu \sim 1/3$ , corresponds to the systems in the liquid phase and the crystalline phase data are fitted with  $\nu \sim -2$  is shown by (dashed line).

For  $T < T^*$ ,  $g(r)$  is decorated with peaks at specific positions dictated by the crystalline symmetry. As  $T$  crosses  $T^*$ ,  $g(r)$  exhibits more and more liquid-like features. Following this observational cue, we consider  $T^*$  as a primary estimate of the freezing temperature ( $T_f$ ) and identify it for each of the densities. Given the  $g(r)$  data, it is now straightforward to compute  $\Delta S_{\text{fluc}}$  and  $\Delta S_{\text{loss}}$  using Eqs. (3) and (4). In the liquid state,  $T > T^*$ , the

density dependence of both entropy terms can be mostly eliminated by re-scaling the temperature as  $T^*/T$  (FIG.1B & 1C). However, the density dependence remains evident in the solids,  $T < T^*$ .

Strikingly, the  $S_2$ -data for all densities collapse to a single master curve when the values of  $T^*$  are slightly adjusted to  $T_f$ . The maximal adjustment, less than 5% of  $T^*$ , was required for the densest configuration ( $\rho = 1.0$ ). In FIG.2, we plot  $-S_2$  shifted by 0.5 as a function of the reduced temperature difference,  $x = |\Delta T/T_f|$  and find two distinct branches for the liquid phase (values  $< 0.5$ ) and crystalline phase (values  $> 0.5$ ). Both branches are fitted with power laws  $x^{-\nu}$ . A dashed line with  $\nu = -2.0$  fits the crystalline branch. For the liquid branch, we find  $\nu = 0.326 \pm 0.003$  as shown by a *solid* line.

The thermal dependence of  $S_2$  closely resembles the critical behavior of heat capacity of a three-state Potts model with  $\nu = 1/3$ . But unlike heat capacity, which is a thermodynamic response of the system,  $S_2$  is an intensive geometric quantity. In recent years, increasing evidences suggests a physical view of liquids as a dynamic multi-state systems,<sup>37–39</sup> in contrast to the mean field description based on homogeneous local density. Specifically, a three-state geometric picture<sup>40</sup> appears to capture the local dynamical aspects of liquids better than the current predictions. While the present finding strengthens this view, it also questions the traditional liquid-state theory and calls for further detailed investigations.

The values of the freezing temperature  $T_f$ , as plotted in FIG.3, are found to reside within the known boundaries of the *coexistence* region determined by Barker *et al.*<sup>36</sup> (horizontal lines). Interestingly, these values closely follow a newly-derived equation of state of 2D Lennard-Jones systems.<sup>35</sup> The dashed line in FIG.3 marks the temperature above which the anharmonic effects at a specific  $\rho$  become prominent, and the freezing temperature is expected to be below this curve. Fulfilling this expectation,  $T_f$  appears as an overall fair estimate of freezing temperature of the present model system.

## CONCLUSION

The phenomenological scaling relation,  $-S_2 \sim |T_f - T|^{-1/3}$ , proposes  $S_2$  as a reliable universal predictor of the freezing transition, at least in the case of simple liquids. Higher-order correlations would be necessary to construct similar scaling relations for more complex network forming systems.<sup>41–44</sup> We expect that in systems such as carbon-based polymeric mixtures, nano-particle composites, aggregate forming colloidal and other bio-inspired materials,  $S_2$ -based relations would provide a primary guidance for transition lines.

The results of this study come with two implications. First, from a theoretical point of view, it suggests the *Corresponding States Principle*<sup>45–48</sup> — so far used to advocate the universality in liquids — might now be extended to the crystalline states of matter. Thus, a unified description of the states of matter might be drawn based on the system's information content. Recalling the numerous efforts to relate  $S_2$  with the dynamical response in condensed materials,<sup>49</sup> one might also hope to gain insight regarding the links between the dynamics and thermodynamics of matter in terms

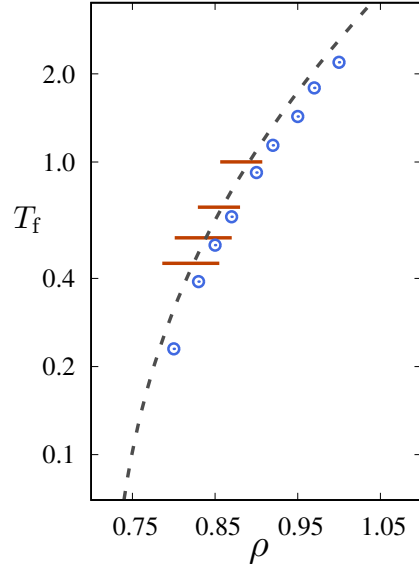


FIG. 3. Density dependence of the freezing temperature,  $T_f$  (blue circles). The dashed line is the theoretical prediction for high-density Lennard-Jones system in 2D<sup>35</sup>. Horizontal lines represent the only known data for the coexistence region in this system<sup>36</sup>.

of the information exchange within the system. Second, from a practical perspective, the scaling relations allow to predict the transition temperature from simple X-ray scattering measurements of positional correlation in the system at *any* density and temperature, at least for a simple liquid. Since identification of a phase transitions often requires an exhaustive scan of the parameter space, this scaling relation would effectively reduce that huge search space into a single measurement.

- <sup>1</sup>H. S. Green, *The Molecular Theory of Fluids* (North Holland, Amsterdam, 1952).
- <sup>2</sup>R. E. Nettleton and M. S. Green, "Expression in terms of molecular distribution functions for the entropy density in an infinite system," *J. Chem. Phys.* **29**, 1365 (1958).
- <sup>3</sup>D. C. Wallace, "Statistical theory for the entropy of a liquid," *Phys. Rev. A* **39**, 4843 (1989).
- <sup>4</sup>J. G. Kirkwood, "Quantum statistics of almost classical assemblies," *Phys. Rev.* **45**, 116 (1934).
- <sup>5</sup>A. Baranyai and D. J. Evans, "Direct entropy calculation from computer simulation of liquids," *Phys. Rev. A* **40**, 3817 (1989).
- <sup>6</sup>S. Chapman and T. G. Cowling, *The mathematical theory of non-uniform gases: an account of the kinetic theory of viscosity, thermal conduction and diffusion in gases* (Cambridge University Press, 1990).
- <sup>7</sup>Y. Rosenfeld, "Relation between the transport coefficients and the internal entropy of simple systems," *Phys. Rev. A* **15**, 2545 (1977).
- <sup>8</sup>Y. Rosenfeld, "A quasi-universal scaling law for atomic transport in simple fluids," *J. Phys.: Condens. Matter* **11**, 5415 (1999).
- <sup>9</sup>M. Dzugutov, "A universal scaling law for atomic diffusion in condensed matter," *Nature* **381**, 137 (1996).
- <sup>10</sup>R. V. Vaz, A. L. Magalhães, D. L. Fernandes, and C. M. Silva, "Vaz rv, magalhães al, fernandes dl, silva cm. universal correlation of self-diffusion coefficients of model and real fluids based on residual entropy scaling law," *Chem. Eng. Sci.* **79**, 153 (2012).
- <sup>11</sup>X. Ma, W. Chen, Z. Wang, Y. Peng, Y. Han, and P. Tong, "Test of the universal scaling law of diffusion in colloidal monolayers," *Phys. Rev. Lett.* **110**, 078302 (2013).
- <sup>12</sup>H. W. Hansen, A. Sanz, K. Adrjanowicz, B. Frick, and K. Niss, "Evidence of a one-dimensional thermodynamic phase diagram for simple glass-formers," *Nat. commun.* **9**, 1 (2018).
- <sup>13</sup>K. L. Galloway, X. Ma, N. C. Keim, D. J. Jerolmack, A. G. Yodh, and P. E. Arratia, "Scaling of relaxation and excess entropy in plastically deformed amorphous solids," *Proc Natl Acad Sci USA* **117**, 11887 (2020).
- <sup>14</sup>J. J. Hoyt, M. Asta, and B. Sadigh, "Test of the universal scaling law for the diffusion coefficient in liquid metals," *Phys. Rev. Lett.* **85**, 594 (2000).
- <sup>15</sup>S. N. Chakraborty and C. Chakravarty, "Diffusivity, excess entropy, and the potential-energy landscape of monatomic liquids," *J. Chem. Phys.* **124**, 014507. (2006).
- <sup>16</sup>J. Mittal, J. R. Errington, and T. M. Truskett, "Relationships between self-diffusivity, pack-ing fraction, and excess entropy in simple bulk and confined fluids," *J Phys Chem B* **111**, 10054 (2007).
- <sup>17</sup>M. Agarwal, M. Singh, R. Sharma, M. P. Alam, and C. Chakravarty, "Relationship between structure, entropy, and diffusivity in water and water-like liquids," *J. Phys. Chem. B* **114**, 6995 (2011).
- <sup>18</sup>A. Joy, "Universal scaling of pair-excess entropy and diffusion in yukawa liquids," *Phys. Plasmas* **24**, 010702 (2017).
- <sup>19</sup>M. C. Gao and M. Widom, "Information entropy of liquid metals," *J. Phys. Chem. B* **122**, 3550 (2018).
- <sup>20</sup>P. Gallo and M. Rovere, "Relation between the two-body entropy and the relaxation time in supercooled water," *Phys. Rev. E* **91**, 012107 (2015).
- <sup>21</sup>A. Banerjee, M. K. Nandi, S. Sastry, and S. M. Bhattacharya, "Determination of onset temperature from the entropy for fragile to strong liquids," *J. Chem. Phys.* **147**, 024504 (2017).
- <sup>22</sup>T. S. Ingebrigtsen and H. Tanaka, "Structural predictor for nonlinear sheared dynamics in simple glass-forming liquids," *Proc Natl Acad Sci USA* **115**, 87 (2018).
- <sup>23</sup>P. M. Piaggi and M. Parinello, "Entropy based fingerprint for local crystalline order," *J. Chem. Phys.* **142**, 114112 (2017).
- <sup>24</sup>T. Young, R. Abel, B. Kim, B. J. Berne, and R. A. Friesner, "Motifs for molecular recognition exploiting hydrophobic enclosure in protein-ligand binding," *Proc Natl Acad Sci USA* **104**, 808 (2007).
- <sup>25</sup>P. V. Giaquinta, G. Giunta, and S. P. Giarritta, "Entropy and the freezing of simple liquids," *Phys. Rev. A* **45**, R6966 (1992).
- <sup>26</sup>Y. Rosenfeld, "Excess-entropy and freezing-temperature scalings for transport coefficients: Self-diffusion in yukawa systems," *Phys. Rev. E* **62**, 7524 (2000).
- <sup>27</sup>J. E. Lennard-Jones, "On the determination of molecular fields. ii. from the equation of state of a gas," *Proc. R. Soc. Lond. A* **106**, 463 (1924).
- <sup>28</sup>G. A. Vliegenthart and H. N. W. Lekkerkerker, "Predicting the gas-liquid critical point from the second virial coefficient predicting the gas-liquid critical point from the second virial coefficient," *J. Chem. Phys.* **112**, 5364 (2000).
- <sup>29</sup>D. O. Dunikov, S. P. Malysenko, and V. V. Zhakhovskii, "Corresponding states law and molecular dynamics simulations of the lennard-jones fluid," *J. Chem. Phys.* **115**, 6623 (2001).
- <sup>30</sup>I. Charpentier and N. Jakse, "Phase diagram of complex fluids using an efficient integral equation method," *J. Chem. Phys.* **123**, 204910 (2005).
- <sup>31</sup>D. Frenkel and B. Smit, *Understanding Molecular Simulation* (Academic Press, 1996).
- <sup>32</sup>S. Plimpton, "Fast parallel algorithms for short-range molecular dynamics," *J. Comp. Phys.* **117**, 1 (1995).
- <sup>33</sup>J.-P. Hansen and I. R. McDonald, *Theory of Simple Liquids* (Academic Press, 2006).
- <sup>34</sup>T. M. Truskett, S. Torquato, S. Sastry, P. G. Debenedetti, and F. H. Stillinger, "Structural precursor to freezing in the hard-disk and hard-sphere systems," *Phys. Rev. E* **58**, 3083 (1998).
- <sup>35</sup>K. Shi, K. Gu, Y. Shen, D. Srivastava, E. E. Santiso, and K. E. Gubbins, "High-density equation of state for a two-dimensional lennard-jones solid," *J. Chem. Phys.* **148**, 174505 (2018).

- <sup>36</sup>J. A. Barker, D. Henderson, and F. F. Abraham, "Phase diagram of the two-dimensional lennard-jones system; evidence for first-order transitions," *Physica A* **106**, 226 (1981).
- <sup>37</sup>V. V. Hoang, V. Teboul, and T. Odagaki, "New scenario of dynamical heterogeneity in supercooled liquid and glassy states of 2d monatomic system," *J. Phys. Chem. B* **119** (2015).
- <sup>38</sup>T. Das and J. F. Douglas, "Quantifying structural dynamic heterogeneity in a dense two-dimensional equilibrium liquid," *J. Chem. Phys.* **149**, 144504 (2018).
- <sup>39</sup>Z. Krebs, A. B. Roitman, L. M. Nowack, C. Liepold, B. Lin, and S. A. Rice, "Transient structured fluctuations in a two-dimensional system with multiple ordered phases," *J. Chem. Phys.* **149**, 034503 (2018).
- <sup>40</sup>T. Das and J. F. Douglas, "Three-state heterogeneity in a model two-dimensional equilibrium liquid," *J. Mol. Liq.* **293**, 111466 (2019).
- <sup>41</sup>A. Baranyai and D. J. Evans, "Three-particle contribution to the configurational entropy of simple fluids," *Phys. Rev. A* **42**, 849 (1990).
- <sup>42</sup>V. Molinero and E. B. Moore, "Water modeled as an intermediate element between carbon and silicon," *J. Phys. Chem. B* **113**, 4008 (2009).
- <sup>43</sup>Q.-L. Cao, X.-S. Kong, Y. D. Li, X. Wu, and C. S. Liu, "Revisiting scaling laws for the diffusion coefficients in simple melts based on the structural deviation from hard-sphere-like case," *Physica B* **406**, 3114 (2011).
- <sup>44</sup>D. Dhabal, A. H. Nguyen, M. Singh, P. Khatua, V. Molinero, S. Bandyopadhyay, and C. Chakravarty, "Excess entropy and crystallization in stillinger-weber and lennard-jones fluids," *J. Chem. Phys.* **143**, 164512 (2015).
- <sup>45</sup>K. S. Pitzer, "Corresponding states for perfect liquids," *J. Chem. Phys.* **7**, 583 (1939).
- <sup>46</sup>K. S. Pitzer, "The volumetric and thermodynamic properties of fluids. i. theoretical basis and virial coefficients," *J. Am. Chem. Soc.* **77**, 3427 (1955).
- <sup>47</sup>K. S. Pitzer, D. Z. Lippmann, J. R. F. Curl, C. M. Huggins, and D. E. Petersen, "The volumetric and thermodynamic properties of fluids. ii. compressibility factor, vapor pressure and entropy of vaporization," *J. Am. Chem. Soc.* **77**, 3433 (1955).
- <sup>48</sup>M. G. Noro and D. Frenkel, "Extended corresponding-states behavior for particles with variable range attractions," *J. Chem. Phys.* **113**, 2941 (2000).
- <sup>49</sup>J. C. Dyre, "Perspective: Excess-entropy scaling," *J. Chem. Phys.* **149**, 210901 (2018).