

Spectral gap estimates for Brownian motion on domains with sticky-reflecting boundary diffusion

Vitalii Konarovskiy^{*†}, Victor Marx^{*}, and Max von Renesse^{*}

March 12, 2022

Abstract

Introducing an interpolation method we estimate the spectral gap for Brownian motion on general domains with sticky-reflecting boundary diffusion associated to the first nontrivial eigenvalue for the Laplace operator with corresponding Wentzell-type boundary condition. In the manifold case our proofs involve novel applications of the celebrated Reilly formula.

1 Introduction and statement of main results

Brownian motion on smooth domains with sticky-reflecting diffusion along the boundary has a long history, dating back at least to Wentzell [34]. As a prototype consider a diffusion on the closure $\bar{\Omega}$ of a smooth domain Ω with Feller generator $(\mathcal{D}(A), A)$

$$\begin{aligned} \mathcal{D}(A) &= \{f \in C_0(\bar{\Omega}) \mid Af \in C_0(\bar{\Omega})\} \\ Af &= \Delta f \mathbb{1}_\Omega + (\beta \Delta^\tau f - \gamma \frac{\partial f}{\partial \nu}) \mathbb{1}_{\partial\Omega} \end{aligned} \tag{1.1}$$

where $\frac{\partial}{\partial \nu}$ is the outer normal derivative, Δ^τ is the Laplace-Beltrami operator on the boundary $\partial\Omega$ and $\beta > 0, \gamma \in \mathbb{R}$. The case of pure sticky reflection but no diffusion along the boundary corresponds to the regime $\beta = 0$; models with $\beta > 0$ have appeared recently in interacting particle systems with singular boundary or zero-range pair interaction [1, 7, 13, 19, 27]. The first rigorous process constructions on special domains Ω were given in [16, 33, 37] and were later extended to jump-diffusion processes on general domains [6] cf. [32]. An efficient construction in symmetric cases was given by Grothaus and Voßhall via Dirichlet forms in [15]. Qualitative regularity properties of the associated semigroups were studied e.g. in [14]. In this note we address the problem of estimating the spectral gap for such processes, which is a natural question also in algorithmic applications. To our knowledge this question has been considered only for $\beta = 0$ by Kennedy [17] and Shouman [30]. However, for $\beta > 0$ the properties of the process change

^{*} Universität Leipzig, Fakultät für Mathematik und Informatik, Augustusplatz 10, 04109 Leipzig, Germany; [†] Universität Hamburg, Bundesstraße 55, 20146 Hamburg, Germany; Institute of Mathematics of NAS of Ukraine, Tereshchenkivska st. 3, 01024 Kiev, Ukraine konarovskiy@gmail.com, marx@math.uni-leipzig.de, renesse@uni-leipzig.de

Mathematics Subject Classification (2020): Primary 26D10, 35A23, 34K08 ; Secondary 46E35, 53B25, 60J60, 47D07.

significantly, which is indicated by the fact that the energy form of A now also contains a boundary part and which also constitutes the main difference to the closely related work [18].

In the sequel we treat the case when $\gamma > 0$ which corresponds to an inward sticky reflection at $\partial\Omega$. Our ansatz to estimate the spectral gap is based on a simple interpolation idea. To this aim assume that Ω and $\partial\Omega$ have finite (Hausdorff) measure so that we may choose $\alpha \in (0, 1)$ for which

$$\frac{\alpha}{1-\alpha} \frac{|\partial\Omega|}{|\Omega|} = \gamma.$$

Introducing λ_Ω and λ_∂ as normalized volume and Hausdorff measures on Ω and $\partial\Omega$ and setting

$$\lambda_\alpha = \alpha\lambda_\Omega + (1-\alpha)\lambda_\partial,$$

we find that $-A$ is λ_α -symmetric with first nonzero eigenvalue/spectral gap characterized by the Rayleigh quotient

$$\sigma_{\alpha,\beta} = \inf_{\substack{f \in C^1(\bar{\Omega}) \\ \text{Var}_{\lambda_\alpha}(f) > 0}} \frac{\mathcal{E}_{\alpha,\beta}(f)}{\text{Var}_{\lambda_\alpha} f},$$

where

$$\text{Var}_{\lambda_\alpha} f = \int_{\Omega} f^2 d\lambda_\alpha - \left(\int_{\Omega} f d\lambda_\alpha \right)^2$$

and

$$\mathcal{E}_{\alpha,\beta}(f) = \alpha \int_{\Omega} \|\nabla f\|^2 d\lambda_\Omega + (1-\alpha) \int_{\partial\Omega} \beta \|\nabla^\tau f\|^2 d\lambda_\partial,$$

and ∇^τ denotes the tangential derivative operator on $\partial\Omega$.

This representation of $\sigma_{\alpha,\beta}$ formally interpolates between the two extremal cases of the spectral gap for reflecting Brownian motion on Ω when $\alpha = 1$ and for Brownian motion on the surface $\partial\Omega$ when $\alpha = 0$. As our main result, in Proposition 2.1 we propose a simple method to estimate $\sigma_{\alpha,\beta}$ from below using only σ_0 and σ_1 and estimates for certain bulk-boundary interaction terms which are independent of α . The method can lead to quite good results which is illustrated by the example when $\Omega = B_1 \subset \mathbb{R}^d$ is a d -dimensional unit ball. When $d = 2$ and $\beta = 1$, for instance, it yields the estimate

$$\sigma_\alpha \geq \frac{8(1+\alpha)\sigma_\Omega}{8(1-\alpha)\sigma_\Omega + 16\alpha + 3\alpha(1-\alpha)\sigma_\Omega} \text{ with } \alpha = \frac{\gamma}{2+\gamma},$$

where $\sigma_0 \approx 3.39$ is the spectral gap for the Neumann Laplacian on the 2-dimensional unit ball, c.f. Section 3.1. – In case when Ω is a d -dimensional manifold with Ricci curvature bounded from below by $k_R > 0$ and with boundary $\partial\Omega$ whose second fundamental form $\text{II}_{\partial\Omega}$ is bounded from below by $k_2 > 0$ we obtain (again with $\beta = 1$, for simplicity) that

$$\sigma_\alpha \geq \min \left(\frac{dk_R}{C_\Omega dk_R + (1-\alpha)(d-1)}, \frac{dk_R}{C_{\partial\Omega}} \frac{2(1-\alpha) + \alpha k_2 C_{\partial\Omega}}{2(1-\alpha)dk_R + \alpha dk_2 k_R C_\Omega + \alpha(1-\alpha)(d-1)k_2} \right),$$

where C_Ω and $C_{\partial\Omega}$ are the usual (Neumann) Poincaré constants of Ω and $\partial\Omega$ respectively. To derive this result we combine Escobar's lower bound [9] on the first Steklov eigenvalue [12, 20] of Ω with a novel estimate on the optimal zero mean trace Poincaré constant of Ω [22, 26], for which we obtain that

$$\int_{\Omega} f^2 dx \leq \frac{d-1}{dk_R} \int_{\Omega} |\nabla f|^2,$$

for all $f \in C^1(\Omega)$ with $\int_{\partial\Omega} f dS = 0$, and which is of independent interest. The proof is based on a novel application of Reilly's formula [28] which is also used for a complementary lower bound of σ independent of the interpolation approach stating that

$$\sigma_\alpha \geq \min \left(\frac{dk_2}{3d-1} \frac{\alpha}{1-\alpha} \frac{|\partial\Omega|}{|\Omega|}, \frac{d}{d-1} k_R \right),$$

but which is generally weaker for small values of α , c.f. Section 3.2.

The interpolation approach also yields a sufficient condition for the continuity of σ_α at $\alpha \in \{0, 1\}$, which in general may fail. In Section 2.2 we present sufficient conditions for continuity and discontinuity of σ_α at $\{0, 1\}$ which hints towards a phase transition in the associated family of variational problems.

We conclude with the discussion of two applications of the method in non-standard or singular situations, c.f. Sections 3.3 and 3.4.

2 An interpolation approach

2.1 Generalized framework

It will be convenient to work with a slight generalisation of the setup above. To this aim let Ω be an open domain in \mathbb{R}^d or a Riemannian manifold with a piecewise smooth boundary $\partial\Omega$. Let Σ be a smooth compact and connected subset of $\partial\Omega$. We denote by $\partial\Sigma$ the boundary of Σ in the space $\partial\Omega$, i.e. $\partial\Sigma = \Sigma \cap \overline{\partial\Omega \setminus \Sigma}$. We consider two probability measures λ_Ω and λ_Σ with support Ω and Σ , which are absolutely continuous with respect to the Lebesgue and the Hausdorff measure on Ω and Σ , respectively.

Let $D : C^1(\Omega) \mapsto \Gamma^0(\Omega)$ and $D^\tau : C^1(\partial\Omega) \mapsto \Gamma^0(\partial\Omega)$ denote given first order gradient operators mapping differentiable functions into (tangential) vector fields on Ω and on $\partial\Omega$, respectively, and for $\alpha \in [0, 1]$ let

$$\begin{aligned} \lambda_\alpha &:= \alpha \lambda_\Omega + (1 - \alpha) \lambda_\Sigma, \\ \mathcal{E}_\alpha(f) &:= \alpha \int_\Omega \|Df\|^2 d\lambda_\Omega + (1 - \alpha) \int_\Sigma \|D^\tau f\|^2 d\lambda_\Sigma, \quad f \in \mathcal{D}_0, \end{aligned}$$

where $\mathcal{D}_0 \subset C^1(\overline{\Omega})$ is dense in $C_0(\Omega)$. We assume that for $\alpha \in [0, 1]$ the quadratic form $(\mathcal{E}_\alpha, \mathcal{D}_0)$ is a pre-Dirichlet form on $L^2(\overline{\Omega}, \lambda_\alpha)$ whose closure we shall denote by $(\mathcal{E}_\alpha, \mathcal{D})$, c.f. [15] for details. We wish to estimate from above $\sigma_\alpha^{-1} = C_\alpha$, where C_α is the optimal Poincaré constant given by

$$C_\alpha := \sup_{\substack{f \in \mathcal{D}_0 \\ \mathcal{E}_\alpha(f) > 0}} \frac{\text{Var}_{\lambda_\alpha} f}{\mathcal{E}_\alpha(f)}. \quad (2.1)$$

In the interpolation method presented below it is assumed that C_α are known or can be estimated at the two extremals $\alpha \in \{0, 1\}$. For instance, when $D = \nabla$, $D^\tau = \nabla^\tau$ are the standard gradient resp. tangential gradient operators and λ_Ω and λ_Σ are normalized Lebesgue resp. Hausdorff measures on Ω and $\Sigma \subset \partial\Omega$, $C_\Omega := C_1$ is the optimal Poincaré constant associated to the Laplace operator on Ω with Neumann boundary conditions, whereas $C_\Sigma := C_0$ is the optimal Poincaré constant associated to the Laplace-Beltrami operator on Σ with Neumann boundary conditions on $\partial\Sigma$.

The following proposition establishes an estimate of C_α in terms of C_Ω and C_Σ .

Proposition 2.1. *Assume there exists constants $K_{\Sigma,\Omega}$, K_1, K_2 such that for any $f \in \mathcal{D}_0$*

$$\text{Var}_{\lambda_\Sigma} f \leq K_{\Sigma,\Omega} \int_{\Omega} \|Df\|^2 d\lambda_\Omega, \quad (2.2)$$

and

$$\left(\int_{\Omega} f d\lambda_\Omega - \int_{\Sigma} f d\lambda_\Sigma \right)^2 \leq K_1 \int_{\Omega} \|Df\|^2 d\lambda_\Omega + K_2 \int_{\Sigma} \|D^\tau f\|^2 d\lambda_\Sigma, \quad (2.3)$$

then it holds for any $\alpha \in (0, 1)$,

$$C_\alpha \leq \max \left(C_\Omega + (1 - \alpha)K_1, \alpha K_2, \frac{(1 - \alpha)K_{\Sigma,\Omega}C_\Sigma + \alpha C_\Omega C_\Sigma + \alpha(1 - \alpha)(K_{\Sigma,\Omega}K_2 + C_\Sigma K_1)}{(1 - \alpha)K_{\Sigma,\Omega} + \alpha C_\Sigma} \right). \quad (2.4)$$

Proof. By definition of C_Σ and by (2.2), for any $f \in \mathcal{D}_0$

$$\text{Var}_{\lambda_\Sigma} f \leq tK_{\Sigma,\Omega} \int_{\Omega} \|Df\|^2 d\lambda_\Omega + (1 - t)C_\Sigma \int_{\Sigma} \|D^\tau f\|^2 d\lambda_\Sigma,$$

for any $t \in [0, 1]$. Let $\alpha \in (0, 1)$. For any $f \in \mathcal{D}_0$ and any $t \in [0, 1]$

$$\begin{aligned} \text{Var}_{\lambda_\alpha} f &= \alpha \text{Var}_{\lambda_\Omega} f + (1 - \alpha) \text{Var}_{\lambda_\Sigma} f + \alpha(1 - \alpha) \left(\int_{\Omega} f d\lambda_\Omega - \int_{\Sigma} f d\lambda_\Sigma \right)^2 \\ &\leq \left(C_\Omega + \frac{(1 - \alpha)t}{\alpha} K_{\Sigma,\Omega} + (1 - \alpha)K_1 \right) \alpha \int_{\Omega} \|Df\|^2 d\lambda_\Omega \\ &\quad + ((1 - t)C_\Sigma + \alpha K_2) (1 - \alpha) \int_{\Sigma} \|D^\tau f\|^2 d\lambda_\Sigma. \end{aligned}$$

Therefore,

$$C_\alpha \leq \inf_{t \in [0, 1]} \max \left(C_\Omega + \frac{(1 - \alpha)t}{\alpha} K_{\Sigma,\Omega} + (1 - \alpha)K_1, (1 - t)C_\Sigma + \alpha K_2 \right).$$

For any positive constants a, b, c, d , we have

$$\inf_{t \in [0, 1]} \max(a + bt, c - dt) = \begin{cases} a & \text{if } c - a < 0, \\ c - d & \text{if } c - a > b + d, \\ \frac{bc + ad}{b + d} & \text{if } 0 \leq c - a \leq b + d. \end{cases}$$

Therefore

$$C_\alpha \leq \begin{cases} C_\Omega + (1 - \alpha)K_1 & \text{if } \alpha K_2 - (1 - \alpha)K_1 + C_\Sigma - C_\Omega < 0, \\ \alpha K_2 & \text{if } \alpha K_2 - (1 - \alpha)K_1 - C_\Omega > \frac{1 - \alpha}{\alpha} K_{\Sigma,\Omega}, \\ \frac{(1 - \alpha)K_{\Sigma,\Omega}C_\Sigma + \alpha C_\Omega C_\Sigma + \alpha(1 - \alpha)(K_{\Sigma,\Omega}K_2 + C_\Sigma K_1)}{(1 - \alpha)K_{\Sigma,\Omega} + \alpha C_\Sigma} & \text{if } 0 \leq \alpha K_2 - (1 - \alpha)K_1 + C_\Sigma - C_\Omega \\ & \leq C_\Sigma + \frac{1 - \alpha}{\alpha} K_{\Sigma,\Omega}. \end{cases}$$

The last term is equivalent to the announced result. \square

2.2 Continuity of C_α

In general, the function $\alpha \mapsto C_\alpha$ might have discontinuities at $\alpha \in \{0, 1\}$ in which cases an upper bound for C_α which interpolates continuously between C_0 and C_1 cannot exist. For example, when $\Omega = (0, b) \times (0, 1) \subset \mathbb{R}^2$ and $\Sigma = [0, b] \times \{0\}$, straightforward computations yield

$$\lim_{\alpha \rightarrow 0} C_\alpha = \max \left\{ C_\Sigma, \frac{4}{\pi^2} \right\},$$

where $C_\Sigma = \frac{b^2}{\pi^2}$. Hence $\alpha \mapsto C_\alpha$ is discontinuous at $\alpha = 0$ if and only if $b < 2$. – To generalize this to the framework of Section 2.1 let $\mathcal{C}_0^1(\bar{\Omega}) = \{f \in \mathcal{C}^1(\bar{\Omega}) : f = 0 \text{ on } \Sigma\}$ and

$$\tilde{C}_0 := \sup_{\substack{f \in \mathcal{C}_0^1(\bar{\Omega}) \\ f \text{ non constant}}} \frac{\int_\Omega f^2 d\lambda_\Omega}{\int_\Omega \|Df\|^2 d\lambda_\Omega}.$$

(If $D = \nabla$, \tilde{C}_0 is the inverse of the spectral gap for Brownian motion on Ω with killing on Σ and normal reflection at $\partial\Omega \setminus \Sigma$.) We can then record the following statement as a partial corollary to Proposition 2.1.

Proposition 2.2. *In the setting of proposition 2.1 it holds that*

$$\liminf_{\alpha \rightarrow 0} C_\alpha \geq \tilde{C}_0.$$

In particular, if $C_\Sigma < \tilde{C}_0$, then $\alpha \mapsto C_\alpha$ is discontinuous at $\alpha = 0$. Conversely, if $C_\Sigma \geq C_\Omega + K_1$ then $\alpha \mapsto C_\alpha$ is continuous at 0. If $C_\Omega \geq K_2$ continuity at 1 holds.

Proof. To prove the second statement, take a non constant function $g \in \mathcal{C}_0^1(\bar{\Omega})$ and estimate

$$\begin{aligned} \liminf_{\alpha \rightarrow 0} C_\alpha &= \liminf_{\alpha \rightarrow 0} \sup_{\substack{f \in \mathcal{C}_0^1(\bar{\Omega}) \\ f \text{ non constant}}} \frac{\text{Var}_{\lambda_\alpha} f}{\mathcal{E}_\alpha(f)} \geq \liminf_{\alpha \rightarrow 0} \frac{\text{Var}_{\lambda_\alpha} g}{\mathcal{E}_\alpha(g)} \\ &= \liminf_{\alpha \rightarrow 0} \frac{\alpha \text{Var}_{\lambda_\Omega} g + (1 - \alpha) \text{Var}_{\lambda_\Sigma} g + \alpha(1 - \alpha) \left(\int_\Omega g d\lambda_\Omega - \int_\Sigma g d\lambda_\Sigma \right)^2}{\alpha \int_\Omega \|Dg\|^2 d\lambda_\Omega + (1 - \alpha) \int_\Sigma \|D^\tau g\|^2 d\lambda_\Sigma}. \end{aligned}$$

Since $g = 0$ on Σ , we obtain

$$\liminf_{\alpha \rightarrow 0} C_\alpha \geq \liminf_{\alpha \rightarrow 0} \frac{\alpha \text{Var}_{\lambda_\Omega} g + \alpha(1 - \alpha) \left(\int_\Omega g d\lambda_\Omega \right)^2}{\alpha \int_\Omega \|Dg\|^2 d\lambda_\Omega} = \frac{\int_\Omega g^2 d\lambda_\Omega}{\int_\Omega \|Dg\|^2 d\lambda_\Omega}.$$

Taking the supremum over $g \in \mathcal{C}_0^1(\bar{\Omega})$ yields the first statement.

To prove the second assertion note that $\alpha \mapsto C_\alpha$ is the pointwise supremum of a family of continuous functions and therefore lower semi continuous. Thus $C_\Sigma = C_0 \leq \liminf_{\alpha \rightarrow 0} C_\alpha$. If $C_\Sigma \geq C_\Omega + K_1$, the r.h.s. of inequality (2.4) converges to C_Σ as α goes to 0, which implies that $\overline{\lim}_{\alpha \rightarrow 0} C_\alpha \leq C_\Sigma$. Similarly, if $C_\Omega \geq K_2$, the r.h.s. of (2.4) converges to C_Ω as α goes \square

Remark 2.3. For smooth enough boundary the constant K_2 can always be taken equal to zero, hence by proposition 2.2 continuity at $\alpha = 1$ holds. An example where a phase transition appears at $\alpha = 0$ is given in section 3.3. In section 3.4 we present an example where $C_\Omega < K_2$ but continuity of at $\alpha = 1$ can be established via Mosco-convergence [23] of the associated Dirichlet forms, see also [24].

3 Examples

3.1 Brownian motion on balls with sticky boundary diffusion

As our first example let $\Omega := B_1$ be the unit ball in \mathbb{R}^d , $\Sigma = \partial\Omega$ and $D = \nabla$ and $D^\tau = \sqrt{\beta}\nabla^\tau$ with $\mathcal{D}_0 = C^1(\overline{\Omega})$.

Proposition 3.1. *In the case when $\Omega = B_1 \subset \mathbb{R}^d$ the optimal Poincaré constant of the generator (1.1) is bounded from above by*

$$C_\alpha \leq \max\left(C_\Omega + (1-\alpha)\frac{d+1}{4d^2}, \frac{4(1-\alpha)d + 4\alpha d^2 C_\Omega + \alpha(1-\alpha)(d+1)}{4d(\alpha d + (1-\alpha)\beta(d-1))}\right), \quad (3.1)$$

where $\alpha = \frac{\gamma}{d+\gamma}$ and C_Ω is the optimal Poincaré constant for reflecting Brownian motion on $B_1 \subset \mathbb{R}^d$.

Proof. In order to apply Proposition 2.1, it is sufficient to compute the constants C_Σ , $K_{\Sigma,\Omega}$, K_1 and K_2 . We claim that inequalities (2.2) and (2.3) holds with

$$C_\Sigma = \frac{1}{\beta(d-1)}, \quad K_{\Sigma,\Omega} = \frac{1}{d}, \quad K_1 = \frac{d+1}{4d^2}, \quad K_2 = 0.$$

First, according to [31, Theorem 22.1], the first eigenvalue of the Laplace-Beltrami operator on the unit sphere of dimension $d-1$ is equal to $d-1$, thus $C_\Sigma = \frac{1}{\beta(d-1)}$.

Moreover, according to [3, Theorem 4], for every $f \in C^1(\partial\Omega)$ one has

$$\left(\int_{\partial\Omega} |f|^q d\lambda_\Sigma\right)^{\frac{2}{q}} \leq \frac{q-2}{d} \int_\Omega \|\nabla u\|^2 d\lambda_\Omega + \int_{\partial\Omega} f^2 d\lambda_\Sigma,$$

for $2 \leq q < \infty$ if $d = 2$ and $2 \leq q < \frac{2d-2}{d-2}$ if $d \geq 3$, where u is the harmonic extension of f to the unit ball Ω . It implies the logarithmic Sobolev inequality $\text{Ent}_{\lambda_\Sigma}(f^2) \leq \frac{2}{d} \int_\Omega \|\nabla u\|^2 d\lambda_\Omega$. Repeating the proof of Proposition 5.1.3 in [2], we get $\text{Var}_{\lambda_\Sigma} f \leq \frac{1}{d} \int_\Omega \|\nabla u\|^2 d\lambda_\Omega$. Moreover, since the harmonic extension of f is minimizing the energy functional \mathcal{E}_1 under any function with boundary condition f , the last inequality implies for any $f \in C^1(\overline{\Omega})$

$$\text{Var}_{\lambda_\Sigma} f \leq \frac{1}{d} \int_\Omega \|\nabla f\|^2 d\lambda_\Omega, \quad (3.2)$$

which implies $K_{\Sigma,\Omega} = \frac{1}{d}$.

Furthermore, note that $\int_{\partial\Omega} f(y) \lambda_\Sigma(dy) = \int_\Omega f(\pi_x) \lambda_\Omega(dx)$, where $\pi_x = \frac{x}{\|x\|}$, $x \neq 0$. Hence, using Jensen's inequality and polar coordinates

$$\begin{aligned} \left(\int_\Omega f d\lambda_\Omega - \int_{\partial\Omega} f d\lambda_\Sigma\right)^2 &\leq \int_\Omega (f(x) - f(\pi_x))^2 \lambda_\Omega(dx) \\ &= \frac{1}{|\Omega|} \int_{\partial\Omega} \int_0^1 (f(ry) - f(y))^2 r^{d-1} dr dy \\ &= \frac{1}{|\Omega|} \int_{\partial\Omega} \int_0^1 \left(\int_r^1 \frac{d}{ds} f(sy) ds\right)^2 r^{d-1} dr dy \end{aligned}$$

$$\begin{aligned}
&\leq \frac{1}{|\Omega|} \int_{\partial\Omega} \int_0^1 (1-r) \left(\int_r^1 \left(\frac{d}{ds} f(sy) \right)^2 ds \right) r^{d-1} dr dy \\
&= \frac{1}{|\Omega|} \int_{\partial\Omega} \int_0^1 \left[\int_0^s (1-r) r^{d-1} dr \right] \left(\frac{d}{ds} f(sy) \right)^2 ds dy.
\end{aligned}$$

We separately estimate

$$\int_0^s (1-r) r^{d-1} dr = \left(\frac{s}{d} - \frac{s^2}{d+1} \right) s^{d-1} \leq \frac{d+1}{4d^2} s^{d-1}.$$

for any $s \in [0, 1]$. Hence,

$$\begin{aligned}
\left(\int_{\Omega} f d\lambda_{\Omega} - \int_{\partial\Omega} f d\lambda_{\Sigma} \right)^2 &\leq \frac{d+1}{4d^2|\Omega|} \int_{\partial\Omega} \int_0^1 (\nabla f(sy) \cdot y)^2 s^{d-1} ds \\
&= \frac{d+1}{4d^2|\Omega|} \int_{\partial\Omega} \int_0^1 \|\nabla f(sy)\|^2 s^{d-1} ds dy \\
&= \frac{d+1}{4d^2} \int_{\Omega} \|\nabla f(x)\|^2 \lambda_{\Omega}(dx).
\end{aligned} \tag{3.3}$$

which implies $K_1 = \frac{d+1}{4d^2}$ and $K_2 = 0$. \square

For illustration, in $d = 2$, we compare the bound from Proposition 3.1 for $\beta = 1, \gamma > 0$ to the optimal constant C_{α} which will be computed numerically. To evaluate the bound (3.1), note that in this case

$$C_{\Omega} = \frac{1}{\sigma_{\Omega}} \approx \frac{1}{3.39}, \tag{3.4}$$

where σ_{Ω} is the smallest positive eigenvalue of the Laplace operator with Neumann boundary condition on the circle. It is given as the minimal positive solution to the equation $J'_m(\sqrt{\gamma}) = 0$, $m \in \mathbb{N}_0$, where J_m is the Bessel function of the first kind of parameter m , defined by $J_m(x) = \frac{1}{\pi} \int_0^{\pi} \cos(mt - x \sin t) dt$, $x \geq 0$. As a consequence, inequality (3.1) becomes

$$C_{\alpha} \leq \frac{8(1-\alpha)\sigma_{\Omega} + 16\alpha + 3\alpha(1-\alpha)\sigma_{\Omega}}{8(1+\alpha)\sigma_{\Omega}}. \tag{3.5}$$

For the numerical computation of C_{α} one notes that the generator A_{α} associated with \mathcal{E}_{α} is defined on $D(A_{\alpha}) \subset \mathcal{C}^2(\overline{\Omega})$ as

$$A_{\alpha}f = \mathbb{I}_{\Omega} \Delta f + \mathbb{I}_{\partial\Omega} \left(\Delta^{\tau} f - \frac{2\alpha}{1-\alpha} \frac{\partial f}{\partial \nu} \right),$$

where Δ^{τ} and $\frac{\partial}{\partial \nu}$ denote the Laplace-Beltrami operator and the outer normal derivative on the circle $\partial\Omega$. Hence, an eigenvector of $-A_{\alpha}$ for eigenvalue $\lambda \geq 0$ is a function $f \in D(A_{\alpha})$ such that

$$A_{\alpha}f = -\lambda f \quad \text{in } \Omega.$$

This equation is equivalent to the system of partial differential equations

$$\begin{cases} \Delta f = -\lambda f & \text{in } \Omega, \\ \Delta^{\tau} f - \frac{2\alpha}{1-\alpha} \frac{\partial f}{\partial \nu} = -\lambda f & \text{on } \partial\Omega, \end{cases}$$

which by the continuity of f can be rewritten as

$$\begin{cases} \Delta f = -\lambda f & \text{in } \Omega, \\ \Delta f = \Delta^\tau f - \frac{2\alpha}{1-\alpha} \frac{\partial f}{\partial \nu} & \text{on } \partial\Omega. \end{cases}$$

Passing to polar coordinates $(x_1, x_2) = (r \cos \theta, r \sin \theta) \in \Omega$ in $d = 2$ and separating variables, we obtain the set of eigenfunctions $\{f_{m,l}^c, f_{m,l}^s\}_{m,l \in \mathbb{N}_0}$,

$$f_{m,l}^c(x_1, x_2) = J_m(\sqrt{\lambda_{m,l}} r) \cos(m\theta), \quad m, l \in \mathbb{N}_0,$$

$$f_{m,l}^s(x_1, x_2) = J_m(\sqrt{\lambda_{m,l}} r) \sin(m\theta), \quad m \in \mathbb{N}, l \in \mathbb{N}_0,$$

where $\lambda_{m,l}, l \in \mathbb{N}_0$, are countable family of positive solutions to the equation

$$\sqrt{\lambda} J_m''(\sqrt{\lambda}) + \frac{1+\alpha}{1-\alpha} J_m'(\sqrt{\lambda}) = 0 \quad (3.6)$$

for every $m \in \mathbb{N}_0$. Since the family $\{f_{m,l}^c, m, l \in \mathbb{N}_0\} \cup \{f_{m,l}^s, m \in \mathbb{N}, l \in \mathbb{N}_0\}$ is dense in $L_2(\Omega, \lambda_\alpha)$ and the operator A_α is symmetric, the standard argument implies

$$C_\alpha = \frac{1}{\lambda_{\alpha,*}}, \quad (3.7)$$

where $\lambda_{\alpha,*} = \min_{m,l \in \mathbb{N}_0} \lambda_{m,l}$. The resulting curves are plotted in Figure 1.

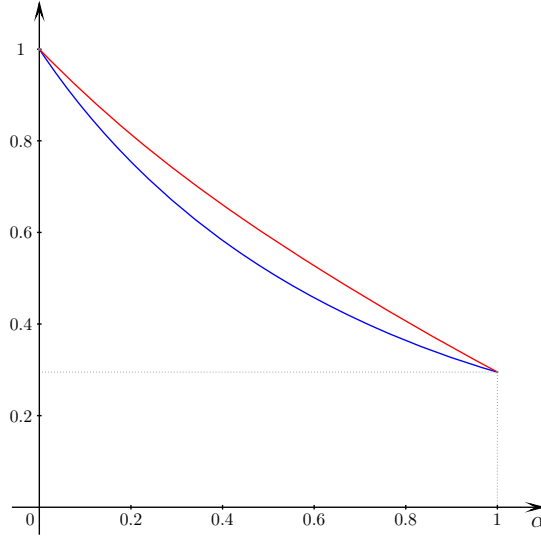


Figure 1: The blue curve represents $\alpha \mapsto C_\alpha$ the optimal Poincaré constant when Ω is the unit ball of \mathbb{R}^2 with full boundary diffusion. The red curve is the upper estimate given by (3.5).

3.2 Smooth manifold with boundary

Let Ω be a smooth compact Riemannian manifold of dimension d with piecewise smooth boundary $\partial\Omega$. We denote by Ric the Ricci curvature of Ω and by II the second fundamental form on the boundary $\partial\Omega$.

Assume in this section that:

$$\text{Assumption (M)} : \quad \exists k_r > 0, k_2 > 0, \quad \text{Ric}|_{\Omega} \geq k_R \text{id} \quad \text{and} \quad \text{II}|_{\partial\Omega} \geq k_2 \text{id}.$$

As before we consider $\Sigma = \partial\Omega$, $D = \nabla$ and $D^\tau = \nabla^\tau$ with $\mathcal{D}_0 = C^1(\bar{\Omega})$.

Proposition 3.2. *Under assumption (M), it holds that*

$$C_\alpha \leq \max \left(C_\Omega + \frac{(1-\alpha)(d-1)}{dk_R}, \frac{C_\Sigma}{dk_R} \cdot \frac{2(1-\alpha)dk_R + \alpha dk_2 k_R C_\Omega + \alpha(1-\alpha)(d-1)k_2}{2(1-\alpha) + \alpha k_2 C_\Sigma} \right) =: M_1. \quad (3.8)$$

This statement is obtained via Proposition 2.1 and the two statements below.

Proposition 3.3. *Under assumption (M), inequality (2.3) is satisfied with $K_2 = 0$ and*

$$K_1 = \frac{d-1}{dk_R}.$$

Proof. Our goal is to obtain an lower bound of

$$\inf_{f \in C^1(\bar{\Omega})} \frac{\int_{\Omega} \|\nabla f\|^2 d\lambda_{\Omega}}{\left(\int_{\Omega} f d\lambda_{\Omega} - \int_{\Sigma} f d\lambda_{\Sigma} \right)^2},$$

where we recall that $\Sigma = \partial\Omega$. We note that

$$\inf_{f \in C^1(\bar{\Omega})} \frac{\int_{\Omega} \|\nabla f\|^2 d\lambda_{\Omega}}{\left(\int_{\Omega} f d\lambda_{\Omega} - \int_{\Sigma} f d\lambda_{\Sigma} \right)^2} = \inf_{\substack{f \in C^1(\bar{\Omega}) \\ \int_{\Sigma} f d\lambda_{\Sigma} = 0}} \frac{\int_{\Omega} \|\nabla f\|^2 d\lambda_{\Omega}}{\left(\int_{\Omega} f d\lambda_{\Omega} \right)^2} \geq \inf_{\substack{f \in C^1(\bar{\Omega}) \\ \int_{\Sigma} f d\lambda_{\Sigma} = 0}} \frac{\int_{\Omega} \|\nabla f\|^2 d\lambda_{\Omega}}{\int_{\Omega} f^2 d\lambda_{\Omega}} =: \sigma.$$

Let $f \in C^1(\bar{\Omega})$ be a minimizer for σ . Then $\int_{\Sigma} f d\lambda_{\Sigma} = 0$ and

$$\int_{\Omega} \nabla f \cdot \nabla \xi d\lambda_{\Omega} = \sigma \int_{\Omega} f \xi d\lambda_{\Omega}$$

for each $\xi \in C^1(\bar{\Omega})$ with $\int_{\Sigma} \xi d\lambda_{\Sigma} = 0$. By integration by parts, the latter equality is equivalent to

$$-\int_{\Omega} \Delta f \xi d\lambda_{\Omega} + \frac{|\Sigma|}{|\Omega|} \int_{\Sigma} \frac{\partial f}{\partial \nu} \xi d\lambda_{\Sigma} = \sigma \int_{\Omega} f \xi d\lambda_{\Omega}$$

for each $\xi \in C^1(\bar{\Omega})$ satisfying $\int_{\Sigma} \xi d\lambda_{\Sigma} = 0$. In particular, choosing $\xi \in C_0^\infty(\Omega)$ (which obviously satisfies $\int_{\Sigma} \xi d\lambda_{\Sigma} = 0$), we get that f should satisfy $-\Delta f = \sigma f$ in Ω . Hence $\int_{\Sigma} \frac{\partial f}{\partial \nu} \xi d\lambda_{\Sigma} = 0$ for each ξ with zero mean, so it follows that $\int_{\Sigma} \frac{\partial f}{\partial \nu} (\xi - \int_{\Sigma} \xi d\lambda_{\Sigma}) d\lambda_{\Sigma} = 0$ for every $\xi \in C^1(\bar{\Omega})$, which is equivalent to

$$\int_{\Sigma} \left(\frac{\partial f}{\partial \nu} - \int_{\Sigma} \frac{\partial f}{\partial \nu} d\lambda_{\Sigma} \right) \xi d\lambda_{\Sigma} = 0$$

for every $\xi \in C^1(\bar{\Omega})$. It follows that $\frac{\partial f}{\partial \nu}$ is constant on Σ . Therefore, f satisfies

$$\begin{cases} \Delta f = -\sigma f & \text{in } \Omega, \\ \frac{\partial f}{\partial \nu} \equiv c & \text{on } \partial\Omega, \\ \int_{\Sigma} f d\lambda_{\Sigma} = 0, \end{cases} \quad (3.9)$$

for some constant c .

Moreover, recall Reilly's formula (see [28])

$$\begin{aligned} \int_{\Omega} ((\Delta f)^2 - \|\nabla^2 f\|^2) dx &= \int_{\Omega} \text{Ric}(\nabla f, \nabla f) dx \\ &+ \int_{\Sigma} \left(H \left(\frac{\partial f}{\partial \nu} \right)^2 + \text{II}(\nabla^{\tau} f, \nabla^{\tau} f) + 2\Delta^{\tau} f \frac{\partial f}{\partial \nu} \right) dS \end{aligned} \quad (3.10)$$

where dx and dS denote the Riemannian volume resp. surface measure on Ω and $\partial\Omega$, $\nabla^2 f$ is the Hessian of f and H is the mean curvature of Σ (i.e. the trace of II). Since f satisfies (3.9),

$$\begin{aligned} \int_{\Omega} (\Delta f)^2 dx &= -\sigma \int_{\Omega} f \Delta f dx = \sigma \int_{\Omega} \|\nabla f\|^2 dx - \sigma \int_{\Sigma} \frac{\partial f}{\partial \nu} f dS \\ &= \sigma \int_{\Omega} \|\nabla f\|^2 dx - \sigma c \int_{\Sigma} f dS = \sigma \int_{\Omega} \|\nabla f\|^2 dx, \end{aligned}$$

because $\int_{\Sigma} f dS = |\Sigma| \int_{\Sigma} f d\lambda_{\Sigma} = 0$. Furthermore, note that $\|\nabla^2 f\|^2 = \sum_{i,j} (\partial_{ij}^2 f)^2 \geq \sum_{i=1}^d (\partial_{ii}^2 f)^2 \geq \frac{1}{d} (\sum_{i=1}^d \partial_{ii}^2 f)^2 = \frac{1}{d} (\Delta f)^2$. Therefore, the l.h.s. of (3.10) is bounded by

$$\int_{\Omega} ((\Delta f)^2 - \|\nabla^2 f\|^2) dx \leq \frac{d-1}{d} \int_{\Omega} (\Delta f)^2 dx \leq \frac{d-1}{d} \sigma \int_{\Omega} \|\nabla f\|^2 dx.$$

On the other hand, by assumption (M), $H \geq 0$, $\text{II}(\nabla^{\tau} f, \nabla^{\tau} f) \geq 0$ and

$$\int_{\Omega} \text{Ric}(\nabla f, \nabla f) dx \geq k_R \int_{\Omega} \|\nabla f\|^2 dx.$$

Since

$$\int_{\Sigma} \Delta^{\tau} f \frac{\partial f}{\partial \nu} dS = c \int_{\Sigma} \Delta^{\tau} f dS = 0$$

the r.h.s. of (3.10) is bounded from below by $k_R \int_{\Omega} \|\nabla f\|^2 dx$. It turns out that

$$\frac{d-1}{d} \sigma \int_{\Omega} \|\nabla f\|^2 dx \geq k_R \int_{\Omega} \|\nabla f\|^2 dx,$$

which implies that $\sigma \geq \frac{d}{d-1} k_R$. It follows that inequality (2.3) holds with $K_1 = \frac{d-1}{dk_R}$. \square

Remark 3.4. Instead of using K_1 from Proposition 3.3 another admissible choice is

$$K'_1 = \frac{|\Omega|}{|\partial\Omega|} B^2 (1 + C_{\Omega}) < \infty,$$

where B is the optimal Sobolev trace constant of Ω , i.e. the norm of the embedding $H^{1,2}(\Omega) \hookrightarrow L^2(\partial\Omega)$. B^{-2} is the first nontrivial eigenvalue of a Steklov-type eigenvalue problem

$$\begin{cases} -\Delta f + f = 0 & \text{in } \Omega \\ \frac{\partial f}{\partial \nu} = \sigma f & \text{on } \partial\Omega, \end{cases}$$

for which however explicit lower bounds in terms of the geometry of Ω seem yet unknown [4, 5, 11, 21, 29].

Proposition 3.5. Under assumption (M), inequality (2.2) holds with $K_{\Sigma, \Omega} = \frac{2}{k_2}$.

Proof. The optimal choice for $K_{\Sigma, \Omega}$ is σ^{-1} , where σ given by

$$\sigma = \inf_{\substack{f \in C^1(\bar{\Omega}) \\ \int_{\Sigma} f d\lambda_{\Sigma} = 0}} \frac{\int_{\Omega} \|\nabla f\|^2 d\lambda_{\Omega}}{\left(\int_{\Sigma} f^2 d\lambda_{\Sigma}\right)^2}$$

is the first nontrivial eigenvalue of the Steklov-problem c.f. [12]

$$\begin{cases} \Delta f = 0 & \text{in } \Omega, \\ \frac{\partial f}{\partial \nu} = \sigma f & \text{on } \partial\Omega. \end{cases}$$

Escobar [9] showed $\sigma \geq \frac{k_2}{2}$ in this case. \square

Alternatively, we obtain another upper bound for C_{α} by a direct application of Reilly's formula.

Proposition 3.6. *Under assumption (M) it holds that*

$$C_{\alpha} \leq \max\left(\frac{(3d-1)(1-\alpha)}{d\alpha k_2} \frac{|\Omega|}{|\partial\Omega|}, \frac{d-1}{dk_R}\right) =: M_2. \quad (3.11)$$

Proof. We estimate equivalently from below the first nontrivial eigenvalue $\sigma = C_{\alpha}^{-1}$ for the problem

$$\begin{cases} \Delta f + \sigma f = 0 & \text{in } \Omega \\ \Delta^{\tau} f - \gamma \frac{\partial f}{\partial \nu} + \sigma f = 0 & \text{on } \partial\Omega, \end{cases}$$

where $\gamma = \frac{\alpha}{1-\alpha} \frac{|\partial\Omega|}{|\Omega|}$. As in the proof of Proposition 3.3 we apply Reilly's formula (3.10) to the corresponding eigenfunction f . In this case, for the l.h.s. we estimate

$$\begin{aligned} \int_{\Omega} ((\Delta f)^2 - \|\nabla^2 f\|^2) dx &\leq \frac{d-1}{d} \int_{\Omega} (\Delta f)^2 dx = -\frac{d-1}{d} \sigma \int_{\Omega} f \Delta f dx \\ &= \frac{d-1}{d} \sigma \int_{\Omega} \|\nabla f\|^2 dx - \frac{d-1}{d} \sigma \int_{\Sigma} \frac{\partial f}{\partial \nu} f dS \\ &= \frac{d-1}{d} \sigma \int_{\Omega} \|\nabla f\|^2 dx - \frac{d-1}{d} \frac{\sigma}{\gamma} \int_{\Sigma} (\Delta^{\tau} f + \sigma f) f dS \\ &= \frac{d-1}{d} \sigma \int_{\Omega} \|\nabla f\|^2 dx + \frac{d-1}{d} \frac{\sigma}{\gamma} \int_{\Sigma} \|\nabla^{\tau} f\|^2 dS - \frac{d-1}{d} \frac{\sigma^2}{\gamma} \int_{\Sigma} f^2 dS \\ &\leq \frac{d-1}{d} \sigma \int_{\Omega} \|\nabla f\|^2 dx + \frac{d-1}{d} \frac{\sigma}{\gamma} \int_{\Sigma} \|\nabla^{\tau} f\|^2 dS. \end{aligned}$$

Since

$$\begin{aligned} \int_{\Sigma} \frac{\partial f}{\partial \nu} \Delta^{\tau} f dS &= \frac{1}{\gamma} \int_{\Sigma} (\Delta^{\tau} f + \sigma f) \Delta^{\tau} f dS \\ &= \frac{1}{\gamma} \int_{\Sigma} (\Delta^{\tau} f)^2 dS - \frac{\sigma}{\gamma} \int_{\Sigma} \|\nabla^{\tau} f\|^2 dS \geq -\frac{\sigma}{\gamma} \int_{\Sigma} \|\nabla^{\tau} f\|^2 dS \end{aligned}$$

the r.h.s. of (3.10) is bounded from below by

$$\begin{aligned} k_R \int_{\Omega} \|\nabla f\|^2 dx - \frac{2\sigma}{\gamma} \int_{\Sigma} \|\nabla^{\tau} f\|^2 dS + \int_{\Sigma} h \left| \frac{\partial f}{\partial \nu} \right|^2 dS + k_2 \int_{\Sigma} \|\nabla^{\tau} f\|^2 dS \\ \geq k_R \int_{\Omega} \|\nabla f\|^2 dx - \frac{2\sigma}{\gamma} \int_{\Sigma} \|\nabla^{\tau} f\|^2 dS + k_2 \int_{\Sigma} \|\nabla^{\tau} f\|^2 dS. \end{aligned}$$

Combining the two bounds for (3.10) yields

$$\left(\frac{d-1}{d}\sigma - k_R\right) \int_{\Omega} \|\nabla f\|^2 dx \geq \left(k_2 - \frac{3d-1}{d} \frac{\sigma}{\gamma}\right) \int_{\Sigma} \|\nabla^{\tau} f\|^2 dS,$$

which implies that either

$$k_2 - \frac{3d-1}{d} \frac{\sigma}{\gamma} \leq 0, \quad \text{i.e.} \quad \sigma \geq \frac{dk_2\gamma}{3d-1}$$

or

$$\frac{d-1}{d}\sigma - k_R \geq 0, \quad \text{i.e.} \quad \sigma \geq \frac{d}{d-1} k_R.$$

Consequently,

$$\sigma \geq \min\left(\frac{dk_2\gamma}{3d-1}, \frac{d}{d-1} k_R\right).$$

□

Corollary 3.7. *Under assumption (M), it holds that*

$$C_{\alpha} \leq \min(M_1, M_2),$$

where $M_1 = M_1(\alpha)$ and $M_2 = M_2(\alpha)$ are defined by (3.8) and (3.11), respectively.

When α goes to 0, M_1 tends to $\max(C_{\Omega}, \frac{d-1}{dk_R}, C_{\Sigma})$ and M_2 tends to $+\infty$, so the estimation via the interpolation method is always stronger. When α goes to 1, M_1 tends to C_{Ω} and M_2 tends to $\frac{d-1}{dk_R}$, so the relative strength of each method depends on the values of C_{Ω} , d and k_R .

3.3 Brownian motion on balls with partial sticky reflecting boundary diffusion

As in Section 3.1, let $\Omega := B_1$ be the unit ball of \mathbb{R}^2 . Now, define for a fixed $\delta \in (0, 1)$

$$\Sigma = \{(\cos \theta, \sin \theta) \in \partial\Omega : -\delta\pi \leq \theta \leq \delta\pi\}, \quad \Sigma_N := \partial\Omega \setminus \Sigma.$$

Proposition 3.8. *It holds that*

$$C_{\alpha} \leq \max\left(C_{\Omega} + (1-\alpha)K_1(\delta), \frac{4(1-\alpha)\delta^2 + 8\alpha\delta^3 C_{\Omega} + 8\alpha(1-\alpha)\delta^3 K_1(\delta)}{(1-\alpha) + 8\alpha\delta^3}\right), \quad (3.12)$$

where $C_{\Omega} = \frac{1}{\sigma_{\Omega}} \approx \frac{1}{3.39}$ and $K_1(\delta) = \left(\sqrt{1-\delta\pi} + \frac{1}{4}\sqrt{\frac{3}{\delta}}\right)^2$.

As previously, we will start by computing the needed constants C_{Ω} , C_{Σ} , $K_{\Sigma,\Omega}$, K_1 and K_2 . The first constant, $C_{\Omega} = \frac{1}{\sigma_{\Omega}} \approx \frac{1}{3.39}$, remains unchanged.

Lemma 3.9. *The following inequalities hold true*

$$\text{Var}_{\lambda_{\Sigma}} f \leq C_{\Sigma} \int_{\Sigma} \|\nabla^{\tau} f\|^2 d\lambda_{\Sigma}, \quad (3.13)$$

$$\text{Var}_{\lambda_{\Sigma}} f \leq K_{\Sigma,\Omega} \int_{\Omega} \|\nabla f\|^2 d\lambda_{\Omega}, \quad (3.14)$$

where $C_{\Sigma} = 4\delta^2$ and $K_{\Sigma,\Omega} = \frac{1}{2\delta}$.

Proof. Inequality (3.13) corresponds to the Poincaré inequality of the Laplacian on the one-dimensional interval $[-\delta\pi, \delta\pi]$ with Neumann boundary conditions. It is well known (see [2, Prop. 4.5.5]) that the optimal Poincaré constant is given by $C_\Sigma = 4\delta^2$.

Moreover, let us decompose the normalized Hausdorff measure λ_∂ on the sphere $\partial\Omega$ into the normalized Hausdorff measure λ_Σ on Σ and the normalized Hausdorff measure λ_N on Σ_N : $\lambda_\partial = \delta\lambda_\Sigma + (1 - \delta)\lambda_N$. Therefore

$$\text{Var}_{\lambda_\partial} f = \delta \text{Var}_{\lambda_\Sigma} f + (1 - \delta) \text{Var}_{\lambda_N} f + \delta(1 - \delta) \left(\int_\Sigma f d\lambda_\Sigma - \int_{\Sigma_N} f d\lambda_N \right)^2 \geq \delta \text{Var}_{\lambda_\Sigma} f,$$

Furthermore, recall that by inequality (3.2), for any $f \in C^1(\bar{\Omega})$, $\text{Var}_{\lambda_\partial} f \leq \frac{1}{2} \int_\Omega \|\nabla f\|^2 d\lambda_\Omega$. It implies (3.14). \square

Lemma 3.10. *It holds that*

$$\left(\int_\Omega f d\lambda_\Omega - \int_\Sigma f d\lambda_\Sigma \right)^2 \leq K_1(\delta) \int_\Omega \|\nabla f\|^2 d\lambda_\Omega$$

$$\text{with } K_1(\delta) = \left(\sqrt{1 - \delta}\pi + \frac{1}{4}\sqrt{\frac{3}{\delta}} \right)^2.$$

Proof. For every $x \in \Omega \setminus \{0\}$ with polar coordinates (r, θ) , $r \in (0, 1)$, $\theta \in (-\pi, \pi]$, denote by p_x the point of coordinates $(1, \delta\theta)$ on Σ . Obviously, $\int_\Sigma f(y) \lambda_\Sigma(dy) = \int_\Omega f(p_x) \lambda_\Omega(dx)$ and by Jensen's inequality

$$I := \left(\int_\Omega f d\lambda_\Omega - \int_\Sigma f d\lambda_\Sigma \right)^2 \leq \int_\Omega (f(x) - f(p_x))^2 \lambda_\Omega(dx).$$

Define $g(r, \theta) := f(r \cos(\theta), r \sin(\theta))$. Then

$$I \leq \frac{1}{\pi} \int_0^1 \int_{-\pi}^\pi (g(r, \theta) - g(1, \delta\theta))^2 r dr d\theta \leq (\sqrt{J_1} + \sqrt{J_2})^2, \quad (3.15)$$

where $J_1 = \frac{1}{\pi} \int_0^1 \int_{-\pi}^\pi (g(r, \theta) - g(r, \delta\theta))^2 r dr d\theta$ and $J_2 = \frac{1}{\pi} \int_0^1 \int_{-\pi}^\pi (g(r, \delta\theta) - g(1, \delta\theta))^2 r dr d\theta$. On the one hand

$$\begin{aligned} J_1 &= \frac{1}{\pi} \int_0^1 \int_{-\pi}^\pi \left(\int_{\delta\theta}^\theta \frac{\partial g}{\partial \theta}(r, u) du \right)^2 r dr d\theta \leq \frac{1 - \delta}{\pi} \int_0^1 \int_{-\pi}^\pi |\theta| \int_{-\pi}^\pi \left(\frac{\partial g}{\partial \theta} \right)^2 (r, u) du r dr d\theta \\ &\leq (1 - \delta) \pi^2 \frac{1}{\pi} \int_0^1 \int_{-\pi}^\pi \left(\frac{1}{r} \frac{\partial g}{\partial \theta} \right)^2 (r, u) du r dr \leq (1 - \delta) \pi^2 \int_\Omega \|\nabla f\|^2 d\lambda_\Omega. \end{aligned} \quad (3.16)$$

On the other hand

$$J_2 \leq \frac{1}{\pi} \int_0^1 \int_{-\pi}^\pi (1 - r) \int_r^1 \left(\frac{\partial g}{\partial r} \right)^2 (s, \delta\theta) ds r dr d\theta \leq \frac{1}{\pi} \int_0^1 \int_{-\pi}^\pi \left(\frac{\partial g}{\partial r} \right)^2 (s, \delta\theta) \int_0^s (1 - r) r dr ds d\theta.$$

For every $s \in [0, 1]$, $\int_0^s (1 - r) r dr = \frac{s^2}{2} - \frac{s^3}{3} \leq \frac{3s}{16}$, thus

$$J_2 \leq \frac{3}{16\delta\pi} \int_0^1 \int_{-\delta\pi}^{\delta\pi} \left(\frac{\partial g}{\partial r} \right)^2 (s, u) s ds du \leq \frac{3}{16\delta} \int_\Omega \|\nabla f\|^2 d\lambda_\Omega. \quad (3.17)$$

The proof of the lemma is completed by putting together (3.15), (3.16) and (3.17). \square

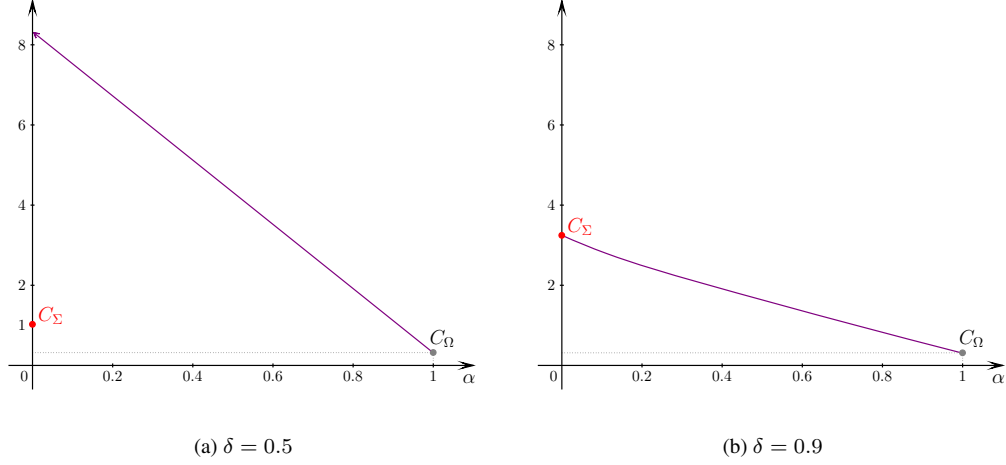


Figure 2: The above two figures show the upper estimate given by the r.h.s of (3.12). In the case $\delta = 0.9$ (Figure 2b), the curve interpolates between the extremal constants C_Σ and C_Ω , as opposed to the half-sphere case (Figure 2a).

Proof of Proposition 3.8. We apply Proposition 2.1 with $C_\Omega = \frac{1}{\sigma_\Omega}$, $C_\Sigma = 4\delta^2$, $K_{\Sigma,\Omega} = \frac{1}{2\delta}$, $K_1(\delta) = \left(\sqrt{1-\delta\pi} + \frac{1}{4}\sqrt{\frac{3}{\delta}}\right)^2$ and $K_2 = 0$. \square

For δ sufficiently large, the map $\alpha \mapsto C_\alpha$ is continuous at $\alpha = 0$. Indeed, by Proposition 2.2, a sufficient condition is $C_\Sigma(\delta) > C_\Omega + K_1(\delta)$, that is

$$4\delta^2 > \frac{1}{\sigma_\Omega} + \left(\sqrt{1-\delta\pi} + \frac{1}{4}\sqrt{\frac{3}{\delta}}\right)^2,$$

which is satisfied for any $\delta \geq 0.862$.

3.4 Ball with a needle

Our final example is the unit ball $\Omega = B_1$ of \mathbb{R}^2 with a needle \mathcal{L} of length L attached to one point of the boundary, i.e. $\mathcal{L} := \{(x, 0) : 1 \leq x \leq L+1\}$, see Figure 3. The attachment point and the endpoint of the needle are denoted by $x_0 := (1, 0)$ and $x_L = (L+1, 0)$, respectively.

In that setting, we define $\bar{\Omega} = \bar{B}_1 \cup \mathcal{L}$, $\Sigma = \partial B_1 \cup \mathcal{L}$ and

$$\lambda_\alpha = \alpha\lambda_\Omega + (1-\alpha)\lambda_\Sigma,$$

where λ_Ω is as previously the normalized Lebesgue measure on Ω and $\lambda_\Sigma = \frac{2\pi}{2\pi+L}\lambda_\partial + \frac{L}{2\pi+L}\lambda_\mathcal{L}$, with λ_∂ and $\lambda_\mathcal{L}$ being the normalized Hausdorff measures on $\partial\Omega$ and \mathcal{L} , respectively. We choose

$$\mathcal{D}_0 = \left\{ f \in C_0(\bar{\Omega}) \cap C^1(\bar{\Omega} \setminus \{x_0\}) \mid \frac{\partial f}{\partial e_1} + \frac{\partial f}{\partial e_2} + \frac{\partial f}{\partial e_3} = 0 \text{ at } x_0 \right\},$$

where $e_1 = (0, 1)$, $e_2 = (0, -1)$ and $e_3 = (1, 0)$ are the three "tangent" vectors to Σ at point x_0 , and $D := \nabla$, $D^\tau := \sqrt{\beta}\nabla^\tau$, which is well defined in $\Sigma \setminus \{x_0\}$. With this choice, for $\alpha \in [0, 1]$ $(\mathcal{E}_\alpha, \mathcal{D}_0)$ is

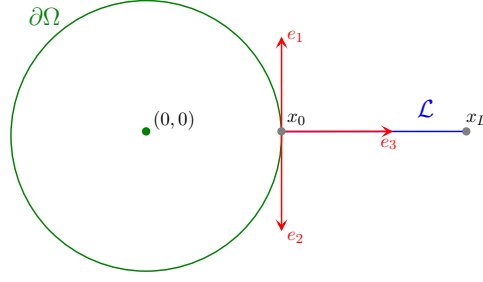


Figure 3: The ball (in green) is denoted by Ω , the boundary of the ball is denoted by $\partial\Omega$ and the needle (in blue) is denoted by \mathcal{L} .

a pre-Dirichlet form on $L^2(\overline{\Omega}, \lambda_\alpha)$, whose closure generates Brownian motion on Ω with sticky boundary diffusion on Σ , i.e. whose generator is given by

$$A_\alpha(f) = \Delta f \mathbb{1}_\Omega + \beta \Delta_\Sigma f \mathbb{1}_\Sigma - \frac{\alpha}{1-\alpha} \frac{2\pi + L}{\pi} \frac{\partial f}{\partial \nu} \mathbb{1}_{\partial\Omega},$$

with Δ_Σ being the generator of the canonical diffusion on Σ with reflecting boundary condition at x_L . As before, the optimal Poincaré constant C_α for A_α is given by

$$C_\alpha := \sup_{\substack{f \in \mathcal{D}_0 \\ \mathcal{E}_\alpha(f) > 0}} \frac{\text{Var}_{\lambda_\alpha} f}{\mathcal{E}_\alpha(f)},$$

and let $C_\Omega := C_1$ and $C_\Sigma := C_0$. In this case the following estimate is obtained.

Proposition 3.11.

$$C_\alpha \leq \max \left(\frac{1}{\sigma_\Omega} + \frac{3}{8}(1-\alpha), \frac{1}{\beta\gamma_L} + \alpha \frac{L^2(\pi + L)}{\beta(2\pi + L)} \right),$$

where $\gamma_L > 0$ is the smallest positive solution to

$$2 \cos(\sqrt{\gamma}L)(1 - \cos(\sqrt{\gamma}2\pi)) + \sin(\sqrt{\gamma}L) \sin(\sqrt{\gamma}2\pi) = 0. \quad (3.18)$$

Note that $\gamma_L \leq 1$ for any $L > 0$ and if $L = 2\pi$, $\gamma_{2\pi} = \left(\frac{\arccos(-1/3)}{2\pi} \right)^2 \approx 0.0925$.

Let us compute the constants needed to apply Proposition 2.1. As we do not expect an inequality of type (2.2) to hold in that case, we set $K_{\Sigma, \Omega} := +\infty$. Moreover, C_Σ can be computed exactly as follows.

Lemma 3.12. *In this case, $C_\Sigma = \frac{1}{\beta\gamma_L}$.*

Proof. The constant $\frac{1}{C_\Sigma}$ is the smallest non-zero eigenvalue γ of the following problem:

$$\begin{cases} \beta \Delta^\tau f = -\gamma f & \text{on } \Sigma \setminus \{x_0\}, \\ \frac{\partial f}{\partial \nu} = 0 & \text{at point } x_L, \\ \frac{\partial f}{\partial e_1} + \frac{\partial f}{\partial e_2} + \frac{\partial f}{\partial e_3} = 0 & \text{at point } x_0, \end{cases}$$

where Δ^τ is the Laplace-Beltrami operator on $\partial\Omega$ and \mathcal{L} . A general solution to that boundary value problem is given by

$$f(x) = \begin{cases} A \cos(\sqrt{\frac{\gamma}{\beta}}y) + B \sin(\sqrt{\frac{\gamma}{\beta}}y) & \text{if } x = (y, 0) \in \mathcal{L}, \\ C \cos(\sqrt{\frac{\gamma}{\beta}}\theta) + D \sin(\sqrt{\frac{\gamma}{\beta}}\theta) & \text{if } x = (\cos \theta, \sin \theta) \in \partial\Omega, \end{cases}$$

where A, B, C and D have to satisfy the continuity assumption of f at point x_0 and both boundary conditions, that is:

$$\begin{cases} A = C = C \cos(\sqrt{\frac{\gamma}{\beta}}2\pi) + D \sin(\sqrt{\frac{\gamma}{\beta}}2\pi), \\ 0 = -A \sin(\sqrt{\frac{\gamma}{\beta}}L) + B \cos(\sqrt{\frac{\gamma}{\beta}}L), \\ 0 = B + D + C \sin(\sqrt{\frac{\gamma}{\beta}}2\pi) - D \cos(\sqrt{\frac{\gamma}{\beta}}2\pi). \end{cases}$$

A short computation shows that this system has a non-trivial solution if and only if $\frac{\gamma}{\beta}$ solves (3.18). Therefore, $\frac{1}{C_\Sigma} = \beta\gamma_L$. Obviously, $\gamma = 1$ is a solution to (3.18), thus $\gamma_L \leq 1$. \square

Next, we look for the constants K_1 and K_2 .

Lemma 3.13. *Inequality (2.3) holds with $K_1 = \frac{3}{8}$ and $K_2 = \frac{L^2(\pi+L)}{\beta(2\pi+L)}$.*

Proof. Recall that $\Sigma = \partial\Omega \cup \mathcal{L}$. Let us insert the average of f over $\partial\Omega$ as follows:

$$\begin{aligned} \left(\int_{\Omega} f d\lambda_{\Omega} - \int_{\Sigma} f d\lambda_{\Sigma} \right)^2 &\leq 2 \left(\int_{\Omega} f d\lambda_{\Omega} - \int_{\partial\Omega} f d\lambda_{\partial} \right)^2 + 2 \left(\int_{\partial\Omega} f d\lambda_{\partial} - \int_{\Sigma} f d\lambda_{\Sigma} \right)^2 \\ &\leq \frac{3}{8} \int_{\Omega} \|\nabla f\|^2 d\lambda_{\Omega} + 2 \left(\int_{\partial\Omega} f d\lambda_{\partial} - \int_{\Sigma} f d\lambda_{\Sigma} \right)^2, \end{aligned}$$

where the second inequality follows directly from (3.3). Moreover, recalling that $\lambda_{\Sigma} = \frac{2\pi}{2\pi+L}\lambda_{\partial} + \frac{L}{2\pi+L}\lambda_{\mathcal{L}}$

$$\left(\int_{\partial\Omega} f d\lambda_{\partial} - \int_{\Sigma} f d\lambda_{\Sigma} \right)^2 = \frac{L^2}{(2\pi+L)^2} \left(\int_{\partial\Omega} f d\lambda_{\partial} - \int_{\mathcal{L}} f d\lambda_{\mathcal{L}} \right)^2.$$

For every $x = (\cos \theta, \sin \theta) \in \partial\Omega$, with $\theta \in (-\pi, \pi]$, we denote by p_x the point of \mathcal{L} with coordinates $(1 + L - \frac{|\theta|L}{\pi}, 0)$. It follows that

$$\left(\int_{\partial\Omega} f d\lambda_{\partial} - \int_{\mathcal{L}} f d\lambda_{\mathcal{L}} \right)^2 = \left(\int_{\partial\Omega} (f(x) - f(p_x)) d\lambda_{\partial} \right)^2 \leq \int_{\partial\Omega} (f(x) - f(p_x))^2 d\lambda_{\partial}.$$

Denoting by λ_{∂}^+ and λ_{∂}^- the normalized Hausdorff measures on $\partial\Omega^+ := \{(x, y) \in \partial\Omega : y > 0\}$ and $\partial\Omega^- := \{(x, y) \in \partial\Omega : y < 0\}$, respectively,

$$\int_{\partial\Omega} (f(x) - f(p_x))^2 d\lambda_{\partial} = \frac{1}{2} \int_{\partial\Omega^+} (f(x) - f(p_x))^2 d\lambda_{\partial}^+ + \frac{1}{2} \int_{\partial\Omega^-} (f(x) - f(p_x))^2 d\lambda_{\partial}^-.$$

Moreover, for any \mathcal{C}^1 -function $g : [-\pi, L] \rightarrow \mathbb{R}$,

$$\frac{1}{\pi} \int_0^{\pi} |g(-\theta) - g(L - \frac{\theta L}{\pi})|^2 d\theta \leq \frac{\pi+L}{2} \int_{-\pi}^L |g'(t)|^2 dt,$$

so we deduce, identifying $\partial\Omega^+$ with $[-\pi, 0]$ and \mathcal{L} with $[0, L]$, that

$$\int_{\partial\Omega^+} (f(x) - f(p_x))^2 d\lambda_{\partial}^+ \leq \frac{\pi + L}{2} \left(\pi \int_{\partial\Omega^+} \|\nabla^\tau f\|^2 d\lambda_{\partial}^+ + L \int_{\mathcal{L}} \|\nabla^\tau f\|^2 d\lambda_{\mathcal{L}} \right)$$

and using symmetry to deal with $\partial\Omega^-$, we obtain

$$\begin{aligned} \int_{\partial\Omega} (f(x) - f(p_x))^2 d\lambda_{\partial} &\leq \frac{\pi + L}{4} \left(\pi \int_{\partial\Omega^+} \|\nabla^\tau f\|^2 d\lambda_{\partial}^+ + \pi \int_{\partial\Omega^-} \|\nabla^\tau f\|^2 d\lambda_{\partial}^- + 2L \int_{\mathcal{L}} \|\nabla^\tau f\|^2 d\lambda_{\mathcal{L}} \right) \\ &\leq \frac{(\pi + L)(2\pi + L)}{2} \int_{\Sigma} \|\nabla^\tau f\|^2 d\lambda_{\Sigma}. \end{aligned}$$

Putting together the above inequalities, we get

$$\left(\int_{\Omega} f d\lambda_{\Omega} - \int_{\Sigma} f d\lambda_{\Sigma} \right)^2 \leq \frac{3}{8} \int_{\Omega} \|\nabla f\|^2 d\lambda_{\Omega} + 2 \frac{L^2}{(2\pi + L)^2} \frac{(\pi + L)(2\pi + L)}{2\beta} \int_{\Sigma} \beta \|\nabla^\tau f\|^2 d\lambda_{\Sigma}$$

which leads to inequality (2.3) with $K_1 = \frac{3}{8}$ and $K_2 = \frac{L^2(\pi+L)}{\beta(2\pi+L)}$. \square

Proof of Proposition 3.11. Since $K_{\Sigma, \Omega} = \infty$, we immediately get from Proposition 2.1 that

$$C_{\alpha} \leq \max(C_{\Omega} + (1 - \alpha)K_1, \alpha K_2, C_{\Sigma} + \alpha K_2) = \max(C_{\Omega} + (1 - \alpha)K_1, C_{\Sigma} + \alpha K_2).$$

Therefore,

$$C_{\alpha} \leq \max \left(\frac{1}{\sigma_{\Omega}} + \frac{3}{8}(1 - \alpha), \frac{1}{\beta\gamma_L} + \alpha \frac{L^2(\pi + L)}{\beta(2\pi + L)} \right), \quad (3.19)$$

where $\sigma_{\Omega} \approx 3.39$. \square

Remark 3.14. If β is large enough, that is if the diffusion velocity is larger on Σ than on Ω , then the first term in (3.19) dominates. Precisely, if $\beta \geq \sigma_{\Omega} \left(\frac{1}{\gamma_L} + \frac{L^2(\pi+L)}{2\pi+L} \right)$, then (3.19) rewrites for any α

$$C_{\alpha} \leq \frac{1}{\sigma_{\Omega}} + \frac{3}{8}(1 - \alpha).$$

Conversely, if $\beta \leq \frac{1}{\gamma_L} \left(\frac{1}{\sigma_{\Omega}} + \frac{3}{8} \right)^{-1}$, then (3.19) rewrites for any α

$$C_{\alpha} \leq \frac{1}{\beta\gamma_L} + \alpha \frac{L^2(\pi + L)}{\beta(2\pi + L)}.$$

References

- [1] Alexander Aurell and Boualem Djehiche, *Behavior near walls in the mean-field approach to crowd dynamics*, SIAM J. Appl. Math. **80** (2020), no. 3, 1153–1174. MR 4096131
- [2] Dominique Bakry, Ivan Gentil, and Michel Ledoux, *Analysis and geometry of Markov diffusion operators*, Grundlehren der Mathematischen Wissenschaften [Fundamental Principles of Mathematical Sciences], vol. 348, Springer, Cham, 2014. MR 3155209

- [3] William Beckner, *Sharp Sobolev inequalities on the sphere and the Moser-Trudinger inequality*, Ann. of Math. (2) **138** (1993), no. 1, 213–242. MR 1230930
- [4] Rodney Josué Biezuner, *Best constants in Sobolev trace inequalities*, Nonlinear Anal. **54** (2003), no. 3, 575–589. MR 1978428
- [5] Julián Fernández Bonder, Julio D. Rossi, and Raúl Ferreira, *Uniform bounds for the best Sobolev trace constant*, Adv. Nonlinear Stud. **3** (2003), no. 2, 181–192. MR 1971310
- [6] Jean-Michel Bony, Philippe Courrège, and Pierre Priouret, *Semi-groupes de Feller sur une variété à bord compacte et problèmes aux limites intégral-différentiels du second ordre donnant lieu au principe du maximum*, Ann. Inst. Fourier (Grenoble) **18** (1968), no. fasc. 2, 369–521 (1969). MR 245085
- [7] Jean-Dominique Deuschel, Giambattista Giacomini, and Lorenzo Zambotti, *Scaling limits of equilibrium wetting models in $(1+1)$ -dimension*, Probab. Theory Related Fields **132** (2005), no. 4, 471–500. MR 2198199
- [8] Klaus-Jochen Engel, *The Laplacian on $C(\overline{\Omega})$ with generalized Wentzell boundary conditions*, Arch. Math. (Basel) **81** (2003), no. 5, 548–558. MR 2029716
- [9] José F. Escobar, *The geometry of the first non-zero Stekloff eigenvalue*, J. Funct. Anal. **150** (1997), no. 2, 544–556. MR 1479552
- [10] Torben Fattler, Martin Grothaus, and Robert Voßhall, *Construction and analysis of a sticky reflected distorted Brownian motion*, Ann. Inst. Henri Poincaré Probab. Stat. **52** (2016), no. 2, 735–762. MR 3498008
- [11] Vincenzo Ferone, Carlo Nitsch, and Cristina Trombetti, *On a conjectured reverse Faber-Krahn inequality for a Steklov-type Laplacian eigenvalue*, Commun. Pure Appl. Anal. **14** (2015), no. 1, 63–82. MR 3299025
- [12] Alexandre Girouard and Iosif Polterovich, *Spectral geometry of the Steklov problem (survey article)*, J. Spectr. Theory **7** (2017), no. 2, 321–359. MR 3662010
- [13] Gisèle Ruiz Goldstein, *Derivation and physical interpretation of general boundary conditions*, Adv. Differential Equations **11** (2006), no. 4, 457–480. MR 2215623
- [14] Gisèle Ruiz Goldstein, Jerome A. Goldstein, Davide Guidetti, and Silvia Romanelli, *Maximal regularity, analytic semigroups, and dynamic and general Wentzell boundary conditions with a diffusion term on the boundary*, Ann. Mat. Pura Appl. (4) **199** (2020), no. 1, 127–146. MR 4065110
- [15] Martin Grothaus and Robert Voßhall, *Stochastic differential equations with sticky reflection and boundary diffusion*, Electron. J. Probab. **22** (2017), Paper No. 7, 37. MR 3613700

- [16] Nobuyuki Ikeda, *On the construction of two-dimensional diffusion processes satisfying Wentzell's boundary conditions and its application to boundary value problems*, Mem. Coll. Sci. Univ. Kyoto Ser. A. Math. **33** (1960/61), 367–427. MR 126883
- [17] James Kennedy, *An isoperimetric inequality for the second eigenvalue of the Laplacian with Robin boundary conditions*, Proc. Amer. Math. Soc. **137** (2009), no. 2, 627–633. MR 2448584
- [18] Alexander V. Kolesnikov and Emanuel Milman, *Brascamp-Lieb-type inequalities on weighted Riemannian manifolds with boundary*, J. Geom. Anal. **27** (2017), no. 2, 1680–1702. MR 3625169
- [19] Vitalii Konarovskyi and Max von Renesse, *Reversible coalescing-fragmentating Wasserstein dynamics on the real line*, 2017.
- [20] Nikolay Kuznetsov and Alexander Nazarov, *Sharp constants in the Poincaré, Steklov and related inequalities (a survey)*, Matematika **61** (2015), no. 2, 328–344. MR 3343056
- [21] Yanyan Li and Meijun Zhu, *Sharp Sobolev trace inequalities on Riemannian manifolds with boundaries*, Comm. Pure Appl. Math. **50** (1997), no. 5, 449–487. MR 1443055
- [22] Svetlana Matculevich and Sergey Repin, *Explicit constants in Poincaré-type inequalities for simplicial domains and application to a posteriori estimates*, Comput. Methods Appl. Math. **16** (2016), no. 2, 277–298. MR 3483617
- [23] Umberto Mosco, *Composite media and asymptotic Dirichlet forms*, J. Funct. Anal. **123** (1994), no. 2, 368–421. MR 1283033
- [24] Delio Mugnolo, Robin Nittka, and Olaf Post, *Norm convergence of sectorial operators on varying Hilbert spaces*, Oper. Matrices **7** (2013), no. 4, 955–995. MR 3154581
- [25] Delio Mugnolo and Silvia Romanelli, *Dirichlet forms for general Wentzell boundary conditions, analytic semigroups, and cosine operator functions*, Electron. J. Differential Equations (2006), No. 118, 20. MR 2255233
- [26] A. I. Nazarov and S. I. Repin, *Exact constants in Poincaré type inequalities for functions with zero mean boundary traces*, Math. Methods Appl. Sci. **38** (2015), no. 15, 3195–3207. MR 3400329
- [27] Andreas Nonnenmacher and Martin Grothaus, *Overdamped limit of generalized stochastic hamiltonian systems for singular interaction potentials*, 2018.
- [28] Robert C. Reilly, *Applications of the Hessian operator in a Riemannian manifold*, Indiana Univ. Math. J. **26** (1977), no. 3, 459–472. MR 474149
- [29] Julio D. Rossi, *First variations of the best Sobolev trace constant with respect to the domain*, Canad. Math. Bull. **51** (2008), no. 1, 140–145. MR 2384747

- [30] Abdolhakim Shouman, *Generalization of Philippin's results for the first Robin eigenvalue and estimates for eigenvalues of the bi-drifting Laplacian*, Ann. Global Anal. Geom. **55** (2019), no. 4, 805–817. MR 3951758
- [31] M. A. Shubin, *Pseudodifferential operators and spectral theory*, second ed., Springer-Verlag, Berlin, 2001, Translated from the 1978 Russian original by Stig I. Andersson. MR 1852334
- [32] Kazuaki Taira, *Boundary value problems and Markov processes*, third ed., Lecture Notes in Mathematics, vol. 1499, Springer, Cham, [2020] ©2020, Functional analysis methods for Markov processes. MR 4176673
- [33] Satoshi Takanobu and Shinzo Watanabe, *On the existence and uniqueness of diffusion processes with Wentzell's boundary conditions*, J. Math. Kyoto Univ. **28** (1988), no. 1, 71–80. MR 929208
- [34] A. D. Ventcel, *On boundary conditions for multi-dimensional diffusion processes*, Theor. Probability Appl. **4** (1959), 164–177. MR 121855
- [35] Hendrik Vogt and Jürgen Voigt, *Wentzell boundary conditions in the context of Dirichlet forms*, Adv. Differential Equations **8** (2003), no. 7, 821–842. MR 1988680
- [36] Mahamadi Warma, *The Robin and Wentzell-Robin Laplacians on Lipschitz domains*, Semigroup Forum **73** (2006), no. 1, 10–30. MR 2277314
- [37] Shinzo Watanabe, *On stochastic differential equations for multi-dimensional diffusion processes with boundary conditions. II*, J. Math. Kyoto Univ. **11** (1971), 545–551. MR 287612