

Gravitational wave cosmology with extreme mass-ratio inspirals

Danny Laghi

*Dipartimento di Fisica “Enrico Fermi”, Università di Pisa, and INFN Sezione di Pisa,
I-56127 Pisa, Italy*

We show that the loudest extreme mass-ratio inspirals (EMRIs) detected by the future space-based gravitational wave detector LISA can be used as dark standard sirens, statistically matching their sky localisation region with mock galaxy catalogs. In these Proceedings we focus on a realistic EMRI population scenario and report accuracy predictions for the measure of cosmological parameters, anticipating the potential of EMRIs to simultaneously constrain the Hubble constant, the dark matter, and the dark energy density parameters.

1 Introduction

The Laser Interferometer Space Antenna (LISA) promises access to the mHz frequency window of the gravitational wave (GW) spectrum¹. Extreme mass-ratio inspirals (EMRIs) are inspiralling binary black hole systems formed by a massive black hole ($\sim 10^6 M_\odot$) and a smaller compact object ($\sim 10 M_\odot$) that will be detected by LISA. In these Proceedings we assume a realistic EMRI population scenario and give: i) accuracy predictions for $h \equiv H_0/100 \text{ km}^{-1} \text{ s Mpc}$ and w_0 , the dark energy (DE) equation-of-state parameter, for both 4 and 10 years of LISA mission²; ii) *preliminary* accuracy predictions for h jointly inferred with the density parameters Ω_m and Ω_Λ (or equivalently Ω_k) for 10 years of LISA mission. Our method is based on the joint use of these *dark sirens* measured distance along with their redshift, obtained by statistically matching³ their sky localisation region with mock galaxy catalogs. We show that high signal-to-noise-ratio (SNR) EMRIs are well-suited for doing cosmological Bayesian inference with dark sirens.

2 EMRI & Galaxy Catalogs

We use EMRI catalogs⁴ which assume 10 years of LISA mission lifetime with an arm-length baseline of $\sim 2.5 \times 10^6 \text{ km}$, while we use galaxy catalogs⁵ which are based on the Millennium Simulation⁶. We assume as nominal *true* cosmology the Millennium one, i.e., $h = 0.73$, $\Omega_m = 0.25$, $\Omega_\Lambda = 0.75$. Here we focus on a *fiducial* EMRI scenario (in a dedicated study² we have also investigated more pessimistic and optimistic scenarios, the grade of confidence reflecting the number of available events). To each EMRI we associate a true and potential hosts drawn from the galaxy catalog, that we use up to $z < 1$. Possible hosts are any galaxies with stellar mass $M_* > 10^{10} M_\odot$ that lie within the 2σ credible region for the GW direction and distance, for at least one value of the cosmological parameters within the prior range. This selects a 3D co-moving volume in direction and redshift containing $N_{g,i}$ possible hosts for the i 'th EMRI, each host having sky position (θ_j, ϕ_j) and redshift z_j . To account for statistical fluctuations in the galaxy distribution, that we verified to be complete out to $z \sim 0.5$, we repeat the host-drawing procedure three times for each EMRI scenario. We select and analyse only the most informative events with $\text{SNR} > 100$. In Fig. 1 we show the relevant properties of our fiducial EMRI model.

3 Bayesian Inference

According to Bayes' theorem, the *posterior* probability distribution for the cosmological parameters Ω is:

$$p(\Omega | D \mathcal{H} I) = p(\Omega | \mathcal{H} I) \frac{p(D | \Omega \mathcal{H} I)}{p(D | \mathcal{H} I)},$$

where \mathcal{H} is our cosmological model, which assumes a flat Friedmann-Lemaître-Robertson-Walker metric prescribing a luminosity distance-redshift functional relation, $d_L = d(\Omega, z)$, I represents all the relevant background information, and $D \equiv \{D_1, \dots, D_N\}$ is the set of GW observations, with D_i the data from the i 'th EMRI event. The LISA 3D error volume is approximated by a multivariate Gaussian distribution:

$$p(D_i | \Theta) = \frac{1}{\sqrt{(2\pi)^3 |\Sigma|}} \exp \left\{ -\frac{1}{2} \tilde{\Theta}_i^T \Sigma^{-1} \tilde{\Theta}_i \right\},$$

where $\tilde{\Theta}_i \equiv \Theta - \hat{\Theta}_i(D_i)$, and the 3D parameter vector includes the source luminosity distance, the cosine of its declination, and its right ascension, i.e., $\Theta = (d_L, \cos \theta_{gw}, \phi_{gw})$. The vector $\hat{\Theta}_i(D_i) = (\hat{d}_L, \cos \hat{\theta}_{gw}, \hat{\phi}_{gw})_i$ defines the best measured values of the parameters. Σ is the 3D correlation matrix, which we extract from the full 15D correlation matrix of the EMRI parameter estimation⁴. We expect the observed events to have almost zero correlation with each other; thus the likelihood function can be written as:

$$p(D | \Omega \mathcal{H} I) = \prod_{i=1}^N p(D_i | \Omega \mathcal{H} I).$$

Assuming that correlations between the LISA measurements of the sky position angles and distance can be neglected, the single-event likelihood that we use is given by:

$$p(D_i | \Omega \mathcal{H} I) = \frac{1}{2\pi} \int dz_{gw,i} \sum_{j=1}^{N_{g,i}} \frac{w_j}{\sigma_{z_j} \sqrt{\sigma_{\hat{d}_L,i}^2 + \sigma_{WL,i}^2}} \times \exp \left\{ -\frac{1}{2} \left[\frac{(z_j - z_{gw,i})^2}{\sigma_{z_j}^2} + \frac{(\hat{d}_L,i - d(\Omega, z_{gw,i}))^2}{\sigma_{\hat{d}_L,i}^2 + \sigma_{WL,i}^2} \right] \right\},$$

where w_j are weights computed from $p(D_i | \Theta)$ marginalised over d_L and evaluated at the sky position angles (θ_j, ϕ_j) of the galaxy j . We account for the galaxy peculiar velocity uncertainty with σ_{z_j} ⁷, while including the weak lensing contribution $\sigma_{WL,i}$ in the distance measure uncertainty⁸. We verified that both selection and completeness effects do not significantly affect our conclusions. We explore the posterior distribution $p(\Omega | D \mathcal{H} I)$ using `cpnest`⁹, a parallel nested sampling algorithm implemented in `Python`. The inference code utilised in this paper is publicly available in a dedicated `GitHub` repository¹⁰.

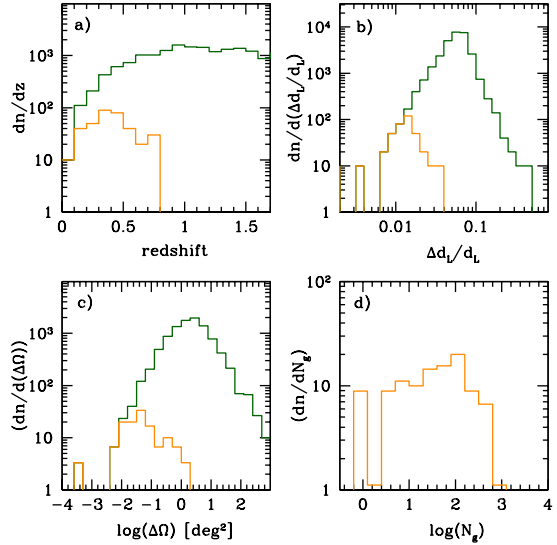


Figure 1 – Properties of our fiducial EMRI model. Green histograms in panels a), b), and c) show the redshift, luminosity distance error ($\Delta d_L/d_L$), and sky location error ($\Delta\Omega$) distributions, respectively, for the entire EMRI population detected by LISA in 10 years of operations ($\mathcal{O}(3000)$ with $\text{SNR} > 20$). For the purpose of our analysis we select only systems with $\text{SNR} > 100$, which are $N = \mathcal{O}(30)$. This selection criterion automatically selects the most informative events within $z \lesssim 0.75$, i.e., well-localised events with relatively few hosts ($N_g \lesssim 1000$). Orange histograms in panels a), b), and c) show these events. Panel d) shows the distribution of the number of candidate hosts within the 3D 2σ error volume, averaged over the three realisations of the model.

4 Fiducial EMRI Model

In these Proceedings, we focus on our fiducial EMRI population model, assuming both 4 and 10 years of LISA observation; we consider two cosmological scenarios:

i) a Λ CDM scenario, characterized by a parameter space $\Omega \equiv \{h, \Omega_m\}$ to be explored, assuming a uniform prior range $h \in [0.6, 0.86]$ and $\Omega_m \in [0.04, 0.5]$, with fiducial values dictated by the Millennium run;

ii) a DE scenario, in which we assume $(h, \Omega_m, \Omega_\Lambda)$ to be pre-determined by other probes at the values of the Millennium run and we search on the parameters $\Omega \equiv \{w_0, w_a\}$ defining the DE equation of state $w(z) = w_0 + z/(1+z)w_a$, drawing from the uniform prior range $w_0 \in [-3, -0.3]$, $w_a \in [-1, 1]$, with fiducial values $w_0 = -1$ and $w_a = 0$, corresponding to the cosmological constant Λ .

For the 10-year analysis, posteriors are averaged over the analyses of the three different 10-year realisations, while for the 4-year case we draw three sets of events according to a Poisson distribution from each 10-year realisation, for a total of nine 4-year realisations, which then we separately analyse and average. Assuming a ten (four) year LISA mission, H_0 and w_0 are constrained to $\sim 1.5\%$ ($\sim 2.5\%$) and $\sim 6.2\%$ ($\sim 7.4\%$), respectively, within 90% credible regions (CRs). Our Λ CDM results can be easily illustrated with a d_L - z regression line, as in Fig. 2, which is obtained from one of the three 10-year EMRI realisations.

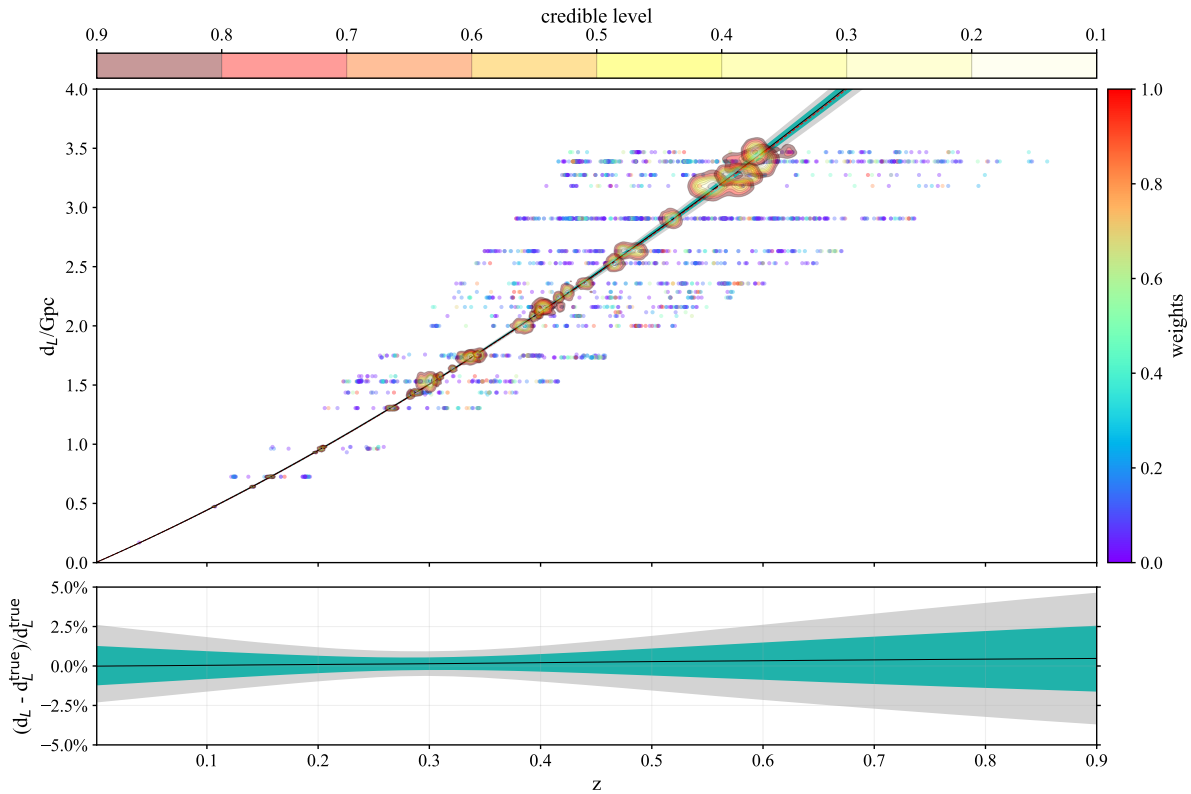


Figure 2 – Regression line for one of the three 10-year realisations of our fiducial EMRI model. The median (solid black) and 68% and 95% CRs are in light seagreen and light gray, respectively. The red dashed line corresponds to the Millennium Simulation fiducial values of h , Ω_m , and Ω_Λ . The coloured blobs show the posterior distribution for z_{gw} and d_L for each EMRI event. The horizontal dots show the redshift of each candidate galaxy host for that particular EMRI. For illustrative purpose, we assigned to each galaxy a luminosity distance equal to \hat{d}_L . The dots are colour-coded from violet to red for increasing values of the weights w_j . The bottom panel shows the residuals of the inferred regression line CRs.

5 Full Λ CDM: Future Prospects

Preliminary investigations of the full Λ CDM scenario, where in addition to the uniform h - Ω_m prior defined above we assume a uniform prior range $\Omega_\Lambda \in [0, 1]$, indicate that, even for moderate-redshift sources such as our loudest EMRIs at $z \lesssim 0.7$, LISA will provide simultaneous constraints on all cosmological parameters. This is shown for our fiducial EMRI scenario in Fig. 3. Preliminary results (90% CR) indicate that, in a 10-year LISA mission, Ω_Λ (or the curvature density Ω_k) could be constrained with an accuracy of $\sim 27\%$ and Ω_m with an accuracy of $\sim 55\%$, while retaining an accuracy on H_0 of $\sim 2\%$. This suggests that the joint inference of all the Λ CDM parameters with LISA standard sirens will be possible.

6 Summary

By using the loudest EMRIs detected by LISA ($\text{SNR} > 100$) as dark standard sirens, we find that constraints on H_0 can reach $\sim 1.1\%$ ($\sim 3.6\%$) accuracy (90% CR), in our best (worst) case scenario². By considering a dynamical DE equation of state, with Λ CDM parameters fixed by other observations, we further show that in our best (worst) case scenario $\sim 5.9\%$ ($\sim 12.3\%$) relative uncertainties (90% CR) can be obtained on w_0 ². Here we also suggest that EMRIs can be potentially used to constrain the Λ CDM model *beyond* Ω_m . These results update the only EMRI cosmological analysis available in the literature to date¹¹. EMRI measurements will be affected by different systematics compared to both electromagnetic and ground-based GW observations, hence they will provide additional independent validation of our present understanding of the Universe.

References

1. Amaro-Seoane, P., et al., [arXiv:1702.00786 \[astro-ph.IM\]](#) (2017).
2. Laghi, D., Tamanini, N., Del Pozzo, W., Sesana, A., Gair, J., and Babak, S., [arXiv:2102.01708 \[astro-ph.CO\]](#) (2021).
3. Schutz, B. F., *Nature* **323**, 310 (1986).
4. Babak, S., et al., *PRD* **95**, 103012 (2017).
5. Henriques, B. M. B., et al., *MNRAS* **421**, 4, 2904 (2012).
6. Springel, V., et al., *Nature* **435**, 7042, 629 (2005).
7. Del Pozzo, W., Sesana, A., and Klein, A., *MNRAS* **475**, 3, 3485 (2018).
8. Tamanini, N., Caprini, C., Barausse, E., Sesana, A., Klein, A., and Petiteau, A., *JCAP* **04**, 002 (2016).
9. Veitch, J., Del Pozzo, W., Cody, and Pitkin, M., [cpnest](#) (2020).
10. Del Pozzo, W., Laghi, D., [cosmolisa](#) (2020).
11. MacLeod, C. L., and Hogan, C. J., *PRD* **77**, 043512 (2007).

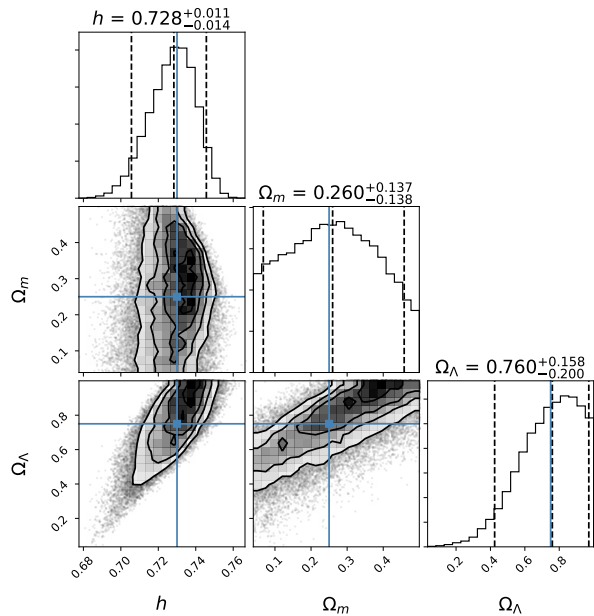


Figure 3 – Posterior distributions obtained by sampling the full Λ CDM cosmological parameter space, $\Omega \equiv \{h, \Omega_m, \Omega_\Lambda\}$, assuming our fiducial EMRI scenario. In each panel, the cyan lines mark the fiducial values and the black dashed lines indicate the median and 90% CRs extracted from the marginalized posterior.