

Intermediate-size fullerenes as degradation products of interstellar PAHs

A. Omont¹ and H. F. Bettinger²

¹ Sorbonne Université, UPMC Université Paris 6 and CNRS, UMR 7095, Institut d'Astrophysique de Paris, France
e-mail: omont@iap.fr

² Institut für Organische Chemie, Universität Tübingen, Auf der Morgenstelle 18, 72076 Tübingen, Germany
e-mail: holger.bettinger@uni-tuebingen.de

July 2, 2021

ABSTRACT

The high interstellar abundances of polycyclic aromatic hydrocarbons (PAHs) and their size distribution are the result of complex chemical processes implying dust, UV radiation, and the main gaseous components (H, C⁺, and O). These processes must explain the high abundance of relatively small PAHs in the diffuse interstellar medium (ISM) and imply the continuous formation of some PAHs that are small enough (number of carbon atoms $N_C < \sim 35$ -50) to be completely dehydrogenated by interstellar UV radiation. The carbon clusters C_n thus formed are constantly exposed to the absorption of ~ 10 -13.6 eV UV photons, allowing isomerization and favoring the formation of the most stable isomers. They might tend to form irregular carbon cages. The frequent accretion of interstellar C⁺ ions could favor further cage isomerization, as is known in the laboratory for C₆₀, possibly yielding most stable fullerenes, such as C₄₀, C₄₄, and C₅₀. These fullerenes are expected to be very stable in the diffuse ISM because C₂ ejection is not possible by single UV photon absorption, but could need rare two-photon absorption. It is possible that at least one of these fullerenes or its cation is as abundant as C₆₀ or C₆₀⁺ in the diffuse ISM, although this abundance is limited by the lack of observed matching features in observed mid-infrared spectra. B3LYP calculations of the visible spectrum for a number of fullerene isomers with $40 \leq N_C \leq 50$ show that they generally have a few spectral bands in the visible range, with f-values in the range of a few 10^{-2} . This could make such fullerenes interesting candidates for the carriers of some diffuse interstellar bands.

Key words. Astrochemistry – ISM: Molecules – ISM: lines and bands – ISM: dust, extinction – Line: identification

1. Introduction

Interstellar carbonaceous macromolecules with a number of carbon atoms, $N_C \sim 30$ -150, which are intermediate between dust particles and the ~ 200 small molecules ($N_C \lesssim 11$) detected to date, mostly by radio astronomy, are an important component of the interstellar medium (ISM) (e.g., Candian et al. 2018; Tielens 2013). They are mostly detected through their infrared (IR) vibrational emission from $3 \mu\text{m}$ to $20 \mu\text{m}$ that results from sporadic IR fluorescence following the absorption of a UV photon. They are found in various components of the ISM that are illuminated by UV radiation: In the general ISM of galaxies that is permeated by the UV radiation of massive stars, that is, mostly diffuse interstellar gas and photodissociation regions; and in the more specific environment of young stars and circumstellar matter of evolved stars in the post-asymptotic-giant-branch (post-AGB) and planetary nebula stages.

The carbon skeleton of these macromolecules is mostly composed of sp^2 aromatic carbon, either plane polycyclic aromatic hydrocarbons (PAHs) or cage fullerenes (with a more marginal presence of sp^3 micro-diamonds). Interstellar PAHs (Léger & Puget 1985; Allamandola et al. 1985, Tielens 2008) are thought to be mostly made of plane fused benzene rings with H-decorated edges, each typically with about 40 to 150 C atoms. Their presence in the ISM is inferred from the strong IR emission in the aromatic bands corresponding to the various CH or C-C vibration modes. However, no individual interstellar PAH is identified yet except for CN-naphthalene, which was detected

very recently in a dense cloud well shielded from UV radiation (McGuire et al. (2021)). Altogether, PAHs typically contain $\sim 10\%$ of all interstellar carbon, which makes them one of the main reservoirs of interstellar carbon together with C⁺, CO, and carbon dust.

Interstellar fullerenes are much less conspicuous than PAHs. Their typical abundance is a few 10^{-4} of interstellar carbon in various environments (but up to 1% in special cases of planetary nebulae, where C₆₀ was first identified by Cami et al. 2010). C₆₀ is the only fullerene that is widely detected from its weak mid-IR features (see, e.g., the introduction of Cami et al. 2018; Berné et al. 2015b). Weaker mid-IR features of C₆₀⁺ are also detected in a few objects (and C₇₀ in one object). C₆₀⁺ has been widely found in the diffuse ISM through its strong diffuse interstellar bands (DIBs) at 9577 Å and 9632 Å (Foing & Ehrenfreund 1994; Campbell et al. 2015).

The formation of interstellar C₆₀ is still debated (e.g., Candian et al. 2018). The most convincing scenarios imply the curvature and closure of sheets of graphene, in which N_C is slightly larger than 60 heated by UV photons (see Section 3.1), or energetic processing of carbon or SiC dust in planetary nebulae (Cami et al. 2018; Bernal et al. 2019). Fullerenes are known to be very stable, especially C₆₀. An energetic process is needed to destroy them, similar to PAHs (see below). However, the lack of CH bonds makes small fullerenes less sensitive to UV photodissociation than PAHs with a similar number of C atoms.

The identification of DIB carriers remains an outstanding problem in astrophysics (see Cox 2011; Cami & Cox 2014 and,

e.g., Introduction of Omont et al. 2019). It is generally agreed that DIB carriers are probably large carbon-based molecules (with ~ 10 -100 atoms) in the gas phase, such as PAHs, fullerenes, or carbon chains. The most stringent constraint on DIB carriers comes from the strength (equivalent width) of the bands, which can be expressed as the product of the carrier abundance by the band oscillator strength f (e.g., Cami 2014; Omont 2016). The equivalent width per unit reddening may be approximately written as (for $N_C \sim 60$)

$$EW(\text{mÅ/mag}) \approx 10^7 f X_{CM}, \quad (1)$$

where X_{CM} denotes the fraction of total interstellar carbon locked up in the M molecule.

The aim of this paper is to extend our previous review of the properties of interstellar fullerene compounds (Omont 2016) by pointing out that in addition to C_{60} , other smaller fullerenes with N_C between about 40 and 50 could be abundant in the diffuse ISM, resulting from the downsizing, dehydrogenation, and photoprocessing of the smallest interstellar PAHs. They could also be interesting candidates for the carriers of DIBs.

This paper is organized as follows. Section 2 and Appendix A summarize a few properties of the smallest interstellar PAHs in the diffuse ISM that are relevant for their eventual degradation into fullerenes. We focus on their size distribution, chemistry, and evolution. Section 3 argues that in the diffuse ISM, we may expect an efficient formation of carbon cages from the smallest PAHs with $N_C \sim 40$ -50 when they are fully dehydrogenated by photodissociation. Section 4 addresses the likely evolution of these cages into the most stable fullerenes, such as C_{50} or C_{44} , through isomerization, which could be favored by C^+ accretion. Sputtering of these fullerenes and the possible resulting abundances are then discussed. In Section 5 we finally consider the possible identification of these interstellar neutral or cation fullerenes through either their mid-IR spectrum or their optical spectrum (for which we performed B3LYP calculations), which could make them interesting carriers of DIBs. General conclusions and future prospects are outlined in Section 6.

2. Size distribution and evolution of the smallest PAHs in the diffuse ISM

The aim of this section is to recall how we understand the abundance and the size distribution of the smallest PAHs in the diffuse ISM, before they can eventually transform into fullerenes through downsizing and dehydrogenation. The details of what follows are outlined in Appendix A, which summarizes the properties of PAHs in the diffuse ISM and their chemical processes and recalls the conclusions of the models of their size distribution.

While the discussions of interstellar PAHs generally refer to regions with strong UV radiation, we here focus on typical interstellar diffuse clouds in which the interstellar absorption leading to DIBs mostly takes place, with a density $n_H = 30$ -100 cm^{-3} , temperature $T = 50$ -100 K, and UV intensity $G_0 = 1$ -10 Habing (Table A.1).

The key features of interstellar PAHs have been recognized since their discovery: They are part of a continuous distribution of aromatic carbonaceous particles that extends to the largest dust grains. Small PAHs with $N_C \lesssim 30$ -40 are absent, however, because their CH bonds are photodissociated. Various chemical processes, including reactions with H, C^+ and O, should explain their size evolution, but are not fully understood. The number N_C of carbon atoms is strongly constrained by the ratios

of the observed aromatic IR bands. The determination of the size distribution is made difficult by the complexity of the unknown PAH-emitting mixture (Appendix A.4), however.

The lower limit of the PAH size distribution is determined by UV photodissociation of the smallest PAHs. Photodissociation of interstellar PAHs has been modeled in many works since their discovery (Appendix A). It is agreed that carbon loss is much slower than aromatic hydrogen loss. However, the estimate of the critical number of carbon atoms below which total dehydrogenation occurs, N_{Ccr} , remains uncertain. We estimate in Appendix A.2 that a wide range must be considered for the value of N_{Ccr} , from ~ 35 to ~ 50 .

The uncertain modeling of the PAH size distribution (Appendix A.4) agrees that the smallest PAHs, with N_C close to N_{Ccr} , represent a significant fraction of all PAHs (see Section 3). More precisely, if we define the total abundance of all PAHs with a given value of N_C , $\chi(N_C) = n(N_C)/n_H$, the order of magnitude of $\chi(N_C)$ should be $\sim 10^{-8}$ for values of N_C close to N_{Ccr} , that is, $X_C(N_C)$ is about $1.5 \cdot 10^{-3}$ of the total interstellar carbon. In addition, the distribution of $X_C(N_C)$ should mildly decrease with N_C .

This size distribution is the result of a rich photochemistry whose main processes are detailed in Appendices A.2 and A.3 and which are summarized in Fig. 1 and Table A.1. PAH processing is dominated by frequent transient heating through UV photon absorption and by ionic accretion reactions, mainly H and O onto PAH cations and C^+ onto neutral PAHs. They may increase the value of N_C or decrease it by ejection of small hydrocarbon molecules C_xH_y or CO. Sporadic UV heating favors the most stable isomers. The complexity of these macromolecules and of their chemical processes makes a precise modeling very difficult if not impossible. Nevertheless, the relatively high abundances of PAHs with N_C close to N_{Ccr} , which cannot be fed from lower N_C values because growth of possible interstellar carbonaceous molecules with $N_C < N_{Ccr}$ seems to be ineffective (Appendix A.4), show the existence of a net downsizing rate from higher N_C values. This effective downsizing processing, which most likely results from sputtering from reactions with O and C^+ , is needed to compensate for the eventual dehydrogenation of the smallest PAHs. Its analysis (Appendix A.4) allows us to derive a rough estimate of the rate of formation of graphenic carbon clusters C_n , which might subsequently efficiently transform into fullerenes, as we argue in the next sections.

3. Formation of cages with $N_C < 60$ from dehydrogenated PAHs in the diffuse ISM

This section describes the likely evolution of interstellar fully dehydrogenated graphene nanoflakes, C_n with $n \sim 35$ -50, sporadically heated by UV-photon absorptions, into carbon cages, that is, close structures made of 2D carbon sheets, similar to fullerenes, but more irregular. We begin by first recalling the similar modeling of formation of interstellar C_{60} from graphene sheets C_n with n slightly greater than 60, and second, the complex models of PAH H-photolysis and isomerization. We then argue that C_{40-50} nanoflakes heated at a temperature close to 1000 K may spontaneously form irregular carbon cages through the same succession of steps as are well documented for C_{60} , and eventually more stable fullerene isomers with the catalytic help of C^+ temporary accretion.

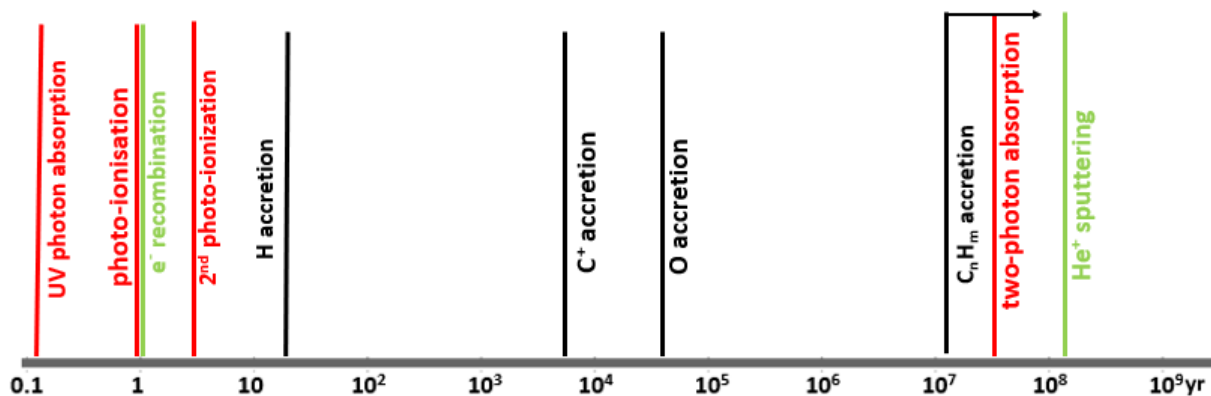


Fig. 1. Estimated orders of magnitude of reaction rates for a typical PAH/PAH⁺ of 50 C atoms in a diffuse interstellar cloud with $n_{\text{H}} = 50 \text{ cm}^{-3}$, $T = 50\text{-}100 \text{ K}$, and a UV intensity $G_0 = 3$ Habing (Table A.1).

3.1. Top-down formation of interstellar C_{60}

As we recalled, the formation of interstellar C_{60} is still debated (e.g., Candian et al. 2018). The most convincing propositions imply curling and closure of sheets of graphene that might be formed from dehydrogenated interstellar PAHs in the ISM in the presence of strong UV radiation (Berné et al. 2012, 2015a; Zhen et al. 2014). These models are based on laboratory data and molecular dynamics simulations. The following two works are especially illuminating about key features of the possible formation of C_{60} in the ISM: i) In situ high-resolution transmission electron microscopy performed by Chuvilin et al. (2010) revealed the formation of spheroidal carbon cages directly from graphene nanoflakes. ii) An accelerated molecular dynamics simulations in the range 300-3000 K allowed Pietrucci & Andreoni (2014) to perform a detailed investigation of the different steps of this process.

These processes are inefficient in forming C_{60} in the diffuse ISM because the dehydrogenation of PAHs with $N_{\text{C}} > 60$ is impossible by single photon absorption. However, it is natural to wonder whether the same scheme might be applied to the formation of smaller fullerenes from fully dehydrogenated smaller PAHs, which are expected to be naturally produced in the diffuse ISM. This is the aim of this section.

3.2. Cage formation from carbon nanoflakes

Because of the striking success of the observation of the formation of C_{60} from a graphene sheet in the laboratory by Chuvilin et al. (2010) and the detailed understanding of its various steps by the simulations of Pietrucci & Andreoni (2014, hereafter PA14), it is worthwhile to analyze the possibility that the same processes may similarly proceed for forming smaller fullerenes with $N_{\text{C}} \sim 40\text{-}50$. We do this below for each of the steps from the detailed results of Pietrucci & Andreoni and focus on their simulation at 1000 K because this temperature is relevant for PAHs with $N_{\text{C}} \sim N_{\text{Ccr}}$ in the diffuse ISM (Appendix A).

- **Initial graphene nanoflake.** As stated by PA14, representing the initial state of a fully dehydrogenated PAH by a pure plane graphene flake reproducing the PAH skeleton is certainly oversimplified. When heated to about 1000 K by the absorption of a $\sim 10 \text{ eV}$ photon, it immediately reorganizes into a more stable form with some general salient features, such as edge reorganization into a (5,7) rather than a (6,6) carbon pattern, or presence of at least one inner pentagon inducing a curved struc-

ture, such as corannulene. Although it is probable that such structures do appear before the end of the total dehydrogenation (Parneix et al. 2017), this should not change the subsequent evolution of the flake much if it eventually becomes completely dehydrogenated. Nothing in these features should significantly change from $N_{\text{C}} = 60$ to $N_{\text{C}} = 40$.

- **Formation of a convex or conical structure.** The next step evolving toward a more complex structure to decrease the energy should also be general and little depend on whether there are 60 or 40 C. Its evolution into a conical structure with the formation of a 4C ring is quite general for $N_{\text{C}} = 60$ and the flake shape chosen by PA14. We note, however, that the initial flake structure, with a bay, that was chosen by PA14 (their Fig. 1a), should favor the formation into a conical structure. A similar evolution also appears likely for $N_{\text{C}} \sim 50$, although this is less certain when N_{C} decreases strongly. In particular, the formation of a convex conical structure due to the presence of a four-membered ring can be hampered in smaller cages. The strain induced by the curvature might be too much there.

- **Formation and fate of short carbon chains.** Similarly, the formation of various short chains, starting with C_2 , appears quite general and independent of N_{C} . However, a key question is their fate and the probability that they might detach, which is zero for $N_{\text{C}} \sim 60$ in the PA14 simulations. It is striking in these simulations that every time a C_2 molecule detaches, it is reattached. The likelihood of reattachments for lower values of N_{C} is difficult to evaluate because their probability depends on activation barriers and the efficiency of internal energy redistribution. This might prevent the overall cage formation or at least shrink the size of fullerenes that are eventually formed. This point would need to be determined by systematical simulations similar to those of PA14. They would imply a considerable amount of computer time, however.

- **Cage closure.** This final state transforms chain networks into regular cages, as observed by PA14 for C_{60} simulations. It is expected to depend little on N_{C} . Once formed, the cage is expected to resist subsequent transient heatings by photon absorption well. It is expected to frequently exchange ionization states through the equilibrium between photoionization and electron recombination. Accretion of H, H^+ , and e^- is thought to be inefficient in the diffuse ISM because these particles should be immediately released by subsequent UV-photon absorptions.

Overall, the formation of cages from carbon nanoflakes with $N_{\text{C}} \sim 40\text{-}50$ appears to be possible, especially for the highest values of N_{C} , but it is not guaranteed, even in a small proportion,

because C_2 release might be dominant. In addition, it is not certain that the dehydrogenation of interstellar PAHs proceeds all the way to remove all H atoms. The possibility that the resulting carbon cage remains open and partially hydrogenated, eventually leading to tubular structures, might therefore deserve consideration.

4. Cage evolution into fullerene

4.1. Fullerene cage evolution

In their simulations of the evolution of a carbon nanoflake with 60 atoms at 1000 K, PA14 found that the final state is always a cage with 60 carbon atoms. However, it is never the well-known most stable I_h C_{60} isomer (buckminsterfullerene). Reaching the I_h shape implies difficult cage rearrangements with high activation barriers, such as in classical Stone-Wales transformations of pentagon-heptagon structures into two hexagons ($E_A > 6$ eV, see, e.g., Bettinger et al. 2003). Such isomerizations can be achieved at higher temperature, as observed at 3000 K by PA14 (see also Berné et al. 2015a). These temperatures are much higher than can be achieved by single-photon absorption in the diffuse ISM (Appendix A).

However, it is known that a high temperature may be avoided through bond-rearrangement catalysis produced by the adsorption of a carbon atom (Eggen et al. 1996, Ewels et al. 2002, Dunk et al. 2012). As shown by ^{13}C studies (Christian et al. 1992; Dunk et al. 2012), the carbon adatom is scrambled with the C atoms of the cage through its incorporation into the C network, probably mostly by initial creation of a 7C ring. This lowers the activation energy for bond rearrangements by a large factor, ~ 3 – 4 , so that rearrangements favoring the most stable isomers can be achieved at $T \lesssim 1000$ K. This appears to be a key explanation for the high efficiency of the formation of fullerenes, especially I_h - C_{60} and D_{5h} - C_{70} , as stressed, for example, by Dunk et al. (2012). It is clear that this catalysis could operate for any fullerene and even for any sp^2 system, including PAHs.

We suggest that similar processes might favor the formation of the most stable fullerene isomers from the cages formed from dehydrogenated PAHs (Section 3.2). Rather than atomic C, the dominant process should be the accretion of C^+ on neutral cages. It should allow efficient bond rearrangement favoring the most stable cage isomers during subsequent transient heating by UV photon absorption.

The question is whether C^+ accretion might not favor cage growth. The accretion of C^+ on neutral even-numbered cage might eventually lead to the formation of relatively stable close-shell odd-numbered cationic carbon cages. However, odd-numbered cages must be much more unstable than even-numbered ones in the periods they become neutral through e-recombination. Therefore it is likely but not certain that the additional carbon is ejected following a subsequent UV-photon absorption before the next C^+ accretion. We also note that the large predominance of even-numbered cages over odd-numbered ones is a constant feature of all fullerene formation experiments.

In the diffuse ISM, C^+ accretion onto any neutral cage should proceed at a rate similar to PAHs of the same size, that is, $\sim 10^{-4}$ yr $^{-1}$ (Figure 1 and Table A.1). As discussed in the following section, this is probably significantly faster than any cage-sputtering process. We may therefore conclude that C^+ accretion might allow efficient bond rearrangement during subsequent transient heating by UV photon absorption. This could ensure that most cages formed with N_C atoms eventually terminate into the most stable fullerene isomer with the same N_C .

4.2. Fullerene sputtering and possible abundances

Fullerenes are known to be very stable structures. This may be quantified by the enthalpy change for the elimination of a C_2 molecule (the dominant fragmentation channel of C_n cages). For instance, Candian et al. (2019) give the values 8.51, 9.57, 11.18, and 10.24 eV for the reaction $C_n \Rightarrow C_{n-2} + C_2$ with the most stable isomer of C_{44} , C_{50} , C_{60} , and C_{70} , respectively (see Díaz-Tendero et al. 2006 for a complete list). This is comparable to PAHs for C_{44} , but significantly higher for the heavier fullerenes, even C_{50} .

For these values of the dissociation energy, $\gtrsim 8$ eV, it is clear from the discussion of PAH dissociation of Appendix A that the ejection of a C_2 molecule from a molecule with 40 to 50 C cannot be achieved by the absorption of a single UV photon with $E < 13.6$ eV. It requires the simultaneous absorption of two photons, which occurs only about every 10^7 yr or more in the diffuse ISM (Fig. 1 and Table A.1). Other well-established processes for PAH sputtering by energetic He^+ or e^- are slightly slower (Micelotta 2010a,b and Fig. 1). It is possible that the most efficient decay process for interstellar fullerenes in the diffuse ISM is the combined result of O and C^+ accretion, similarly to PAHs, but with important differences. The reaction of atomic oxygen with fullerene cations could similarly yield the loss of one C atom through CO release, but this could depend on the fullerene stability because the result of this reaction is questionable even for C_{60} (see references in Omont 2016). The result of C^+ accretion by neutral fullerenes could be more entangled: the integration of an additional carbon in the network can favor isomerization, as quoted, and also compensate for carbon loss resulting from CO photolysis, but it could also favor C_2 photo-ejection.

A rough estimate of the eventual abundance of each fullerene F_i from the balance between its formation and destruction can be formally derived. When we assume that fullerene F_i forms from dehydrogenation of PAHs with about N_{Ccr} carbon atoms with a total probability η_i , the number density of F_i , $n(F_i)$, is derived from the equation

$$\eta_i \times \gamma_{spPAH} \times n_{PAHcr} = \gamma_{spFi} \times n(F_i), \quad (2)$$

where n_{PAHcr} is the number density of PAHs just above N_{Ccr} , γ_{spPAH} is their downsizing rate, which brings them below N_{Ccr} (Appendix A.4) and γ_{spFi} is the decay rate of $n(F_i)$ (Appendix B.3). Therefore, we may write

$$n(F_i) = \eta_i \times r_{spi} \times n_{PAHcr}, \quad (3)$$

where $r_{spi} = \gamma_{spPAH}/\gamma_{spFi}$ is the ratio of the decay rates. In Appendix A.4 we estimate the value of the fraction of interstellar carbon in PAHs for each value of N_C above and close to N_{Ccr} , $X_C \sim 1.5 \times 10^{-3}$ (i.e., about 1% of the total carbon in all PAHs). This yields for the carbon fraction in fullerene i

$$X_{CFi} = 1.5 \times 10^{-3} \times \eta_i \times r_{spi}. \quad (4)$$

In the case of the most stable fullerenes, we may expect $r_{spi} \geq 1$ because their stability is greater than that of PAHs, while r_{spi} might be closer to 1 for unstable fullerene isomers (see, e.g., Candian et al. 2019; Sun et al. 2005 and Table B.2 for an estimate of the formation energy of various fullerene isomers). If η is the total probability that PAH dehydrogenation ends in fullerenes, they should contain at least a total fraction $X_{CF} \sim \eta \times 1.5 \times 10^{-3}$ of interstellar carbon. The value of η remains very uncertain. It might be very small if dehydrogenated PAHs were mainly photodissociated through successive C_2 ejections (or formed nanotubes). Nevertheless, if they form efficiently from dehydrogenated PAHs, some of these fullerenes might have an abundance comparable to or greater than C_{60}^+ , whose abundance in

the diffuse ISM may be roughly estimated as $\sim 2 \times 10^{-4}$ from its DIB strength (Walker et al. 2015; Campbell & Maier 2017; Omont 2016). Large abundances like this, if confirmed, should make some fullerenes smaller than C_{60} detectable through their IR emission bands or their visible absorption bands (DIBs), as we discuss in the next section.

5. Optical and infrared spectra

5.1. Mid-infrared spectrum and abundance limit

In addition to the identification of C_{60}^+ DIBs, all detections of C_{60} as well as C_{60}^+ and C_{70} in the ISM have been achieved through their mid-IR emission bands in *Spitzer* 6-20 μm spectra (Cami et al. 2010; Sellgren et al. 2010; Berné et al. 2015a,b, 2017; and, e.g., references in Cami 2014; Candian et al. 2018). The possible presence of smaller (44-, 50-, and 56-atom) fullerenes was recently addressed by Candian et al. (2019). Their conclusion is that the spectra of most cages that are smaller than C_{60} show features in the 13-15 μm range, where the astronomical spectra of fullerene-rich planetary nebulae also contain characteristic signals. They were unable to conclusively identify any of them in *Spitzer* spectra, however, even the most symmetrical C_{5h} C_{50} , because the IR spectra of their various isomers are similar and the strength of their IR features is weaker than C_{60} .

The same conclusions apply for the *Spitzer* IR spectra of diffuse regions of the ISM displayed by Berné et al. (2017). Comparing these spectra with those computed for the different isomers of C_{50} and C_{44} shown by Candian et al. (2019), we may conclude that none of them and their cations may have an abundance significantly greater than that of C_{60} , which is estimated as 2×10^{-4} at most of the total interstellar carbon by Berné et al. (2017). However, abundances close to this limit are not completely excluded. They should be more easily detectable by the James Webb Space Telescope (JWST).

5.2. Fullerene optical spectra

The visible range provides an incomparable sensitivity to detect absorption lines on the sightline of bright stars. About 600 such DIBs are known, whose mostly unknown carriers are believed to be carbonaceous macromolecules, such as the four confirmed C_{60}^+ DIBs. However, even the identification of the carriers of the strongest DIBs needs high-accuracy laboratory spectral data, as is shown by the history of the confirmation of the identification of the C_{60}^+ DIBs (Foing & Ehrenfreund 1994; Campbell et al. 2015).

Fullerenes and their cations are known to have only relatively weak bands in the visible range (Koponen et al. 2008; Lan, Kang & Niu 2015). However, no detailed laboratory or theoretical data about the optical spectrum of fullerenes except for C_{60} and C_{70} are available, including those with N_C in the range 40-50, which we propose are the most likely possible products of PAH dehydrogenation. Therefore we performed density functional theory (DFT) B3LYP/6-31G* calculations of the visible spectrum for 19 neutral fullerene isomers (and their cations, except for one), with even values of N_C between 40 and 50 (Table B.2). The computation methods are described and analyzed in detail in Appendix B.1.

The results are presented in Figs. 2 and B.1 to B.4. All cases display at least one and generally several significant bands between 400 and 800 nm, with f -values higher than 10^{-2} . There is a trend for finding stronger bands for the most stable fullerenes, C_{50} and C_{44} , and increasing values of N_C . C_{50} isomers have sev-

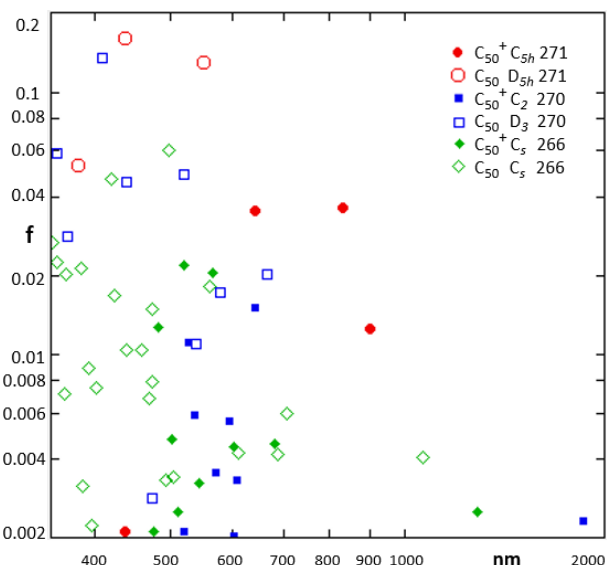


Fig. 2. Computed absorption spectra (f -values) of three isomers of fullerene C_{50} (Table B.2). The results of complete calculations from ~ 350 nm to 2000 nm for the isomers of neutral C_{50} (D_{5h} , 271; D_3 , 270; and C_s , 266) are displayed by open symbols, together with the cation spectra (C_{5h} , 271; C_2 , 270; and C_s , 266) from ~ 500 nm to 2000 nm (full symbols). See similar Figures B.1 to B.4 for isomers of C_{40} , C_{42} , C_{44} , C_{46} , and C_{48} listed in Table B.2.

eral visible bands with $f \sim (5-8) \times 10^{-2}$. Most of these relatively strong bands are concentrated at $\lambda \lesssim 550$ nm, but a few are found at $\sim 550-600$ nm (Fig. 2). The visible bands of the isomers of the other fullerenes display a similar wavelength distribution, but with significantly lower f -values, by a factor ~ 2 for C_{44} and C_{48} , ~ 3 for C_{46} , and ~ 6 for C_{40} and C_{42} (see Figures B.1 to B.4). Our calculations generally confirm some similarity of the spectra of cation and neutral forms of the same molecule, as is known for PAHs (e.g., Mallocci et al. 2004).

The extension of the calculations to C_{60}^+ with the same methods has produced a strong double band at 893/892 nm with both f -values of 0.032, to be compared with the actual values of 963.2 and 957.7 nm with $f \sim 0.03-0.02$ (Walker et al. 2015; Campbell & Maier 2017). We may therefore conclude that i) the order of magnitude of the calculated f -values appears to be good, and ii) the most stable fullerene isomers with $N_C \sim 40-50$ generally display one strong band at least in the visible-near-IR range comparable to C_{60}^+ .

5.3. Fullerenes as possible DIB carriers

Eq. (1) shows that fullerenes with an f -value of a few 10^{-2} and an abundance, X_{Ci} , up to a few 10^{-4} , may carry medium-strength DIBs with an equivalent width EW_i in the range 10-100 mÅ/mag. This could make fullerenes with $N_C \sim 40-50$ significant DIB carriers if they were able to form from dehydrogenated PAHs, with individual abundances reaching $X_{Ci} \sim (1-2) \times 10^{-4}$. We note, however, that the mid-IR spectrum of diffuse interstellar clouds appears to preclude larger fullerene abundances (Section 5.1) and that the number of species with $X_{Ci} \sim 10^{-4}$ is probably limited in any case.

Figs. 2 and B.1 to B.4 show that the DIBs carried by such neutral and cation fullerenes might be distributed across the whole DIB wavelength range from 400 to 900 nm, with a significant number of cation bands at $\lambda > 600$ nm. As quoted, such

abundances of 10^{-4} or slightly higher are comparable to those estimated in diffuse clouds for C_{60}^+ and C_{60} from near-IR DIBs and mid-IR emission bands, and larger than that of C_{70}^+ . Despite the poorer stability of the fullerenes with $N_C \sim 40-50$, it is not impossible that their abundance is comparable to C_{60} because C_{60} cannot be directly formed from photodissociated PAHs in diffuse clouds. Therefore it is possible that these fullerenes carry some DIBs, especially cations such as C_{50}^+ and C_{44}^+ at longer wavelength. Their intensity could be somewhat similar to the weakest C_{60}^+ DIBs (Walker et al. 2016). Nothing is known about the width of their visible bands, but it might be comparable with the narrow width (a few cm^{-1}) measured in the gas-phase for C_{60}^+ (Campbell et al. 2015) and C_{60} (Close et al. 1997) and in the ISM for C_{60}^+ DIBs (Cox et al. 2014), which could make them relatively easy to detect as DIBs.

The mid-IR *S pitzer* data available on the diffuse ISM (Berné et al. 2017) place a limit on the total abundance of such fullerenes with $N_C \sim 40-50$, which we estimate to be on the order of $X_{\text{Ctot}} \lesssim 10^{-3}$ (Section 5.1). When we assume an average oscillator strength $\bar{f} \sim 0.03$, we obtain a total equivalent width $EW_{\text{tot}} \lesssim 300 \text{ m}\text{\AA}/\text{mag}$ from Eq. (1) for all these fullerenes. This is only about 3% of the total equivalent width of the sum of all known DIBs (but $\lambda 4429\text{\AA}$ and $\lambda 7700\text{\AA}^1$) in the diffuse ISM, which is estimated to be $\sim 11000 \text{ m}\text{\AA}/\text{mag}$ in a typical sightline (Hobbs et al. 2009, Omont & Bettinger 2020). This confirms the conclusion of Omont (2016) that fullerenes can be only a minor component of the DIB carriers.

These conclusions again show that the condition derived from Eq. (1) for the total abundance of all DIB carriers is extremely constraining. Assuming $\bar{f} \sim 0.1$, as proposed by Salama et al. (1996) for PAH-cation DIB carriers, yields $X_{\text{Ctot}} \sim 10^{-2}$ for the carriers of all DIBs (but $\lambda 4429\text{\AA}$ and $\lambda 7700\text{\AA}$). This is a significant fraction, $\sim 10\%$, of the total carbon included in PAHs (but less than that if $f > 0.1$). It is very difficult indeed to escape the conclusion that the bulk of the DIB carriers must be related to the PAHs. Except for fullerenes, the only contenders, carbon chains (or rings), have never been identified through their mid-IR emission, which makes this high abundance unlikely. In addition to their overwhelming abundance, PAHs have many advantages as DIB carriers, including relatively strong bands at short wavelength (e.g., Mallocci et al. 2007) and even at long λ for cations; a possible enhanced abundance for symmetric pericondensed PAHs (Andrews et al. 1995); families with very strong bands ($f \gtrsim 1$), such as polyacenes and rylenes (Omont et al. 2019; Ruiterkamp et al. 2002), which are favorable for carrying C_2 DIBs and other narrow DIBs (Omont & Bettinger 2020). Their extreme isomer variety and possible large band width can prevent their individual detection, however, especially at short λ , which might explain the low DIB density at $\lambda < 5500 \text{\AA}$.

Other DIB carriers remain possible, including nanotube segments and hetero atoms inserted in these various carbonaceous macromolecules. Nanotube segments present similarities with symmetrical PAHs and fullerenes. Their strong visible bands justify their consideration as DIB carriers (Zhou et al. 2006). As their formation appears to be possible from partially dehydrogenated PAHs (Section 3.2; Chen et al. 2020), we calculated the optical absorption spectra of a few of the shortest neutral and cation (4,4) and (5,5) hydrogenated armchair tube-segments with the same method as for fullerenes (Appendix B.2). Figs. B.6 and B.7 show that all such neutral and cation tube-segments with $N_C > 40$ have a strong band in the range $\sim 400-800 \text{ nm}$

with $f \sim 0.5$. There are many additional weaker bands, including cation bands at $\lambda \gtrsim 550 \text{ nm}$ with $f \gtrsim 0.02$. As discussed in Appendix B.2, the size distribution of such nanotube-segments and the resulting interstellar absorption spectrum might depend not only on their formation, but also on their possible subsequent growth by C^+ accretion. As it is expected that their band width is similar to that of PAHs or fullerenes, it is confirmed that they should also be considered as DIB carriers, as suggested by Zhou et al. (2006), if they actually formed in the diffuse ISM.

As the formation of semicapped nanotube segments from partially dehydrogenated PAHs is not excluded, we extended the calculations to a few semicapped armchair (5,5) nanotube segments, C_nH_{10} , with $n = 50$ to 100 , including $C_{50}H_{10}$, which was synthesized by Scott et al. (2011). Their visible absorption spectra (Fig. B.8) have similar general characteristics to open nanotube segments, with a trend to slightly weaker features.

6. Conclusion

The high interstellar abundance of PAHs and their size distribution are the result of complex chemical processes implying dust, UV radiation, and the main gaseous components (H, C^+ , O, etc.). A downsizing process, possibly dominated by sputtering following atomic oxygen accretion onto PAH cations, is required to compensate for efficient C^+ accretion and to maintain a high C^+ gaseous abundance. These processes must explain the high abundance of relatively small PAHs in the diffuse interstellar medium. They imply the continuous formation of some PAHs that are small enough (number of carbon atoms $N_C \lesssim 35-50$) to be completely dehydrogenated by interstellar UV radiation.

The carbon clusters C_{NC} thus formed are constantly exposed to the absorption of $\sim 10-13.6 \text{ eV}$ UV photons, heating them to a temperature close to 1000 K , which allows isomerization and favors the formation of the most stable isomers with curved shapes. They might tend to form irregular carbon cages. The frequent accretion of interstellar C^+ ions followed by UV photon absorption might favor further cage isomerization as known in the laboratory for C_{60} , possibly yielding the formation of the most stable fullerenes, such as C_{40} , C_{44} , and C_{50} .

These fullerenes are expected to be very stable in the diffuse ISM because C_2 ejection is not possible by single UV photon absorption but might need rare two-photon absorption, while the increase in the size of the fullerene cages is impeded by the rarity of small carbonaceous molecules C_xH_y with $x \geq 2$. It is therefore possible that at least one of these fullerenes or its cation is as abundant as C_{60} or C_{60}^+ in the diffuse ISM, although higher abundances are precluded by the lack of observed matching mid-IR features. Our B3LYP calculations of the visible spectrum for a score of fullerene isomers with N_C between 40 and 50 confirmed that they generally have a few spectral bands in the visible range with f -values in the range of a few 10^{-2} . This could make some of them interesting candidates for the carriers of diffuse interstellar bands.

As is well known, the eventual identification of additional fullerenes as carriers of relatively weak DIBs cannot be achieved without laboratory measurement of the gas-phase wavelengths of their visible spectral bands. Even with the progress of methods such as He-tagging for cations, these measurements imply a considerable experimental effort, including the synthesis of such fullerenes. Nevertheless, this effort may be justified because it is important to understand the unique chemical properties of interstellar carbonaceous nanoparticles and macromolecules. Dehydrogenated PAHs are certainly the main source of interstellar carbon clusters with a few dozen carbon atoms. The evolu-

¹ Extremely strong and broad DIB recently discovered by Maíz Apellániz et al. (2021).

tion of these clusters is a key question in interstellar chemistry. Fullerenes appear to be a possible logical step in this evolution. If confirmed, their possible identification as DIB carriers would provide a powerful and specific tool to further reveal their detailed interstellar abundances and the astrochemical processes that determine them.

Finally, if the dehydrogenation of the smallest interstellar PAHs is not complete, it might lead to the formation of hydrogenated nanotube segments that are either open at both ends or are semicapped. If this formation appears to be more difficult than that of fullerenes, this possibility should also be explored. As most of these tubular PAHs with a few dozen carbon atoms have at least a strong visible band, with an expected width similar to PAHs or fullerenes, they should also be considered as DIB carriers.

Acknowledgements. We thank the referee for his/her very helpful comments and suggestions. We are indebted to Pierre Cox for his careful reading of the manuscript and his suggestions for improving it. We made a high use of "TOP-CAT & STIL: Starlink Table/VOtable Processing Software" (Taylor 2005) and thank its developers. The authors acknowledge support by the state of Baden-Württemberg through bwHPC and the German Research Foundation (DFG) through grant no INST 40/575-1 FUGG (JUSTUS 2 cluster).

References

- Adamo, C. & Barone, V. J. 1999, *Chem. Phys.*, 110, 6158
- Allamandola, L. J., Tielens, A. G. G. M., & Barker, J. R. 1985, *ApJ*, 290, L25
- Allamandola, L. J., Tielens, A. G. G. M., & Barker, J. R. 1989, *ApJS*, 71, 733
- Andersson, K. 2020, *Chem. Phys. Lett.*, 739, 136976
- Andrews, H., Boersma, C., Werner, M. W. et al. 2015, *ApJ*, 807, 99
- Andrews, H., Candian, A., & Tielens, A. G. G. M. 2016, *A&A*, 595, A23
- Becke, A. D. J. 1993, *Chem. Phys.*, 98, 5648
- Bernal, J. J., Haenecour, P., Howe, J., et al. 2019, *ApJ*, 883, L43
- Berné, O. & Tielens, A. G. G. M. 2012, *Proceedings of the National Academy of Science*, 109, 401
- Berné, O., Montillaud, J., & Joblin, C. 2015a, *A&A*, 577, A133
- Berné, O., Montillaud, J., Mulas, G., et al. 2015b, *SF2A-2015: Proceedings of the Annual meeting of the French Society of Astronomy and Astrophysics*, 65
- Berné, O., Cox, N. L. J., Mulas, G., et al. 2017, *A&A*, 605, L1
- Bettinger, H. F., Yakobson, B. I. & Scuseria, G. E. 2003, *J. Am. Chem. Soc.*, 125, 5572
- Cami, J., Bernard-Salas, J., Peeters, E., & Malek, S. E. 2010, *Science*, 329, 1180
- Cami, J. 2014, *IAU Symposium*, 297, 370
- Cami, J., & Cox, N. L. J. 2014, *IAU Symposium*, 297
- Cami, J., Peeters, E., Bernard-Salas, J., et al. 2018, *Galaxies*, 6, 101
- Campbell, E. K., Holz, M., Gerlich, D., & Maier, J. P. 2015, *Nature*, 523, 322
- Campbell, E. K., & Maier, J. P., 2017, *J. Chem. Phys.*, 146, 160901
- Candian, A., Zhen, J., & Tielens, A. G. G. M. 2018, *Physics Today*, 71, 38
- Candian, A., Gomes Rachid, M., MacIsaac, H., et al. 2019, *MNRAS*, 485, 1137
- Canosa, A., Laubé, S., Rebrion, C., Pasquero, et al. 1995, *Chem. Phys. Lett.*, 245, 407
- Castellanos, P., Candian, A., Andrews, H., & Tielens, A. G. G. M. 2018a, *A&A*, 616, A166
- Castellanos, P., Candian, A., Zhen, J., Linnartz, H., & Tielens, A. G. G. M. 2018b, *A&A*, 616, A167
- Chai, J.-D. & Head-Gordon, M. J. 2008a, *Chem. Phys.*, 128, 084106
- Chai, J.-D. & Head-Gordon, M. J. 2008b, *Phys. Chem. Chem. Phys.*, 10, 6615
- Chen, T., Zhen, J., Wang, Y., Linnartz, H., & Tielens, A. G. G. M. 2018, *CPL*, 692, 298
- Chen, T., Luo, Y., & Li, A. 2020, *A&A*, 633, A103. doi:10.1051/0004-6361/201936873
- Christian, J.F. et al. 1992c, *J. Phys. Chem.*, 96, 3574
- Chuvilin, A. et al. 2010, *Nature Chemistry*, 2, 450
- Close, J.D., Federmann, F., Hoffmann, K., Quaas, N. 1997, *Chem. Phys. Lett.*, 276, 393
- Cox, N. L. J. 2011, *The Molecular Universe*, 280, 162. doi:10.1017/S1743921311024951
- Cox, N. L. J., Cami, J., Kaper, L., et al. 2014, *A&A*, 569, A117
- Demarais, N. J., Yang, Z., Snow, T. P., et al. 2014, *ApJ*, 784, 25. doi:10.1088/0004-637X/784/1/25
- Desert, F.-X., Boulanger, F., & Puget, J. L. 1990, *A&A*, 500, 313
- Díaz-Tendero, S., Sánchez, G., Alcamí, M., et al. 2006, *International Journal of Mass Spectrometry*, 252, 133
- Draine, B. T. & Li, A. 2007, *ApJ*, 657, 810
- Draine, B. T., Li, A., Hensley, B. S., et al. 2020, *arXiv:2011.07046*
- Dunk, P. W., Kroto, H. W. et al. 2012, *Nat. Commun.*, 3, 855.
- Eggen, B. R., Heggie, M. I., Jungnickel, G., et al. 1996, *Science*, 272, 87
- Ernzerhof, M. & Scuseria, G. E. J. 1999, *Chem. Phys.*, 110, 5029
- Ewels, C. P., Heggie, M. I. & Briddon, P. R. 2002, *Chem. Phys. Lett.*, 351, 178
- Foing, B. H., & Ehrenfreund, P. 1994, *Nature*, 369, 296
- Fowler, P. W. & Manolopoulos, D. E. 1995, *An Atlas of Fullerenes*, Oxford University Press, Oxford.
- Frisch, M. J., Trucks, G. W., Schlegel, H. B., Scuseria, G. E. et al. 2016, *Gaussian 16 Rev. C.01*, Wallingford, CT
- Fulara, J., Lessen, D., Freivogel, P., & Maier, J. P. 1993a, *Nature*, 366, 439
- Gredel, R., Carpentier, Y., Rouillé, G., et al. 2011, *A&A*, 530, A26
- Hobbs, L. M., York, D. G., Thorburn, J. A., et al. 2009, *ApJ*, 705, 3
- Joblin, C. & Tielens, A. G. G. M. 2011, *EAS Publications Series*, 46
- Koponen, L., Puska, M. J. & Nieminen, R. 2008, *J. Chem. Phys.*, 128, 154307
- Krasnokutski, S. A., Huisken, F., Jäger, C., et al. 2017, *ApJ*, 836, 32. doi:10.3847/1538-4357/836/1/32
- Lan, Y., Kang, H. & Niu, T. 2015, *Eur. Phys. J. D*, 69, 69
- Leach, S. 1996, *Z. Physikalische Chemie*, 195, 15
- Lee, C., Yang, W. & Parr, R. G. 1988, *Phys. Rev. B*, 37, 785
- Leger, A. & Puget, J. L. 1984, *A&A*, 500, 279
- Le Page, V., Snow, T. P., & Bierbaum, V. M. 2001, *ApJS*, 132, 233

- Le Page, V., Snow, T. P., & Bierbaum, V. M. 2003, *ApJ*, 584, 316
- Lepp, S. & Dalgarno, A. 1988, *ApJ*, 324, 553
- Li, A. & Draine, B. T. 2001, *ApJ*, 554, 778
- Li, J., Kudin, K. N., McAllister, M. J., Prud'homme, R. K., Aksay, I. A. & Car, R. 2006, *Phys. Rev. Lett.*, 96, 176101
- Maíz Apellániz, J., Barbá, R. H., Caballero, J. A., et al. 2021, *MNRAS*, 501, 2487. doi:10.1093/mnras/staa2371
- Mallocci, G., Mulas, G., & Joblin, C. 2004, *A&A*, 426, 105. doi:10.1051/0004-6361:20040541
- Mallocci, G., Joblin, C., & Mulas, G. 2007, *Chemical Physics*, 332, 353. doi:10.1016/j.chemphys.2007.01.001
- Maragkoudakis, A., Peeters, E., & Ricca, A. 2020, *MNRAS*, 494, 642. doi:10.1093/mnras/staa681
- McGuire, B. A., Loomis, R. A., Burkhardt, A. M., et al. 2021, *Science*, 371, 1265. doi:10.1126/science.abb7535
- Micelotta, E. R., Jones, A. P., & Tielens, A. G. G. M. 2010a, *A&A*, 510, A36
- Micelotta, E. R., Jones, A. P., & Tielens, A. G. G. M. 2010b, *A&A*, 510, A37
- Montillaud, J., Joblin, C., & Toubanc, D. 2013, *A&A*, 552, A15
- Omout, A. 1986, *A&A*, 164, 159
- Omout, A. 2016, *A&A*, 590, A52
- Omout, A., Bettinger, H. F., & Tönshoff, C. 2019, *A&A*, 625, 441
- Omout, A. & Bettinger, H. F. 2020, *A&A*, 637, A74. doi:10.1051/0004-6361/201937071
- Parneix, P., Gamboa, A., Falvo, C., et al. 2017, *Molecular Astrophysics*, 7, 9
- Pietrucci, F., & Andreoni, W. 2014, *Journal of Chemical Theory and Computation*, 10, 913 (PA14)
- Pilleri, P., Herberth, D., Giesen, T. F., et al. 2009, *MNRAS*, 397, 1053. doi:10.1111/j.1365-2966.2009.15067.x
- Series, 46, 355. doi:10.1051/eas/1146037
- Puget, J. L. & Leger, A. 1989, *ARA&A*, 27, 161
- Ruiterkamp, R., Halasinski, T., Salama, F., et al. 2002, *A&A*, 390, 1153
- Salama, F., Bakes, E. L. O., Allamandola, L. J., & Tielens, A. G. G. M. 1996, *ApJ*, 458, 621
- Scott, L. T., Jackson, E. A., Zhang, Q., Steinberg, B. D., Bancu, M. & Li, B. 2011, *J. Am. Chem. Soc.*, 134, 107
- Sellgren, K., Werner, M. W., Ingalls, J. G., et al. 2010, *ApJ*, 722, L54
- Snow, T. P., & Bierbaum, V. M. 2008, *Annu. Rev. Anal. Chem.*, 229
- Steglich, M., Bouwman, J., Huisken, F., & Henning, T. 2011, *ApJ*, 742, 2
- Sun, G., Nicklaus, M. C. & Xie, R. 2005, *J. Phys. Chem. A*, 109, 4617
- Taylor, M. B., 2005, *Astronomical Data Analysis Software and Systems XIV*, eds. P. Shopbell et al., *ASP Conf. Ser.* 347, 29
- Thaddeus, P. 1995, in Tielens, A. G. G. M., & Snow, T. P. 1995, *The Diffuse Interstellar Bands*, *Astrophysics and Space Science Library*, 202, Kluwer
- Tielens, A. G. G. M. 2005, *The Physics and Chemistry of the Interstellar Medium* (Cambridge University Press, Cambridge, UK)
- Tielens, A. G. G. M. 2008, *ARA&A*, 46, 289
- Tielens, A. G. G. M. 2013, *Reviews of Modern Physics*, 85, 1021
- Walker, G., Bohlender, D., Maier, J., & Campbell, E. 2015, *ApJ*, 812, L8
- Walker, G. A. H., Campbell, E. K., Maier, J. P., Bohlender, D., & Malo, L. 2016, *ApJ*, 831, 130
- Yanai, T., Tew, D. P. & Handy, N. C. 2004, *Chem. Phys. Lett.*, 393, 51
- Zhao, Y. & Truhlar, D. 2008, *Theor. Chem. Acc.*, 120, 215
- Zhen, J., Castellanos, P., Paardekooper, D. M., et al. 2014, *ApJ*, 797, L30. doi:10.1088/2041-8205/797/2/L30
- Zhen, J., Rodriguez Castillo, S., Joblin, C., et al. 2016, *ApJ*, 822, 113
- Zhou, Z., Steigerwald, M., Hybertsen, M., Brus, L. & Friesner, R. A. 2004, *J. Am. Chem. Soc.* 126, 3597
- Zhou, Z., Sfeir, M. Y., Zhang, L., Hybertsen, M. S., Steigerwald, M. & Brus, L. 2006, *ApJ*, 638, L105

Appendix A: Summary of the properties and chemistry of the smallest interstellar PAHs in the diffuse ISM

Appendix A.1: A main component of the ISM

The PAHs are a key component of the ISM because they are the main reservoir of carbonaceous macromolecules and typically contain ~10% of carbon in the diffuse ISM. Since their identification (Léger & Puget 1985; Allamandola et al. 1985), they have been the object of many studies that interpreted their IR emission and discussed their physical and chemical properties (see, e.g., reviews by Omout 1986; Puget & Léger 1989; Allamandola et al. 1989; Salama et al. 1996; Li & Draine 2001; Tielens 2008, 2013; Joblin & Tielens 2011; Candian et al. 2018).

Practically our entire knowledge about astrophysical PAHs is based on their series of emission features in between 3.3-20 μm , which may be modeled as complex fluorescence following the absorption of a UV photon. The observed spectrum always results from a complex mixture of many PAHs with $N_C \sim 50-150$ and provides key information about their size distribution (Sect. 2.3), their charge state, and also, with more difficulty, about their possible dehydrogenation and superhydrogenation.

Because of their large photoionization cross-section, interstellar PAHs always contain a substantial fraction of cations. This fraction depends both on the UV intensity and the gas density. In typical conditions of the diffuse ISM, PAHs undergo very frequent changes between neutral and cation charge states at a rate close to 1 yr^{-1} (see Fig. 1 and Table A.1). Any discussion of PAH chemistry must therefore jointly address neutrals and cations.

The overall formation or destruction processes of interstellar PAHs are complex. Their initial formation takes place mainly in circumstellar shells of AGB carbon stars, which eject a large amount of carbon dust into the ISM. Part of this dust may be converted into PAHs in shocks in the post-AGB or planetary nebula stages. A similar formation of PAHs may take place in supernova remnants. However, most of the observed PAHs are thought to result from the complex processing of dust grains and PAHs in the ISM through C^+/C accretion, various sputtering processes, accretion onto dust, and shock processing. PAH destruction ultimately occurs through energetic processes including mostly He^+ and e^- (Micelotta et al. 2010a,b), and possibly through O sputtering (see below). In the next section, we review the properties and chemistry of the smallest interstellar PAHs in the diffuse ISM. This is relevant for their eventual degradation into fullerenes.

Appendix A.2: Photo-processes

The chemistry of interstellar PAHs has been discussed by many authors (e.g., Omont (1986); Lepp & Dalgarno (1988); Le Page et al. (2001, 2003); Tielens (2008, 2013)). It is dominated by photochemistry, as we discuss now, and ionic accretion processes (Section A.3), with rates whose orders of magnitude are recalled in Table A.1.

- **UV absorption.** This is the most frequent and the key process for the chemical evolution of interstellar PAHs, even in the mild conditions of the diffuse ISM. At a frequency of about one month, at a rate that is practically proportional to N_C and independent of the charge and hetero atoms, it injects an energy of ~ 6 -13.6 eV, which may produce photoionization, photodissociation, or structure reorganization. As most of the photon energy is radiated in less than 1 s, the rate of simultaneous absorption of two UV photons, which may degrade the PAH carbon skeleton, is typically $\lesssim 10^{-7} \text{ yr}^{-1}$.

- **Photoionization or electron recombination.** If the energy of the photon is significantly greater than the PAH first-ionization potential, $I_p \sim 6.5 \text{ eV}$, the probability of photoionization before internal thermalization is significant. As electronic recombination occurs at a similar but uncertain rate $\sim 1 \text{ yr}^{-1}$, the fractions of neutrals and cations are both significant.

- **Photodissociation.** H photolysis is the main reaction outcome from UV absorption. The photon energy E_{UV} is mostly rapidly thermalized, yielding a vibrational temperature, $T_V(\text{K}) \sim 2000 \times (E_{UV}(\text{eV})/N_C)^{0.4}$ (Tielens 2005), close to 1000 K for $E_{UV} \sim 10 \text{ eV}$ and $N_C \sim 50$. Before this energy is progressively reemitted in the infrared within less than a fraction of a second, every possible reorganization can take place, either isomerization with an activation energy E_A lower than a few eV, or photolysis with $E_A \lesssim 5 \text{ eV}$. Both processes critically depend on T_V and therefore on N_C .

Because of the exponential dependence on T_V , the dehydrogenation of PAHs is expected to vary extremely sharply around a critical value of N_C , N_{Ccr} , so that the degree of hydrogenation is expected to abruptly vary from complete to zero around N_{Ccr} . We note, however, that these PAHs may retain their last few hydrogens, as quoted by Castellanos et al. (2018a). With the typical UV spectrum of the diffuse ISM, the value of N_{Ccr} probably depends little on the values assumed in Table A.1 for n_H , T , and G_0 . Its value remains uncertain, however, because of the variety of PAH isomers and the numerous possible intermediate steps of their photodissociation. When only direct atomic H photolysis by breaking aromatic C-H bonds is considered, the value of N_{Ccr} could be as low as ~ 32 (e.g., Table 4 of Castellanos et al. 2018a). It has been proven, however, that various processes implying H migration and/or H_2 formation may dominate for large PAHs (Castellanos et al. 2018a,b). In addition, it is predicted that the formation of pentagonal rings is competitive with the loss of a hydrogen atom (Parneix et al. 2017). Other possible isomer structure changes in the carbon skeleton, such as ring opening or Stone-Wales defects, may also be considered. Although these effects are probably extremely difficult to model, it is possible that the actual photodissociation activation energy is lowered in this H or C structure reorganization, implying higher values for N_{Ccr} . One argument supporting a high value of N_{Ccr} is the absence of any DIB compatible with the visible bands of $C_{42}H_{18}^+$ (HBC⁺) measured by Steglich et al. (2011; see also Gredel et al. 2011), which might be explained by photodissociation. On the other hand, it appears to be unlikely that a PAH such as circumcoronene ($C_{54}H_{18}$) is dissociated in the diffuse ISM because its direct H photodissociation rate is orders of magnitude lower than

the IR emission (Castellanos et al. 2018a, Andrews et al. 2016). Therefore we consider a wide range of possible values of N_{Ccr} , from ~ 35 to ~ 50 .

Table A.1. Typical orders of magnitude for rates of PAH chemical processes in the diffuse ISM^a.

Process	rate ⁻¹ yr	ref. ^d	Comments
Photon absorption	0.1	1	6-13.6 eV photons
Photoionization	1	3	
e ⁻ recombination	1	4	
2 nd photoionization	3	5	
H accretion ^c	20	2	
C ⁺ accretion ^{bc}	5×10^3	8	
O accretion ^{bc}	3×10^4	6	
2-photon absorption	3×10^7		
C _n H _m accretion	$> 10^7$	8	Total accretion rate of small C-rich molecules
He ⁺ sputtering	$\sim 10^8$	7	
PAH merging	$\sim 10^8$		

^a Reaction rates are estimated for a typical PAH/PAH⁺ of 50 C atoms in a diffuse interstellar cloud with $n_H = 50 \text{ cm}^{-3}$, $T = 50$ -100 K, UV intensity $G_0 = 3 \text{ Habing} = 1.6 \times 10^{14} \text{ erg cm}^{-3}$.

^b Assumed abundances: O 3.2×10^{-4} ; C⁺ 1.4×10^{-4} .

^c Global PAH accretion rates have been divided by 2, assuming that neutral and cation PAH abundances are about half the total PAH abundance.

^d References: 1 Tielens 2013; 2 Andrews et al. 2016; 3 Leach 1996; 4 Montillaud et al. 2013; 5 Zhen et al. 2016; 6 Snow & Bierbaum 2008; 7 Micelotta et al. 2010a; 8 This paper.

Appendix A.3: Overall chemistry: Hierarchy of reaction rates

Figure 1 and Table A.1 display typical orders of magnitude for the main processes that the smallest PAHs, with about 50 C atoms, undergo in the diffuse ISM for averaged conditions: density $n_H = 50 \text{ cm}^{-3}$, temperature $T = 50$ -100 K, and UV intensity $G_0 = 3 \text{ Habing} = 1.6 \times 10^{14} \text{ erg cm}^{-3}$. The reaction rates of the relevant processes range over nine orders of magnitude so that there is a well-defined hierarchy. Together with photo-processes, the main processes are listed below (we do not discuss electron attachment and double ionization that are not very important in the diffuse ISM).

- **H accretion.** Because of the overwhelming abundance of atomic hydrogen in the diffuse ISM, reactions between H and PAH⁺ are by far the most frequent pure chemical reactions undergone by PAHs. As expected, they occur at a significant fraction of the Langevin rate,

$$k_L = 2\pi e (\alpha_H/\mu)^{0.5} = 2 \times 10^{-9} \text{ cm}^3 \text{ s}^{-1}, \quad (\text{A.1})$$

where $\alpha_H = 0.67 \times 10^{-24} \text{ cm}^3$ is the H polarizability and $\mu = 1$ is the reduced atomic mass. However, we did not consider the processes that form loosely bound overhydrogenated states or immediately eject an H_2 molecule (e.g., Castellanos et al. 2018b) because they are irrelevant for fullerene formation. We address only the rehydrogenation of partially dehydrogenated PAHs.

The actual rate of H association with large PAH cations is only about 7% of this value, as measured in the laboratory by Demarais et al. (2014). We use this value, $1.4 \times 10^{-10} \text{ cm}^3 \text{ s}^{-1}$, in

Table A.1 and Fig. 1 for the most important H process, rehydrogenation of PAHs through association of H with dehydrogenated PAH⁺, as adopted, for instance, by Montillaud et al. (2013) and Andrews et al. (2016). This process is implied in the discussion of PAH dehydrogenation of Appendix A.2.

- **C⁺ accretion.** The Langevin rate for the reaction C⁺ + PAH is about $6 \times 10^{-9} \text{ cm}^3 \text{ s}^{-1}$ with $\alpha \sim 1.5 \times 10^{-24} N_C \text{ cm}^3$ (e.g., Allamandola et al. 1989) and $N_C = 50$. For anthracene (C₁₄H₁₀), Canosa et al. (1995) measured that the total reaction rate (charge exchange plus C⁺ accretion) is $3 \times 10^{-9} \text{ cm}^3 \text{ s}^{-1}$, which is close to the Langevin rate, while the branching ratio for C⁺ accretion is 40%. This ratio is expected to increase with the mass of the PAH. We may thus estimate that the rate of accretion of C⁺ onto neutral PAHs in the diffuse ISM remains close to $2 \times 10^{-9} \text{ cm}^3 \text{ s}^{-1}$. This yields about $2 \times 10^{-4} \text{ yr}^{-1}$ for the global rate of carbon accretion onto PAHs in the standard diffuse ISM (Table A.1 and Fig. 1).

Many structures are possible for the addition of the carbon atom to the carbon network. The reaction of C with naphthalene studied by Krasnokutski et al. (2017) shows that the formation of a seven-membered ring by insertion into a peripheral hexagon should be energetically favored with a total energy about -4 eV for naphthalene. Such a structure with $N_C \sim 40\text{-}50$ should be unstable by interstellar photodissociation, but it could be stabilized by H addition. However, as discussed below (Appendix A.4), the overall net C⁺ growth rate, if any, cannot be higher than the O sputtering rate in order to sustain the PAH size distribution. Because the C⁺ accretion rate is significantly higher than the O rate (Table A.1 and Fig. 1), most C⁺ accretions therefore must eventually lead to the ejection of at least one carbon atom. Overall, it is difficult to predict whether the net result of C⁺ accretions leads to growth or sputtering of the carbon skeleton, and this result could depend on the PAH structure and size.

- **O sputtering.** Atomic oxygen easily reacts with PAH cations. The results for a number of measured reactions O + PAH⁺ are summarized in Snow and Bierbaum (2008). Although CO is substantially produced in reactions with benzene and naphthalene cations, the direct result is only O accretion for coronene, with a rate $1.3 \times 10^{-10} \text{ cm}^3 \text{ s}^{-1}$. We may conservatively assume that the rate is at least comparable for heavier PAHs. This yields about $3 \times 10^{-5} \text{ yr}^{-1}$ for the global rate of oxygen accretion onto PAHs in the standard diffuse ISM (Table A.1 and Fig. 1).

Although there is no information on the initial product of this reaction, it is generally assumed that an epoxy binding on two adjacent C-C carbons is most probable. However, the epoxy binding energy is only $\sim 2.4 \text{ eV}$ (e.g., Li et al. 2006), so that the O-PAH association cannot survive the next UV photon absorption, unless the O atom forms a more stable binding. This is favored by its high mobility on the PAH surface, for which the hopping barrier is lower than about 1 eV (Li et al. 2006). A ketone therefore appears as a possible outcome, especially for heavy PAHs. For low values of N_C , however, the ketone may be easily photodissociated with loss of CO, whose dissociation energy and barrier may be lower than 1.5 eV and 4 eV, respectively, as found by Chen et al. (2018) for bisanthraquinone. The net effect of reactions with O for the smallest stable PAHs with $N_C \lesssim 50\text{-}60$ should therefore be carbon sputtering. We may assume that its rate is practically equal to the rate of O accretion, $\gamma_O \sim 0.7 \times 10^{-4} \text{ yr}^{-1}$, for relatively small PAHs with N_C close to N_{Cr} .

Appendix A.4: Size distribution and dehydrogenation rate

Size distribution. The information about the size distribution of interstellar PAHs mainly comes from the observed IR spectrum and the ratios of its main features, especially implying the $3.3 \mu\text{m}$ band. However, despite the enormous amount of data accumulated on PAH IR spectra by successive space observatories, our understanding of the origin of this size distribution is still limited. As quoted by Draine et al. (2020), for example, the size distribution of interstellar PAHs results from various processes: fragmentation of dust grains, chemisputtering, He⁺ and e⁻ sputtering in hot gas, growth by C⁺ accretion, agglomeration with other PAHs, and accretion onto dust grains.... It is therefore impossible to derive a precise shape of the PAH size distribution because of our limited understanding of these processes. We therefore have to refer to empirical size distributions proposed on the basis of the IR feature ratios (e.g., Désert et al. (1990); Draine & Li (2007); Maragkoudakis et al. (2020)).

These distributions and the corresponding PAH abundances as a function of N_C , $n_{\text{PAH}}(N_C)/n_{\text{H}}$, are well visualized in Fig. 5 of Pilleri et al. (2009), for example. We therefore approximate the PAH abundance as $n_{\text{PAH}}(N_C)/n_{\text{H}} = 10^{-8}$ for $N_C \leq 50$ and $10^{-8} \times (N_C/50)^{-1.67}$ for $N_C > 50$. The difference with more elaborate models is not significant compared to their uncertainty. This corresponds to $X_C \sim 1.5 \times 10^{-3}$ of total interstellar carbon for each value of $N_C \sim 50$, that is, close to the dehydrogenation limit. For higher values of N_C , the distribution of $X_C(N_C)$ is expected to decrease mildly with N_C , as $(N_C/50)^{-0.67}$ for the size distribution we assumed above.

Overall PAH dehydrogenation rate. Maintaining such a high abundance of PAHs close to the photodissociation limit needs to compensate for the dehydrogenation sink by an overall net downsizing of PAHs because there is no down-top feeding from smaller fullerenes or other carbonaceous carbon clusters. When we assume that carbon loss cannot result from the only effect of single-photon photodissociation and H reactions, this net downsizing should be dominated by C⁺ and O reactions because their rates are much faster than those of any others (Fig. 1). Atomic oxygen sputtering is an obvious contribution to the net PAH downsizing. The overall effect of C⁺ accretion is more uncertain because its net effect on the carbon skeleton may be either growth or sputtering. C⁺ growth, if any, must be slower than O sputtering to preserve a net downsizing, however. We note that this condition should also avoid the catastrophic depletion of gas carbon considered by Thaddeus (1995), for example. It is unlikely that C⁺ growth accidentally almost compensates for O sputtering. We may therefore consider that it is likely that some fraction of the O sputtering rate, for instance, 0.3, provides a conservative lower limit for the actual sputtering rate, that is, $\gamma_{\text{spPAH}} \geq 0.3 \gamma_O = 0.2 \times 10^{-4} \text{ yr}^{-1}$. Because the sputtering rate, γ_{spPAH} , is also obviously the overall rate of PAH dehydrogenation, this is also a lower limit for the dehydrogenation rate.

Appendix B: Computation of absorption spectra of fullerenes and nanotube segments

Appendix B.1: Fullerenes

As quoted in Section 5.2, in order to estimate the possibility of measuring the abundances of interstellar fullerenes through their optical absorption, we performed B3LYP/6-31G* calculations of the visible spectrum for 19 neutral fullerene isomers (and their cations except for one), with even values of N_C between 40 and 50 (Table B.2).

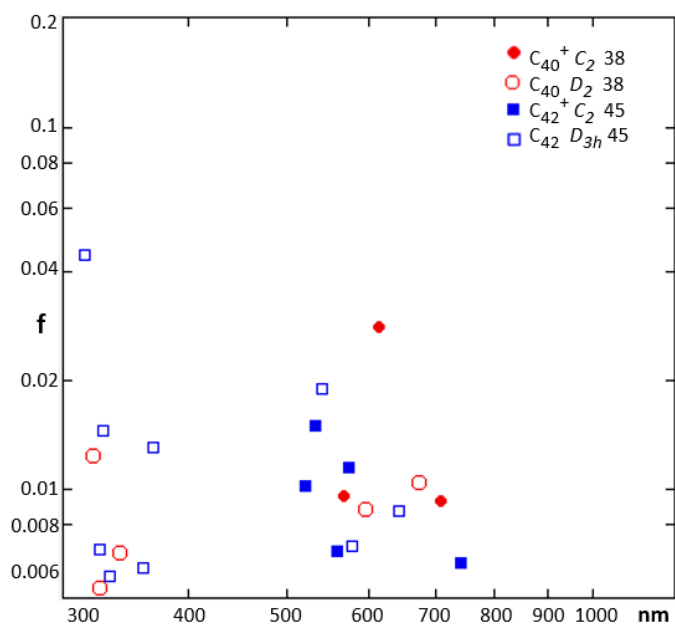


Fig. B.1. Computed absorption spectra (f-values) of neutral fullerenes $C_{40} D_2 38$ and $C_{42} D_{3h} 45$ and cations $C_{40}^+ C_2 38$ and $C_{42}^+ C_2 45$ (Table B.2) from ~ 420 nm to 1200 nm. Neutral isomers are displayed by open symbols and cations by full symbols.

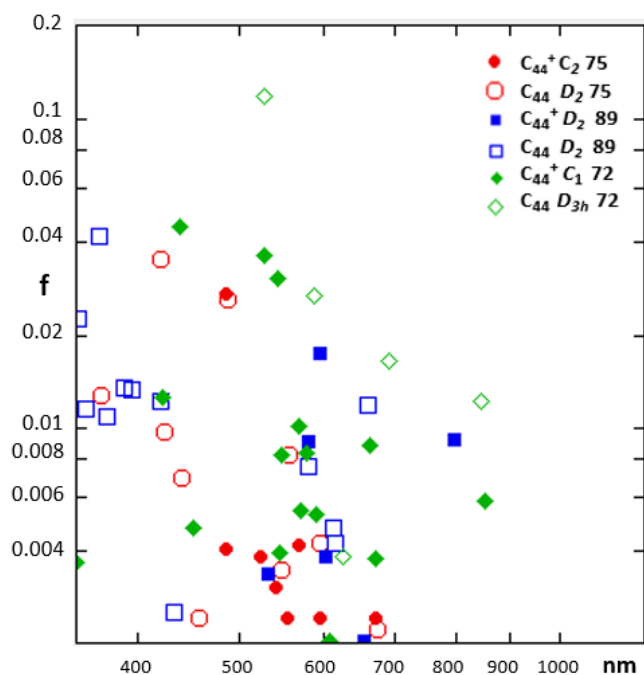


Fig. B.2. Computed absorption spectra (f-values) of three isomers of fullerene C_{44} ($D_2 75$, $D_2 89$, and $D_{3h} 72$) and C_{44}^+ ($C_2 75$, $D_2 89$, and $C_1 72$) (Table B.2). Neutral isomers are displayed by open symbols and cations by full symbols.

For each of the fullerenes C_{40} to C_{50} , the structures of those isomers that are within 10 kcal mol^{-1} in energy with respect to the most stable isomer as determined previously by Sun et al. (2005, see Table B.2) were optimized using the hybrid-density functional B3LYP (Becke 1993; Lee et al. 1988) in conjunction with the 6-31G* basis set implemented in Gaussian 16 (Frisch et

Table B.1. Energies (in eV) of first ${}^1T_{1u}$ states of C_{60} buckminsterfullerene computed at various levels of theory.

Level	${}^1T_{1u}$	${}^2T_{1u}$
B3LYP/6-311+G**	3.44	3.88
B3LYP/6-31G*	3.47	3.93
CAM-B3LYP/6-311+G**	4.28	4.65
ω B97X/6-311+G**	4.62	5.36
ω B97XD/6-311+G**	4.36	4.88
PBE0/6-311+G**	3.62	4.01
M062X/6-311+G**	4.26	4.58
CASPT2 ^a	3.09	3.19
experiment ^b	3.08	3.30

^a Using an atomic natural orbital basis of $3s2p1d$ quality, see Anderson (2020).

^b As given in Anderson (2020).

al. 2016). For comparison, the structure of the I_h isomer of C_{60} , buckminsterfullerene was also optimized at this level of theory.

The energy of excited states and oscillator strengths were computed using the optimized structures and time-dependent density functional theory (TD-DFT). We employed various functionals [B3LYP, CAM-B3LYP (Yanai et al. 2004), ω B97X (Chai et al. 2008a), ω B97XD (Chai et al. 2008b), PBE0 (Adamo & Barone 1999; Ernzerhof & Scuseria 1999), and M062X (Zhao & Truhlar 2008)] in conjunction with the 6-311+G** basis set for computing the electric dipole allowed transitions from the ground state to the two lowest lying ${}^1T_{1u}$ states of buckminsterfullerene to compare with experimental and sophisticated CASPT2 (Anderson 2020) data (Table B.1).

We find that the deviation of the B3LYP values from experiment is the lowest of the functionals we investigated (0.4 eV and 0.6 eV for ${}^1T_{1u}$ and ${}^2T_{1u}$, respectively). We also note that the energies hardly change when the much more economical 6-31G* basis set is employed. We thus chose the B3LYP/6-31G* level of theory to compute the excited state energies of the fullerenes for the semiquantitative purpose of this study.

The structures of the fullerene radical cations were optimized at the B3LYP/6-31G* level of theory starting from the structure of the neutrals without symmetry constraint. Vibrational analysis confirmed that they represent local minima of the potential energy surface. The point groups of the derived structures were directly identified, and they are reported in Table B.2. For C_{44}^+ and C_{50}^+ , these point groups agree with those given by Candian et al. (2019). Subsequently, the excited state energies were computed with the TD-DFT approach employing the B3LYP functional and the 6-31G* basis set.

The structures of a few single-wall carbon nanotube segments were similarly optimized at the B3LYP/6-31G* level of theory for the neutrals and cations, and the excited state energies were subsequently computed at the B3LYP/6-31G* level of theory. The results are presented in Appendix B.2.

All calculated spectra of C_{40} to C_{50} fullerenes display at least one and generally several significant bands between 400 and 800 nm, with f-values higher than 10^{-2} (Figs. 2 and B.1 to B.4). There is a trend for finding stronger bands for the most stable fullerenes, C_{50} and C_{44} , and with increasing values of N_C . C_{50} isomers have several visible bands with $f \sim (5-8) \times 10^{-2}$. Most of these relatively strong bands are concentrated at $\lambda \lesssim 550$ nm, but a few are found at $\sim 550-600$ nm (Fig. 2). The visible bands of

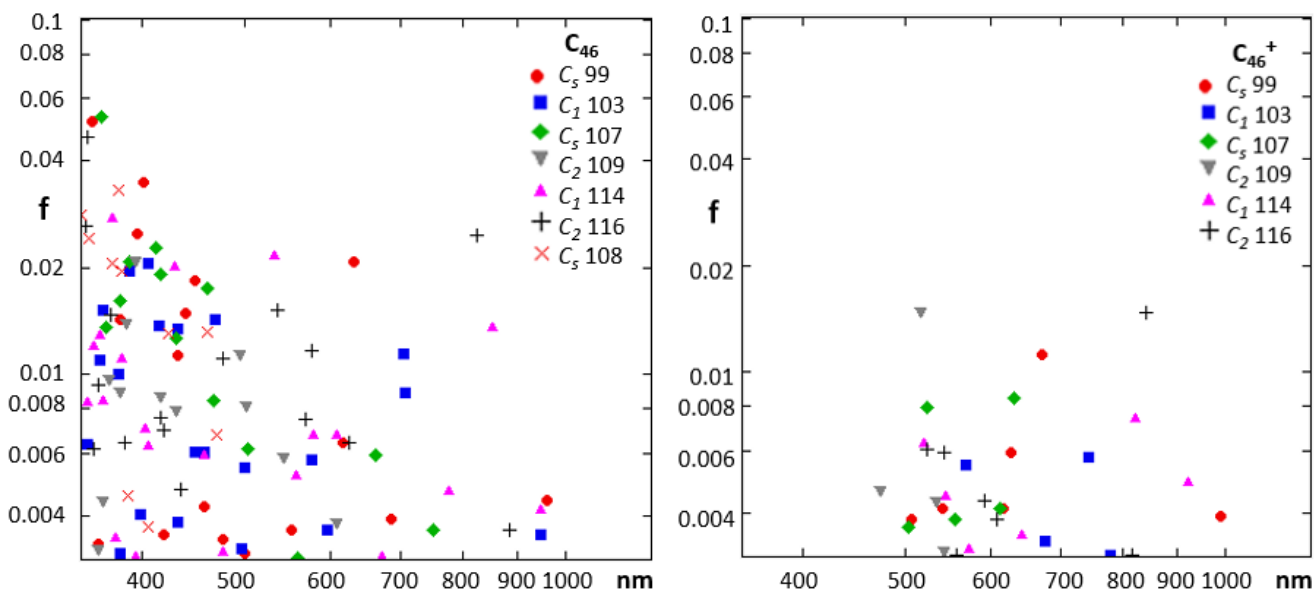


Fig. B.3. Computed absorption spectra (f-values) of neutral fullerenes from 350 nm to 1200 nm, C_{46} : C_5 99, C_1 103, C_5 107, C_5 108, C_2 109, C_1 114, and C_2 116 (left), and cations from ~480 nm to 1200 nm, C_{46}^+ : C_5 99, C_1 103, C_5 107, C_2 109, C_1 114, and C_2 116 (right) (Table B.2).

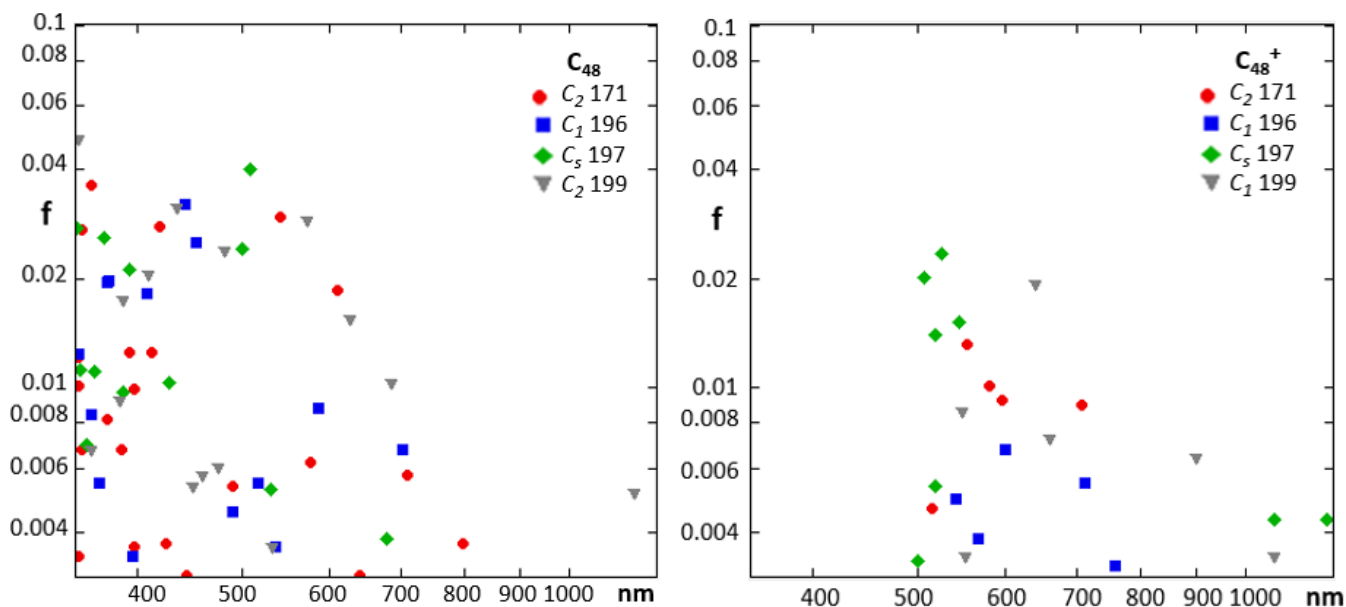


Fig. B.4. Computed absorption spectra (f-values) of neutral fullerenes C_{48} : C_2 171, C_1 196, C_5 197, and C_2 199, from 350 nm to 1200 nm (left), and cations C_{48}^+ : C_2 171, C_1 196, C_5 197, and C_1 199, from ~500 nm to 1200 nm (right) (Table B.2).

the isomers of the other fullerenes display a similar wavelength distribution, but with significantly lower f-values, by a factor ~ 2 for C_{44} and C_{48} , ~ 3 for C_{46} , and ~ 6 for C_{40} and C_{42} (see Figures B.1 to B.4).

Our calculations generally confirm some similarity of the spectra of cation and neutral forms of the same molecule, as is known for PAHs (e.g., Mallocci et al. 2004). While the f-value of each the C_{60}^+ bands at 9577/9632 Å is $\sim 3\text{-}2 \times 10^{-2}$ (Campbell & Maier 2017), similar f-values are found for two bands of C_{50}^+ D_{5h} at $\lambda > 600$ nm, and about half the computed cation spectra include a band at $\lambda > 600$ nm with $f \gtrsim 10^{-2}$.

Appendix B.2: Nanotube segments

Nanotube segments (e.g., Fig. B.5) present similarities with symmetrical PAHs and fullerenes. Their strong visible bands justify their consideration as DIB carriers (Zhou et al. 2006). As their formation appears to be possible from partially dehydrogenated PAHs (Section 3.2; Chen et al. 2020), we calculated the optical absorption spectra of a few of the shortest neutral and cation (4,4) and (5,5) armchair tube-segments with the same method as fullerenes (Appendix B.1). Figs. B.6 and B.7 display the spectra of (4,4) C_nH_{16} , with $n = 40, 48,$ and 56 and (5,5) C_nH_{20} , with $n = 30, 40, 50, 60,$ and 90 . All these neutral and cation tube-segments with $N_C > 40$ have a strong band in the range $\sim 400\text{-}$

Table B.2. Fullerene isomers included in the calculations^a.

N_C	n_{iso}^b	sym^c	ΔE^d	N_C	n_{iso}^b	sym^c	ΔE^d
C ₄₀	38	D ₂ C ₂	0.0	C ₄₂	45	D ₃ C ₂	0.0
C ₄₄	75	D ₂ C ₂	0.0	C ₄₆	109	C ₂ C ₂	0.0
	89	D ₂ D ₂	0.7		108 ^e	C _s	2.0
	72	D _{3h} C ₁	7.8		103	C ₁ C ₁	5.9
					107	C _s C _s	6.0
					114	C ₁ C ₁	6.2
				116	C ₂ C ₂	7.6	
				99	C _s C _s	7.4	
C ₄₈	171	C ₂ C ₂	0.0	C ₅₀	270	D ₃ C ₂	0.0
	199	C ₂ C ₁	2.6		271	D _{5h} C _{5h}	5.6
	196	C ₁ C ₁	2.9		266	C _s C _s	8.2
	197	C _s C _s	5.2				

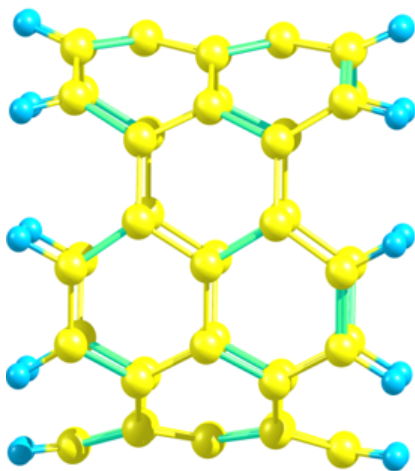
^a The spectra of all listed neutral and cation isomers have been calculated, except for C₄₄⁺ 108. For each value of N_C , they are listed in order of increasing values of formation energies given by Sun et al. (2005).

^b Isomer number from Fowler & Manolopoulos (1995).

^c Point group symmetry: 1) neutral; 2) radical cation.

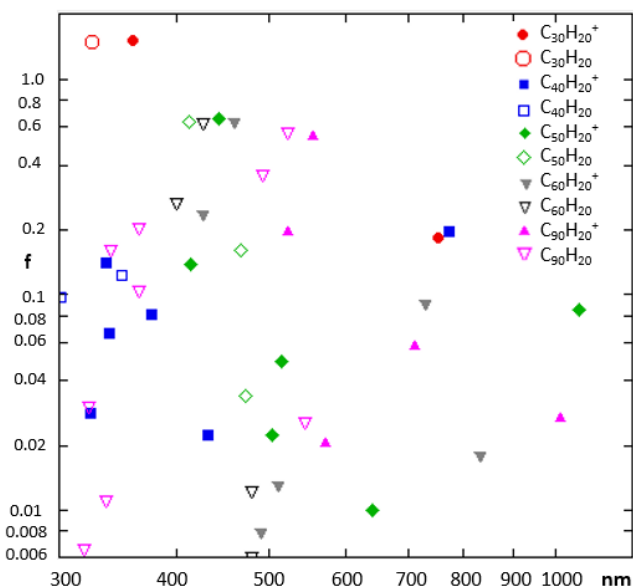
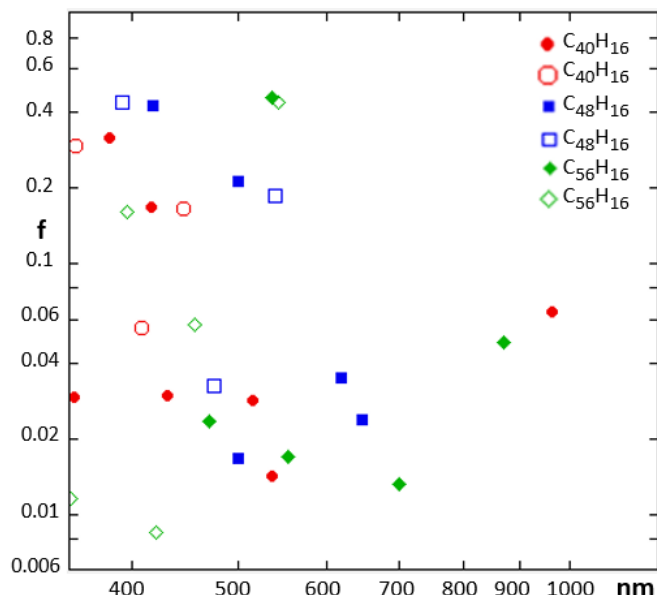
^d Relative electronic energy (kcal/mol).

^e The cation spectrum was not calculated.

**Fig. B.5.** Example of nanotube segment: Armchair (5,5) C₅₀H₂₀

800 nm with $f \sim 0.5$. This confirms the results of Zhou et al. (2004, 2006) for (5,5) armchair tube-segments, but with significantly lower f -values. There are many additional weaker bands, including cation bands at $\lambda \gtrsim 550$ nm with $f \gtrsim 0.02$. The size distribution of these nanotube-segments and the resulting interstellar absorption spectrum is expected to depend not only on their formation, but also on their subsequent chemistry and possible growth by C⁺ accretion. It is not excluded that they might carry some DIBs if they formed in the diffuse ISM.

We extended the calculations to a few neutral and cation semi-capped armchair (5,5) nanotube segments, C_nH₁₀, with $n = 50, 60, 70, 80, 90,$ and 100 , including C₅₀H₁₀, which was synthesized by Scott et al. (2011). Their visible absorption spectra (Fig. B.8) have similar general characteristics to open nanotube segments (Figs. B.6 and B.7), with a trend to slightly weaker fea-

**Fig. B.6.** Computed absorption spectra (f -values) of some (5,5) armchair nanotube segments, C_nH₂₀, with $n = 30, 40, 50, 60,$ and 90 . Full symbols show cations, and open symbols show neutrals.**Fig. B.7.** Computed absorption spectra (f -values) of some (4,4) armchair nanotube segments, C_nH₁₆, with $n = 40, 48,$ and 56 . Full symbols show cations, and open symbols show neutrals.

tures. The computed spectrum of neutral C₅₀H₁₀ appears to be compatible with that measured by Scott et al. (2011) in CH₂Cl₂.

Appendix B.3: Summary of fullerene chemistry

The chemistry of interstellar fullerenes was addressed in Omont (2016), but mostly in view of C₆₀. The main conclusions are that many atoms or ions, including H, C⁺, and O, probably accrete onto the cage, either ionized or neutral, with a rate comparable to the Langevin rate, similarly to PAHs (Appendix A.3). Low binding energies and the high C₆₀ stability prevent the formation of stable compounds, however. Most accreted species are

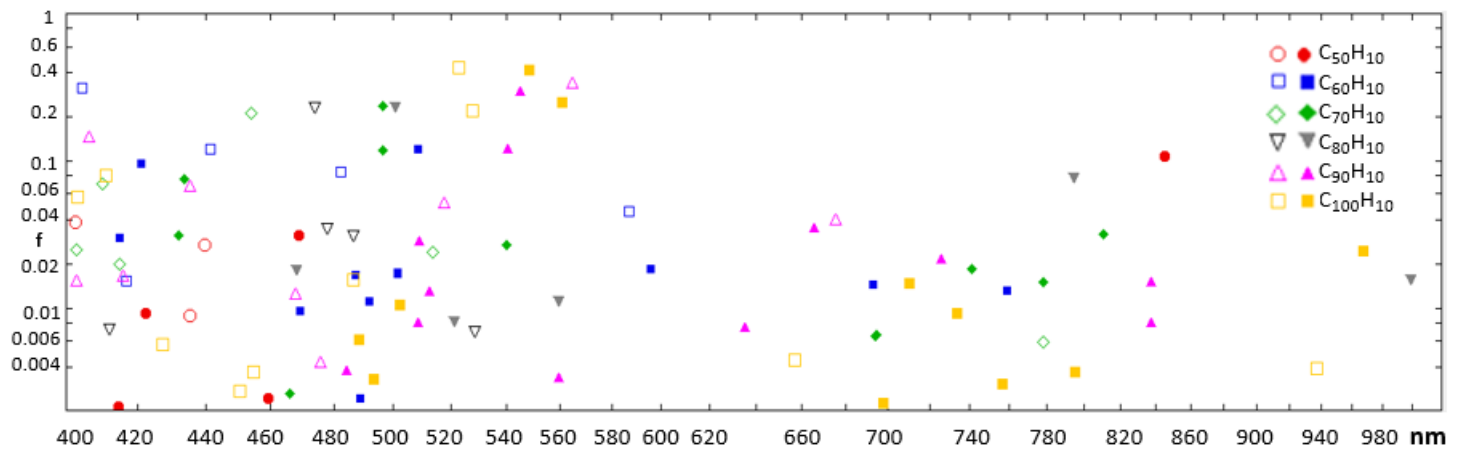


Fig. B.8. Computed absorption spectra (f -values) of some semicapped (5,5) armchair nanotube segments, C_nH_{10} , with $n = 50, 60, 70, 80, 90$, and 100 . Full symbols show cations, and open symbols show neutrals. The lower λ limit of the computations is 400 nm for all neutrals. For cations, it varies from ~ 400 nm for $C_{50}H_{10}^+$ to ~ 480 nm for $C_{100}H_{10}^+$.

just quickly lost through photodissociation. The only exception might be Fe^+ , while it is not completely excluded that atomic oxygen might lead to sputtering through CO ejection.

Smaller fullerenes should have a similar uncertain chemistry, but their lower stability might increase the possibility of sputtering, especially following reactions with atomic oxygen. The case of C^+ was quoted in Section 4.1. Its accretion rate could be similar to PAHs and might play an important role in cage evolution. However, its accretion is thought to remain transitory, before its ejection by the next UV photon with $E \gtrsim 10$ eV. Cage sputtering through loss of C_3 is even possible for low values of N_C , but this is uncertain. Cage growth by incorporation of a C_2 unit after the accretion of a second C^+ therefore appears to be inefficient. Replenishment in small PAHs from other types of C_n clusters with $n < N_{Ccr}$ also appears to be unlikely because graphene flakes are probably unstable and tubular structures cannot easily return to the planar carbon skeleton of PAHs. Hydrogenated fullerenes (fulleranes) are probably more unstable than with C_{60} , and the formation of interstellar endohedral compounds appears to be at least as difficult as for C_{60} .

In conclusion, cage decay of these fullerenes could be as rapid as for PAHs for $N_C \sim 50$, but probably not faster. Direct photodissociation decay through C_2 loss might be considered for $N_C < 40$.