
FASTER SEARCH OF CLUSTERED MARKED STATES WITH LACKADAISICAL QUANTUM WALKS

Amit Saha^{1,3*}, Ritajit Majumdar², Debasri Saha¹, Amlan Chakrabarti¹, Susmita Sur-Kolay²

¹A. K. Choudhury School of Information Technology, University of Calcutta

²Advanced Computing & Microelectronics Unit, Indian Statistical Institute

³Atos, Pune, India

*abamitsaha@gmail.com

January 12, 2022

ABSTRACT

The nature of discrete-time quantum walk in the presence of multiple marked states has been studied by Nahimovs and Rivosh. They introduced an exceptional configuration of clustered marked states *i.e.*, if the marked states are arranged in a $\sqrt{k} \times \sqrt{k}$ cluster within a $\sqrt{N} \times \sqrt{N}$ grid, where $k = n^2$ and n an odd integer. They showed that finding a single marked state among the multiple ones using quantum walk with AKR (Ambainis, Kempe and Rivosh) coin requires $\Omega(\sqrt{N} - \sqrt{k})$ time. Furthermore, Nahimov and Rivosh also showed that the Grover's coin can find the same configuration of marked state both faster and with higher probability compared to that with the AKR coin. In this article, we show that using lackadaisical quantum walk, a variant of a three-state discrete-time quantum walk on a line, the success probability of finding all the clustered marked states of this exceptional configuration is nearly 1 with smaller run-time. We also show that the weights of the self-loop suggested for multiple marked states in the state-of-the-art works are not optimal for this exceptional configuration of clustered mark states. We propose a range of weights of the self-loop from which only one can give the desired result for this configuration.

Keywords Lackadaisical Quantum Walk · Multiple Marked State · Quantum Walk · Clustered marked States

1 Introduction

As development of quantum computers has progressed significantly in the last decade, quantum algorithms for new problems, which provide potential speedup over their classical counterparts¹ are also being studied enthusiastically. Grover's algorithm² is one of the quantum algorithms that has quadratic speedup for searching a marked location in an unsorted database. Quantum walk³ is another such quantum algorithm that can be a prospective candidate for solving search problems⁴⁻⁷ with considerable speedup over their classical versions. Quantum walks (QW) have two main variants, namely continuous-time (CTQW)⁸ and discrete-time^{9,10} (DTQW). The probability distribution of the particles for both the variants of the quantum walk, soars quadratically faster in position space compared to the classical random walk.¹¹⁻¹³ A CTQW evolves under a Hamiltonian which is defined with respect to a graph, and no coin operator is required. A DTQW evolves through a quantum coin operator. In DTQW on a 1D grid (line), a two-state quantum coin operator has been used.

The concept of lazy quantum walk¹⁴ (LQW), where the walker has equal probability of staying put, was later introduced incorporating a three-state quantum coin operator on a line. This helps to establish a relationship between CTQW and DTQW.¹⁴ A small variation in lazy quantum walk gave birth to a breakthrough algorithm *i.e.*, lackadaisical quantum walk,¹⁵ which gives algorithmic speed up over the previous ones.¹⁶⁻²¹ Lackadaisical quantum walk assigns a self-loop

of weight l to each vertex (which can be varied as necessary; refer Figure 1), so that the walker has non-zero probability of staying put.

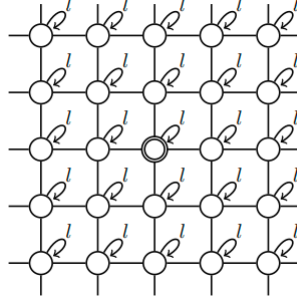


Figure 1: A 2D grid of $N = 5 \times 5$ vertices with a self-loop of weight l at each vertex. The boundaries are periodic. A marked vertex is indicated by a double circle.²²

Wong²² showed that the lackadaisical quantum walk, having self-loop of weight $4/N$ for each vertex, searches a single marked state with a ~ 1 success probability in $O(\sqrt{N \log N})$ steps, thus yielding an $O(\sqrt{\log N})$ improvement over the DTQW. Later on, the authors²³⁻²⁷ have studied the advantage of lackadaisical quantum walk over DTQW for multiple marked states. But, these works have failed to provide a generalized solution for the exceptional configuration of multiple marked states arranged in a $\sqrt{k} \times \sqrt{k}$ cluster within a $\sqrt{N} \times \sqrt{N}$ grid using lackadaisical quantum walk over DTQW.

In this paper, we propose a weight $l = \frac{4}{N * (k + 1)} \pm \delta$ for the self-loop through numerical simulation, where δ is chosen such that $\frac{4}{N * (k + 2)} \leq l \leq \frac{4}{N * k}$. Out of this range of weights, only one weight can attain the success probability ~ 1 for finding all the clustered marked states with run-time lower than the state-of-the-art algorithms because no amplitude amplification is required.

This article is organized as follows: we briefly discuss standard quantum walk and lackadaisical quantum walk in a two-dimensional grid in Section 2. We discuss the works related to our proposed work in Section 3. In Section 4, we present our proposed methodology for cluster of marked states on a two-dimension grid using lackadaisical quantum walk. Finally, we conclude in Section 5.

2 Background

A few preliminaries of quantum random walk are presented now.

2.1 Discrete time quantum walk in 2-Dimensions

A quantum random walk consists of a position Hilbert space H_p and a coin Hilbert space H_c . A quantum state consists of these two degrees of freedom, $|c\rangle \otimes |v\rangle$ where $|c\rangle \in H_c$ and $|v\rangle \in H_p$. A step in quantum walk is a unitary evolution $U = S.(C \otimes I)$ where S is the shift operator and C is the coin operator, which acts only on the coin Hilbert space H_c . If we consider a $\sqrt{N} \times \sqrt{N}$ grid, then the quantum walk starts in a superposition of states given by

$$|\psi(0)\rangle = \frac{1}{\sqrt{4N}} \left(\sum_{i=1}^4 |i\rangle \otimes \sum_{x,y=1}^{\sqrt{N}} |x,y\rangle \right) \quad (1)$$

where (i) each location (x, y) corresponds to a quantum register $|x, y\rangle$ with $x, y \in \{1, 2, \dots, \sqrt{N}\}$ and (ii) the coin register $|i\rangle$ with $i \in \{\leftarrow, \rightarrow, \uparrow, \downarrow\}$. The most often used transformation on the coin register is the Grover's Diffusion transformation D

$$D = \frac{1}{2} \begin{pmatrix} -1 & 1 & 1 & 1 \\ 1 & -1 & 1 & 1 \\ 1 & 1 & -1 & 1 \\ 1 & 1 & 1 & -1 \end{pmatrix} \quad (2)$$

The Diffusion operator can also be written as $D = 2 |s_D\rangle \langle s_D| - I_4$, where $|s_D\rangle = \frac{1}{\sqrt{4}} \sum_{i=1}^4 |i\rangle$.

The transformation creates a superposition of the coin states $|i\rangle$, which in turn governs the shift operation. Multiple shift operators have been proposed in the literature²⁸ out of which, in this paper, we have used the Flip-Flop shift transformation S^{29} whose action on the basis states are as follows:

$$|i, j, \uparrow\rangle = |i, j - 1, \downarrow\rangle \quad (3)$$

$$|i, j, \downarrow\rangle = |i, j + 1, \uparrow\rangle \quad (4)$$

$$|i, j, \leftarrow\rangle = |i - 1, j, \rightarrow\rangle \quad (5)$$

$$|i, j, \rightarrow\rangle = |i + 1, j, \leftarrow\rangle. \quad (6)$$

From Equations 3-6, we can infer that the Flip-Flop shift transformation changes the value of the direction register to the opposite after moving to an adjacent position state.

It is easy to see that $|\psi(t)\rangle$ is a +1 eigenstate of the operator $U = S.(D \otimes I)$ for any $t \in \mathbb{Z}$. A perturbation is created in the quantum state by applying the coin operator $-I$ instead of D for marked locations. A general quantum walk algorithm applies this unitary operation (appropriately for the marked and the unmarked states) t times to create the state $|\psi(t)\rangle$ such that $\langle \psi(t) | \psi(0) \rangle$ becomes close to 0. Measurement of the state $|\psi(t)\rangle$ is expected to give the marked location with high probability.

2.2 Lackadaisical quantum walk in 2-Dimensions

In a 2-dimensional lackadaisical quantum walk, the degree of freedom of the coin is five-dimensional, i.e. $i \in \{\leftarrow, \rightarrow, \uparrow, \downarrow, \cdot\}$. The flip-flop transformation conditioned on the $|\cdot\rangle$ coin state is

$$S(|i, j\rangle \otimes |\cdot\rangle) = |i, j\rangle \otimes |\cdot\rangle \quad (7)$$

If l self-loops are allowed, then the Coin operator is $D = 2 |s_D\rangle \langle s_D| - I_5$, where

$$|s_D\rangle = \frac{1}{\sqrt{4+l}} (|\uparrow\rangle + |\downarrow\rangle + |\leftarrow\rangle + |\rightarrow\rangle + \sqrt{l} |\cdot\rangle) \quad (8)$$

2.3 Clustered marked states in a 2-dimensional grid

The notion of clustered marked states was introduced by Nahimovs et al.³⁰ In accordance with that paper, we consider the walk on a $\sqrt{N} \times \sqrt{N}$ grid where there are k marked locations arranged in a $\sqrt{k} \times \sqrt{k}$ cluster (Fig. 2).

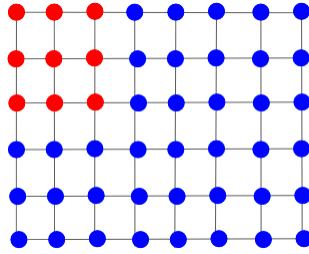


Figure 2: $\sqrt{k} \times \sqrt{k}$ marked locations (red nodes) in a $\sqrt{N} \times \sqrt{N}$ grid

3 Related Works

After the success of Grover's algorithm as a quantum search algorithm, Benioff³¹ first showed that if the N data points are arranged in a $\sqrt{N} \times \sqrt{N}$ grid, then the quantum speedup is lost. Since then, research has been carried out to design faster algorithms to search an unsorted database arranged in a two or higher dimensional grid. Ambainis et al.³² proposed an algorithm (referred henceforth as the AKR algorithm) based on quantum random walk with AKR coin. The diffusion operators of the AKR coin for the marked and unmarked states are $-I$ and D respectively, where D is as in Eq. (2). This algorithm can detect a marked state with probability $\mathcal{O}(\frac{1}{\log N})$ in $\mathcal{O}(\sqrt{N \log N})$ time. In order to increase

the success probability, amplitude amplification is necessary, which has a time complexity of $\mathcal{O}(\sqrt{\log N})$. This gives an overall running time of the algorithm to be $\mathcal{O}(\sqrt{N} \log N)$. Childs and Goldstone^{22,33} matched this runtime with a CTQW. Ambainis et al.²⁸ henceforth, proposed another algorithm, which does not require amplitude amplification, and can perform the search in $\mathcal{O}(\sqrt{N} \log N)$ time. Further works have been carried out to study quantum walk algorithms in other graph structures, but in this article we consider only the two-dimensional grid.

Most of the quantum walk based search algorithms consider one or two marked locations. Nahimovs and Rivosh³⁴ considered searching for multiple marked states within a $\sqrt{N} \times \sqrt{N}$ grid. The authors showed that if k marked states are clustered in a $\sqrt{k} \times \sqrt{k}$ block, then the algorithm of²⁹ can perform the search in $\Omega(\sqrt{N} - \sqrt{k})$ time by using a Grover's coin, where the diffusion operators for the marked and unmarked states are D and $-D$ respectively. Whereas if the k marked locations are distributed uniformly over the grid, then the algorithm requires $\mathcal{O}(\sqrt{\frac{N}{k} \log \frac{N}{k}})$ time. The authors³⁰ also showed that if k marked states are grouped in a $\sqrt{k} \times \sqrt{k}$ block, where $k = n^2$ and n is an even number ≥ 2 , then the quantum walk always fails to find any of the marked locations.

In,²⁴ the authors extended the model of¹⁵ to multiple marked states for the first time, arranged in a $\sqrt{k} \times \sqrt{k}$ cluster, where $k = n^2$ and n is an odd number, and showed by simulation that adjusting the weight of the self-loop to $\frac{4}{N(k + \lfloor \frac{\sqrt{k}}{2} \rfloor)}$, the probability of finding the marked states increases by ~ 0.2 . The number of steps required is less than that of the quantum walk with no self loop or Grover's coin. The authors also showed that adjusting the weight of the self loop in¹⁵ does not work for multiple mark states. But, the limitation of²⁴ was that the authors used only $k = 9$ and $N \leq 30$. Later on, Nahimovs^{23,26} and Giri et al.²⁵ provided an adjustable weight of the self loop for multiple marked states, which are $l = \frac{4(k - \sqrt{k})}{N}$,²³ $l = \frac{4 * k}{N}$ ²⁵ respectively for different grid size N . Albeit, their weights also fail to search a cluster of marked states. In this paper, we provide a generalized solution for this exceptional configuration of clustered marked states, which is thoroughly discussed in the next section.

4 Lackadaisical quantum walk for clustered marked states in a 2-dimensional grid

As discussed above, the authors³⁰ have used quantum walk where the weight on the self loop is 0, or in other words, is not lackadaisical. They have used Grover's coin in the AKR algorithm and exhibited that Grover's coin significantly outperforms the AKR coin with respect to success probability of finding clustered marked states in a 2-dimensional grid. In,¹⁵ the author has shown that using a weight of $\frac{4}{N}$ for the self loop, the probability of finding a single marked state increases with respect to that for non-lackadaisical walk. However, for multiple marked states, this weight provides a probability poorer than non-lackadaisical walk.²³⁻²⁵ In this paper, we have proposed a weight of the self loop, $l = \frac{4}{N * (k + 1)} \pm \delta$, such that $\frac{4}{N * (k + 2)} \leq l \leq \frac{4}{N * k}$, for finding clustered mark states which leads to a total success probability of nearly 1 in steps fewer than the state-of-the-art models of quantum walk for different grid sizes, where the probability of finding each marked state is $(total\ probability)/k$. The running time and the success probability of the lackadaisical quantum walk completely depends on a weight of the self-loop l . Figure 3 shows the evolution of the probability of finding the clustered mark vertices of $k = 9$ for the lackadaisical quantum walk on a grid of size $N = 50 \times 50$ for various values of l through simulation. As one can see different values of l result in different success probabilities and number of steps till the first peak. When $l = 0$, i.e., the non-lackadaisical quantum walk, the success probability reaches ~ 0.6 . The success probability becomes ~ 1 when $l \approx 0.00015$, which is approximately $\frac{4}{N * (k + 1)}$. We also observe that with the increase in steps, the success probability is periodic and the value of the peaks remain the same through out, which implies that the first peak is the optimum value. The algorithmic presentation of our proposed work is briefly illustrated in Algorithm 1.

Our simulations exhibit that using the weight of the self loop $l = \frac{4}{N * (k + 1)} \pm \delta$, the success probability is close to 1 for different grid sizes ranging from 10×10 to 100×100 , which is shown in Table 1. We also observe that δ varies between -0.00001 to 0.0004 for the aforesaid range of grid size. In Figure 4, we represent the results of our simulations graphically.

In Table 2, we have presented a comparative study of the Grover's coin and our proposed approach. We have carried out simulations for $k = 9$, i.e., 9 marked states arranged in a 3×3 cluster for different grid sizes ranging from 10×10 to 100×100 . The results clearly show that our proposed approach of lackadaisical quantum walk outperforms Grover's coin based quantum walk approach both in terms of success probability and run-time, which is shown in Figure 5. Our lackadaisical quantum walk approach finds all the marked states with success probability nearly 1 with the number of

Algorithm 1: LQW for clustered marked states in a 2-dimensional grid

Input: N, k

// N , the size of the 2-dimensional grid; k , the number of clustered mark states, which can be described as a set of clustered mark vertices $K(x, y)$ correspond to a quantum register $|x, y\rangle$ with $x, y \in \{1, \dots, \sqrt{N}\}$.

Output: $t, prob$

// t , the number of lackadaisical quantum walk steps taken to find the clustered mark states with $prob$, the success probability nearly 1.

// Define l , the weight of each self loop

Choose a value of δ such that $l = \frac{4}{N * (k + 1)} \pm \delta$ satisfies $\frac{4}{N * (k + 2)} \leq l \leq \frac{4}{N * k}$.

// Define $|\psi(0)\rangle$, the initial quantum state

$$|\psi(0)\rangle = \frac{1}{\sqrt{N(4+l)}} (\sum_{i=1}^5 |i\rangle \otimes \sum_{x,y=1}^{\sqrt{N}} |x, y\rangle);$$

// Define $|i\rangle$, the coin register with $i \in \{\leftarrow, \rightarrow, \uparrow, \downarrow, \cdot\}$, as the lackadaisical coin operator D

$$D = 2|s_D\rangle\langle s_D| - I_5;$$

// $|s_D\rangle = \frac{1}{\sqrt{4+l}}(|\uparrow\rangle + |\downarrow\rangle + |\leftarrow\rangle + |\rightarrow\rangle + \sqrt{l}|\cdot\rangle)$.

// Define U , the walk operator

$$U = S.(D \otimes I);$$

// S is Flip-Flop Shift transformation:

$$\begin{aligned} |i, j, \uparrow\rangle &= |i, j - 1, \downarrow\rangle, \\ |i, j, \downarrow\rangle &= |i, j + 1, \uparrow\rangle, \\ |i, j, \leftarrow\rangle &= |i - 1, j, \rightarrow\rangle, \\ |i, j, \rightarrow\rangle &= |i + 1, j, \leftarrow\rangle, \\ |i, j, \cdot\rangle &= |i, j, \cdot\rangle. \end{aligned}$$

// Define the clustered marked vertices

$$K(x, y) = -K(x, y), \forall K(x, y);$$

// Initialize the success probability and the number of steps

 $prob=0, t=0;$

while $t \geq 0$ **do**

// The evolution of lackadaisical quantum walk

 $|\psi(t + 1)\rangle = U |\psi(t)\rangle;$

if $prob > \sum_{|x,y\rangle \in K(x,y)} |\langle \psi | x, y \rangle|^2$ **then**

// If first peak is found

break;

else

// increment the number of steps

 $t = t + 1;$

// Save the current success probability for the next step

 $prob = \sum_{|x,y\rangle \in K(x,y)} |\langle \psi | x, y \rangle|^2;$

end

end

return $t, prob$

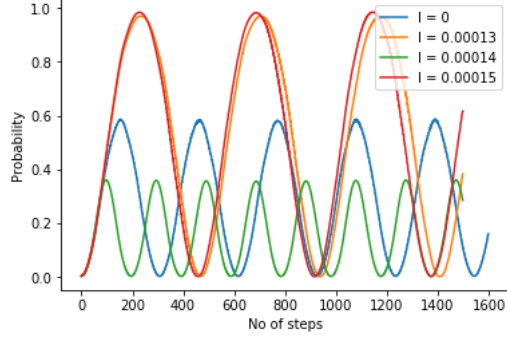
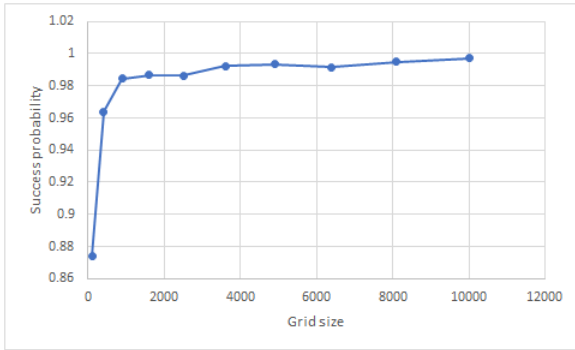


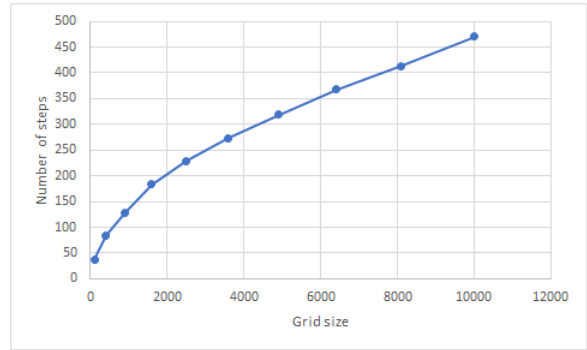
Figure 3: Success probability as a function of time for various l in a 2D grid of size 50×50 .

Table 1: Success probability and Number of steps for proposed LQW with $l = \frac{4}{N * (k + 1)} \pm \delta$ for $k = 9$ and different values of grid size N

Grid size	$\frac{4}{N * (k + 1)}$	δ	Weight (l)	success probability	Steps
100	0.004	0.0004	0.0044	0.874064	37
400	0.001	0	0.001	0.963963	84
900	0.00044	0.00005	0.000490	0.984277	128
1600	0.00025	0	0.00025	0.986564	183
2500	0.00016	-0.00001	0.00015	0.986460	229
3600	0.000111	0	0.000111	0.992471	273
4900	0.000081	0.000001	0.000082	0.993541	319
6400	0.000062	-0.000002	0.000060	0.991610	368
8100	0.000049	0	0.000049	0.994785	413
10000	0.000040	0.000003	0.000043	0.997134	471



(a)



(b)

Figure 4: LQW with $l = \frac{4}{N * (k + 1)} \pm \delta$, where $\frac{4}{N * (k + 2)} \leq l \leq \frac{4}{N * k}$ for $k = 9$ and different values of grid size N : (a) Success probability; and (b) Number of steps of LQW

steps linear in the size of the grid, which may be considered as optimal. For the Grover's coin based quantum walk, the algorithm needs to be iterated $\sqrt{\log N}$ times more in order to attain the success probability ~ 1 .

We have compared our work with^{23,25} and the results are shown in Table 3. In^{23,25} the authors tried to generalize the lackadaisical quantum walk approach for multiple marked states by suggesting the optimal weight for self-loop with $l = \frac{4(k - \sqrt{k})}{N}$ ²³ and $l = \frac{4 * k}{N}$ ²⁵. But, their weights fail miserably to find a single marked state of this exceptionally

Table 2: Number of steps and success probability of the LQW algorithm with the Grover’s coin vs. proposed coin, for $k = 9$ in different values of grid size N .

Grid size	Grover’s Coin		Proposed Coin	
	success probability	Steps	success probability	Steps
100	0.129953	55	0.874064	37
400	0.611614	59	0.963963	84
900	0.601515	451	0.984277	128
1600	0.592153	617	0.986564	183
2500	0.584134	1707	0.986460	229
3600	0.570086	571	0.992471	273
4900	0.569388	655	0.993541	319
6400	0.563390	761	0.991610	368
8100	0.557533	857	0.994785	413
10000	0.553369	949	0.997134	471

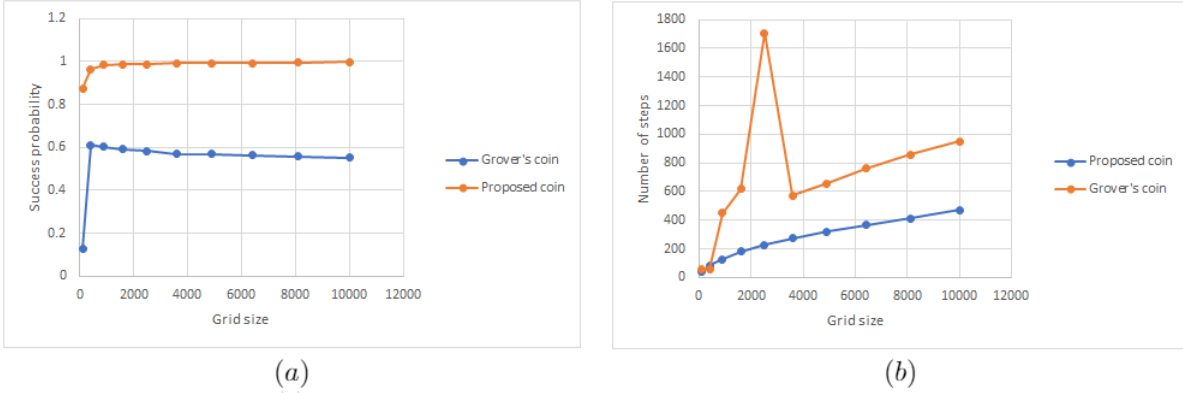


Figure 5: Comparison of the LQW algorithm with Grover’s coin vs. proposed coin for $k = 9$ and different values of grid size N : (a) Success probability; (b) Number of steps.

configured clustered marked states. In Figure 6, we show a comparative analysis of our proposed approach versus^{23,25} with respect to the success probability for $k = 9$ in different grid sizes from 10×10 to 100×100 .

Table 3: Success probability and Number of steps taken by the proposed LQW for $k = 9$ and different values of grid size N with (i) $l = \frac{4(k - \sqrt{k})}{N}$,²³ (ii) $l = \frac{4 * k}{N}$,²⁵ and (iii) the proposed $l = \frac{4}{N * (k + 1)} \pm \delta$.

Grid size	Weight ²³	success probability	Steps	Weight ²⁵	success probability	Steps	Proposed Weight	success probability	Steps
100	0.24	0.203058	74	0.36	0.207837	21	0.0044	0.874064	37
400	0.060000	0.025015	31	0.090000	0.066362	41	0.001	0.963963	84
900	0.026667	0.076135	130	0.04	0.041122	61	0.000490	0.984277	128
1600	0.015	0.041122	313	0.0225	0.015803	144	0.00025	0.986564	183
2500	0.0096	0.053291	393	0.0144	0.010333	135	0.00015	0.986460	229
3600	0.006667	0.069063	267	0.01	0.003479	291	0.000111	0.992471	273
4900	0.004898	0.002277	253	0.007347	0.028283	147	0.000082	0.993541	319
6400	0.00375	0.066896	787	0.005625	0.025452	337	0.000060	0.991610	368
8100	0.002963	0.052395	727	0.00444	0.027776	191	0.000049	0.994785	413
10000	0.0024	0.000764	2149	0.0036	0.011434	361	0.000043	0.997134	471

Further, we have simulated the result for $k = 25, 49$ (i.e., 25 marked states arranged in a 5×5 and 49 marked states arranged in a 7×7 cluster), using the same weight of the self loop $l = \frac{4}{N * (k + 1)} \pm \delta$, where δ varies between -0.000004 to 0.000016 for different grid sizes, which are given in Table 4. Hence, from Table 1 and Table 4, by analysing the value of δ , we infer that the weight of the self loop, $l = \frac{4}{N * (k + 1)} \pm \delta$, such that $\frac{4}{N * (k + 2)} \leq l \leq \frac{4}{N * k}$. Thus, we can conclude that our algorithm works for any value of k , where $k = n^2$, and n

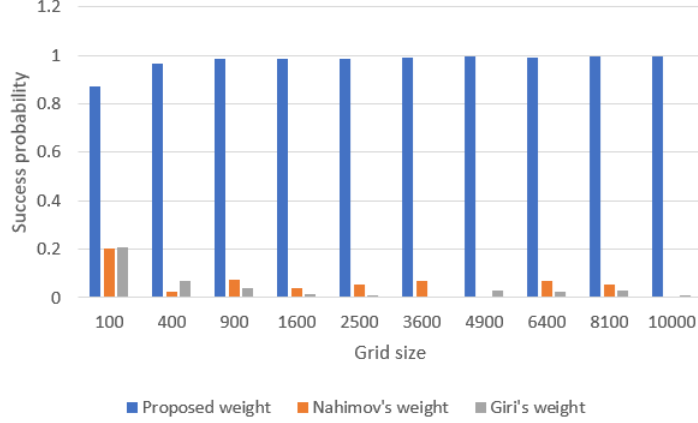


Figure 6: Comparative analysis of success probability of the proposed LQW for $k = 9$ and different values of grid size N with (i) the proposed $l = \frac{4}{N * (k + 1)} \pm \delta$, (ii) $l = \frac{4(k - \sqrt{k})}{N}$,²³ and (iii) $l = \frac{4 * k}{N}$.²⁵

an odd integer. Grover's coin based quantum walk³⁰ or existing lackadaisical quantum walk^{23,25} approaches fail to find any of the marked states if $k > 9$ for this exceptional configuration. But, according to the trend shown in Table 4, although our algorithm can achieve a success probability ~ 1 , the number of steps for marked states $k > 25$ grows significantly. We plan to explore the reason for such an increase beyond $k > 25$, and propose a suitable loop weight to reduce the number of steps.

This proposed work has been simulated on Python 3.7, with processor Intel(R) Core(TM) i5-6300U CPU 2.40 GHz 2.50 GHz, RAM 8.00 GB, and 64-bit windows operating system. For higher grid size with more marked states will require higher configuration of the system with respect to both processor and memory.

Table 4: Success probability and the number of steps taken by the proposed LQW with $l = \frac{4}{N * (k + 1)} \pm \delta$ for $k = 25$ and $k = 49$ in different values of grid size N .

Marked-states size	Grid size	$\frac{4}{N * (k + 1)}$	δ	Weight (l)	success probability	Steps
$\sqrt{25} \times \sqrt{25}$	400	0.000384	0.000016	0.000400	0.946912	1135
	900	0.000170	-0.000004	0.000166	0.894135	4529
	1600	0.000096	0.000001	0.000097	0.935753	6009
	2500	0.000061	0.000001	0.000062	0.991250	18557
$\sqrt{49} \times \sqrt{49}$	400	0.000200	0.000004	0.000204	0.896939	234022

5 Conclusion

In this paper we have studied the application of quantum random walk on an $\sqrt{N} \times \sqrt{N}$ grid, where the marked states are arranged in a $\sqrt{k} \times \sqrt{k}$ cluster and $k = n^2$ for all values of $n \geq 1$. Our results are completely based on numerical simulations which show that using lackadaisical quantum walk, where the weight of the self loop ranges between $l = \frac{4}{N * (k + 1)} \pm \delta$, where $\frac{4}{N * (k + 2)} \leq l \leq \frac{4}{N * k}$ (correct up to 6 decimal places), the total success probability of finding all marked states becomes close to 1 in time less than that of quantum walk with no self loop for any odd value of $n \geq 1$, where the marked states are arranged in a $\sqrt{k} \times \sqrt{k}$ cluster and $k = n^2$. Furthermore, we have showed by simulation that the weights of^{23,25} fail to find any of the mark states in this exceptional configuration. Lastly, we have showed that our proposed range of weight is also optimal for higher values of k , whereas Grover's coin fails to find any of the marked states when $k > 9$.

Acknowledgement

We gratefully acknowledge fruitful discussion regarding quantum walk with Prof. Andris Ambainis, University of Latvia. We also thankful to Dr. Alexander Rivosh, Dr. Nikolajs Nahimovs, and Dr. Raqueline Azevedo Medeiros Santos for the discussion on exceptional configurations of quantum walks.

References

- [1] Michael A. Nielsen and Isaac L. Chuang. *Quantum Computation and Quantum Information: 10th Anniversary Edition*. Cambridge University Press, 2010.
- [2] Lov K. Grover. A fast quantum mechanical algorithm for database search. In *Proceedings of the Twenty-Eighth Annual ACM Symposium on Theory of Computing*, STOC '96, page 212–219, New York, NY, USA, 1996. Association for Computing Machinery.
- [3] Y. Aharonov, L. Davidovich, and N. Zagury. Quantum random walks. *Phys. Rev. A*, 48:1687–1690, Aug 1993.
- [4] Neil Shenvi, Julia Kempe, and K. Birgitta Whaley. Quantum random-walk search algorithm. *Physical Review A*, 67(5), May 2003.
- [5] Andris Ambainis. Quantum walks and their algorithmic applications. *International Journal of Quantum Information*, 1, 04 2004.
- [6] Dorit Aharonov, Andris Ambainis, Julia Kempe, and Umesh Vazirani. Quantum walks on graphs. In *Proceedings of the Thirty-Third Annual ACM Symposium on Theory of Computing*, STOC '01, page 50–59, New York, NY, USA, 2001. Association for Computing Machinery.
- [7] Frédéric Magniez, Miklos Santha, and Mario Szegedy. Quantum algorithms for the triangle problem. *SIAM J. Comput.*, 37(2):413–424, May 2007.
- [8] Andrew M. Childs, Richard Cleve, Enrico Deotto, Edward Farhi, Sam Gutmann, and Daniel A. Spielman. Exponential algorithmic speedup by a quantum walk. *Proceedings of the thirty-fifth ACM symposium on Theory of computing - STOC '03*, 2003.
- [9] A. Ambainis. Quantum walk algorithm for element distinctness. In *45th Annual IEEE Symposium on Foundations of Computer Science*, pages 22–31, 2004.
- [10] Ben Tregenna, Will Flanagan, Rik Maile, and Viv Kendon. Controlling discrete quantum walks: coins and initial states. *New Journal of Physics*, 5:83–83, Jul 2003.
- [11] J Kempe. Quantum random walks: An introductory overview. *Contemporary Physics*, 44(4):307–327, Jul 2003.
- [12] Salvador Elías Venegas-Andraca. Quantum walks: a comprehensive review. *Quantum Information Processing*, 11(5):1015–1106, Jul 2012.
- [13] Vivien M Kendon. A random walk approach to quantum algorithms. *Philosophical Transactions of the Royal Society A: Mathematical, Physical and Engineering Sciences*, 364(1849):3407–3422, Oct 2006.
- [14] Andrew M. Childs. On the relationship between continuous- and discrete-time quantum walk. *Communications in Mathematical Physics*, 294(2):581–603, Oct 2009.
- [15] Thomas G Wong. Grover search with lackadaisical quantum walks. *Journal of Physics A: Mathematical and Theoretical*, 48(43):435304, Oct 2015.
- [16] Thomas G. Wong. Faster search by lackadaisical quantum walk. *Quantum Information Processing*, 17(3), Feb 2018.
- [17] P. Høyer and Zhan Yu. Analysis of lackadaisical quantum walks. *Quantum Inf. Comput.*, 20:1137–1152, 2020.
- [18] Mason L. Rhodes and Thomas G. Wong. Search on vertex-transitive graphs by lackadaisical quantum walk. *Quantum Information Processing*, 19:1–16, 2020.
- [19] Mason L. Rhodes and Thomas G. Wong. Search by lackadaisical quantum walks with nonhomogeneous weights. *Physical Review A*, 100(4), Oct 2019.
- [20] Kun Wang, Nan Wu, Ping Xu, and Fangmin Song. One-dimensional lackadaisical quantum walks. *Journal of Physics A: Mathematical and Theoretical*, 50(50):505303, nov 2017.
- [21] Huiquan Wang, Jie Zhou, Junjie Wu, and Xun Yi. Adjustable self-loop on discrete-time quantum walk and its application in spatial search, 2017.

- [22] Thomas G. Wong. Spatial search by continuous-time quantum walk with multiple marked vertices. *Quantum Information Processing*, 15(4):1411–1443, Jan 2016.
- [23] Nikolajs Nahimovs. Lackadaisical quantum walks with multiple marked vertices. In *SOFSEM*, 2019.
- [24] Amit Saha, Ritajit Majumdar, Debasri Saha, Amlan Chakrabarti, and Susmita Sur-Kolay. Search of clustered marked states with lackadaisical quantum walks, 2018.
- [25] Pulak Ranjan Giri and Vladimir Korepin. Lackadaisical quantum walk for spatial search. *Modern Physics Letters A*, 35(08):2050043, Dec 2019.
- [26] Nikolajs Nahimovs and Raqueline A. M. Santos. Lackadaisical quantum walks on 2d grids with multiple marked vertices, 2021.
- [27] Jonathan H. A. de Carvalho, Luciano S. de Souza, Fernando M. de Paula Neto, and Tiago A. E. Ferreira. On applying the lackadaisical quantum walk algorithm to search for multiple solutions on grids, 2021.
- [28] Andris Ambainis, Arturs Backurs, Nikolajs Nahimovs, Raitis Ozols, and Alexander Rivosh. Search by quantum walks on two-dimensional grid without amplitude amplification. volume 7582, 12 2011.
- [29] A. Ambainis, J. Kempe, and A. Rivosh. Coins make quantum walks faster. In *SODA '05*, 2005.
- [30] Nikolajs Nahimovs and Alexander Rivosh. Exceptional configurations of quantum walks with grover’s coin. In Jan Kofroň and Tomáš Vojnar, editors, *Mathematical and Engineering Methods in Computer Science*, pages 79–92, Cham, 2016. Springer International Publishing.
- [31] Paul Benioff. Space searches with a quantum robot. 04 2000.
- [32] Andris Ambainis and Alexander Rivosh. Quantum walks with multiple or moving marked locations. volume 4910, pages 485–496, 01 2008.
- [33] Andrew M. Childs and Jeffrey Goldstone. Spatial search and the dirac equation. *Physical Review A*, 70(4), Oct 2004.
- [34] Nikolajs Nahimovs and Alexander Rivosh. Quantum walks on two-dimensional grids with multiple marked locations. In Rūsiņš Mārtiņš Freivalds, Gregor Engels, and Barbara Catania, editors, *SOFSEM 2016: Theory and Practice of Computer Science*, pages 381–391, Berlin, Heidelberg, 2016. Springer Berlin Heidelberg.