

On a parametrized difference equation connecting chaotic and integrable mappings

Tomoko Nagai^{1*}, Atsushi Nagai², Hiroko Yamaki², and Kana Yanuma²

¹ Academic Support Center, Kogakuin University,
2665-1 Nakano-cho, Hachioji, Tokyo 192-0015, Japan

²Department of Computer Sciences, Tsuda University,
2-1-1 Tsuda-cho, Kodaira, Tokyo 187-8577, Japan

Abstract

We present a new difference equation with two parameters $c \in [0, 1]$ and $A \in [1, 4]$. This equation is equivalent to the logistic mapping if $c = 1$ and the Morishita mapping if $c = 0$, which are the well-known chaotic and integrable mappings, respectively. We first consider the case $A = 4$ and investigate the time evolution by changing the parameter $c \in [0, 1]$. We next change both two parameters $A \in [3, 4]$ and $c \in [0, 1]$ and present the corresponding 3D bifurcation diagram.

1 Introduction

The logistic equation,

$$\frac{du}{dt} = au(1-u) \quad u(0) = u_0, \quad (1)$$

where a is a positive constant and $u = u(t)$ is an unknown function, is a model equation describing population dynamics and possesses a solution

$$u(t) = \frac{u_0 e^{at}}{u_0 e^{at} + 1 - u_0} \quad (2)$$

Concerning its discrete version, the following two difference equations are well-known:

$$u_{n+1} = Au_n(1 - u_n), \quad (3)$$

$$u_{n+1} = Au_n(1 - u_{n+1}) \Leftrightarrow u_{n+1} = \frac{Au_n}{1 + Au_n}, \quad (4)$$

where $A \in (1, 4]$ is a given constant.

Eq. (3) is the well-known logistic mapping and exhibits a chaotic behavior if A exceeds the value $A = 3.5699456 \dots$ (See [1], for example.)

On the other hand, eq. (4), which is called the Morishita mapping, is an integrable mapping [2, 3]. In other words, eq. (4) is linearized by taking its reciprocal and putting $v_n = 1/u_n$ as

$$v_{n+1} = \frac{1}{A}v_n + 1.$$

*kt13643@ns.kogakuin.ac.jp

This is solved as

$$v_n = \frac{A}{A-1} + \frac{1}{A^n} \left(\frac{1}{u_0} - \frac{A}{A-1} \right)$$

and therefore u_n is given by

$$u_n = \frac{A^n(A-1)u_0}{A(A^n-1)u_0 + A-1}, \quad (5)$$

which converges to $\frac{A-1}{A}$ as n tends to ∞ .

The purpose of this paper is to present a new difference equation connecting the above two different mappings. We also investigate the time evolution of this new equation and calculate the Lyapunov exponent. The bifurcation diagram is also presented.

2 A new difference equation connecting the logistic and Morishita mappings

In this section, we put $A = 4$ and consider a new mapping including a variable parameter $c \in [0, 1]$,

$$\begin{aligned} u_{n+1} &= 4u_n(1 - cu_n - (1-c)u_{n+1}) \\ \Leftrightarrow u_{n+1} &= \frac{4u_n(1 - cu_n)}{1 + 4(1-c)u_n} = f(c, u_n), \end{aligned} \quad (6)$$

where $f(c, x) = \frac{4x(1 - cx)}{1 + 4(1-c)x}$. It is easy to observe that the mapping (6) is equivalent to the Morishita mapping if $c = 0$ and to the logistic mapping if $c = 1$.

Concerning the properties of $f(c, x)$, we have the following theorem.

Theorem 1 *The function $f(c, x)$ ($0 \leq x \leq 1$, $0 \leq c \leq 1$) satisfies the following properties.*

$$f\left(c, \frac{3}{4}\right) = \frac{3}{4} \quad (7)$$

$$0 \leq f(c, x) \leq 1 \quad (8)$$

The relation (7) means that $u_n = \frac{3}{4}$ is an equilibrium point of the mapping (6) and (8) means that if $u_0 \in [0, 1]$ we have $u_n \in [0, 1]$ for any $n = 1, 2, \dots$.

Proof : The relation (7) is easily shown through direct calculation. In order to prove (8), we take a derivative of $f(c, x)$ with respect to c , which is given by

$$\frac{\partial}{\partial c} f(c, x) = \frac{4x^2(3 - 4x)}{(1 + 4x - 4cx)^2}.$$

Hence we have

$$\begin{aligned} f(0, x) \leq f(c, x) \leq f(1, x) & \quad (0 \leq x \leq \frac{3}{4}), \\ f(1, x) \leq f(c, x) \leq f(0, x) & \quad (\frac{3}{4} \leq x \leq 1). \end{aligned}$$

Together with the facts,

$$0 \leq f(0, x) = \frac{4x}{1 + 4x} < 1, \quad 0 \leq f(1, x) = 4x(1 - x) \leq 1,$$

the relation (8) follows. ■

By changing c in an interval $[0, 1]$, we calculate the time evolutions of $\{u_n\}$, which are given in Fig. 1. Numerical calculations are performed by Python 3.9.

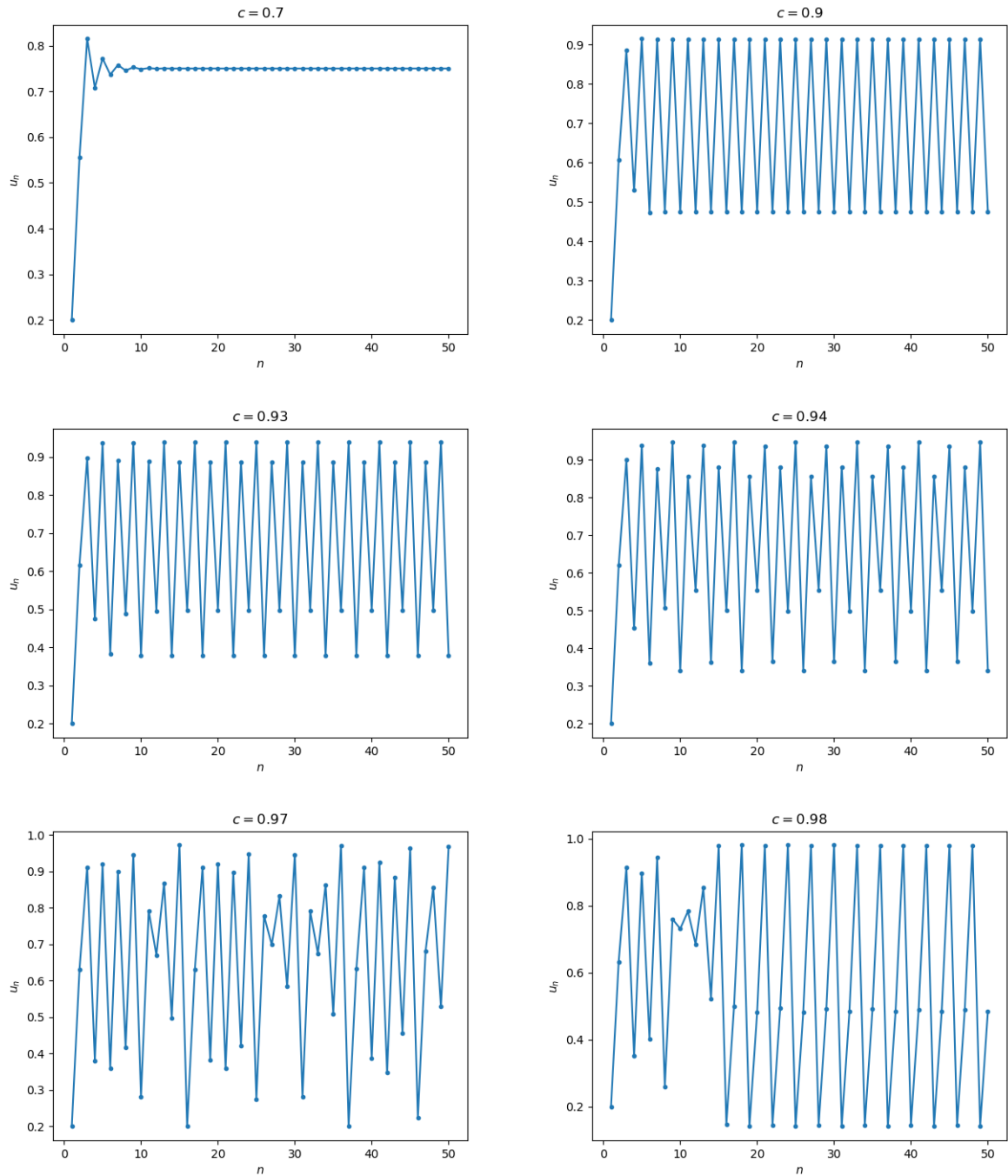


Figure 1. Time evolutions of the mapping (6) for $c = 0.7$, $c = 0.9$ (period 2), $c = 0.93$ (period 4), $c = 0.94$ (period 8), $c = 0.97$ (chaotic), $c = 0.98$ (period 3)

Table 1. n dependence of F_n in Eq. (6)

n	1	2	3	4	5	6	7	8
c_n	0.833333	0.922902	0.93803	0.941167	0.941833	0.9419755	0.94200603	0.94201257
F_n	5.920743	4.822442	4.710210	4.657343	4.761904	4.668196		

We here investigate the Fig. 1 in a detailed manner. If $0 \leq c < \frac{5}{6}$, we can observe that u_n converges to $\frac{3}{4}$. This is confirmed as follows. We put $u_n = \frac{3}{4} + \varepsilon$ in eq. (6) and have the Taylor expansion of $u_{n+1} = f(c, u_n)$ around $\varepsilon = 0$ as follows.

$$u_{n+1} = \frac{(3 + 4\varepsilon)(1 - c(\frac{3}{4} + \varepsilon))}{1 + (1 - c)(3 + 4\varepsilon)} = \frac{3}{4} + \frac{-1 + 3c}{-4 + 3c}\varepsilon + \dots$$

If $0 \leq c < \frac{5}{6}$ we have $\left| \frac{-1+3c}{-4+3c} \right| < 1$ and therefore the equilibrium point $u_n = \frac{3}{4}$ is stable.

If c exceeds $\frac{5}{6}$, we have $\left| \frac{-1+3c}{-4+3c} \right| > 1$ and therefore $u_n = \frac{3}{4}$ is unstable. It should be noted that $u_n = 0$ is another equilibrium point, which is, however, unstable for $c \in [0, 1]$.

Through straightforward calculations, if $\frac{5}{6} < c$, u_n converges to a periodic orbit with period 2. That is, u_n takes alternately two values

$$u_{2,\pm} = \frac{-5 + 10c \pm \sqrt{5}\sqrt{5 - 16c + 12c^2}}{8(-c + 2c^2)},$$

which are solutions of the equation $f(c, f(c, x)) = x$ except $x = 0, \frac{3}{4}$, as n tends to ∞ . In other words, we have

$$f(c, u_{2,\pm}) = u_{2,\mp}.$$

The Taylor expansion of $f(c, f(c, u_{2,\pm} + \varepsilon))$ around $\varepsilon = 0$ is given by

$$f(c, f(c, u_{2,\pm} + \varepsilon)) = u_{2,\pm} + \frac{63c^2 - 84c + 25}{3c^2 - 4c}\varepsilon + \dots$$

Hence if c exceeds the value $\frac{44+\sqrt{286}}{66} = 0.922902\dots$, which is a solution to $\left| \frac{63c^2-84c+25}{3c^2-4c} \right| = 1$, the period of the sequence $\{u_n\}$ becomes 4.

If we further increase the parameter c , the period of the sequence $\{u_n\}$ is doubled as $2^3, 2^4, 2^5, \dots$ and finally a chaotic behavior appears at $c = 0.942\dots$. We next calculate the value c_n where u_n is 2^n -periodic if $c_n < c < c_{n+1}$. We further calculate

$$F_n = \frac{c_{n+1} - c_n}{c_{n+2} - c_{n+1}}, \quad (9)$$

which is expected to converge to the Feigenbaum constant $4.669201\dots$ as is shown in Table 1.

It is interesting to note that the period 3 appears around $c_3^{(1)} < c < c_3^{(2)}$, which reminds us of Li and York's famous result [4]. The approximated critical values are given by $c_3^{(1)} = 0.978471\dots$ and $c_3^{(2)} = 0.980113\dots$.

In Fig. 2, we give a Lyapunov exponent $\lambda = \lambda(c)$ defined by

$$\lambda = \lim_{n \rightarrow \infty} \frac{1}{n} \sum_{j=0}^{n-1} \log \left| \frac{\partial}{\partial x} f(c, u_j) \right|. \quad (10)$$

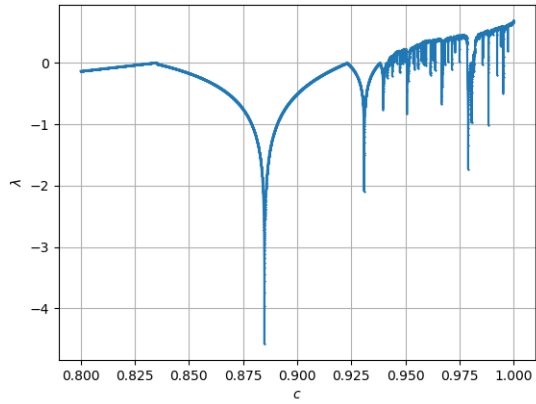


Figure 2. Lyapunov exponent

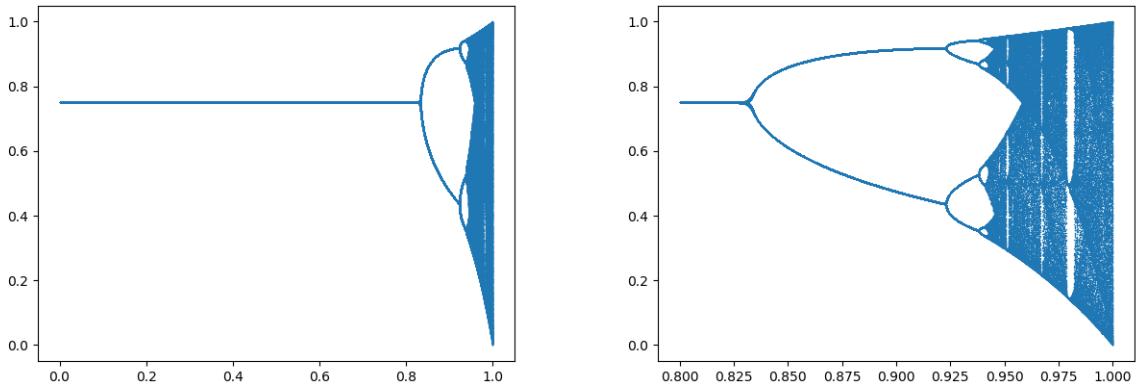


Figure 3. Bifurcation diagram of the mapping (6) ($0.8 \leq c \leq 1$)

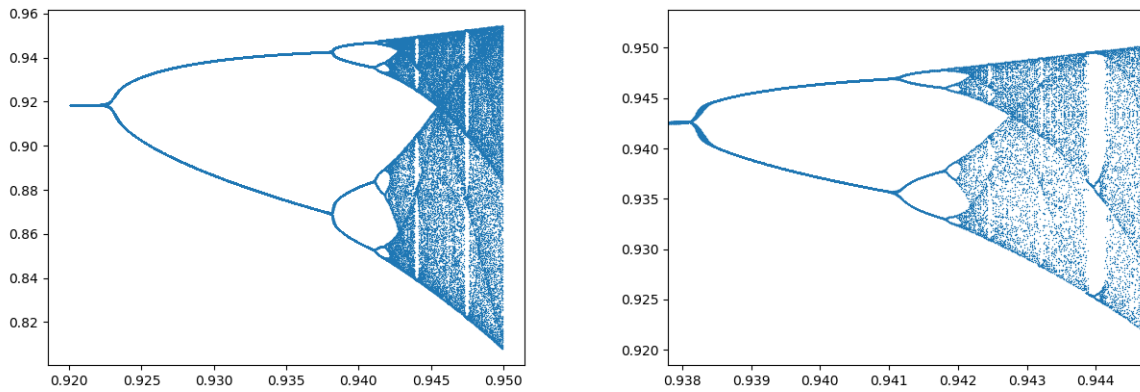


Figure 4. Enlarged bifurcation diagram. (Left : $0.92 \leq c \leq 0.95$, Right : $0.938 \leq c \leq 0.945$)

Table 2. F_n in Eq. (11)

	$n=1$	$n=2$	$n=3$	$n=4$
$A=3.80$	5.89888	4.82824	4.70431	4.67570
$A=3.85$	5.90474	4.82648	4.70576	4.67548
$A=3.90$	5.90988	4.82597	4.70410	4.67736
$A=3.95$	5.91525	4.82493	4.70450	4.67634

We can observe that λ takes negative value for $c < 0.942 \dots$ and then takes positive value.

The corresponding bifurcation diagrams, where (c, u_n) ($n = 200, \dots, 400$) are plotted, are given in Fig. 3. If we expand a certain region of the diagram, we can find a self-similar diagram, as is observed in Fig. 4.

3 The mapping with two parameters and 3D bifurcation diagram

Next we extend Eq. (6) to a mapping with two parameters $A \in [3, 4]$ and $c \in [0, 1]$, given by

$$\begin{aligned} u_{n+1} &= Au_n(1 - cu_n - (1 - c)u_{n+1}) \\ \Leftrightarrow u_{n+1} &= \frac{Au_n(1 - cu_n)}{1 + A(1 - c)u_n} = f(A, c, u_n), \end{aligned} \quad (11)$$

where $f(A, c, x) = \frac{Ax(1 - cx)}{1 + A(1 - c)x}$.

Changing the two parameters A and c , we obtain the corresponding bifurcation diagrams shown in Fig. 5, in which the upper and lower figures stand for the same diagram looked from different viewpoints. It should be noted that if $A \leq 3$ u_n converges to the value $1 - \frac{1}{A}$ so we omitted.

We next calculate $F_n = F_n(A)$ of Eq. (9), which is given as Table 2:

4 Concluding Remarks

We have investigated a mapping with two parameters connecting the logistic mapping and the Morishita mapping, which are famous chaotic and integrable difference equations, respectively. It is very interesting to note that a periodic orbit of period 3 appears and a self-similarity of the bifurcation diagram is observed. These phenomena are also observed in the logistic mapping $u_{n+1} = Au_n(1 - u_n)$ ($0 < A \leq 4$). From the obtained results, we may conclude that the difference equation (11) is a chaotic mapping.

Acknowledgment

One of the authors (A. N.) is supported by JSPS KAKENHI Grant Number 18K03347.

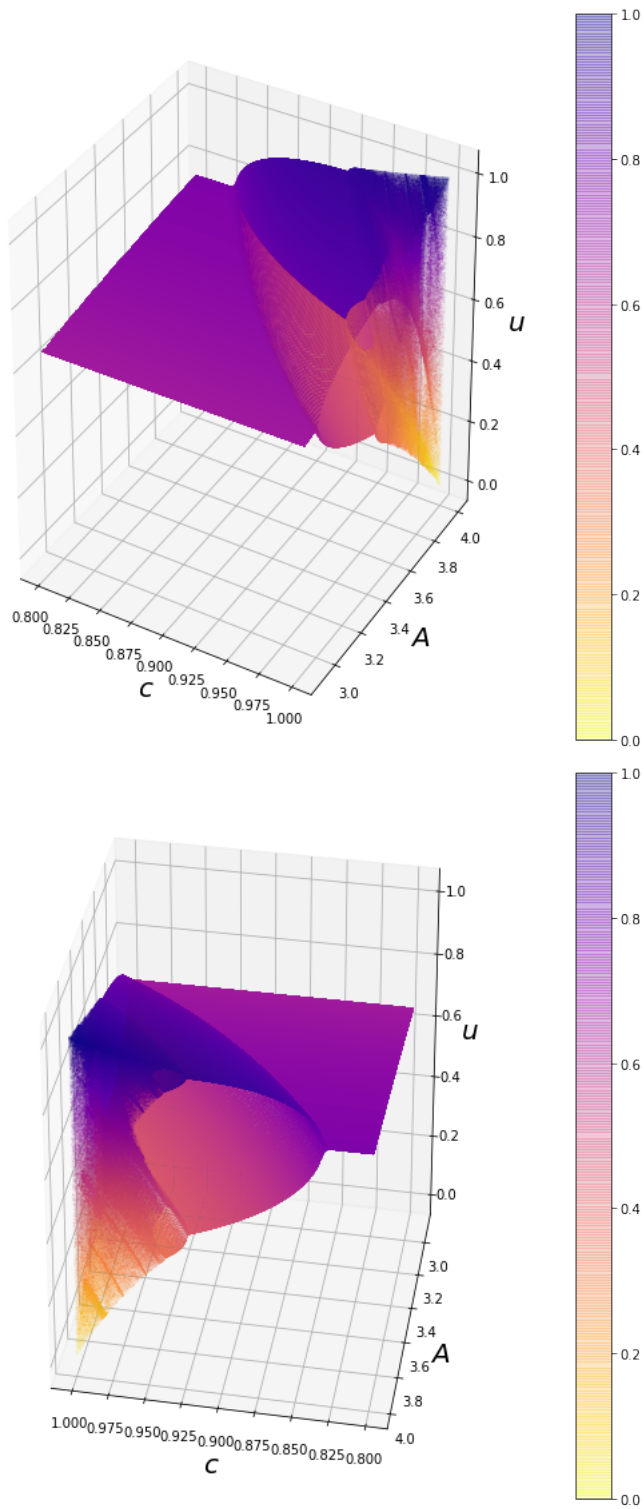


Figure 5. 3D bifurcation diagram corresponding to Eq. (11) from different viewpoints

References

- [1] R. M. May, *Nature* **261**, 457 (1976).
- [2] M. Morishita, *Res. Popul. Ecol.* **7**, 52 (1965).
- [3] R. Hirota and D. Takahashi, *Discrete and ultra-discrete*, (Kyoritsu Pub. Tokyo, 2003) [in Japanese].
- [4] T. Y. Li and J. A. Yorke, *Amer. Math. Monthly* **82**, 985(1975).