

Downlink MIMO-RSMA with Successive Null-Space Precoding

Aravindh Krishnamoorthy^{†*} and Robert Schober[†]

[†]Friedrich-Alexander-Universität Erlangen-Nürnberg, Germany

*Fraunhofer Institute for Integrated Circuits (IIS) Erlangen, Germany

Abstract

In this paper, we consider the precoder design for an underloaded or critically loaded downlink multi-user multiple-input multiple-output (MIMO) communication system. We propose novel precoding and decoding schemes which enhance system performance based on rate splitting at the transmitter and single-stage successive interference cancellation at the receivers. The proposed successive null-space (SNS) precoding utilizes linear combinations of the null-space basis vectors of the successively augmented MIMO channel matrices of the users as precoding vectors to adjust the inter-user-interference experienced by the receivers. We formulate a non-convex weighted sum rate optimization problem for the precoding vectors and the associated power allocation for the proposed SNS-based MIMO-rate-splitting multiple access (RSMA) scheme. We obtain a suboptimal solution for this problem via successive convex approximation. Moreover, we study the robustness of the proposed precoding scheme to imperfect channel state information (CSI) at the base station via derivative-based sensitivity analysis. Our analysis and simulation results reveal the enhanced performance and robustness of the proposed SNS-based MIMO-RSMA scheme over several baseline multi-user MIMO schemes, especially for imperfect CSI.

I. INTRODUCTION

Exploiting multiple-input multiple-output (MIMO) communication channels is crucial for the 5th generation (5G) and beyond communication systems in order to meet the ever-increasing demand for mobile data services [2]. To this end, motivated by the recent improvements regarding the signal processing capabilities of user terminals, MIMO concepts capitalizing on successive interference cancellation (SIC) at the receiver such as MIMO non-orthogonal multiple access (MIMO-NOMA) [3]–[6] and MIMO rate-splitting multiple-access (MIMO-RSMA) [7]–[10] have been proposed in the context of beyond 5G downlink communication systems.

This paper was presented in part at the Workshop on Rate-Splitting (Multiple Access) for 6G held during the IEEE Intl. Commun. Conf. (ICC) 2021 [1].

The MIMO-NOMA literature has mostly focused on overloaded communication systems where the combined number of antennas at the user terminals is larger than that at the BS, a scenario in which MIMO-NOMA is most beneficial, see references in [3], [5]. However, in order to exploit the potential performance gains, for K users, MIMO-NOMA requires in total $K(K-1)/2$ stages of SIC at the receivers, which incurs a high complexity if there are more than a few users. Consequently, the authors in [4], [6] proposed low-complexity two-user MIMO-NOMA schemes which exploited the null spaces of the MIMO channels of the users. However, for underloaded or critically loaded communication systems, where the combined number of receive antennas is smaller than or equal to the number of transmit antennas, these schemes have a considerable performance gap to the dirty paper coding (DPC) upper bound (UB) [11].

On the other hand, although several MIMO-RSMA schemes for overloaded systems have been proposed, e.g., see [12]–[14], the MIMO-RSMA literature has mostly focused on underloaded or critically loaded communication systems [7]–[10]. MIMO-RSMA is a hybrid scheme that utilizes a single common message (CM), intended for all users, along with the conventional MU-MIMO private streams for the users, which are precoded using a multi-user linear precoder (MU-LP), and necessitates a single stage of SIC at the receivers. This hybrid structure, in addition to its enhanced performance, allows for a trade-off between performance and robustness to imperfect channel state information (CSI) at the base station (BS) via suitable power allocation (PA) between the CM and the private streams, see [15, Proof of Theorem 1] for details. Nevertheless, the robustness of MIMO-RSMA with respect to imperfect CSI can be further improved by careful design of the MU-LP precoders.

Conventional MU-LP schemes such as zero forcing (ZF) [16], regularized zero forcing (RZF) [17], and block diagonalization (BD) [18] have been utilized for MIMO-RSMA, see, e.g., [19], [20]. However, in practice, these schemes cause a large performance gap to the DPC UB, see, e.g., [6, Fig. 8]. Furthermore, as ZF and BD precoders are designed to avoid inter-user-interference (IUI), imperfect CSI causes a significant performance degradation. On the other hand, the low-complexity linear successive allocation (LISA) scheme proposed in [21], [22] eliminates IUI through a combination of successive projections and ZF, see [21] for more details. LISA has been employed for MIMO-RSMA in [14]. However, LISA is best suited for overloaded systems. For underloaded or critically loaded systems, it still inherits the shortcomings of ZF. The successive encoding and successive allocation method (SESAM) in [23] eliminates IUI by using a combination of successive projections and coding, e.g., DPC. However, eliminating IUI

via coding incurs a high computational complexity. Alternatively, the MU-LP matrices may also be directly computed via numerical optimization. However, as we shall show via analysis and simulation, this necessitates a high computational complexity and the resulting precoders lack robustness to imperfect CSI. Hence, the development of novel MU-LP designs achieving high performance and robustness with reasonable computational complexity is crucial for realizing the full potential of MIMO-RSMA.

To this end, in this paper, we propose a novel successive null space (SNS) precoder for the private messages in MIMO-RSMA. The proposed SNS precoder utilizes linear combinations of the null-space basis vectors of the successively augmented MIMO channel matrices of the users as precoding vectors to adjust the IUI experienced by the receivers for enhancing the performance and robustness. Furthermore, different from the earlier works on MIMO-RSMA [7], [19], [20], [24], we utilize an optimization based framework for obtaining the linear precoding vectors and the PA. Moreover, we study the impact of CSI imperfection using derivative-based sensitivity analysis (SA), see [25] and references therein, which yields important insights into the impact of imperfect CSI on performance. Interestingly, this analysis is also applicable when the CSI error statistics are unknown.

This paper builds upon the conference version in [1], which proposed SNS-based MIMO-RSMA for perfect CSI. In this paper, we extend the scheme to imperfect CSI, present a performance analysis based on SA, and provide derivations for the matrix-valued first-order approximations used in [1]. Furthermore, we significantly expand the simulation section to verify the performance of SNS-based MIMO-RSMA. The main contributions of this paper can be summarized as follows.

- We present the novel SNS-based precoders for downlink MIMO-RSMA.
- We formulate an optimization problem for maximization of the weighted sum rate (WSR) of SNS-based MIMO-RSMA, and solve it via successive convex approximation (SCA) [26] to obtain a feasible lower bound (LB) on the performance.
- We analyze the impact of imperfect CSI on the performance of the proposed SNS-based MIMO-RSMA scheme via derivative-based SA and numerical simulations.
- We compare the performance LB for the proposed scheme with several baseline schemes including the DPC UB [11], RZF and ZF precoding [16], [17], BD precoding [18], and BD-based MIMO-RSMA [19] via computer simulations for both perfect and imperfect CSI. Our results show that, for both perfect and imperfect CSI, the proposed SNS-based MIMO-RSMA scheme outperforms RZF and ZF precoding, BD precoding, and BD-based

MIMO-RSMA.

The remainder of this paper is organized as follows. In Section II, we present the system model, and briefly describe the baseline precoding schemes. The proposed SNS precoding and decoding schemes are provided in Section III. WSR optimization for perfect CSI is studied in Section IV. The derivative-based SA for the SNS precoders and the adaptation of the WSR optimization problem for imperfect CSI are described in Section V. Simulation results are presented in Section VI, and the paper is concluded in Section VII.

Notation: Boldface capital letters \mathbf{X} and boldface lower case letters \mathbf{x} denote matrices and vectors, respectively. \mathbf{X}^T , \mathbf{X}^H , $\text{tr}(\mathbf{X})$, and $\det(\mathbf{X})$ denote the transpose, Hermitian transpose, trace, and determinant of matrix \mathbf{X} , respectively. $\|\mathbf{x}\|$ and $\|\mathbf{X}\|$ denote the Euclidean norm and the induced Euclidean norm of vector \mathbf{x} and matrix \mathbf{X} , respectively. Furthermore, \mathbf{X}^+ and $\mathbf{X}^{\frac{1}{2}}$ denote the Moore-Penrose pseudo-inverse and a square root of matrix \mathbf{X} , respectively. $\mathbb{C}^{m \times n}$ and $\mathbb{R}^{m \times n}$ denote the sets of all $m \times n$ matrices with complex-valued and real-valued entries, respectively. \mathbf{I}_N denotes the $N \times N$ identity matrix, and $\mathbf{0}$ denotes the all zero matrix of appropriate dimension. The circularly symmetric complex Gaussian (CSCG) distribution with mean vector $\boldsymbol{\mu}$ and covariance matrix $\boldsymbol{\Sigma}$ is denoted by $\mathcal{CN}(\boldsymbol{\mu}, \boldsymbol{\Sigma})$; \sim stands for “distributed as”. $\mathbb{E}[\cdot]$ denotes statistical expectation.

II. PRELIMINARIES

In this section, we present the downlink MIMO system model and briefly review RZF, ZF, and BD precoding as well as BD-based MIMO-RSMA.

A. System Model

We consider an *underloaded* or *critically loaded* downlink MU-MIMO communication system comprising a BS with N transmit antennas and K users equipped with $M_k, k = 1, \dots, K$, antennas, such that $N \geq \sum_{k=1}^K M_k$.

The MIMO symbol vectors of the users are constructed using RS, as described in the following. First, the private message of the k -th user, $k = 1, \dots, K$, is encoded into a MIMO symbol vector $\mathbf{s}_k \in \mathbb{C}^{M_k \times 1}$, where $\mathbb{E}[\mathbf{s}_k \mathbf{s}_k^H] = \mathbf{I}_{M_k}, \forall k$. Additionally, a CM including messages to all downlink users is encoded into a MIMO symbol vector $\mathbf{s}_c \in \mathbb{C}^{M \times 1}, \mathbb{E}[\mathbf{s}_c \mathbf{s}_c^H] = \mathbf{I}_M$, where $M = \min\{M_k, k = 1, \dots, K\}$. Symbol vectors \mathbf{s}_c and $\mathbf{s}_k, \forall k$, are assumed to be statistically independent.

Next, the common MIMO symbol vector, \mathbf{s}_c , and the private MIMO symbol vector, \mathbf{s}_k , $k = 1, \dots, K$, are precoded using linear precoders $\mathbf{P}_c \in \mathbb{C}^{N \times M}$ and $\mathbf{P}_k \in \mathbb{C}^{N \times M_k}$, respectively, and the superimposed precoded symbol vectors are transmitted by the BS. The transmit power constraint at the BS is as follows:

$$\text{tr}(\mathbf{P}_c \mathbf{P}_c^H) + \sum_{k=1}^K \text{tr}(\mathbf{P}_k \mathbf{P}_k^H) \leq P_T, \quad (1)$$

where P_T denotes the available transmit power.

Let

$$\frac{1}{\sqrt{L_k}} \mathbf{H}_k \in \mathbb{C}^{M_k \times N} \quad (2)$$

denote the MIMO channel matrix between the BS and user k , where scalar L_k models the path loss between the BS and user k , and \mathbf{H}_k models the small scale fading. Here, we assume that all MIMO channel matrices have full row rank¹. Then, the received signal at user k is given by

$$\mathbf{y}_k = \frac{1}{\sqrt{L_k}} \mathbf{H}_k \left(\mathbf{P}_c \mathbf{s}_c + \sum_{k'=1}^K \mathbf{P}_{k'} \mathbf{s}_{k'} \right) + \mathbf{z}_k, \quad (3)$$

where $\mathbf{z}_k \in \mathbb{C}^{M_k \times 1} \sim \mathcal{CN}(\mathbf{0}, \sigma^2 \mathbf{I}_{M_k})$ denotes the complex additive white Gaussian noise (AWGN) vector at user k .

B. Regularized Zero Forcing based Precoding and Decoding

RZF precoding is a robust technique widely used for underloaded or critically loaded downlink MIMO communication systems [17]. For conventional RZF precoding, no CM is used, i.e., $\mathbf{P}_c = \mathbf{0}$, and the precoders for the private messages \mathbf{P}_k , $k = 1, \dots, K$, are chosen as:

$$\begin{bmatrix} \mathbf{P}_1 & \dots & \mathbf{P}_K \end{bmatrix} = \mathbf{H}^H (\mathbf{H} \mathbf{H}^H + \alpha \mathbf{I}_{\sum_{k=1}^K M_k})^{-1} \begin{bmatrix} (\mathbf{D}_1^{\text{ZF}})^{\frac{1}{2}} & \dots & (\mathbf{D}_K^{\text{ZF}})^{\frac{1}{2}} \end{bmatrix}, \quad (4)$$

where $\mathbf{H} = \begin{bmatrix} \mathbf{H}_1^T & \dots & \mathbf{H}_K^T \end{bmatrix}^T$ and $\mathbf{D}_k^{\text{ZF}} \in \mathbb{R}^{M_k \times M_k} = \text{diag}(p_{k,1}^{\text{ZF}}, \dots, p_{k,M_k}^{\text{ZF}})$ is the diagonal power-allocation matrix chosen such that $\text{tr} \left(\begin{bmatrix} \mathbf{P}_1 & \dots & \mathbf{P}_K \end{bmatrix} \begin{bmatrix} \mathbf{P}_1 & \dots & \mathbf{P}_K \end{bmatrix}^H \right) \leq P_T$. Here, α is a design parameter which is used to regularize $\mathbf{H} \mathbf{H}^H$. In [17], the optimal value of α for maximizing the received signal-to-noise ratio (SNR) was found to be $\alpha = \frac{\sum_{k=1}^K M_k \sigma^2}{P_T}$, which we use in our simulations in Section VI.

¹We note that a row-rank deficient MIMO channel matrix can be transformed into a full row-rank matrix with fewer effective receive antennas via singular value decomposition, see, e.g., [27, App. C].

When $\alpha = 0$, RZF reduces to ZF [16], in which case (3) can be simplified to

$$\mathbf{y}_k = \frac{1}{\sqrt{L_k}} (\mathbf{D}_k^{\text{ZF}})^{\frac{1}{2}} \mathbf{s}_k + \mathbf{z}_k. \quad (5)$$

As seen from (5), assuming perfect CSI at the BS, ZF precoding completely eliminates self-interference and IUI for the private symbols, greatly simplifying the receiver design.

C. Block Diagonalization Precoding and Decoding

For conventional BD precoding [18], similar to RZF precoding, no CM is used, i.e., $\mathbf{P}_c = \mathbf{0}$, and the precoders for the private messages \mathbf{P}_k , $k = 1, \dots, K$, are chosen as follows. In accordance with [18], let $\Psi_k^{\text{BD}} \in \mathbb{C}^{N \times M_k}$ denote a matrix whose columns are the unit-length basis vectors of the null space of the following augmented matrix:

$$\left[\mathbf{H}_1^T \quad \dots \quad \mathbf{H}_{k-1}^T \quad \mathbf{H}_{k+1}^T \quad \dots \quad \mathbf{H}_K^T \right]^T. \quad (6)$$

Furthermore, let $\mathbf{H}_k \Psi_k^{\text{BD}} = \mathbf{U}_k^{\text{BD}} \Sigma_k^{\text{BD}} \mathbf{V}_k^{\text{BD}}$ via singular value decomposition (SVD), where $\mathbf{U}_k^{\text{BD}}, \mathbf{V}_k^{\text{BD}} \in \mathbb{C}^{M_k \times M_k}$ are unitary matrices and $\Sigma_k^{\text{BD}} \in \mathbb{R}^{M_k \times M_k}$ is a diagonal matrix containing the M_k singular values of $\mathbf{H}_k \Psi_k^{\text{BD}}$ on the main diagonal. Then, the precoder for the private message of the k -th user is chosen as $\mathbf{P}_k = \Psi_k^{\text{BD}} \mathbf{V}_k^{\text{BD}} (\mathbf{D}_k^{\text{BD}})^{\frac{1}{2}}$, where $\mathbf{D}_k^{\text{BD}} \in \mathbb{R}^{M_k \times M_k} = \text{diag}(p_{k,1}^{\text{BD}}, \dots, p_{k,M_k}^{\text{BD}})$ is the diagonal power-allocation matrix chosen such that $\sum_{k=1}^K \sum_{l=1}^{M_k} p_{k,l}^{\text{BD}} \leq P_T$. With BD precoding, (3) can be rewritten as follows:

$$\mathbf{y}_k = \mathbf{H}_k \Psi_k^{\text{BD}} \mathbf{V}_k^{\text{BD}} (\mathbf{D}_k^{\text{BD}})^{\frac{1}{2}} \mathbf{s}_k + \mathbf{z}_k. \quad (7)$$

As can be seen from (7), assuming perfect CSI at the BS, BD precoding eliminates IUI for the private symbols completely, thereby simplifying the receiver design. Self-interference can also be eliminated without performance loss by using $(\mathbf{U}_k^{\text{BD}})^{\text{H}}$ as the detection matrix at user k , see [18] for details.

D. BD-based MIMO-RSMA

An extension of BD precoding for MIMO-RSMA was presented in [19] where a scalar CM symbol s_c was assumed. Nevertheless, the scheme in [19] can be generalized to MIMO CM in a straightforward manner. For BD-based MIMO-RSMA using a generic common precoder \mathbf{P}_c for CM, (3) can be rewritten as:

$$\mathbf{y}_k = \frac{1}{\sqrt{L_k}} \mathbf{H}_k \mathbf{P}_c s_c + \mathbf{H}_k \Psi_k^{\text{BD}} \mathbf{V}_k^{\text{BD}} (\mathbf{D}_k^{\text{BD}})^{\frac{1}{2}} \mathbf{s}_k + \mathbf{z}_k. \quad (8)$$

E. Shortcomings of RZF, ZF, and BD Precoding

While RZF, ZF, and BD precoding are popular schemes, they suffer from several performance deficiencies. For Gaussian MIMO channels, the performance of ZF precoding deteriorates as $\sum_{k=1}^K M_k \rightarrow N$ due to the required inversion of a poorly conditioned matrix. The performance of RZF precoding, which mitigates this deterioration by regularizing the matrix inversion, is sensitive to the choice of design parameter α , and has poor performance at low SNRs [28]. On the other hand, for both underloaded and critically loaded systems, BD precoding suffers from poor performance because the precoding vectors, Ψ_k^{BD} , lie in a low (M_k)-dimensional subspace of the available N -dimensional vector space. This effect is especially prominent in underloaded systems. Hence, BD precoding is unable to fully exploit the degrees of freedom (DoFs) available at the BS. Thus, the performance of RZF, ZF, and BD precoding is substantially lower than that of DPC. Furthermore, BD-based MIMO-RSMA inherits the shortcomings of BD precoding described above, and its performance also has a significant gap to the DPC UB. Moreover, as ZF and BD are designed to avoid IUI, they lack robustness to imperfect CSI knowledge at the BS.

Hence, in the following, we develop the proposed SNS MU-LP scheme that overcomes these limitations and provides enhanced performance and robustness.

III. PROPOSED SUCCESSIVE NULL-SPACE BASED PRECODING AND DECODING

In this section, we present the proposed SNS precoding and decoding schemes. The proposed schemes utilize a fixed precoder structure based on the null spaces of the MIMO channels of the users.

A. Proposed Precoding Scheme

Let $\Psi_k \in \mathbb{C}^{N \times N_k}$, $N_k = N - \sum_{k'=1}^{k-1} M_{k'}$, denote a matrix whose columns are the unit-length basis vectors of the null space of the following augmented matrix:

$$\mathbf{F}_k = \left[\mathbf{H}_1^T \quad \mathbf{H}_2^T \quad \dots \quad \mathbf{H}_{k-1}^T \right]^T, \quad (9)$$

with the convention $\Psi_1 = \mathbf{I}_N$. The proposed SNS precoder for user k is constructed as follows:

$$\mathbf{P}_k = \Psi_k \mathbf{X}_k^{\frac{1}{2}}, \quad (10)$$

where $\mathbf{X}_k \in \mathbb{C}^{N_k \times N_k}$ is a symmetric, positive semi-definite matrix with rank M_k , which is to be optimized. Since matrices $\mathbf{X}_k, k = 1, \dots, K$, have rank M_k , they can be factorized as

$\mathbf{X}_k = \mathbf{X}_k^{\frac{1}{2}}(\mathbf{X}_k^{\frac{1}{2}})^H, \forall k$, where the rectangular matrix factors $\mathbf{X}_k^{\frac{1}{2}} \in \mathbb{C}^{N_k \times M_k}$ have M_k columns each. On the other hand, the precoder for CM, \mathbf{P}_c , is an unconstrained full matrix with no predefined structure. Now, since

$$\text{tr}(\mathbf{P}_k \mathbf{P}_k^H) = \text{tr}(\underbrace{\Psi_k \mathbf{X}_k \Psi_k^H}_{\mathbf{I}_{N_k}}) = \text{tr}(\mathbf{X}_k), \quad (11)$$

for $k = 1, \dots, K$, the condition in (1) can be rewritten as follows:

$$\text{tr}(\mathbf{P}_c \mathbf{P}_c^H) + \sum_{k=1}^K \text{tr}(\mathbf{X}_k) \leq P_T. \quad (12)$$

Remark 1. As \mathbf{P}_k utilizes linear combinations of the basis vectors in Ψ_k , symbol vectors precoded with \mathbf{P}_k do not cause IUI to users $k' = 1, \dots, k-1$, however, they cause IUI to the remaining users $k' = k+1, \dots, K$. Furthermore, for user k , the BD basis vectors, Ψ_k^{BD} , lie in a subspace spanned by the SNS basis vectors Ψ_k . Hence, in \mathbf{P}_k , IUI can be adjusted by judiciously combining the basis vectors in Ψ_k using $\mathbf{X}_k^{\frac{1}{2}}$. In the extreme case, IUI can be completely eliminated by selecting only the BD subspace, see our analysis in Section IV-C for details.

Remark 2. As seen from (9) and (10), the precoder matrices depend on the user labels $1, \dots, K$. Users with lower indices have more degrees of freedom to choose their precoder \mathbf{P}_k . Consequently, the user rates depend on the user labeling. Hence, user rate optimization should be carried out over all permutations of user labels.

Based on the SNS precoder matrices given above, (3) can be rewritten as follows:

$$\mathbf{y}_k = \frac{1}{\sqrt{L_k}} \mathbf{H}_k \mathbf{P}_c \mathbf{s}_c + \frac{1}{\sqrt{L_k}} \mathbf{H}_k \sum_{k'=1}^k \Psi_{k'} \mathbf{X}_{k'}^{\frac{1}{2}} \mathbf{s}_{k'} + \mathbf{z}_k. \quad (13)$$

Remark 3. Note that the proposed SNS-based precoding and decoding can also be utilized without CM by setting $\mathbf{P}_c = \mathbf{0}$.

B. Decoding Scheme

At user k , decoding and SIC are performed as follows. First, using \mathbf{y}_k , the common symbol vector \mathbf{s}_c is decoded treating the contributions of $\mathbf{s}_{k'}, k' = 1, \dots, k$, as noise. Following successful decoding² of \mathbf{s}_c , its contribution is eliminated, resulting in the signal:

$$\mathbf{y}'_k = \mathbf{y}_k - \frac{1}{\sqrt{L_k}} \mathbf{H}_k \mathbf{P}_c \mathbf{s}_c = \frac{1}{\sqrt{L_k}} \mathbf{H}_k \Psi_k \mathbf{X}_k^{\frac{1}{2}} \mathbf{s}_k + \frac{1}{\sqrt{L_k}} \mathbf{H}_k \sum_{k'=1}^{k-1} \Psi_{k'} \mathbf{X}_{k'}^{\frac{1}{2}} \mathbf{s}_{k'} + \mathbf{z}_k. \quad (14)$$

²Decoding is assumed to be always successful as the symbols are transmitted at or below their achievable rates. In practice, powerful codes that can closely approach these achievable rates can be utilized.

Symbol/User	1	2	3	...	K	Precoder
\mathbf{s}_c	D	D	D	...	D	\mathbf{P}_c
\mathbf{s}_1	S	I	I	...	I	$\mathbf{X}_1^{\frac{1}{2}}$
\mathbf{s}_2		S	I	...	I	$\Psi_2 \mathbf{X}_2^{\frac{1}{2}}$
\vdots						\vdots
\mathbf{s}_K					S	$\Psi_K \mathbf{X}_K^{\frac{1}{2}}$

S	Privately decoded symbol
D	Commonly decoded symbol
I	Symbols treated as noise

Fig. 1: Schematic diagram of the proposed SNS precoding and decoding schemes.

Next, exploiting \mathbf{y}'_k , symbol vector \mathbf{s}_k is decoded treating $\mathbf{s}_{k'}, k' = 1, \dots, k-1$, as noise. The proposed SNS precoding and decoding strategies are schematically illustrated in Figure 1.

C. Achievable Rate

Based on (13) and (14), the achievable rate of user k can be obtained as follows. The rate of private symbol vector \mathbf{s}_k is given by

$$R_k = \log_2 \det \left(\mathbf{I}_{M_k} + \frac{1}{L_k} \mathbf{H}_k \Psi_k \mathbf{X}_k \Psi_k^H \mathbf{H}_k^H \left[\sigma^2 \mathbf{I}_{M_k} + \frac{1}{L_k} \mathbf{H}_k \left(\sum_{k'=1}^{k-1} \Psi_{k'} \mathbf{X}_{k'} \Psi_{k'}^H \right) \mathbf{H}_k^H \right]^{-1} \right). \quad (15)$$

Next, for the common symbol vector, \mathbf{s}_c , the achievable rate of user k is:

$$R_{k,c} = \log_2 \det \left(\mathbf{I}_{M_k} + \frac{1}{L_k} \mathbf{H}_k \mathbf{Q}_c \mathbf{H}_k^H \left[\sigma^2 \mathbf{I}_{M_k} + \frac{1}{L_k} \mathbf{H}_k \left(\sum_{k'=1}^k \Psi_{k'} \mathbf{X}_{k'} \Psi_{k'}^H \right) \mathbf{H}_k^H \right]^{-1} \right), \quad (16)$$

where $\mathbf{Q}_c = \mathbf{P}_c \mathbf{P}_c^H$. Since the CM symbol vector must be decodeable at all users, its rate is chosen as:

$$R_c = \min \{ R_{k,c}, k = 1, \dots, K \}. \quad (17)$$

IV. WSR MAXIMIZATION WITH PERFECT CSI KNOWLEDGE AT THE BS

In this section, we formulate the WSR optimization problem for perfect CSI knowledge at the BS, i.e., we assume that the BS knows all matrices $\mathbf{H}_k, k = 1, \dots, K$, and the scalar L_k perfectly. In addition, we assume that the users know their own MIMO channel matrices perfectly.

Since the formulated optimization problem is highly non-convex, we characterize the achievable WSR through a feasible LB obtained via SCA. Lastly, we present a low-complexity alternative to searching over all permutations of user indices.

A. Weighted Sum Rate

Let $0 \leq \eta_k \leq 1, k = 1, \dots, K, \sum_{k=1}^K \eta_k = 1$, denote fixed weights which can be chosen to adjust the rates of the users during PA [29, Sec. 4]. Furthermore, let $0 \leq \eta_{c,k} \leq 1, k = 1, \dots, K, \sum_{k=1}^K \eta_{c,k} = 1$, denote the weights utilized to adjust the fractional rates of the users for the CM by assigning a fraction $\eta_{c,k}$ of the available bits in the CM to user k . Then, the WSR is given by

$$R_{\text{WSR}} = \sum_{k=1}^K \eta_k \eta_{c,k} R_c + \sum_{k=1}^K \eta_k R_k. \quad (18)$$

B. Problem Formulation

Based on (18), the maximum WSR is the solution R_{WSR}^* of the following optimization problem:

$$R_{\text{WSR}}^* = \underset{\substack{\mathbf{Q}_c \succeq \mathbf{0}, \\ \mathbf{X}_k \succeq \mathbf{0}, \forall k}}{\text{maximize}} R_{\text{WSR}} \quad (19a)$$

$$\text{subject to C1: } \text{tr}(\mathbf{Q}_c) + \sum_{k=1}^K \text{tr}(\mathbf{X}_k) \leq P_T, \quad (19b)$$

$$\text{C2: } \text{rank}(\mathbf{X}_k) \leq M_k, \quad \forall k, \quad (19c)$$

$$\text{C3: } \text{rank}(\mathbf{Q}_c) \leq M, \quad (19d)$$

where the WSR is maximized for all permutations of user labels. In the following, we compare R_{WSR}^* in (19) with the corresponding optimums for ZF and BD precoding as well as BD-based MIMO-RSMA.

C. Performance Comparison with ZF and BD Precoding and BD-based MIMO-RSMA

Proposition 1. Let $R_{\text{WSR}}^{\text{BD}^*}$, $R_{\text{WSR}}^{\text{BD}+\text{MIMO-CM}^*}$, and $R_{\text{WSR}}^{\text{ZF}^*}$ denote the optimal WSRs for BD precoding, BD-based MIMO-RSMA with MIMO CM, and ZF precoding, respectively, analogous to R_{WSR}^* in (19). Then, we have $R_{\text{WSR}}^* \geq R_{\text{WSR}}^{\text{BD}+\text{MIMO-CM}^*} \geq R_{\text{WSR}}^{\text{BD}^*}$ and $R_{\text{WSR}}^* \geq R_{\text{WSR}}^{\text{ZF}^*}$.

Proof. Please refer to Appendix A. □

D. A Feasible Lower Bound

Solving (19) entails a very high computational complexity due to the non-convex objective function and the rank constraints in (19c) and (19d). Hence, in the following, we characterize R_{wsr}^* via a feasible LB. To this end, we relax (19) by eliminating the rank constraints (19c) and (19d) to obtain the relaxed optimization problem as follows:

$$\begin{aligned} & \underset{\substack{\mathbf{Q}_c \succcurlyeq \mathbf{0}, \\ \mathbf{X}_k \succcurlyeq \mathbf{0}, \forall k}}{\text{maximize}} && R_{\text{wsr}} && \text{subject to C1.} \end{aligned} \quad (20)$$

However, relaxed optimization problem (20) is still non-convex due to the non-convex objective function R_{wsr} . Nevertheless, a locally optimal solution for (20) can now be obtained via SCA [26]. The SCA procedure for (20) is described in detail in the following. Yet, as a solution of (20) may not satisfy rank constraints (19c) and (19d), it may not be a feasible solution of (19). Hence, *based on the obtained locally optimal solution*, we reformulate (20) using new optimization variables which satisfy the rank constraints in (19c) and (19d) by construction. The resulting solution for the new optimization problem is a feasible solution for (19).

1) *Successive Convex Approximation*: For solving (20) via SCA, an inner convex optimization problem based on a first-order approximation of the non-convex objective function R_{wsr} is constructed. This inner optimization problem is solved repeatedly until convergence, up to a numerical tolerance ϵ . In each iteration, based on the obtained optimal solution, the first-order approximation is updated and used as the objective function for the next iteration. The procedure is described in detail in the following.

In iteration $l = 1, 2, \dots$, a convex approximation of the objective function R_{wsr} , denoted by \tilde{R}_{wsr} , is constructed based on a first-order approximation around *given points* $\check{\mathbf{X}}_k^{(l-1)} \in \mathbb{C}^{N_k \times N_k}$, $k = 1, \dots, K$, with initial values $\check{\mathbf{X}}_k^{(0)} = \frac{P_T}{KN_k} \mathbf{I}_{N_k}$, $k = 1, \dots, K$, as follows:

$$\tilde{R}_{\text{wsr}} = \sum_{k=1}^K \eta_k \eta_{c,k} \tilde{R}_c + \sum_{k=1}^K \eta_k \tilde{R}_k, \quad (21)$$

where $\tilde{R}_c = \min \left\{ \tilde{R}_{k,c}, k = 1, \dots, K \right\}$, and $\tilde{R}_{k,c}$ and \tilde{R}_k , $k = 1, \dots, K$, are given in the following proposition.

Proposition 2. *Let $h > 0$ and let matrix $\mathbf{V}_k \in \mathbb{C}^{N_k \times N_k}$ be an arbitrary matrix. Then, the first-order approximations of $R_{k,c}$ and R_k at points*

$$\mathbf{X}_k = \check{\mathbf{X}}_k^{(l-1)} + h \mathbf{V}_k, k = 1, \dots, K, \quad (22)$$

along direction \mathbf{V}_k and with sufficiently small h such that $\mathbf{X}_k \succcurlyeq \mathbf{0}$ is in the neighborhood of $\check{\mathbf{X}}_k^{(l-1)}$ are given as follows:

$$\begin{aligned} \tilde{R}_k &= \log_2 \det \left(\mathbf{I}_{M_k} + \frac{1}{L_k \sigma^2} \mathbf{H}_k \mathbf{Q}_k \mathbf{H}_k^H + \frac{1}{L_k \sigma^2} \mathbf{H}_k \left(\sum_{k'=1}^{k-1} \mathbf{Q}_{k'} \right) \mathbf{H}_k^H \right) - \log_2 \det \left(\mathbf{I}_{M_k} + \frac{1}{L_k \sigma^2} \mathbf{H}_k \check{\mathbf{Q}}_k^{(l-1)} \mathbf{H}_k^H \right) \\ &\quad - \frac{1}{L_k \sigma^2 \log_e(2)} \sum_{k'=1}^{k-1} \text{tr} \left(\Psi_{k'}^H \mathbf{H}_k^H \left[\mathbf{I}_{M_k} + \frac{1}{L_k \sigma^2} \mathbf{H}_k \check{\mathbf{Q}}_k^{(l-1)} \mathbf{H}_k^H \right]^{-1} \mathbf{H}_k \Psi_{k'} \left(\mathbf{X}_{k'} - \check{\mathbf{X}}_{k'}^{(l-1)} \right) \right), \end{aligned} \quad (23)$$

$$\begin{aligned} \tilde{R}_{k,c} &= \log_2 \det \left(\mathbf{I}_{M_k} + \frac{1}{L_k \sigma^2} \mathbf{H}_k \mathbf{Q}_c \mathbf{H}_k^H + \frac{1}{L_k \sigma^2} \mathbf{H}_k \left(\sum_{k'=1}^k \mathbf{Q}_{k'} \right) \mathbf{H}_k^H \right) - \log_2 \det \left(\mathbf{I}_{M_k} + \frac{1}{L_k \sigma^2} \mathbf{H}_k \check{\mathbf{Q}}_{k+1}^{(l-1)} \mathbf{H}_k^H \right) \\ &\quad - \frac{1}{L_k \sigma^2 \log_e(2)} \sum_{k'=1}^{k-1} \text{tr} \left(\Psi_{k'}^H \mathbf{H}_k^H \left[\mathbf{I}_{M_k} + \frac{1}{L_k \sigma^2} \mathbf{H}_k \check{\mathbf{Q}}_{k+1}^{(l-1)} \mathbf{H}_k^H \right]^{-1} \mathbf{H}_k \Psi_{k'} \left(\mathbf{X}_{k'} - \check{\mathbf{X}}_{k'}^{(l-1)} \right) \right), \end{aligned} \quad (24)$$

where $\mathbf{Q}_k = \Psi_k \mathbf{X}_k \Psi_k^H$ and $\check{\mathbf{Q}}_k^{(l-1)} = \sum_{k'=1}^{k-1} \Psi_{k'} \check{\mathbf{X}}_{k'}^{(l-1)} \Psi_{k'}^H$, for $k = 1, \dots, K$.

Proof. Please refer to Appendix B. □

Next, an inner convex optimization problem with \tilde{R}_{wsr} as the objective function is constructed as follows:

$$\tilde{R}_{\text{wsr}}^* = \underset{\substack{\mathbf{Q}_c \succcurlyeq \mathbf{0}, \\ \mathbf{X}_k \succcurlyeq \mathbf{0}, \forall k}}{\text{maximize}} \tilde{R}_{\text{wsr}} \quad \text{subject to C1.} \quad (25)$$

The inner convex optimization problem (25) is solved using standard convex optimization tools [30] to obtain the optimal value, $\tilde{R}_{\text{wsr}}^{*(l)}$, and the corresponding optimal solution \mathbf{Q}_c^* , \mathbf{X}_k^* , $\forall k$. The obtained solution is used as the starting point for the next iteration, i.e., $\check{\mathbf{X}}_k^{(l)} = \mathbf{X}_k^*$. This process gradually tightens the first-order approximation of the objective function around a local optimum of (20). Hence, the corresponding sequence of optimal values of (25), $\tilde{R}_{\text{wsr}}^{*(l)}$, $l = 1, 2, \dots$, converges to a local optimum of (20) [26]. The iterations are continued until convergence up to a numerical tolerance ϵ . The resulting algorithm is summarized in Algorithm 1. Furthermore, similarly to (19), Algorithm 1 is applied for all permutations of user labels, and the maximal \tilde{R}_{wsr}^* and the corresponding solution are exploited for reformulating (20), as described below.

2) *Problem Reformulation:* In the following, we reformulate (20) with new optimization variables. Let \mathbf{Q}_c^* , \mathbf{X}_k^* , $k = 1, \dots, K$, denote the locally optimal solution of (20) obtained with Algorithm 1. We use this solution to define new matrix structures for \mathbf{Q}_c and \mathbf{X}_k , $k = 1, \dots, K$, as follows:

$$\mathbf{Q}_c = \mathbf{U}_c \tilde{\mathbf{X}}_c \mathbf{U}_c^H, \quad (26)$$

$$\mathbf{X}_k = \mathbf{U}_k \tilde{\mathbf{X}}_k \mathbf{U}_k^H, \quad (27)$$

Algorithm 1 Algorithm for solving (20) via SCA.

- 1: Initialize $\check{\mathbf{X}}_k^{(0)} = \frac{P_T}{KN_k} \mathbf{I}_{N_k}, \forall k, \tilde{R}_{\text{WSR}}^{*(0)} = -\infty$, numerical tolerance ϵ , and iteration index $l = 0$.
 - 2: **repeat**
 - 3: $l \leftarrow l + 1$
 - 4: Update the first-order approximations in (23) and (24) based on $\check{\mathbf{X}}_k^{(l-1)}$.
 - 5: Solve convex optimization problem (25) to obtain the optimal value $\tilde{R}_{\text{WSR}}^{*(l)}$ and solution $\mathbf{Q}_c^*, \mathbf{X}_k^*, \forall k$.
 - 6: Set $\check{\mathbf{X}}_k^{(l)} = \mathbf{X}_k^*, \forall k$.
 - 7: **until** $|\tilde{R}_{\text{WSR}}^{*(l)} - \tilde{R}_{\text{WSR}}^{*(l-1)}| < \epsilon$
 - 8: **Return** $\tilde{R}_{\text{WSR}}^* = \tilde{R}_{\text{WSR}}^{*(l)}$ and $\mathbf{Q}_c^*, \mathbf{X}_k^*, \forall k$, as the optimal value and the corresponding solution.
-

where $\mathbf{U}_c \in \mathbb{C}^{N \times M}$ and $\mathbf{U}_k \in \mathbb{C}^{N_k \times M_k}$ contain the eigenvectors of \mathbf{Q}_c^* and \mathbf{X}_k^* , respectively, corresponding to their M and M_k largest eigenvalues, respectively. We follow the convention that the eigenvectors of a zero matrix are zero vectors. Here, $\tilde{\mathbf{X}}_c \in \mathbb{C}^{M \times M}$ and $\tilde{\mathbf{X}}_k \in \mathbb{C}^{M_k \times M_k}, \forall k$, are symmetric, positive semi-definite matrices which form the new optimization variables.

Remark 4. The rank of \mathbf{Q}_c in (26) is limited to M as \mathbf{Q}_c is the product of $N \times M$, $M \times M$, and $M \times N$ matrices \mathbf{U}_c , $\tilde{\mathbf{X}}_c$, and \mathbf{U}_c^H , respectively. Similarly, the rank of \mathbf{X}_k in (27) is limited to M_k .

Problem (20) can now be reformulated in terms of the new matrices as follows:

$$R_{\text{WSR}}^* = \underset{\substack{\tilde{\mathbf{X}}_c \succeq \mathbf{0}, \\ \tilde{\mathbf{X}}_k \succeq \mathbf{0}, \forall k}}{\text{maximize}} R_{\text{WSR}} \quad (28a)$$

$$\text{subject to } \overline{\text{CI}}: \text{tr}(\tilde{\mathbf{X}}_c) + \sum_{k=1}^K \text{tr}(\tilde{\mathbf{X}}_k) \leq P_T, \quad (28b)$$

where the power constraint in (28b) is obtained analogously to (11), and the WSR is maximized only for the chosen user index permutation. A locally optimal solution for (28) can be obtained via SCA, i.e., Algorithm 1 is applicable where the optimization variables in (25) and the first-order approximations in (23) and (24) are revised to account for the new variables and matrix structures in (26) and (27).

Remark 5. A locally optimal solution of (28) is a feasible LB for (19). The solution is feasible because the matrices in (26) and (27) ensure rank constraints (19c) and (19d) by construction. However, the solution is suboptimal because the optimization variables in (28) have fewer DoFs compared to those in (19).

E. Fixed-Permutation Lower Bound

We note from the above that K users necessitate a search over $K!$ permutations of user indices. This can be prohibitively complex when there are more than a few users. Hence, in the following, we propose a low-complexity scheme in which only one user permutation is considered. Nevertheless, as shown later in the simulation results in Section VI, the performance loss incurred is negligible.

Let $R_k^{\text{SU}}, k = 1, \dots, K$, denote the single user rates of users $1, \dots, K$, respectively, given by

$$R_k^{\text{SU}} = \underset{\mathbf{P}_k \succeq \mathbf{0}}{\text{maximize}} \quad \log_2 \det \left(\mathbf{I}_{M_k} + \frac{1}{\sigma^2} \mathbf{H}_k \mathbf{P}_k \mathbf{H}_k^{\text{H}} \right) \quad (29\text{a})$$

$$\text{subject to} \quad \text{tr}(\mathbf{P}_k \mathbf{P}_k^{\text{H}}) \leq P_{\text{T}}. \quad (29\text{b})$$

For the fixed-permutation LB, we optimize (19) only over the user index permutation (k_1, k_2, \dots, k_K) which satisfies $\eta_{k_1} R_{k_1}^{\text{SU}} \geq \dots \geq \eta_{k_K} R_{k_K}^{\text{SU}}$.

F. Computational Complexity

In this section, we evaluate the complexity of computing the SNS precoders and compare it with the complexities of the baseline schemes. We assume a critically loaded system and consider the fixed-permutation LB described in the previous section. The resulting computational complexities are as follows.

- For the proposed SNS-based MIMO-RSMA scheme, computing $\Psi_k, k = 1, \dots, K$, via the QR decomposition entails a complexity of $\mathcal{O}(2N^3)$ [31]. Furthermore, optimizing \mathbf{P}_c and $\mathbf{X}_k, k = 1, \dots, K$, which involves $\mathcal{O}(V)$ real-valued optimization variables, $V = N^2 + \sum_{k=1}^K N_k^2$, via SCA with N_{iter} iterations and numerical tolerance ϵ entails an additional complexity of $\mathcal{O}(N_{\text{iter}} V \sqrt{V} \log(1/\epsilon))$ [32], [33].
- Directly optimizing the precoding matrices $\mathbf{P}_c, \mathbf{P}_k, k = 1, \dots, K$, via SCA involves $\mathcal{O}(KN^2)$ real-valued variables and entails an overall complexity of $\mathcal{O}(N_{\text{iter}} N^3 K \sqrt{K} \log(1/\epsilon))$ [32], [33].
- For BD-based MIMO-RSMA, computing the BD precoders via QR decomposition and SVD entails a complexity of $\mathcal{O}(2N^3 + \sum_{k=1}^K M_k^3)$ [31]. Furthermore, PA via SCA involving $\mathcal{O}(N^2)$ real-valued variables entails an additional complexity of $\mathcal{O}(N_{\text{iter}} N^3 \log(1/\epsilon))$ [32], [33].

TABLE I: Complexity of precoder and PA computation for the proposed SNS-based MIMO-RSMA scheme and several baseline schemes.

Scheme	Complexity		
	Precoder	PA / Precoder	
		Iterations	Total
Proposed Scheme	$\mathcal{O}(2N^3)$	N_{iter}	$\mathcal{O}(N_{\text{iter}}V\sqrt{V}\log(1/\epsilon))$
Direct SCA	0	N_{iter}	$\mathcal{O}(N_{\text{iter}}N^3K\sqrt{K}\log(1/\epsilon))$
BD-based MIMO-RSMA	$\mathcal{O}(2N^3 + \sum_{k=1}^K M_k^3)$	N_{iter}	$\mathcal{O}(N_{\text{iter}}N^3\log(1/\epsilon))$
RZF	$\mathcal{O}(\frac{3}{2}N^3)$	N_{iter}	$\mathcal{O}(N_{\text{iter}}N\sqrt{N}\log(1/\epsilon))$
BD	$\mathcal{O}(2N^3 + \sum_{k=1}^K M_k^3)$	0	$\mathcal{O}(N\sqrt{N}\log(1/\epsilon))$
ZF	$\mathcal{O}(\frac{3}{2}N^3)$	0	$\mathcal{O}(N\sqrt{N}\log(1/\epsilon))$

- For RZF precoding, computing the precoder via matrix inversion and multiplication entails a complexity of $\mathcal{O}(\frac{3}{2}N^3)$ [34], and PA via SCA involving $\mathcal{O}(N)$ optimization variables entails a complexity of $\mathcal{O}(N_{\text{iter}}N\sqrt{N}\log(1/\epsilon))$ [32], [33].
- For BD and ZF precoding, computing the precoders entail complexities of $\mathcal{O}(2N^3 + \sum_{k=1}^K M_k^3)$ [31] and $\mathcal{O}(\frac{3}{2}N^3)$ [34], respectively, and finding the corresponding PA via convex optimization entails a complexity of $\mathcal{O}(N\sqrt{N}\log(1/\epsilon))$ [32], [33].

The computational complexities of the different schemes are summarized in Table I. From the table, we note that direct optimization of the precoders entails the highest overall complexity, following by (in order) the proposed SNS-based MIMO-RSMA, BD-based MIMO-RSMA, RZF precoding, BD precoding, and ZF precoding. Observed run times for the schemes are reported in Section VI.

V. WSR MAXIMIZATION WITH IMPERFECT CSI KNOWLEDGE AT THE BS

In this section, we consider WSR maximization with imperfect CSI knowledge at the BS, i.e., only quantized or outdated MIMO channel matrices $\bar{\mathbf{H}}_k, k = 1, \dots, K$, are available at the BS. Nevertheless, we assume that the BS knows³ scalar L_k perfectly, and the users know their own MIMO channel matrices perfectly. We begin by describing the considered CSI error model. Next, we study the robustness of SNS precoding via derivative-based SA. Lastly, we briefly present the required changes to the WSR maximization algorithm in Section IV if the CSI is imperfect.

³This assumption is motivated by the slow variation of the path loss L_k and the resulting low feedback requirement.

A. Imperfect MIMO Channel Matrices

We model the estimated MIMO channel matrices at the BS as follows:

$$\frac{1}{\sqrt{L_k}} \bar{\mathbf{H}}_k = \frac{1}{\sqrt{L_k}} \mathbf{H}_k + \frac{1}{\sqrt{L_k}} \Delta \mathbf{H}_k, \quad k = 1, \dots, K, \quad (30)$$

where L_k and \mathbf{H}_k denote the actual path loss coefficient and the MIMO channel matrix of user k , respectively, see Section II-A, and $\Delta \mathbf{H}_k \in \mathbb{C}^{M_k \times N}$ models the estimation error. Furthermore, we assume $\|\Delta \mathbf{H}_k\| < \|\bar{\mathbf{H}}_k\|$, i.e., the CSI error is small compared to the CSI itself.

B. Changes to Precoding and Decoding

As only the imperfect MIMO channel matrices of the users, $\bar{\mathbf{H}}_k, k = 1, \dots, K$, are available at the BS, the SNS precoders are chosen based on these imperfect matrices as follows:

$$\mathbf{P}_k = \bar{\Psi}_k \mathbf{X}_k, \quad (31)$$

where, for user k , $\bar{\Psi}_k \in \mathbb{C}^{N \times N_k}$ denotes the matrix whose columns contain the unit-length basis vectors of the null space of the following augmented matrix:

$$\bar{\mathbf{F}}_k = \left[\bar{\mathbf{H}}_1^T \quad \bar{\mathbf{H}}_2^T \quad \dots \quad \bar{\mathbf{H}}_{k-1}^T \right]^T, \quad (32)$$

with the convention $\bar{\Psi}_1 = \mathbf{I}_N$, analogous to the precoding scheme in Section III-A. However, since the precoders are computed based on $\bar{\mathbf{H}}_k$, the orthogonality properties with respect to \mathbf{H}_k described in Section III-A may not hold. Hence, in this case, the signal received at user k suffers from interference by all other users $k' \neq k, k' = 1, \dots, K$, i.e., \mathbf{y}_k in (13) is replaced by

$$\mathbf{y}_k = \frac{1}{\sqrt{L_k}} \mathbf{H}_k \mathbf{P}_c \mathbf{s}_c + \frac{1}{\sqrt{L_k}} \mathbf{H}_k \sum_{k'=1}^K \bar{\Psi}_{k'} \mathbf{X}_{k'}^{\frac{1}{2}} \mathbf{s}_{k'} + \mathbf{z}_k. \quad (33)$$

Decoding at user k is carried out as described in Section III-B.

C. IUI due to Imperfect CSI at the BS

For given $\mathbf{X}_k, k = 1, \dots, K$, let

$$\Xi_k^\uparrow = \frac{1}{\sqrt{L_k}} \mathbf{H}_k \sum_{k'=k+1}^K \bar{\Psi}_{k'} \mathbf{X}_{k'}^{\frac{1}{2}} \mathbf{s}_{k'} \quad (34)$$

denote the additional IUI from users $k+1, \dots, K$ due to the imperfect estimate of \mathbf{H}_k and let

$$\Xi_k^\downarrow = \frac{1}{\sqrt{L_k}} \mathbf{H}_k \sum_{k'=1}^{k-1} (\bar{\Psi}_{k'} - \Psi_{k'}) \mathbf{X}_{k'}^{\frac{1}{2}} \mathbf{s}_{k'} = \frac{1}{\sqrt{L_k}} \mathbf{H}_k \sum_{k'=1}^{k-1} \Delta \Psi_{k'} \mathbf{X}_{k'}^{\frac{1}{2}} \mathbf{s}_{k'} \quad (35)$$

where $\Delta\bar{\Psi}_k = \bar{\Psi}_k - \Psi_k$, denote the additional IUI from users $1, \dots, k-1$ due the imperfect estimates of $\mathbf{H}_k, k = 1, \dots, k-1$. Both Ξ_k^\uparrow and Ξ_k^\downarrow , which are present in (33) but absent in (13), are characterized in the following proposition.

Proposition 3. *Matrices $\bar{\Psi}_k, \Psi_k, k = 1, \dots, K$, can be chosen such that:*

$$\|\Xi_k^\uparrow\| \leq \frac{1}{\sqrt{L_k}} \|\Delta\mathbf{H}_k\| \sum_{k'=k+1}^K \|\mathbf{X}_{k'}^{\frac{1}{2}} \mathbf{s}_{k'}\|, \quad (36)$$

$$\|\Xi_k^\downarrow\| \leq \frac{1}{\sqrt{L_k}} \|\mathbf{H}_k\| \sum_{k'=1}^{k-1} \left[\|(\bar{\mathbf{F}}_{k'})^+ \| \|\Delta\mathbf{F}_{k'}\| - \log(1 - \|\mathbf{C}_{k'}\|) \right] \|\mathbf{X}_{k'}^{\frac{1}{2}} \mathbf{s}_{k'}\|, \quad (37)$$

where $\Delta\mathbf{F}_k = \bar{\mathbf{F}}_k - \mathbf{F}_k$ and $\mathbf{C}_k = \Psi_k^H (\Delta\mathbf{F}_k)^H (\bar{\mathbf{F}}_k \bar{\mathbf{F}}_k^H)^{-1} \Delta\mathbf{F}_k \Psi_k$.

Proof. Please refer to Appendix C. □

From Proposition 3, we observe that $\|\Xi_k^\uparrow\|$ depends on the imperfection of user k 's own CSI, whereas $\|\Xi_k^\downarrow\|$ depends on the imperfections of the other users' CSI. Furthermore, we note that for both $\|\Xi_k^\uparrow\|$ and $\|\Xi_k^\downarrow\|$ small imperfections of the MIMO channel matrices of the users only cause a small change in the IUI. Hence, for SNS precoding, a user with high quality CSI experiences a *small amount of additional IUI* $\|\Xi_k^\uparrow\|$ and causes a *small amount of additional IUI* $\|\Xi_k^\downarrow\|$ to others, thereby ensuring the overall performance and robustness.

Remark 6. While Proposition 3 only proves the existence of such matrices $\bar{\Psi}_k, \Psi_k, k = 1, \dots, K$, in Section VI, we show that the bounds hold for Gaussian MIMO channels where $\bar{\Psi}_k, \Psi_k, k = 1, \dots, K$, are computed via the Gram-Schmidt procedure [31].

D. Achievable Rate and WSR

Next, based on the received signal given in (33), the achievable rate is given as follows. The rate of the private symbol vector \mathbf{s}_k is given by

$$\bar{R}_k = \log_2 \det \left(\mathbf{I}_{M_k} + \frac{1}{L_k} \mathbf{H}_k \bar{\mathbf{Q}}_k \mathbf{H}_k^H \left[\sigma^2 \mathbf{I}_{M_k} + \frac{1}{L_k} \mathbf{H}_k \left(\sum_{k'=1, k' \neq k}^K \bar{\mathbf{Q}}_{k'} \right) \mathbf{H}_k^H \right]^{-1} \right), \quad (38)$$

where $\bar{\mathbf{Q}}_k = \bar{\Psi}_k \mathbf{X}_k \bar{\Psi}_k^H, k = 1, \dots, K$. Next, for the common symbol vector, the achievable rate at user k is:

$$\bar{R}_{k,c} = \log_2 \det \left(\mathbf{I}_{M_k} + \frac{1}{L_k} \mathbf{H}_k \mathbf{Q}_c \mathbf{H}_k^H \left[\sigma^2 \mathbf{I}_{M_k} + \frac{1}{L_k} \mathbf{H}_k \left(\sum_{k'=1}^K \bar{\mathbf{Q}}_{k'} \right) \mathbf{H}_k^H \right]^{-1} \right), \quad (39)$$

where, as earlier, $\bar{R}_c = \min\{\bar{R}_{k,c}, k = 1, \dots, K\}$. Here, \mathbf{Q}_c and $\mathbf{X}_k, k = 1, \dots, K$, are as defined in Section IV. Furthermore, the WSR is defined analogously to the definition in (18) as follows:

$$\bar{R}_{\text{WSR}} = \sum_{k=1}^K \eta_k \eta_{c,k} \bar{R}_c + \sum_{k=1}^K \eta_k \bar{R}_k. \quad (40)$$

Now, we describe the changes required for the WSR maximization algorithm in Section IV for imperfect CSI.

E. Changes to WSR Maximization Algorithm for Imperfect CSI

As the BS does not have knowledge of $\mathbf{H}_k, k = 1, \dots, K$, the true WSR, \bar{R}_{WSR} in (40), which depends on \mathbf{H}_k , cannot be utilized as the objective function for optimizing \mathbf{Q}_c and $\mathbf{X}_k, k = 1, \dots, K$, at the BS. Instead, we propose the use of the objective function:

$$\bar{\bar{R}}_{\text{WSR}} = \sum_{k=1}^K \eta_k \eta_{c,k} \bar{R}_c \Big|_{\mathbf{H}_k \rightarrow \bar{\mathbf{H}}_k, k=1, \dots, K} + \sum_{k=1}^K \eta_k \bar{R}_k \Big|_{\mathbf{H}_k \rightarrow \bar{\mathbf{H}}_k, k=1, \dots, K}, \quad (41)$$

in which \mathbf{H}_k is replaced by $\bar{\mathbf{H}}_k, k = 1, \dots, K$. Now, \mathbf{Q}_c and $\mathbf{X}_k, k = 1, \dots, K$, can be optimized at the BS via SCA analogously to the method in Section IV, i.e., Algorithm 1 is applicable where the objective function in (25) is updated based on (41).

VI. SIMULATION RESULTS

In this section, we first validate the analytical UBs presented in Proposition 3 and the computational complexities in Section IV-F. Next, we study the convergence rate of Algorithm 1. Then, we evaluate the performance of the proposed SNS-based MIMO-RSMA scheme and compare it with the performances of the considered baseline schemes for perfect and imperfect CSI.

For our simulations, we model the elements of the MIMO channel matrices of the users, which capture the small-scale fading effects, as independent and identically distributed Gaussian random variables $[\mathbf{H}_k]_{ij} \sim \mathcal{CN}(0, 1), \forall i, j, k$. The scalar path loss for user k, L_k , is set to d_k^2 , where d_k denotes the distance (in meters) of user k from the BS.

The elements of $\Delta \mathbf{H}_k \sim \mathbb{C}^{M_k \times N}, k = 1, \dots, K$, are also modeled as independent and identically distributed Gaussian random variables $[\Delta \mathbf{H}_k]_{ij} \sim \mathcal{CN}(0, \mu_k), \forall i, j, k$. Here, μ_k models the CSI error variance of user k . Furthermore, we assume that $[\Delta \mathbf{H}_k]_{ij}$ and $[\mathbf{H}_k]_{ij}, \forall i, j, k$, are statistically independent. Let $\mathbf{H}_k^{(n)}$ and $\Delta \mathbf{H}_k^{(n)}$ denote the n -th realization of the MIMO channel

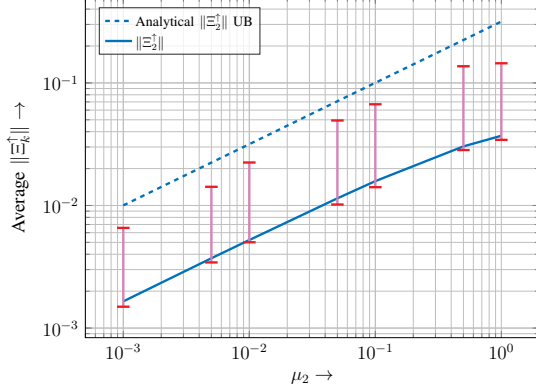


Fig. 2: Average $\|\Xi_k^\uparrow\|$ with $K = 6$, $N = 12$, $M_k = 2, \forall k$, as a function of μ_2 with $d_k = 50$ m, $\forall k$, and $\mu_k = 0, \forall k \neq 2$. Error bars show the range of values encountered.

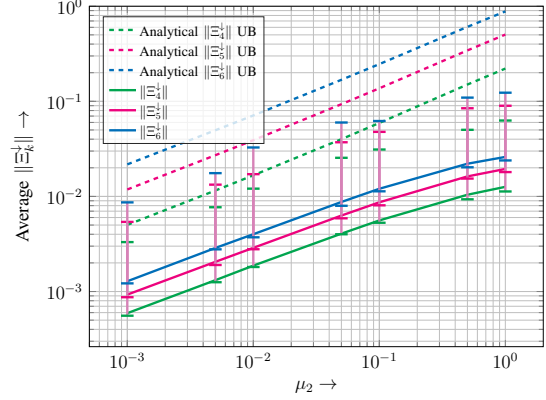


Fig. 3: Average $\|\Xi_k^\downarrow\|$ with $K = 6$, $N = 12$, $M_k = 2, \forall k$, as a function of μ_2 with $d_k = 50$ m, $\forall k$, and $\mu_k = 0, \forall k \neq 2$. Error bars show the range of values encountered.

matrix and the error matrix for user k , respectively. Then, the n -th realization of the imperfect MIMO channel matrices of the users is given by:

$$\frac{1}{\sqrt{L_k}} \bar{\mathbf{H}}_k^{(n)} = \frac{1}{\sqrt{L_k}} \mathbf{H}_k^{(n)} + \frac{1}{\sqrt{L_k}} \Delta \mathbf{H}_k^{(n)}, \quad k = 1, \dots, K. \quad (42)$$

A. Upper Bounds and Computational Complexities

First, we validate the analytical UBs presented in Proposition 3. For our analysis, we set $K = 6$, $N = 12$, $M_k = 2, \forall k$, $d_k = 50$ m, and $\|\mathbf{X}_{k'}^{\frac{1}{2}} \mathbf{s}_{k'}\| = 1, \forall k$. We assume the BS to have perfect CSI for all users except for user 2, i.e., $\mu_k = 0, k \neq 2$, and study the impact of the imperfect CSI of user 2 on the IUI via $\|\Xi_k^\uparrow\|$ and $\|\Xi_k^\downarrow\|, k = 1, \dots, K$. Note that, for the given setup, $\|\Xi_k^\uparrow\| = 0$ for $k \neq 2$, and $\|\Xi_k^\downarrow\| = 0$ for $k = 1, 2, 3$.

In Figures 2 and 3, $\|\Xi_k^\uparrow\|$ and $\|\Xi_k^\downarrow\|$, averaged over 10^4 MIMO channel realizations, are plotted as a function of μ_2 . Furthermore, the error bars show the range of values of $\|\Xi_k^\uparrow\|$ and $\|\Xi_k^\downarrow\|$ encountered during the simulations. From the figures, we note that the analytical UBs developed in Proposition 3 accurately bound $\|\Xi_k^\uparrow\|$ and $\|\Xi_k^\downarrow\|$. Nevertheless, for high μ_k , the UB in (37) becomes loose as it violates the assumption that $\|\mathbf{C}\| \ll 1$ in (60). Furthermore, we observe that the average $\|\Xi_k^\uparrow\|$ and $\|\Xi_k^\downarrow\|$ are close to the minimum indicating that our choice $\mathbf{Z} = -\mathbf{I}_{n-m}$ in (58) is suboptimal in most cases. Lastly, we observe a linear dependence between μ_2 and the resulting IUI, thereby affirming the robustness of SNS precoding, i.e., that small imperfections in CSI cause a small amount of additional IUI.

TABLE II: Runtime comparison for precoder computation and PA for the schemes considered in Table I.

Scheme	Runtime (s)	
	Precoder	PA
Direct SCA	0	6.45
Proposed ⁴	2.00	3.06
BD-based MIMO-RSMA	1.38	2.15
RZF	0.80	0.93
BD	1.38	0.22
ZF	0.80	0.19

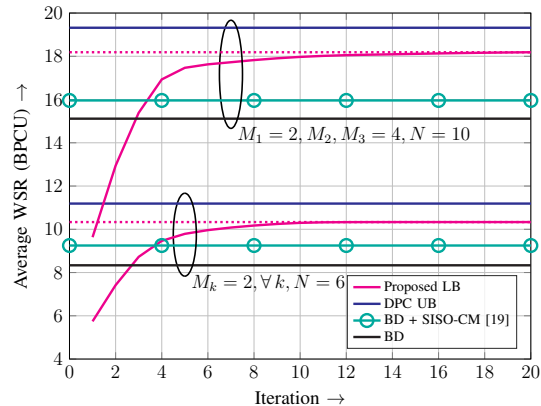


Fig. 4: Convergence of Algorithm 1 with perfect CSI knowledge for $K = 3$, $P_T = 20$ dBm, $d_k = 50$ m, $\forall k$, and $\eta_k = \frac{1}{K}$, $\forall k$.

Next, we study the run time of precoder computation and optimization for perfect CSI on a personal computer with MATLAB and MOSEK optimization software suites⁵. We set $K = 3$, $N = 10$, $M_k = (2, 4, 4)$, and the transmit power budget is $P_T = 20$ dBm. In Table II, the run times of the schemes described in Section IV-F are tabulated in descending order. From the table, we note that the observed run times are in line with the complexity values in Table I.

B. Weighted Sum Rate

In this section, we compare the performance of SNS-based MIMO-RSMA with that of the baseline schemes. For the following results, the general and fixed-permutation (F-PERM) LBs on the WSR of the proposed SNS-based MIMO-RSMA scheme are obtained as described in Section IV. An UB for the WSR is obtained based on DPC by exploiting the BC-MAC duality [11] and [35, Theorem 1]. BD, RZF, and ZF precoding are as in [18], [17], and [16], respectively. For BD-based MIMO-RSMA, the scheme in [19] (BD+SISO-CM), and the scheme presented in Section II-D (BD+MIMO-CM) are considered. Lastly, ‘Direct SCA LB’ denotes a LB on the WSR obtained by directly optimizing \mathbf{P}_c , \mathbf{P}_k , $k = 1, \dots, K$, via SCA with zeros as initial values.

⁴For the proposed scheme, PA runtime includes the runtime incurred for optimizing \mathbf{X}_k , $k = 1, \dots, K$.

⁵MATLAB is a numerical computation software developed by MathWorks and available at <https://mathworks.com/>; and MOSEK is an optimization suite developed by Mosek ApS and available at <https://www.mosek.com/>.

For the general and fixed-permutation LBs, SCA is utilized to solve the WSR maximization problem, as described in Section IV-D. For the DPC UB, ZF precoding, and BD precoding, the PA problems for WSR maximization are convex optimization problems. For BD+MIMO-CM, the PA problem for WSR maximization is convex for equal user weights $\eta_k, k = 1, \dots, K$, and when the non-convex rank constraint C3 in (19d) is eliminated. In this case, we denote the UB on the maximum WSR by BD+MIMO-CM UB. Otherwise, and for RZF and BD+SISO-CM, an SCA-based solution with zeros as initial values is used.

For the case with imperfect CSI at the BS, as an UB is unknown [36], the DPC UB for perfect CSI is utilized. The general and fixed-permutation LBs on the WSR for the proposed SNS-based MIMO-RSMA scheme are obtained as described in Section V-E. For the other schemes, WSR optimization is carried out using the estimated MIMO channel matrices of the users, and the WSR is computed based on the obtained optimized precoders and actual MIMO channel matrices, analogous to the procedure used for SNS-based MIMO-RSMA.

The obtained WSRs are averaged over multiple MIMO channel realizations, for both perfect and imperfect CSI, so as to obtain a 99% confidence interval of ± 1 bit per channel use (BPCU) for the average WSRs. Lastly, for our simulations, we utilize $\eta_{c,k} = \eta_k$, noise variance $\sigma^2 = -35$ dBm, and, in Algorithm 1, numerical tolerance $\epsilon = 10^{-5}$.

First, in Figure 4, we study the convergence of Algorithm 1 for $K = 3, N = 6, M_k = 2, \forall, k$, and $N = 10, M_k = (2, 4, 4)$. The transmit power budget is set to $P_T = 20$ dBm. The user distances from the BS are set to $d_k = 50$ m, $k = 1, 2, 3$. From the figure, we observe that, for the considered cases, the WSR converges in about 20 iterations. Furthermore, comparing the convergence speed for the two different antenna configurations, we note that the convergence speed decreases only moderately as the number of variables increases.

In Figures 5 and 6, we consider a critically loaded system with $K = 3, N = 10$, and $M_k = (2, 4, 4)$, for perfect and imperfect CSI knowledge at the BS, respectively. The user distances are set to $d_k = 50$ m, $\forall k$, and for imperfect CSI, $\mu_k = (0.5, 0.1, 0.01)$. The user weights are set to be equal. For perfect CSI, we note from Figure 5 that the proposed LB outperforms RZF, ZF, and BD precoding, and BD-based MIMO-RSMA. This is because, unlike BD precoding, SNS precoding exploits the unused DoFs of the users with lower rates and the DoFs of the users with (near) orthogonal MIMO channels matrices to enhance performance. Furthermore, ZF precoding has a poor performance in the considered critically loaded system as it requires the inversion of an ill-conditioned matrix, see [4] for more details. Moreover, although

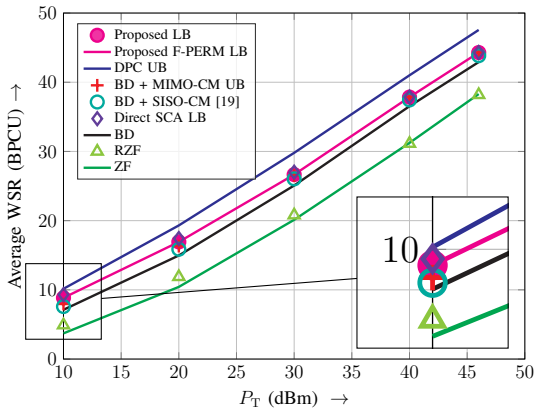


Fig. 5: Average WSR for perfect CSI knowledge as a function of P_T for $K = 3$, $N = 10$, $M_k = (2, 4, 4)$, $d_k = 50$ m, $\forall k$, and $\eta_k = \frac{1}{K}$, $\forall k$.

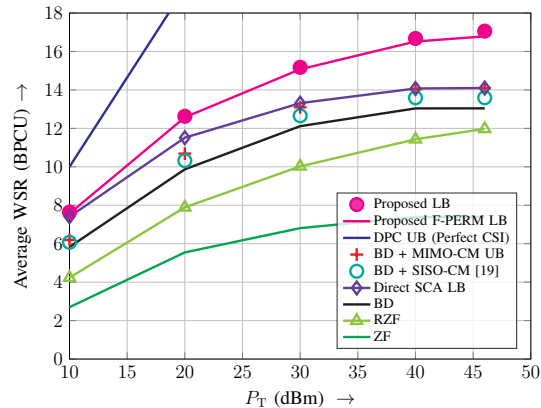


Fig. 6: Average WSR for imperfect CSI knowledge as a function of P_T for $K = 3$, $N = 10$, $M_k = (2, 4, 4)$, $d_k = 50$ m, $\forall k$, $\eta_k = \frac{1}{K}$, $\forall k$, and $\mu_k = (0.5, 0.1, 0.01)$.

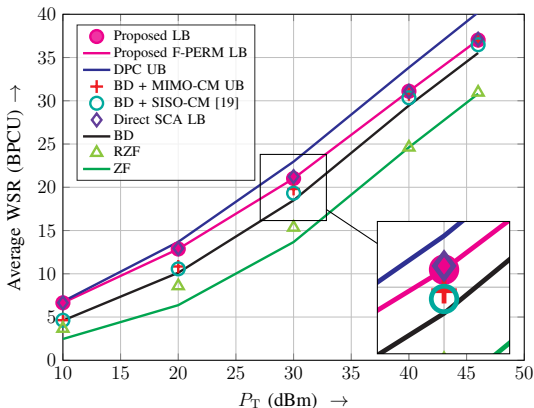


Fig. 7: Average WSR for perfect CSI knowledge as a function of P_T for $K = 3$, $N = 10$, $M_k = (2, 4, 4)$, $d_k = (250, 150, 50)$ m, and $\eta_k = \frac{1}{K}$, $\forall k$.

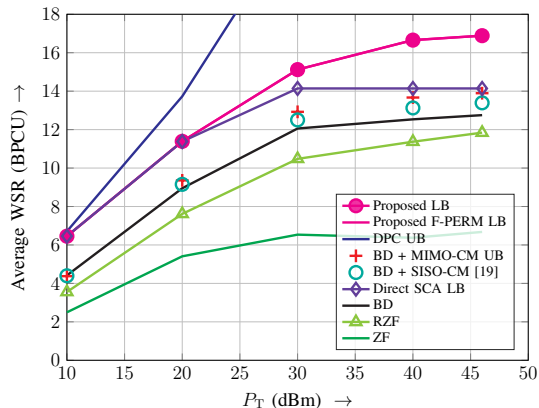


Fig. 8: Average WSR for imperfect CSI knowledge as a function of P_T for $K = 3$, $N = 10$, $M_k = (2, 4, 4)$, $d_k = (250, 150, 50)$ m, $\eta_k = \frac{1}{K}$, $\forall k$, and $\mu_k = (0.5, 0.1, 0.01)$.

the proposed LB and the Direct SCA LB have negligible performance difference for perfect CSI, from Figure 6, we observe that, for imperfect CSI, SNS-based MIMO-RSMA outperforms Direct SCA LB and the considered baseline schemes owing to the robustness of SNS precoding, see Section V-C for details.

Figures 7 and 8 consider a system with the same parameter settings as before, except that the users have unequal distances to the BS. The user distances are set to $d_k = (250, 150, 50)$ m, and for the imperfect CSI, $\mu_k = (0.5, 0.1, 0.01)$. From Figures 7 and 8 we observe that, for both perfect and imperfect CSI, the proposed LB outperforms the considered baseline schemes. In

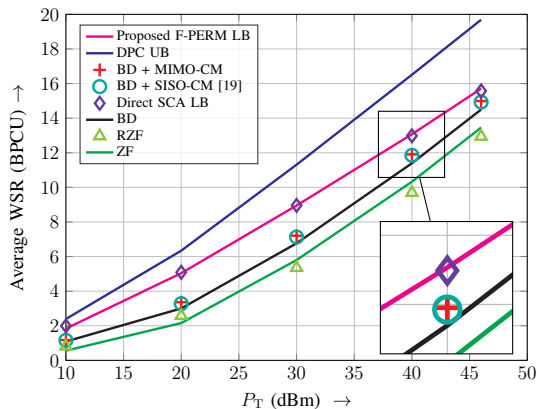


Fig. 9: Average WSR for perfect CSI knowledge as a function of P_T for $K = 6$, $N = 14$, $M_k = (1, 1, 2, 2, 4, 4)$, $N = 14$, $d_k = (250, 250, 150, 150, 50, 50)$ m, and $\eta_k = (0.3, 0.3, 0.15, 0.15, 0.05, 0.05)$.

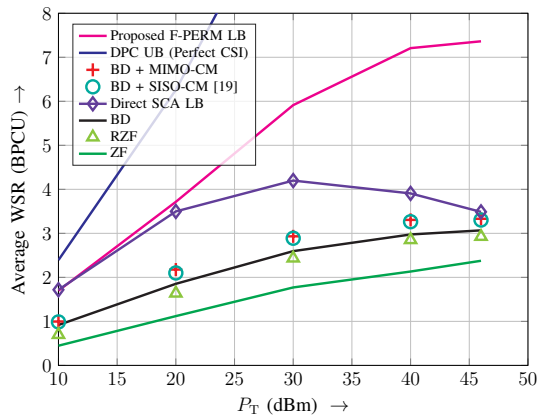


Fig. 10: Average WSR for imperfect CSI knowledge as a function of P_T for $K = 6$, $N = 14$, $M_k = (1, 1, 2, 2, 4, 4)$, $N = 14$, $d_k = (250, 250, 150, 150, 50, 50)$ m, $\eta_k = (0.3, 0.3, 0.15, 0.15, 0.05, 0.05)$, and $\mu_k = 0.01, \forall k$.

addition, for perfect CSI and the noise-limited low SNR regime, the performance of SNS-based MIMO-RSMA is close to that of DPC. However, in the interference-limited high SNR regime, the performance of the proposed LB approaches that of BD+MIMO-CM UB. This is because, in an interference limited system, the best strategy is to decode all substantial interference.

Furthermore, we observe that, for all considered cases, the performance loss due to fixing the user index permutations (F-PERM) is negligible on average.

Next, in Figures 9 and 10, we consider a critically loaded system with $K = 6$, $N = 14$, and $M_k = (1, 1, 2, 2, 4, 4)$, for perfect and imperfect CSI knowledge at the BS, respectively, and users with unequal distances and weights. The user distances are set to $d_k = (250, 250, 150, 150, 50, 50)$ m, the user weights to $\eta_k = (0.3, 0.3, 0.15, 0.15, 0.05, 0.05)$, and for imperfect CSI, $\mu_k = 0.01, \forall k$. Furthermore, in order to avoid optimization over $6!$ user index combinations, only the fixed-permutation LBs for the WSRs of the proposed SNS-based MIMO-RSMA scheme are presented. From Figures 9 and 10, we observe that, in this case also, the proposed F-PERM LB significantly outperforms the baseline schemes for both perfect and imperfect CSI. Furthermore, for imperfect CSI and high SNRs, unlike SNS precoding, the performance of Direct SCA LB degrades to that of BD+MIMO-CM because the large transmit power increases the IUI.

In Figures 11 and 12, we consider an underloaded system with $K = 6$, $N = 16$, $M_k = 2, \forall k$, for perfect and imperfect CSI, respectively. In this case, the user distances are set to $d_k = 50$ m, $\forall k$,

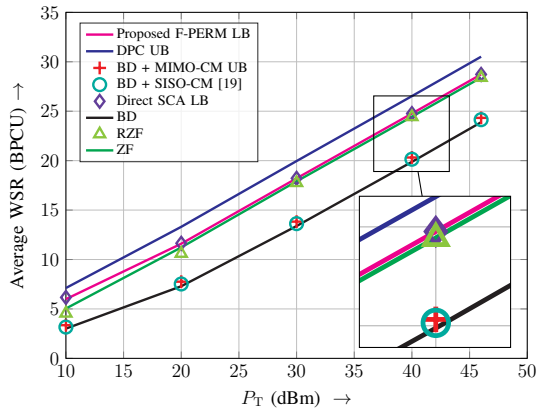


Fig. 11: Average WSR for perfect CSI knowledge as a function of P_T for $K = 6$, $N = 16$, $M_k = 2, \forall k$, $d_k = 50$ m, $\forall k$, and $\eta_k = \frac{1}{K}, \forall k$.

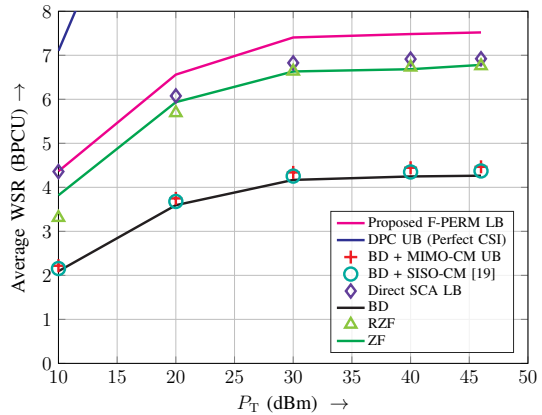


Fig. 12: Average WSR for imperfect CSI knowledge as a function of P_T for $K = 6$, $N = 16$, $M_k = 2, \forall k$, $d_k = 50$ m, $\forall k$, $\eta_k = \frac{1}{K}, \forall k$, and $\mu_k = (0.5, 0.5, 0.1, 0.1, 0.01, 0.01)$.

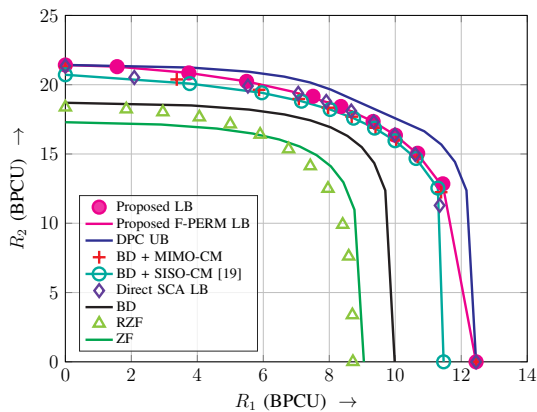


Fig. 13: Averaged rate region with perfect CSI knowledge for $K = 2$, $N = 4$, $M_k = 2, \forall k$, $d_k = (250, 50)$ m, and $\eta_1 \in [0, 1], \eta_2 = 1 - \eta_1$.

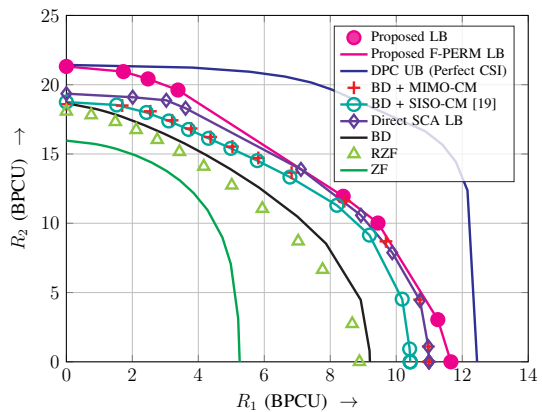


Fig. 14: Averaged rate region with perfect CSI knowledge for $K = 2$, $N = 4$, $M_k = 2, \forall k$, $d_k = (250, 50)$ m, $\eta_1 \in [0, 1], \eta_2 = 1 - \eta_1$, and $\mu_k = (0.5, 0.001)$.

and the user weights are set to be equal. For imperfect CSI, $\mu_k = (0.5, 0.5, 0.1, 0.1, 0.01, 0.01)$. We observe that, for both perfect and imperfect CSI, the proposed LB significantly outperforms BD precoding and BD-based MIMO-RSMA as SNS precoding can effectively exploit the additional DoFs available in the underloaded system, see Section II-E. Furthermore, although RZF and ZF precoding and RZF and ZF precoding and Direct SCA LB have a negligible performance difference to SNS precoding for perfect CSI, for imperfect CSI, the proposed scheme outperforms RZF and ZF precoding and the Direct SCA LB.

Next, in Figures 13 and 14, we compare the two-user rate regions of the proposed SNS-

based MIMO-RSMA scheme with those of the baseline schemes for perfect and imperfect CSI, respectively. We set $d_k = (250, 50)$ m and $\mu_k = (0.5, 0.001)$. For perfect CSI, the proposed LB, BD-based MIMO-RSMA, and Direct SCA LB achieve a significantly larger rate region compared to RZF, ZF, and BD precoding. Nevertheless, for imperfect CSI, the proposed SNS-based MIMO-RSMA scheme outperforms all baseline schemes owing to its enhanced robustness, see Section V-C for details. Furthermore, for perfect CSI and user rate pairs close to the single user rates of the (farther) user experiencing lower SNR, ZF outperforms RZF, see also [28].

VII. CONCLUSION

In this paper, we considered the precoder design for an underloaded or critically loaded downlink MU-MIMO communication system employing RS at the transmitter and single-stage SIC at the receivers. We proposed SNS precoding and decoding schemes which utilize linear combinations of the null-space basis vectors of the successively augmented MIMO channel matrices of the users as precoding vectors to adjust the IUI. For perfect CSI knowledge at the BS, we formulated the WSR maximization problem and obtained a feasible LB for the maximum WSR of the proposed SNS scheme via SCA. For imperfect CSI knowledge at the BS, we utilized derivative-based SA to study the robustness of SNS precoding. Our simulation results revealed that the proposed SNS-based MIMO-RSMA scheme outperformed RZF, ZF, and BD precoding as well as BD-based MIMO-RSMA, especially for imperfect CSI.

Motivated by our results, we find the design of practical SNS precoding schemes with low-complexity element-by-element decoding a promising area for future research. Furthermore, low-complexity user index permutation selection schemes utilizing heuristic methods, as in [21]–[23], are also of interest.

APPENDIX A: PROOF OF PROPOSITION 1

For user k , the SNS basis vectors for Ψ_k can be chosen as:

$$\Psi_k = \begin{bmatrix} \Psi_k^{\text{BD}} & \Psi_k^{\text{C}} \end{bmatrix}, \quad (43)$$

where the first M_k columns contain the BD vectors, and the remaining $N_k - M_k$ columns are found with the Gram-Schmidt procedure [31]. Based on the above definition of Ψ_k , R_k in (15) can be rewritten as:

$$R_k = \log_2 \det \left(\mathbf{I}_{M_k} + \mathbf{H}_k \left(\Psi_k^{\text{BD}} \mathbf{X}_k^{(1)} (\Psi_k^{\text{BD}})^{\text{H}} + \Psi_k^{\text{BD}} \mathbf{X}_k^{(2)} (\Psi_k^{\text{C}})^{\text{H}} + \Psi_k^{\text{C}} \mathbf{X}_k^{(3)} (\Psi_k^{\text{BD}})^{\text{H}} \right) \right)$$

$$+ \Psi_k^C \mathbf{X}_k^{(4)} (\Psi_k^C)^H \mathbf{H}_k^H \left[\sigma^2 \mathbf{I}_{M_k} + \mathbf{H}_k \left(\sum_{k'=1}^{k-1} \Psi_{k'}^C \mathbf{X}_{k'}^{(4)} (\Psi_{k'}^C)^H \mathbf{H}_{k'}^H \right)^{-1} \right], \quad (44)$$

where \mathbf{X}_k is partitioned as:

$$\mathbf{X}_k = \begin{matrix} & M_k & N_k - M_k \\ M_k & \begin{bmatrix} \mathbf{X}_k^{(1)} & \mathbf{X}_k^{(3)} \\ \mathbf{X}_k^{(2)} & \mathbf{X}_k^{(4)} \end{bmatrix} \\ N_k - M_k & \end{matrix}. \quad (45)$$

By setting $\mathbf{X}_k^{(2)}$, $\mathbf{X}_k^{(3)}$, and $\mathbf{X}_k^{(4)}$ in (44) to zero and restricting the structure of $\mathbf{X}_k^{(1)}$ to $\mathbf{V}_k^{\text{BD}} \mathbf{D}_k^{\text{BD}} (\mathbf{V}_k^{\text{BD}})^H$, (19) reduces to the WSR optimization problem for BD-based MIMO-RSMA. However, since $\mathbf{X}_k^{(1)}$, $\mathbf{X}_k^{(2)}$, $\mathbf{X}_k^{(3)}$, and $\mathbf{X}_k^{(4)}$ can be optimized for SNS-based MIMO-RSMA, we necessarily have $R_{\text{WSR}}^* \geq R_{\text{WSR}}^{\text{BD+MIMO-CM}^*}$. Furthermore, for BD, since \mathbf{P}_c is additionally restricted to $\mathbf{0}$, we obtain $R_{\text{WSR}}^* \geq R_{\text{WSR}}^{\text{BD+MIMO-CM}^*} \geq R_{\text{WSR}}^{\text{BD}^*}$.

Next, for ZF, \mathbf{P}_k , $k = 1, \dots, K$, in (4) can be simplified using the Schur complement [37] to $\mathbf{P}_k = \Psi_k^{\text{BD}} (\mathbf{H}_k \Psi_k^{\text{BD}})^+ (\mathbf{D}_k^{\text{ZF}})^{\frac{1}{2}}$. Hence, again, based on (44) and appropriate substitutions, (19) can be reduced to the WSR optimization problem for ZF. Therefore, we have $R_{\text{WSR}}^* \geq R_{\text{WSR}}^{\text{ZF}^*}$. \square

APPENDIX B: PROOF OF PROPOSITION 2

In order to prove Proposition 2, we first derive the following general result.

Lemma 1. *Let $m, n > 0$, $m \leq n$, and $\mathbf{A} \in \mathbb{C}^{m \times n}$ be a matrix with full row rank. Furthermore, let $\mathbf{X}, \mathbf{E} \in \mathbb{C}^{n \times n}$ be positive semi-definite matrices such that $\mathbf{Y} = \mathbf{X} + \mathbf{E}$ is positive semi-definite and in the neighborhood of \mathbf{X} . Then, the first-order approximation of*

$$f(\mathbf{Y}) = \log_e \det(\mathbf{I}_m + \mathbf{A} \mathbf{Y} \mathbf{A}^H) \quad (46)$$

is given by

$$\tilde{f}(\mathbf{Y}) = \log_e \det(\mathbf{I}_m + \mathbf{A} \mathbf{X} \mathbf{A}^H) + \text{tr} \left(\mathbf{A}^H (\mathbf{I}_m + \mathbf{A} \mathbf{X} \mathbf{A}^H)^{-1} \mathbf{A} (\mathbf{Y} - \mathbf{X}) \right). \quad (47)$$

Proof. We equip the space of $m \times n$ complex-valued matrices with the standard inner product: $\langle \mathbf{A}, \mathbf{B} \rangle = \text{tr}(\mathbf{A}^H \mathbf{B})$. As a first step, we consider the case where \mathbf{X} and \mathbf{E} are not necessarily positive semi-definite and (Hermitian) symmetric⁶, and denote the corresponding function as $f_a(\mathbf{Y})$. By substituting the value of \mathbf{Y} and simplifying (46), we obtain

$$f_a(\mathbf{Y}) = \log_e \det(\mathbf{I}_m + \mathbf{A} \mathbf{X} \mathbf{A}^H) + \underbrace{\log_e \det \left(\mathbf{I}_m + \left(\mathbf{I}_m + \mathbf{A} \mathbf{X} \mathbf{A}^H \right)^{-1} \mathbf{A} \mathbf{E} \mathbf{A}^H \right)}_{f_e(\mathbf{E})}. \quad (48)$$

⁶We note that complex-valued positive semi-definite matrices are necessarily Hermitian symmetric.

Now, for small $\|\mathbf{E}\| \ll 1$, $f_e(\mathbf{E})$ can be expanded in terms of the eigenvalues $\lambda_1, \dots, \lambda_m$ of $(\mathbf{I}_m + \mathbf{A}\mathbf{X}\mathbf{A}^H)^{-1} \mathbf{A}\mathbf{E}\mathbf{A}^H$ as follows:

$$f_e(\mathbf{E}) = \sum_{i=1}^m \log_e(1 + \lambda_i) = \sum_{k=1}^{+\infty} \sum_{i=1}^m \frac{(-1)^{k+1}}{k} \lambda_i^k \stackrel{(a)}{=} \text{tr} \left(\mathbf{A}^H (\mathbf{I}_m + \mathbf{A}\mathbf{X})^{-1} \mathbf{A}\mathbf{E} \right) + \mathcal{O}(\|\mathbf{E}\|^2), \quad (49)$$

where (a) holds because for generic matrices \mathbf{X} and \mathbf{Y} , $\text{tr}(\mathbf{X}\mathbf{Y}) = \text{tr}(\mathbf{Y}\mathbf{X})$, and the higher powers of eigenvalues necessarily depend on the corresponding powers of \mathbf{E} . From (49), we conclude that the Fréchet derivative of $f_e(\mathbf{E})$ is given by [38]:

$$\mathcal{D}_{f_e} = \mathbf{A}^H (\mathbf{I}_m + \mathbf{A}\mathbf{X}\mathbf{A}^H)^{-1} \mathbf{A}. \quad (50)$$

Next, based on [39, Cor. 2.6], for Hermitian symmetric positive semi-definite matrices \mathbf{X} , the Fréchet derivative of the corresponding function $f_2(\mathbf{Y})$ is given by $\mathcal{D}_{f_2} = \frac{1}{2} (\mathcal{D}_{f_e} + (\mathcal{D}_{f_e})^H) \stackrel{(a)}{=} \mathcal{D}_{f_e}$, where (a) holds because \mathcal{D}_{f_e} is Hermitian symmetric. Hence, the first-order approximation for $f(\mathbf{Y})$ is given by

$$\log_e \det(\mathbf{I}_m + \mathbf{A}\mathbf{X}\mathbf{A}^H) + \langle \mathcal{D}_{f_2}, \mathbf{E} \rangle = \log_e \det(\mathbf{I}_m + \mathbf{A}\mathbf{X}\mathbf{A}^H) + \text{tr}(\mathcal{D}_{f_2} \mathbf{E}), \quad (51)$$

from which (47) follows. \square

Lastly, (23) and (24) follow directly by applying Lemma 1 to (15) and (16). \square

APPENDIX C: PROOF OF PROPOSITION 3

In order to simplify $\|\Xi_k^\uparrow\|$ and $\|\Xi_k^\downarrow\|$, $k = 1, \dots, K$, we first propose the following lemma.

Lemma 2. *Let $\mathbf{A}, \Delta\mathbf{A} \in \mathbb{C}^{m \times n}$, $m \leq n$, $m, n > 0$, denote matrices with full row rank. Furthermore, let $\Psi, \bar{\Psi} \in \mathbb{C}^{n \times (n-m)}$ denote matrices whose columns are unit-length basis vectors of the null spaces of \mathbf{A} and $\bar{\mathbf{A}} = \mathbf{A} + \Delta\mathbf{A}$, respectively, and let $\Delta\Psi = \bar{\Psi} - \Psi$. Then,*

$$\|\mathbf{A}\bar{\Psi}\| \leq \|\Delta\mathbf{A}\|, \quad (52)$$

$$\min \|\Delta\Psi\| \leq \|\bar{\mathbf{A}}^+\| \|\Delta\mathbf{A}\| - \log(1 - \|\Psi^H (\Delta\mathbf{A})^H (\bar{\mathbf{A}}\bar{\mathbf{A}}^H)^{-1} \Delta\mathbf{A}\Psi\|). \quad (53)$$

Proof. Combining $\mathbf{A}\Psi = \mathbf{0}$ and $\bar{\mathbf{A}}\bar{\Psi} = \mathbf{0}$, we obtain

$$\mathbf{A}\bar{\Psi} = -\Delta\mathbf{A}\bar{\Psi}, \quad (54)$$

from which (52) follows by taking the norm of both sides and utilizing the well-known identities (I.1) $\|\mathbf{M}_1\mathbf{M}_2\| \leq \|\mathbf{M}_1\| \|\mathbf{M}_2\|$ for generic matrices \mathbf{M}_1 and \mathbf{M}_2 , and (I.2) the norm of a

unitary matrix is one. Next, from the standard definition of the Hermitian orthogonal projection, see, e.g., [37], we have

$$\mathbf{I}_n - \bar{\Psi}\bar{\Psi}^H = \bar{\mathbf{A}}^+ \bar{\mathbf{A}}, \quad (55)$$

where $\bar{\mathbf{A}}^+ := \bar{\mathbf{A}}^H (\bar{\mathbf{A}}\bar{\mathbf{A}}^H)^{-1}$. Right multiplying (55) by Ψ and utilizing again that $\mathbf{A}\Psi = \mathbf{0}$, we obtain upon simplification

$$\Delta\Psi = -\bar{\mathbf{A}}^+ \Delta\mathbf{A}\Psi - \bar{\Psi}(\Delta\Psi)^H\Psi, \quad (56)$$

see also [40], [41] for other equivalent formulations. On the other hand, multiplying (55) on the left and right by Ψ^H and Ψ , respectively, and simplifying, we obtain

$$(\Delta\Psi)^H\Psi + \Psi^H\Delta\Psi + \underbrace{\Psi^H\Delta\Psi(\Delta\Psi)^H\Psi}_{:=C} = -\underbrace{\Psi^H(\Delta\mathbf{A})^H(\bar{\mathbf{A}}\bar{\mathbf{A}}^H)^{-1}\Delta\mathbf{A}\Psi}_{:=C}. \quad (57)$$

From (57), a generic expression for $(\Delta\Psi)^H\Psi$ can be obtained as:

$$(\Delta\Psi)^H\Psi = -\mathbf{Z}(\mathbf{I}_{n-m} - C)^{\frac{1}{2}} - \mathbf{I}_{n-m}, \quad (58)$$

where $\mathbf{Z} \in \mathbb{C}^{(n-m) \times (n-m)}$ is an arbitrary matrix⁷ such that $\mathbf{Z}^H\mathbf{Z} = \mathbf{I}_{n-m}$. This degree of freedom is because matrices Ψ and $\bar{\Psi}$ are not unique, and \mathbf{Z} can be carefully chosen to minimize $\|(\Delta\Psi)^H\Psi\|$. However, for our purposes, it is sufficient to choose $\mathbf{Z} = -\mathbf{I}_{n-m}$. Next, for small $\Delta\mathbf{A}$, we have [42]:

$$(\mathbf{I}_{n-m} - C)^{\frac{1}{2}} = \mathbf{I}_{n-m} + \sum_{k=1}^{+\infty} (-1)^k \prod_{l=0}^{k-1} \left(\frac{1}{2} - l\right) C^k. \quad (59)$$

Hence, based on (58) with $\mathbf{Z} = -\mathbf{I}_{n-m}$, we obtain

$$\|(\Delta\Psi)^H\Psi\| \leq \left\| \sum_{k=1}^{+\infty} (-1)^{k+1} \prod_{l=0}^{k-1} \left(\frac{1}{2} - l\right) C^k \right\| \leq \sum_{k=1}^{+\infty} \frac{1}{k} \|C\|^k = -\log(1 - \|C\|). \quad (60)$$

Lastly, taking the norm of both sides of (56), utilizing (I.1) and (I.2) along with the well-known identity (I.3) $\|M_1 + M_2\| \leq \|M_1\| + \|M_2\|$ for generic matrices M_1 and M_2 , and substituting the above result, we obtain (53). The min on the left hand side of (53) is because the bound holds only for appropriately chosen \mathbf{Z} ; e.g., for $\mathbf{Z} = \mathbf{I}_{n-m}$, $\|(\Delta\Psi)^H\Psi\| \approx 2$. \square

The results in (36) and (37) follow by applying Lemma 2 to (34) and (35), and utilizing identities (I.1), (I.2), and (I.3). \square

⁷Note that matrix \mathbf{Z} does not need to be unitary.

REFERENCES

- [1] A. Krishnamoorthy and R. Schober, "Successive null-space precoder design for downlink MU-MIMO with rate splitting and single-stage SIC," *Proc. IEEE Intl. Commun. Conf. (ICC) Wrkshp.*, Jun. 2021.
- [2] W. Saad, M. Bennis, and M. Chen, "A vision of 6G wireless systems: Applications, trends, technologies, and open research problems," *IEEE Network*, vol. 34, no. 3, pp. 134–142, May 2020.
- [3] Z. Ding, X. Lei, G. K. Karagiannidis, R. Schober, J. Yuan, and V. K. Bhargava, "A survey on non-orthogonal multiple access for 5G networks: Research challenges and future trends," *IEEE J. Sel. Areas Commun.*, vol. 35, no. 10, pp. 2181–2195, Oct. 2017.
- [4] A. Krishnamoorthy, Z. Ding, and R. Schober, "Precoder design and statistical power allocation for MIMO-NOMA via user-assisted simultaneous diagonalization," *IEEE Trans. Commun.*, vol. 69, no. 2, pp. 929–945, Nov. 2020.
- [5] B. Makki, K. Chitti, A. Behravan, and M. Alouini, "A survey of NOMA: Current status and open research challenges," *IEEE Open J. Commun. Soc.*, vol. 1, pp. 179–189, Jan. 2020.
- [6] A. Krishnamoorthy and R. Schober, "Uplink and downlink MIMO-NOMA with simultaneous triangularization," *IEEE Trans. Wireless Commun.*, vol. 20, no. 6, pp. 3381–3396, Jan. 2021.
- [7] Y. Mao, B. Clerckx, and V. O. Li, "Rate-splitting multiple access for downlink communication systems: Bridging, generalizing, and outperforming SDMA and NOMA," *EURASIP J. Wireless Commun. and Netw.*, vol. 2018, no. 1, p. 133, May 2018.
- [8] G. Zhou, Y. Mao, and B. Clerckx, "Rate-splitting multiple access for multi-antenna downlink communication systems: Spectral and energy efficiency tradeoff," *arXiv preprint, arXiv:2001.03206*, Jan. 2020.
- [9] O. Dizdar, Y. Mao, W. Han, and B. Clerckx, "Rate-splitting multiple access for downlink multi-antenna communications: Physical layer design and link-level simulations," *Proc. Intl. Symp. on Personal, Indoor and Mobile Radio Commun.*, pp. 1–6, Oct. 2020.
- [10] —, "Rate-splitting multiple access: A new frontier for the PHY layer of 6G," *IEEE 92nd Veh. Techn. Conf. (VTC2020-Fall)*, pp. 1–7, Feb. 2021.
- [11] S. Vishwanath, N. Jindal, and A. Goldsmith, "Duality, achievable rates, and sum-rate capacity of Gaussian MIMO broadcast channels," *IEEE Trans. Inf. Theory*, vol. 49, no. 10, pp. 2658–2668, Oct. 2003.
- [12] E. Piovano, H. Joudeh, and B. Clerckx, "Overloaded multiuser MISO transmission with imperfect CSIT," in *Asilomar Conf. on Signals, Systems and Computers*, Nov. 2016, pp. 34–38.
- [13] H. Joudeh and B. Clerckx, "Rate-splitting for max-min fair multigroup multicast beamforming in overloaded systems," *IEEE Trans. Wireless Commun.*, vol. 16, no. 11, pp. 7276–7289, Aug. 2017.
- [14] C. Kaulich, M. Joham, and W. Utschick, "Rate-splitting for the weighted sum rate maximization under minimum rate constraints in the MIMO BC," in *Proc. IEEE Intl. Commun. Conf. (ICC) Wrkshp.*, Jun. 2021, pp. 1–6.
- [15] H. Joudeh and B. Clerckx, "Sum-rate maximization for linearly precoded downlink multiuser MISO systems with partial CSIT: A rate-splitting approach," *IEEE Trans. Commun.*, vol. 64, no. 11, pp. 4847–4861, Nov. 2016.
- [16] A. Wiesel, Y. C. Eldar, and S. Shamai, "Zero-forcing precoding and generalized inverses," *IEEE Trans. Signal Processing*, vol. 56, no. 9, pp. 4409–4418, Aug. 2008.
- [17] C. Peel, B. Hochwald, and A. Swindlehurst, "A vector-perturbation technique for near-capacity multiantenna multiuser communication-part I: Channel inversion and regularization," *IEEE Trans. Commun.*, vol. 53, no. 1, pp. 195–202, Feb. 2005.
- [18] Q. H. Spencer, A. L. Swindlehurst, and M. Haardt, "Zero-forcing methods for downlink spatial multiplexing in multiuser MIMO channels," *IEEE Trans. Signal Process.*, vol. 52, no. 2, pp. 461–471, Feb. 2004.
- [19] A. R. Flores and R. C. de Lamare, "Linearly precoded rate-splitting techniques with block diagonalization for multiuser MIMO systems," *IEEE Intl. Conf. on Commun. (ICC) Wkshp.*, pp. 1–6, May 2019.

- [20] A. Flores, R. C. de Lamare, and B. Clerckx, "Study of linear precoding and stream combining for rate splitting in MU-MIMO systems," *arXiv preprint, arXiv:2003.03486*, May 2020.
- [21] C. Guthy, W. Utschick, and G. Dietl, "Low-complexity linear zero-forcing for the MIMO broadcast channel," vol. 3, no. 6, pp. 1106–1117, 2009.
- [22] W. Utschick, C. Stöckle, M. Joham, and J. Luo, "Hybrid LISA precoding for multiuser millimeter-wave communications," *IEEE Trans. Wireless Commun.*, vol. 17, no. 2, pp. 752–765, 2018.
- [23] P. Tejera, W. Utschick, G. Bauch, and J. Nosssek, "Subchannel allocation in multiuser multiple-input–multiple-output systems," *IEEE Trans. Inform. Theory*, vol. 52, no. 10, pp. 4721–4733, 2006.
- [24] Y. Mao and B. Clerckx, "Beyond dirty paper coding for multi-antenna broadcast channel with partial CSIT: A rate-splitting approach," *IEEE Trans. Commun.*, vol. 68, no. 11, pp. 6775–6791, Nov. 2020.
- [25] S. Kucherenko and B. Iooss, "Derivative-based global sensitivity measures," *Handbook of Uncertainty Quantification*, pp. 1–24, 2016.
- [26] M. Razaviyayn, "Successive convex approximation: Analysis and applications," Ph.D. dissertation, Univ. of Minnesota, May 2014.
- [27] G. Scutari, D. P. Palomar, and S. Barbarossa, "The MIMO iterative waterfilling algorithm," *IEEE Tran. Sig. Proc.*, vol. 57, no. 5, pp. 1917–1935, Jan. 2009.
- [28] H. Sung, S.-R. Lee, and I. Lee, "Generalized channel inversion methods for multiuser MIMO systems," *IEEE Trans. Commun.*, vol. 57, no. 11, pp. 3489–3499, Nov. 2009.
- [29] X. Wang and G. B. Giannakis, "Resource allocation for wireless multiuser OFDM networks," *IEEE Trans. Inf. Theory*, vol. 57, no. 7, pp. 4359–4372, Jun. 2011.
- [30] S. Boyd and L. Vandenberghe, *Convex Optimization*. Cambridge University Press, 2004.
- [31] G. H. Golub and C. F. Van Loan, *Matrix Computations*. JHU Press, 2012, vol. 3.
- [32] S. J. Wright, *Primal-Dual Interior-Point Methods*. Society for Industrial and Applied Mathematics, 1997.
- [33] S. A. Serrano, "Algorithms for unsymmetric cone optimization and an implementation for problems with the exponential cone," Ph.D. dissertation, Stanford University, 2015.
- [34] A. Krishnamoorthy and D. Menon, "Matrix inversion using Cholesky decomposition," in *IEEE Signal Proc.: Algorithms, Architectures, Arrangements, and Applications (SPA) Conf.*, Sep. 2013, pp. 70–72.
- [35] J. Liu, Y. T. Hou, and H. D. Sherali, "On the maximum weighted sum-rate of MIMO Gaussian broadcast channels," in *IEEE Intl. Conf. on Commun. (ICC)*, May 2008, pp. 3664–3668.
- [36] A. Gamal and Y. Kim, *Network Information Theory*. Cambridge University Press, 2011.
- [37] R. A. Horn and C. R. Johnson, *Matrix Analysis*. Cambridge university press, 2012.
- [38] H. Cartan, J. Moore, D. Husemoller, and K. Maestros, *Differential Calculus on Normed Spaces: A Course in Analysis*. CreateSpace Independent Publishing Platform, 2017.
- [39] S. Srinivasan and N. Panda, "What is the gradient of a scalar function of a symmetric matrix?" *arXiv preprint arXiv:1911.06491*, May 2020.
- [40] A. Edelman, T. A. Arias, and S. T. Smith, "The geometry of algorithms with orthogonality constraints," *SIAM Journal on Matrix Analysis and Applications*, vol. 20, no. 2, pp. 303–353, 1998.
- [41] T. Papadopoulos and M. I. A. Lourakis, "Estimating the Jacobian of the singular value decomposition: Theory and applications," in *Computer Vision - ECCV 2000*. Berlin, Heidelberg: Springer Berlin Heidelberg, Apr. 2000, pp. 554–570.
- [42] H. W. Turnbull, "A matrix form of Taylor's theorem," *Proceedings of the Edinburgh Mathematical Society*, vol. 2, no. 1, p. 33–54, Jan. 1930.