

Paper accepted for presentation in IEEE SPAWC 2021 - 22nd IEEE International Workshop on Signal Processing Advances in Wireless Communications.

© 2021 IEEE. Personal use of this material is permitted. Permission from IEEE must be obtained for all other uses, in any current or future media, including reprinting/republishing this material for advertising or promotional purposes, creating new collective works, for resale or redistribution to servers or lists, or reuse of any copyrighted component of this work in other works.

arXiv:2107.09777v1 [cs.IT] 20 Jul 2021

Conjugate Beamforming with Fractional-Exponent Normalization and Scalable Power Control in Cell-Free Massive MIMO

Giovanni Interdonato and Stefano Buzzi

Dept. of Electrical and Information Engineering, University of Cassino and Southern Latium, Cassino, Italy
{giovanni.interdonato, buzzi}@unicas.it

Abstract—This paper considers a cell-free massive MIMO (CF-mMIMO) system using conjugate beamforming (CB) with fractional-exponent normalization. Assuming independent Rayleigh fading channels, a generalized closed-form expression for the achievable downlink spectral efficiency is derived, which subsumes, as special cases, the spectral efficiency expressions previously reported for plain CB and its variants, i.e. normalized CB and enhanced CB. Downlink power control is also tackled, and a reduced-complexity power allocation strategy is proposed, wherein only one coefficient for access point (AP) is optimized based on the long-term fading realizations. Numerical results unveil the performance of CF-mMIMO with CB and fractional-exponent normalization, and show that the proposed power optimization rule incurs a moderate performance loss with respect to the traditional max-min power control rule, but with lower complexity and much smaller overall power consumption.

Index Terms—Cell-free massive MIMO, conjugate beamforming, power control, spectral efficiency, channel hardening.

I. INTRODUCTION

Cell-free massive MIMO (CF-mMIMO) [1] is a technology based on a network deployment where several low-hardware-complexity access points (APs), connected by fronthaul links to a central processing unit (CPU), serve, in the same frequency band, a much lower number of user equipments (UEs). The time division duplex (TDD) protocol is used to exploit uplink/downlink channel reciprocity, while uplink channel estimates and downlink precoders can be conveniently computed locally at each AP, so as to alleviate the fronthaul burden. Local computation of the beamformers has made very popular the use of conjugate beamforming (CB) in the design and analysis of CF-mMIMO systems, aided by its analytical simplicity. Recently, variants of the conjugate beamformer, i.e. normalized CB (NCB) and enhanced CB (ECB) have been proposed and analyzed in [2], [3]; in particular, results have shown that ECB provides the highest degree of channel hardening, thus maximizing and stabilizing the system performance. Another important aspect of CF-mMIMO systems is the choice of the UE-AP association rule. In the original CF-mMIMO formulation [1], all the UEs in the system were served by all the APs; under optimal minimum-mean-square-error (MMSE) processing this represents the best choice, however, under practical precoding schemes, such approach is no longer optimal; additionally, it is clearly not scalable when the system size grows. To circumvent this problem, a

user-centric association rule has been proposed [4], [5], with each UE being served only by a limited number of APs. The user-centric strategy enables a scalable implementation of a CF-mMIMO system, and permits reducing the complexity of power control allocation rules, at the price of an insignificant performance loss with respect to a full CF-mMIMO system.

This paper considers a CF-mMIMO system and provides two main contributions. First of all, a lower bound to the spectral efficiency of a CF-mMIMO system using CB with fractional-exponent normalization is analytically derived under the assumption of Rayleigh-distributed channel fading and of linear MMSE uplink channel estimation. The new spectral efficiency expression holds for any real-valued exponent and subsumes as special cases the expressions previously found for the case of CB, NCB and ECB. Next, in order to limit the system complexity and increase the system scalability, a reduced complexity power control formulation is provided, where the number of variables to be optimized is equal to the number of active APs. Numerical results will reveal the performance of CB with fractional-exponent normalization and will show that the newly scalable power control rule incurs a moderate loss with respect to standard rules while achieving a much lower value of transmit power.

II. SYSTEM MODEL

We consider a CF-mMIMO system operating in TDD mode, and at sub-6 GHz frequency bands. It consists of M APs, connected through a fronthaul network to a CPU, and equipped with N antennas. The APs are geographically distributed in an area of $D \times D$ squared meters, and coherently serve K single-antenna UEs in the same time-frequency resources.

The conventional block-fading channel model is considered, according to which the time-frequency grid is arranged in coherence blocks wherein the channel is approximately time-invariant and frequency flat. Each coherence block has length $\tau_c = T_c B_c$, where T_c and B_c are the shortest user's coherence time and bandwidth, respectively. Moreover, we assume independent Rayleigh fading channels: letting $\mathbf{g}_{mk} \in \mathbb{C}^N$ be the channel response vector between UE k and AP m , then $\mathbf{g}_{mk} \sim \mathcal{CN}(\mathbf{0}, \beta_{mk} \mathbf{I}_N)$, where β_{mk} is the large-scale channel gain resulting from the path loss and correlated shadowing.

In the following, we briefly review the uplink training phase and the signal model for the downlink data transmission phase.

A. Uplink Training

During the uplink training all the K UEs synchronously send a pre-determined pilot sequence whose length in samples is denoted by τ_p . Specifically, let $\sqrt{\tau_p}\boldsymbol{\varphi}_k \in \mathbb{C}^{\tau_p}$ be the pilot sent by the k -th UE, with $\|\boldsymbol{\varphi}_k\| = 1$. The pilots are drawn by a set of τ_p orthogonal vectors; it may happen that the UEs number K is larger than τ_p , in which case the same pilot can be assigned to more than one UE. Accordingly, the inner product $\boldsymbol{\varphi}_k^T \boldsymbol{\varphi}_j^*$ will be one, if UEs k and j share the same pilot sequence, or, alternatively, zero.

The observable at AP m is thus expressed in matrix form as:

$$\mathbf{Y}_{p,m} = \sqrt{\tau_p \rho_p} \sum_{k=1}^K \mathbf{g}_{mk} \boldsymbol{\varphi}_k^T + \boldsymbol{\Omega}_{p,m} \in \mathbb{C}^{N \times \tau_p}, \quad (1)$$

where ρ_p is the normalized signal-to-noise ratio (SNR) of the uplink pilot symbol, and $\boldsymbol{\Omega}_{p,m}$ is a matrix of additive noise whose elements are i.i.d. $\mathcal{CN}(0, 1)$.

Based on a prior and local knowledge of the $\{\beta_{mk}\}$ coefficients, AP m performs linear MMSE estimation of the k -th UE channel \mathbf{g}_{mk} through the processing

$$\hat{\mathbf{g}}_{mk} = \frac{\sqrt{\tau_p \rho_p} \beta_{mk}}{\underbrace{\tau_p \rho_p \sum_{j=1}^K \beta_{mj} |\boldsymbol{\varphi}_k^H \boldsymbol{\varphi}_j|^2 + 1}_{c_{mk}}} \underbrace{\mathbf{Y}_{p,m} \boldsymbol{\varphi}_k^*}_{\mathbf{y}_{p,mk}}. \quad (2)$$

Note that $\hat{\mathbf{g}}_{mk} \sim \mathcal{CN}(\mathbf{0}, \gamma_{mk} \mathbf{I}_N)$, with $\gamma_{mk} = \sqrt{\tau_p \rho_p} c_{mk} \beta_{mk}$. For any pair of UEs k and j sharing the same pilot, then $\boldsymbol{\varphi}_k^H \boldsymbol{\varphi}_j = 1$ and $\mathbf{y}_{p,mk} = \mathbf{y}_{p,mj}$. In this case, it holds that

$$\hat{\mathbf{g}}_{mk} = \frac{\beta_{mk}}{\beta_{mj}} \hat{\mathbf{g}}_{mj}, \quad \gamma_{mk} = \frac{\beta_{mk}^2}{\beta_{mj}^2} \gamma_{mj}. \quad (3)$$

The channel estimation error is $\tilde{\mathbf{g}}_{mk} = \mathbf{g}_{mk} - \hat{\mathbf{g}}_{mk}$, distributed as $\tilde{\mathbf{g}}_{mk} \sim \mathcal{CN}(\mathbf{0}, (\beta_{mk} - \gamma_{mk}) \mathbf{I}_N)$, and independent of $\hat{\mathbf{g}}_{mk}$.

B. User-Centric Downlink Data Transmission

In order to make the system scalable, each UE is served by a limited number of APs and not by all the APs in the system, i.e. a user-centric AP-UE association is performed [4]. User-centric clusters can be formed in several ways, and we adopt a simple criterion according to which the generic k -th UE is served by a pre-fixed number of APs, i.e. the ones with the largest large-scale channel gain towards UE k . We denote by \mathcal{M}_k the set of APs serving user k . Similarly, \mathcal{K}_m is used to denote the set of UEs served by AP m .

Let $\mathbf{w}_{mk} \in \mathbb{C}^N$ be the precoding vector used by AP m in the service of UE k , then the precoded data symbol sent to the desired UEs is given by

$$\mathbf{x}_m = \sqrt{\rho_d} \sum_{k \in \mathcal{K}_m} \sqrt{\eta_{mk}} \mathbf{w}_{mk} q_k, \quad (4)$$

where q_k is the uncorrelated data symbol intended for UE k , with $\mathbb{E}\{|q_k|^2\} = 1$. The maximum downlink normalized SNR is denoted by ρ_d , and $\{\eta_{mk}\}$ are power control coefficients satisfying the per-AP power constraint

$$\mathbb{E}\{\|\mathbf{x}_m\|^2\} \leq \rho_d, \quad m = 1, \dots, M. \quad (5)$$

The received signal at UE k resulting from the joint coherent transmission of the M APs is thus given by

$$r_k = \sqrt{\rho_d} \sum_{j=1}^K \sum_{m \in \mathcal{M}_j} \sqrt{\eta_{mj}} \mathbf{g}_{mk}^T \mathbf{w}_{mj} q_j + \omega_k, \quad (6)$$

where $\omega_k \sim \mathcal{CN}(0, 1)$ is additive noise.

III. CONJUGATE BEAMFORMING WITH FRACTIONAL-EXPONENT NORMALIZATION

The need to confine to the AP the beamformer computation, in order to alleviate the fronthaul burden, as well as their convenient mathematical tractability, has made CB schemes extremely popular for CF-mMIMO. Classical CB, studied in [5], is obtained by setting $\mathbf{w}_{mk} = \hat{\mathbf{g}}_{mk}^*$. CB poorly contributes to make the effective downlink channel gain nearly deterministic as demonstrated in [6]; to circumvent this problem, normalized CB (NCB), consisting in setting $\mathbf{w}_{mk} = \hat{\mathbf{g}}_{mk}^* / \|\hat{\mathbf{g}}_{mk}\|$, and enhanced normalized CB (ECB), which corresponds to $\mathbf{w}_{mk} = \hat{\mathbf{g}}_{mk}^* / \|\hat{\mathbf{g}}_{mk}\|^2$ were proposed and analyzed in [2] and in [3], respectively.¹ In this paper, we consider a general CB with fractional-exponent normalization, i.e. we let

$$\mathbf{w}_{mk} = \frac{\hat{\mathbf{g}}_{mk}^*}{\|\hat{\mathbf{g}}_{mk}\|^{\alpha+1}}, \quad (7)$$

with α , the *channel inversion rate*, an arbitrary real-valued parameter. Clearly, the conventional CB, NCB and ECB are special cases of the proposed CB scheme, obtained for $\alpha = -1, 0, 1$, respectively.

Let us now concentrate on the analysis of the proposed CB scheme with fractional-exponent normalization. By inserting (7) into (4) and working out the expectation in (5), it results that the power control coefficients $\{\eta_{mk}\}$ must satisfy the per-AP power constraint

$$\frac{\Gamma(N - \alpha)}{\Gamma(N)} \sum_{k \in \mathcal{K}_m} \frac{\eta_{mk}}{\gamma_{mk}^\alpha} \leq 1, \quad m = 1, \dots, M, \quad (8)$$

where $\Gamma(\cdot)$ is the *Gamma* function. (See proof in Appendix A.)

Under the assumption of Rayleigh fading, a lower bound to the achievable SE can be found by using the popular *hardening* lower bound [8], by treating all the interference and noise contributions in (6) as uncorrelated effective noise:

$$\text{SE}_k = \bar{\xi} \log_2 \left(1 + \frac{|\text{DS}_k|^2}{\mathbb{E}\{|\text{BU}_k|^2\} + \sum_{j \neq k}^K \mathbb{E}\{|\text{UI}_{kj}|^2\} + 1} \right), \quad (9)$$

where the pre-log factor $\bar{\xi} = \xi(1 - \tau_p/\tau_c)$, with $0 < \xi < 1$, accounts for the share of the coherence block reserved to the downlink and for the pilot overhead. Moreover, we have

$$\text{DS}_k = \sum_{m \in \mathcal{M}_k} \sqrt{\rho_d \eta_{mk}} \mathbb{E}\{\mathbf{g}_{mk}^T \mathbf{w}_{mk}\}, \quad (10)$$

$$\text{BU}_k = \sum_{m \in \mathcal{M}_k} \sqrt{\rho_d \eta_{mk}} (\mathbf{g}_{mk}^T \mathbf{w}_{mk} - \mathbb{E}\{\mathbf{g}_{mk}^T \mathbf{w}_{mk}\}), \quad (11)$$

$$\text{UI}_{kj} = \sum_{m \in \mathcal{M}_j} \sqrt{\rho_d \eta_{mj}} \mathbf{g}_{mk}^T \mathbf{w}_{mj}, \quad (12)$$

¹The modified CB in [7] requires instead CSI exchange among the APs.

where, DS_k is the signal desired by UE k , BU_k (beamforming gain uncertainty) is a self-interference contribution due to the UE's lack of CSI, and UI_{kj} represents the inter-user interference.

Computing all the expectations in (9), an achievable downlink SE in closed form is given by $SE_k = \bar{\xi} \log_2(1 + \text{SINR}_k)$, where the effective signal-to-interference-plus-noise ratio (SINR) is equal to

$$\text{SINR}_k = \frac{\left(\sum_{m \in \mathcal{M}_k} \sqrt{\rho_{mk}} \bar{a}_{mk} \right)^2}{\sum_{j=1}^K \sum_{m \in \mathcal{M}_j} \rho_{mj} b_{mkj} + \sum_{j \neq k}^K \left(\sum_{m \in \mathcal{M}_j} \sqrt{\rho_{mj}} \bar{a}_{mkj} \right)^2 + 1}, \quad (13)$$

with $\rho_{mk} = \rho_d \eta_{mk}$, and

$$\begin{cases} a_{mkj} = \frac{\Gamma(N - \frac{\alpha-1}{2})}{\Gamma(N)} \frac{\gamma_{mk}^{1/2}}{\gamma_{mj}^{\alpha/2}} |\boldsymbol{\varphi}_k^H \boldsymbol{\varphi}_j|, \\ b_{mkj} = \frac{\Gamma(N - \alpha)}{\Gamma(N)} (N - \alpha - 1) \frac{\gamma_{mk}}{\gamma_{mj}^\alpha} |\boldsymbol{\varphi}_k^H \boldsymbol{\varphi}_j|^2 - a_{mkj}^2 \\ \quad + \frac{\Gamma(N - \alpha)}{\Gamma(N)} \frac{\beta_{mk}}{\gamma_{mj}^\alpha}. \end{cases}$$

Proof: See Appendix B. ■

IV. SCALABLE POWER CONTROL

As it can be seen by inspecting (4), power control may be carried out on two different time scales. A fast power control is performed at the small-scale fading time scale by fine-tuning the fractional-exponent α in the precoding vectors. This fast power control is fully distributed and solely function of local CSI.² A slow power control strategy is then performed at the large-scale fading time scale; such strategy has been usually defined by the power control coefficients $\{\eta_{mk}\}$, which are optimized based on the SINR expression (13), which does not depend on small-scale fast fading coefficients. Clearly, the optimization with respect to the coefficients $\{\eta_{mk}\}$ requires solving an optimization problem with a number of parameters equal to MK , in the full cell-free case where all the APs serve all the UEs [1], or equal to $\sum_{m=1}^M |\mathcal{K}_m| = \sum_{k=1}^K |\mathcal{M}_k| \ll MK$, in the user-centric approach.

In this paper, we also consider a simplified power optimization rule wherein we let $\eta_{mk} = \eta_m, \forall k \in \mathcal{K}_m$, i.e. we optimize only one parameter per active AP. Clearly, we are making here a suboptimal choice in order to obtain a simpler and more scalable system.

A. Max-Min Fairness Power Control

Max-min fairness (MMF) power control maximizes the minimum SE across active UEs. Formally, the problem is formulated as

$$\max_{\{\eta_{mk} \geq 0\}} \min_k \text{SINR}_k, \quad \text{s.t. } \mathbb{E} \left\{ \|\mathbf{x}_m\|^2 \right\} \leq \rho_d, \quad \forall m, \quad (14)$$

²The power control in [9] occurs on the slow fading time scale, requires CSI exchange among the APs and the fine-tuning of two fractional exponents.

which can be rewritten in *epigraph form* as

$$\text{maximize } \nu \quad (15a)$$

$$\text{s.t. } \|\mathbf{s}_k\| \leq \mathbf{a}_{kk}^T \mathbf{u}_k, \quad \forall k, \quad (15b)$$

$$\|\hat{\boldsymbol{\gamma}}_m \circ \bar{\mathbf{u}}_m\| \leq \sqrt{\rho_d \frac{\Gamma(N)}{\Gamma(N - \alpha)}}, \quad \forall m, \quad (15c)$$

where ν is a new variable representing the minimum target SINR, the operator \circ denotes the Hadamard product, and:

- $\mathbf{a}_{kj} = [\bar{a}_{\mathcal{M}_j(1)kj}, \dots, \bar{a}_{\mathcal{M}_j(|\mathcal{M}_j|)kj}]^T$;
- $\mathbf{u}_k = \sqrt{\rho_d} [\sqrt{\eta_{\mathcal{M}_k(1)k}}, \dots, \sqrt{\eta_{\mathcal{M}_k(|\mathcal{M}_k|)k}}]^T$;
- $\bar{\mathbf{u}}_m = \sqrt{\rho_d} [\sqrt{\eta_{m\mathcal{K}_m(1)}}, \dots, \sqrt{\eta_{m\mathcal{K}_m(|\mathcal{K}_m|)}}, \dots]^T$;
- $\hat{\boldsymbol{\gamma}}_m = [\gamma_{m\mathcal{K}_m(1)}^{-\alpha/2}, \dots, \gamma_{m\mathcal{K}_m(|\mathcal{K}_m|)}^{-\alpha/2}]$;
- $\mathbf{s}_k = \sqrt{\nu} \cdot [\mathbf{v}_k^T \mathbf{I}_{-k}, \|\mathbf{b}_{k1} \circ \mathbf{u}_1\|, \dots, \|\mathbf{b}_{kK} \circ \mathbf{u}_K\|, 1]^T$;
- $\mathbf{v}_k \triangleq [\mathbf{a}_{k1}^T \mathbf{u}_1, \dots, \mathbf{a}_{kK}^T \mathbf{u}_K]^T$;
- \mathbf{I}_{-k} is a $K \times (K - 1)$ matrix obtained from \mathbf{I}_k with the k th column removed;
- $\mathbf{b}_{kj} = [\sqrt{b_{\mathcal{M}_j(1)kj}}, \dots, \sqrt{b_{\mathcal{M}_j(|\mathcal{M}_j|)kj}}]^T$. Note that the elements of this vector are strictly positive if $N > \alpha$.

Importantly, this problem formulation keeps the same structure of the formulations described in [1], and [3], which are however special cases obtained for certain values of α . Problem (15) admits global optimal solutions that can be computed by solving a sequence of second-order cone programs [1], [3].

The case in which only one power coefficient per active AP is to be optimized, which we denote by MMF-U (uniform), can be simply obtained by specializing (15) with $\eta_{mk} = \eta_m, \forall k \in \mathcal{K}_m$. In this case, however, note that the per-AP power constraint in (15c) is replaced by

$$\eta_m \leq \frac{\Gamma(N)}{\Gamma(N - \alpha)} \frac{1}{\sum_{j \in \mathcal{K}_m} \gamma_{mj}^{-\alpha}}, \quad \forall m, \quad (16)$$

which is intended for all the UEs k such that $m \in \mathcal{M}_k$.

B. Maximal-Ratio Power Control

As an alternative to the centralized MMF power control, we may consider the *maximal-ratio* (MR) power control [1], which consists in setting the power control coefficients as

$$\eta_{mk} = \frac{\Gamma(N)}{\Gamma(N - \alpha)} \frac{\gamma_{mk}^{\alpha+1}}{\sum_{j \in \mathcal{K}_m} \gamma_{mj}}. \quad (17)$$

This heuristic power control strategy has been proved to be effective in cell-free massive MIMO, other than being fully scalable and computationally simple. The variant of this power control rule with one coefficient per AP, i.e. MR-U, is attained by imposing (16) with equality.

V. SIMULATION RESULTS

We provide here some results obtained by averaging several snapshots of the network, i.e., many random realizations of AP and UE locations. Each snapshot determines a set of large-scale fading coefficients $\{\beta_{mk}\}$ capturing pathloss and shadow

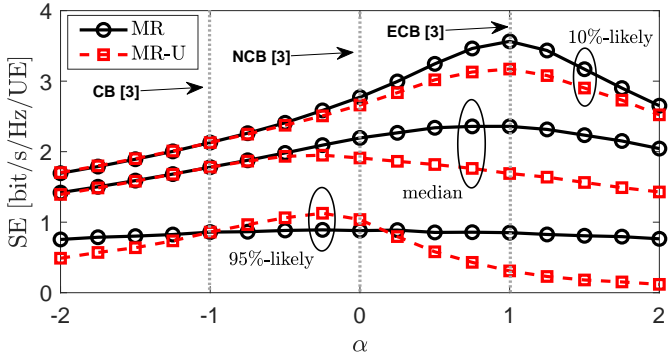


Fig. 1. Achievable SE per UE, for different percentiles, as the channel inversion rate α varies. Here, $M = 200$, $N = 8$, $K = 40$ and maximal-ratio (MR) power control is applied. MR and MR-U coincide when $\alpha = -1$.

fading defined as $\beta_{mk} = \text{PL}_{mk} \cdot 10^{\sigma_{\text{sh}} q_{mk}/10}$, where PL_{mk} follows the 3GPP Urban Microcell pathloss model [3], and σ_{sh} is the standard deviation of the correlated log-normal shadow fading, $q_{mk} \sim \mathcal{N}(0, 1)$. Unless otherwise stated, we use the same simulation settings as in [3], and: $D = 500$ m, $\sigma_{\text{sh}} = 4$ dB, $\xi = 0.5$, $|\mathcal{M}_k| = 5 \forall k$, $\tau_p = K/2$, and $\tau_c = 200$ samples resulting from a coherence bandwidth of 200 kHz and a coherence time of 1 ms. The maximum transmit power per AP and per UE is 200 mW and 100 mW, respectively, while the noise power is -92 dBm. Hence, $\rho_d = 115$ dB and $\rho_p = 112$ dB.

First of all, we compare in Fig. 1 the performance of MR and MR-U power control rules, versus the channel inversion rate α , focusing on the 95%-likely, 50%-likely, and 10%-likely SE values. Results show that for the worst UEs the optimal value of α is slightly smaller than 0, whereas for the best UEs it is better to have $\alpha = 1$, i.e. the ECB. Next, Figs. 2 and 3 are devoted to the comparison of the MR, MMF and MMF-U rules, for several values of α , and in terms of average minimum SE and average transmit powers, respectively. Inspecting the figures, it can be seen that the scalable power control rule MMF-U attains a performance in between that of MR and of MMF, while achieving significant savings in terms of transmitted power per active AP.

VI. CONCLUSION

With regard to a CF-mMIMO system, this paper has provided two main contributions. First of all, a closed form expression of the SE for CB with fractional-exponent normalization has been proposed, subsuming previously derived SE expressions for other types of conjugate beamformers, and unveiling the system performance for arbitrary values of the normalization exponent. Next, a simplified power control rule has been proposed, that has been shown to be a good compromise, in terms of scalability, complexity and performance, between local rules and centralized optimized rules, while achieving significant savings in terms of transmit power.

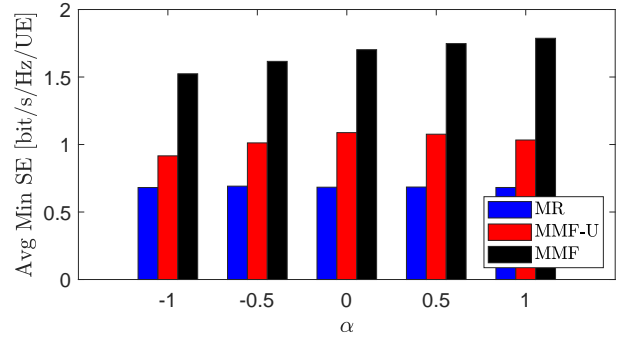


Fig. 2. Average minimum SE per UE for different values of α . Here, $M = 100$, $N = 8$, $K = 20$.

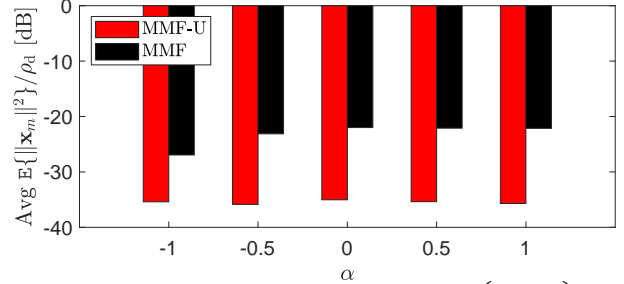


Fig. 3. Average normalized transmit power per AP, $E\{\|\mathbf{x}_m\|^2\}/\rho_d$, for different values of α . Here, $M = 100$, $N = 8$, $K = 20$.

ACKNOWLEDGEMENT

This paper has been supported by the MIUR-funded PRIN 2017 Project LiquidEDGE.

APPENDIX

A. Proof of (8)

The transmit power of the downlink data signal is given by

$$E\{\|\mathbf{x}_m\|^2\} = \rho_d \sum_{k=1}^K \eta_{mk} E\left\{\frac{1}{\|\hat{\mathbf{g}}_{mk}\|^{2\alpha}}\right\}, \quad m = 1, \dots, M. \quad (18)$$

In order to obtain (8), we first need to calculate the expectation in (18) in closed form. Since $\hat{\mathbf{g}}_{mk} \sim \mathcal{CN}(\mathbf{0}, \gamma_{mk} \mathbf{I}_N)$, then $\|\hat{\mathbf{g}}_{mk}\|^2 = \frac{\gamma_{mk}}{2} \|\mathbf{z}\|^2$ where $\mathbf{z} \sim \mathcal{N}(\mathbf{0}, \mathbf{I}_{2N})$, and $\|\mathbf{z}\|^2 \sim \chi_{2N}^2$, i.e., follows a central *chi*-square distribution with $2N$ degrees of freedom, and probability density function (pdf)

$$f_{\|\mathbf{z}\|^2}(x) = \frac{x^{N-1} e^{-x/2}}{2^N \Gamma(N)} u(x), \quad (19)$$

where $u(x)$ is the *unit-step* function, and $\Gamma(\cdot)$ is the *Gamma* function. Since it holds that $f_{cX}(x) = \frac{1}{c} f_X\left(\frac{x}{c}\right)$, we have

$$f_{\|\hat{\mathbf{g}}_{mk}\|^2}(x) = \frac{x^{N-1} e^{-x/\gamma_{mk}}}{\gamma_{mk}^N \Gamma(N)} u(x). \quad (20)$$

By using the *Law of the unconscious statistician* then

$$E\left\{\frac{1}{\left(\|\hat{\mathbf{g}}_{mk}\|^2\right)^\alpha}\right\} = \int_0^\infty \frac{1}{x^\alpha} \frac{x^{N-1} e^{-x/\gamma_{mk}}}{\gamma_{mk}^N \Gamma(N)} dx = \frac{\Gamma(N-\alpha)}{\gamma_{mk}^\alpha \Gamma(N)}. \quad (21)$$

By inserting (21) into (18), and applying the power constraint in (5), we obtain (8).

B. Proof of (13)

Let $\mathbf{g}_{mk} = \hat{\mathbf{g}}_{mk} + \tilde{\mathbf{g}}_{mk} \in \mathbb{C}^N$ and $\hat{\mathbf{g}}_{mk}$ be independent of $\tilde{\mathbf{g}}_{mk}$. Moreover, $\mathbf{g}_{mk} \sim \mathcal{CN}(\mathbf{0}, \beta_{mk} \mathbf{I}_N)$, $\hat{\mathbf{g}}_{mk} \sim \mathcal{CN}(\mathbf{0}, \gamma_{mk} \mathbf{I}_N)$ and $\tilde{\mathbf{g}}_{mk} \sim \mathcal{CN}(\mathbf{0}, (\beta_{mk} - \gamma_{mk}) \mathbf{I}_N)$. It holds that,

$$\begin{aligned} \mathbb{E} \left\{ \frac{\mathbf{g}_{mk}^T \hat{\mathbf{g}}_{mk}^*}{\|\hat{\mathbf{g}}_{mk}\|^{\alpha+1}} \right\} &= \mathbb{E} \left\{ \mathbb{E} \left\{ \frac{\hat{\mathbf{g}}_{mk}^T \hat{\mathbf{g}}_{mk}^*}{\|\hat{\mathbf{g}}_{mk}\|^{\alpha+1}} + \frac{\tilde{\mathbf{g}}_{mk}^T \hat{\mathbf{g}}_{mk}^*}{\|\hat{\mathbf{g}}_{mk}\|^{\alpha+1}} \middle| \hat{\mathbf{g}}_{mk} \right\} \right\} \\ &= \mathbb{E} \left\{ \left(\|\hat{\mathbf{g}}_{mk}\|^2 \right)^{-\frac{\alpha-1}{2}} \right\} = \frac{\Gamma(N - \frac{\alpha-1}{2})}{\Gamma(N)} \gamma_{mk}^{-\frac{\alpha-1}{2}}, \quad (22) \end{aligned}$$

which is obtained by using the same methodology as in (21). Moreover,

$$\begin{aligned} \mathbb{E} \left\{ \frac{|\mathbf{g}_{mk}^T \hat{\mathbf{g}}_{mk}^*|^2}{\|\hat{\mathbf{g}}_{mk}\|^{2\alpha+2}} \right\} &= \mathbb{E} \left\{ \frac{|(\hat{\mathbf{g}}_{mk} + \tilde{\mathbf{g}}_{mk})^T \hat{\mathbf{g}}_{mk}^*|^2}{\|\hat{\mathbf{g}}_{mk}\|^{2\alpha+2}} \right\} \\ &= \mathbb{E} \left\{ \left(\|\hat{\mathbf{g}}_{mk}\|^2 \right)^{1-\alpha} \right\} + \mathbb{E} \left\{ \frac{|\tilde{\mathbf{g}}_{mk}^T \hat{\mathbf{g}}_{mk}^*|^2}{\|\hat{\mathbf{g}}_{mk}\|^{2\alpha+2}} \right\} \\ &= \frac{\Gamma(N - \alpha + 1)}{\Gamma(N)} \gamma_{mk}^{1-\alpha} + \mathbb{E} \left\{ \frac{\hat{\mathbf{g}}_{mk}^T \mathbb{E} \left\{ \tilde{\mathbf{g}}_{mk}^* \tilde{\mathbf{g}}_{mk}^T \right\} \hat{\mathbf{g}}_{mk}^*}{\|\hat{\mathbf{g}}_{mk}\|^{2\alpha+2}} \right\} \\ &= \frac{\Gamma(N - \alpha + 1)}{\Gamma(N)} \gamma_{mk}^{1-\alpha} + (\beta_{mk} - \gamma_{mk}) \mathbb{E} \left\{ \|\hat{\mathbf{g}}_{mk}\|^{-2\alpha} \right\}, \\ &= \frac{\Gamma(N - \alpha)}{\Gamma(N)} \gamma_{mk}^{1-\alpha} \left(\frac{\beta_{mk}}{\gamma_{mk}} - 1 + N - \alpha \right), \quad (23) \end{aligned}$$

where in the last step we used the identity $\Gamma(N - \alpha + 1) = (N - \alpha)\Gamma(N - \alpha)$ and (21). Consider two different UEs identified by the indices k and j , $j \neq k$. It holds that,

$$\begin{aligned} \mathbb{E} \left\{ \frac{|\mathbf{g}_{mk}^T \hat{\mathbf{g}}_{mj}^*|^2}{\|\hat{\mathbf{g}}_{mj}\|^{2\alpha+2}} \right\} &= \begin{cases} \frac{\beta_{mk}^{2\alpha}}{\beta_{mj}^{2\alpha}} \mathbb{E} \left\{ \frac{|\mathbf{g}_{mk}^T \hat{\mathbf{g}}_{mk}^*|^2}{\|\hat{\mathbf{g}}_{mk}\|^{2\alpha+2}} \right\}, & \text{if } \varphi_k = \varphi_j, \\ \beta_{mk} \mathbb{E} \left\{ \|\hat{\mathbf{g}}_{mk}\|^{-2\alpha} \right\}, & \text{otherwise,} \end{cases} \\ &= \begin{cases} \frac{\Gamma(N - \alpha)}{\Gamma(N)} \left[\frac{\gamma_{mk}}{\gamma_{mj}} (N - 1 - \alpha) + \frac{\beta_{mk}}{\gamma_{mj}^\alpha} \right], & \text{if } \varphi_k = \varphi_j, \\ \frac{\beta_{mk}}{\gamma_{mj}^\alpha} \frac{\Gamma(N - \alpha)}{\Gamma(N)}, & \text{otherwise.} \end{cases} \quad (24) \end{aligned}$$

$$\mathbb{E} \left\{ \frac{\mathbf{g}_{mk}^T \hat{\mathbf{g}}_{mj}^*}{\|\hat{\mathbf{g}}_{mj}\|^{\alpha+1}} \right\} = \begin{cases} \frac{\gamma_{mk}^{1/2}}{\gamma_{mj}^{\alpha/2}} \frac{\Gamma(N - \frac{\alpha-1}{2})}{\Gamma(N)}, & \text{if } \varphi_k = \varphi_j, \\ 0, & \text{otherwise.} \end{cases} \quad (25)$$

In these equalities, if $\varphi_k \neq \varphi_j$ we exploit that \mathbf{g}_{mk} is independent of $\hat{\mathbf{g}}_{mj}$, else if $\varphi_k = \varphi_j$ we exploit the identities (3). By using the above results, and setting $\rho_{mk} = \rho_{\alpha} \eta_{mk}$, we can compute in closed form

$$DS_k = \frac{\Gamma(N - \frac{\alpha-1}{2})}{\Gamma(N)} \sum_{m \in \mathcal{M}_k} \sqrt{\rho_{mk}} \gamma_{mk}^{-\frac{\alpha-1}{2}}, \quad (26)$$

$$\mathbb{E}\{|\text{BU}_k|^2\}$$

$$\begin{aligned} &= \sum_{m \in \mathcal{M}_k} \rho_{mk} \left(\mathbb{E} \left\{ \frac{|\mathbf{g}_{mk}^T \hat{\mathbf{g}}_{mk}^*|^2}{\|\hat{\mathbf{g}}_{mk}\|^{2\alpha+2}} \right\} - \left| \mathbb{E} \left\{ \frac{\mathbf{g}_{mk}^T \hat{\mathbf{g}}_{mk}^*}{\|\hat{\mathbf{g}}_{mk}\|^{\alpha+1}} \right\} \right|^2 \right) \\ &= \frac{\Gamma(N - \alpha)}{\Gamma(N)} \sum_{m \in \mathcal{M}_k} \rho_{mk} \frac{\beta_{mk}}{\gamma_{mk}^\alpha} - \frac{\Gamma^2(N - \frac{\alpha-1}{2})}{\Gamma^2(N)} \sum_{m \in \mathcal{M}_k} \rho_{mk} \gamma_{mk}^{1-\alpha} \\ &\quad + \frac{\Gamma(N - \alpha)}{\Gamma(N)} (N - \alpha - 1) \sum_{m \in \mathcal{M}_k} \rho_{mk} \gamma_{mk}^{1-\alpha}, \quad (27) \end{aligned}$$

$$\mathbb{E}\{|\text{UI}_{kj}|^2\}$$

$$\begin{aligned} &= \sum_{m \in \mathcal{M}_j} \rho_{mj} \mathbb{E} \left\{ \frac{|\mathbf{g}_{mk}^T \hat{\mathbf{g}}_{mj}^*|^2}{\|\hat{\mathbf{g}}_{mj}\|^{2\alpha+2}} \right\} \\ &\quad + \sum_{m \in \mathcal{M}_j} \sum_{\substack{n \in \mathcal{M}_j \\ n \neq m}} \sqrt{\rho_{mj} \rho_{nj}} \mathbb{E} \left\{ \frac{\mathbf{g}_{mk}^T \hat{\mathbf{g}}_{mj}^* (\mathbf{g}_{nk}^T \hat{\mathbf{g}}_{nj}^*)^*}{\|\hat{\mathbf{g}}_{mj}\|^{\alpha+1} \|\hat{\mathbf{g}}_{nj}\|^{\alpha+1}} \right\} \\ &= \frac{\Gamma(N - \alpha)}{\Gamma(N)} \sum_{m \in \mathcal{M}_j} \rho_{mj} \left[\frac{\beta_{mk}}{\gamma_{mj}^\alpha} + |\varphi_k^H \varphi_j|^2 \frac{\gamma_{mk}}{\gamma_{mj}^\alpha} (N - 1 - \alpha) \right] \\ &\quad + |\varphi_k^H \varphi_j|^2 \frac{\Gamma^2(N - \frac{\alpha-1}{2})}{\Gamma^2(N)} \sum_{m \in \mathcal{M}_j} \sum_{\substack{n \in \mathcal{M}_j \\ n \neq m}} \sqrt{\rho_{mj} \rho_{nj}} \frac{\gamma_{mk}^{1/2} \gamma_{nk}^{1/2}}{\gamma_{mj}^{\alpha/2} \gamma_{nj}^{\alpha/2}} \\ &= \frac{\Gamma(N - \alpha)}{\Gamma(N)} \sum_{m \in \mathcal{M}_j} \rho_{mj} \frac{\beta_{mk}}{\gamma_{mj}^\alpha} + |\varphi_k^H \varphi_j|^2 \sum_{m \in \mathcal{M}_j} \rho_{mj} \frac{\gamma_{mk}}{\gamma_{mj}^\alpha} \\ &\quad \times \left[\frac{\Gamma(N - \alpha)}{\Gamma(N)} (N - 1 - \alpha) - \frac{\Gamma^2(N - \frac{\alpha-1}{2})}{\Gamma^2(N)} \right] \\ &\quad + |\varphi_k^H \varphi_j|^2 \frac{\Gamma^2(N - \frac{\alpha-1}{2})}{\Gamma^2(N)} \left(\sum_{m \in \mathcal{M}_j} \sqrt{\rho_{mj}} \frac{\gamma_{mk}^{1/2}}{\gamma_{mj}^{\alpha/2}} \right)^2. \quad (28) \end{aligned}$$

By inserting the results in (26)–(28) into the SINR expression of (9) we obtain (13).

REFERENCES

- [1] H. Q. Ngo, A. Ashikhmin, H. Yang, E. G. Larsson, and T. L. Marzetta, "Cell-free massive MIMO versus small cells," *IEEE Trans. Wireless Commun.*, vol. 16, no. 3, pp. 1834–1850, Mar. 2017.
- [2] A. A. Polegre, F. Riera-Palou, G. Femenias, and A. G. Armada, "New insights on channel hardening in cell-free massive MIMO networks," in *Proc. IEEE Int. Conf. on Commun. Workshops (ICC Wkshps)*, Jun. 2020.
- [3] G. Interdonato, H. Q. Ngo, and E. G. Larsson, "Enhanced normalized conjugate beamforming for cell-free massive MIMO," *IEEE Trans. Commun.*, pp. 1–1, 2021, early access.
- [4] S. Buzzi, C. D'Andrea, A. Zappone, and C. D'Elia, "User-centric 5G cellular networks: Resource allocation and comparison with the cell-free massive MIMO approach," *IEEE Trans. Wireless Commun.*, vol. 19, no. 2, pp. 1250–1264, Feb. 2020.
- [5] H. Q. Ngo, L. N. Tran, T. Q. Duong, M. Matthaiou, and E. G. Larsson, "On the total energy efficiency of cell-free massive MIMO," *IEEE Trans. Green Commun. and Netw.*, vol. 2, no. 1, pp. 25–39, Mar. 2018.
- [6] Z. Chen and E. Björnson, "Channel hardening and favorable propagation in cell-free massive MIMO with stochastic geometry," *IEEE Trans. Commun.*, vol. 66, no. 11, pp. 5205–5219, Nov. 2018.
- [7] M. Attarifar, A. Abbasfar, and A. Lozano, "Modified conjugate beamforming for cell-free massive MIMO," *IEEE Wireless Commun. Lett.*, vol. 8, no. 2, pp. 616–619, Apr. 2019.
- [8] E. Björnson, J. Hoydis, and L. Sanguinetti, "Massive MIMO networks: Spectral, energy, and hardware efficiency," *Foundations and Trends® in Signal Processing*, vol. 11, no. 3-4, pp. 154–655, 2017.
- [9] R. Nikbakht, R. Mosayebi, and A. Lozano, "Uplink fractional power control and downlink power allocation for cell-free networks," *IEEE Wireless Commun. Lett.*, vol. 9, no. 6, pp. 774–777, Jun. 2020.