

# Introducing an Abusive Language Classification Framework for Telegram to Investigate the German Hater Community

Maximilian Wich<sup>1</sup>, Adrian Gorniak<sup>1</sup>, Tobias Eder<sup>1</sup>,  
Daniel Bartmann<sup>1</sup>, Burak Enes Çakici<sup>1</sup>, Georg Groh<sup>1</sup>

<sup>1</sup> Technical University of Munich, Germany

{maximilian.wich, adrian.gorniak, burak-enes.cakc}@tum.de  
{tobias.eder, daniel.bartmann, grohg}@in.tum.de

## Abstract

Since traditional social media platforms ban more and more actors that distribute hate speech or other forms of abusive language (deplatforming), these actors migrate to alternative platforms that do not moderate the users' content. One known platform that is relevant for the German hater community is Telegram, for which there have only been made limited research efforts so far.

The goal of this study is to develop a broad framework that consists of (i) an abusive language classification model for German Telegram messages and (ii) a classification model for the hatefulness of Telegram channels. For the first part, we employ existing abusive language datasets containing posts from other platforms to build our classification models. For the channel classification model, we develop a method that combines channel specific content information coming from a topic model with a social graph to predict the hatefulness of channels. Furthermore, we complement these two approaches for hate speech detection with insightful results on the evolution of the hater community on Telegram in Germany. Moreover, we propose methods to the hate speech research community for scalable network analyses for social media platforms. As an additional output of the study, we release an annotated abusive language dataset containing 1,149 annotated Telegram messages.

## Introduction

Hate speech and other forms of abusive language are a severe challenge that social media platforms, such as Facebook, Twitter, and YouTube, are facing nowadays (Duggan 2017). It is not only a problem that is limited to the online world. Studies showed that online hate correlates with physical crimes in the real world (Müller and Schwarz 2021; Williams et al. 2020), making the phenomenon a societal challenge for all of us.

To enforce a faster reaction to harmful content on social media platforms, Germany passed a set of laws (Network Enforcement Act) to force social media companies to take action against hate speech on these platforms (Rafael 2019; Echikson and Knodt 2018). These actions range from deleting single posts that contain hateful content to banning actors from the platform, which is called deplatforming (Fielitz and Schwarz 2020). While deplatforming helps to limit the reach of these hate actors (Fielitz and Schwarz 2020), it often makes them migrate to less or non-regulated platforms

and continue their hateful communication (Rogers 2020; Fielitz and Schwarz 2020; Urman and Katz 2020). One of these alternative social media platforms is Telegram (Rogers 2020; Fielitz and Schwarz 2020; Urman and Katz 2020). In Germany, Telegram became the focal point for right-wing extremists, conspiracy theorists, and Covid-19 deniers (Fielitz and Schwarz 2020; Urman and Katz 2020; Eckert, Leipertz, and Schmidt 2021). Along with this rapid increase in popularity and usage by a variety of different user types, two important challenges with regard to hate speech detection arise: firstly, the automatic detection of abusive content in such texts and, secondly, an aggregated view on the account level to identify hateful accounts. For both challenges, we propose a machine learning based approach.

Previously most research efforts on detecting hate speech especially in German texts focused on posts and comments from Twitter and Facebook (Ross et al. 2016; Bretschneider and Peters 2017; Struß et al. 2019; Wiegand, Siegel, and Ruppenhofer 2018; Mandl et al. 2019, 2020; Wich, Räther, and Groh 2021; Wich et al. 2021) but not on Telegram. We want to address this gap and build abusive language classification models for Telegram messages. Since there is no abusive language dataset available that contains labeled Telegram messages in German, our approach is to use existing abusive language datasets in German collected from other platforms and build a classification model for Telegram. This leads to the first research question for this paper:

**RQ1** Can existing abusive language datasets from Twitter be used to build an abusive language classification model for Telegram messages?

Since the development of a hate speech classification model requires larger amounts of data, we collected such data from the platform over a longer period of time. By collecting this data, we were also able to formulate additional questions about the type of content and its spread on the social media platform. Since there is little research about these types of communication channels and their content, we were also interested in how this content has changed over a longer period of time, while deplatforming was taking place on other social media. Thus we formulate an additional research question in terms of the message contents:

**RQ2** How did the prevalence of abusive content evolve in the last years on Telegram?

Moving away from the message-level and towards a user-based approach for hate speech detection, so far no methodology has been introduced to tackle this problem for Telegram. As a solution we propose the development of a graph model leveraging topical information for channels in a German hater community on Telegram to find suitable representations, leading to the third research question:

**RQ3** Can a classification model be used to predict whether a Telegram channel is hateful or not?

Lastly, keeping the channel perspective, we were interested to investigate whether our approach would allow for the derivation of channel clusters and communities which is another important aspect with respect to online hate speech. For this, we analyzed the topical distribution and the graph embeddings for each channel resulting in research question four:

**RQ4** Can we leverage the topical distribution and graph embeddings to derive meaningful clusters of the channels?

As an additional contribution we release an abusive language dataset that contains 1,149 Telegram messages labeled as *abusive* or *neutral*.

## Related Work

The studies on Telegram are limited, but the number started to grow in the past years. Baumgartner et al. (2020) released an unlabeled dataset containing 317,224,715 Telegram messages from 27,801 channels, which were posted between 2015 and 2019. They applied a snowball sampling strategy to discover channels and collect the messages, starting with around 250 seed channels (mainly right-wing channels or channels about cryptocurrency). Rogers (2020) conducted an empirical study on actors that were deplatformed on traditional social media and migrated to Telegram. As part of their study, they used a classification model based on hatebase.org to detect messages with hateful language (Rogers 2020). Urman and Katz (2020) conducted an in-depth network analysis of the far-right community on Telegram. They applied a snowball sampling strategy to uncover this community, starting with a German-speaking far-right actor. Fielitz and Schwarz (2020) analyzed German hate actors across various social media platforms and investigated the impact of deplatforming activities on these actors. According to them, "Telegram has become the most important online platform for hate actors in Germany" (Fielitz and Schwarz 2020, p. 5). With a focus on COVID-19, Hohlfeld et al. (2021) and Holzer (2021) examined public German-speaking channels on Telegram. The only labeled abusive language dataset with Telegram messages that we found is provided by Solopova, Scheffler, and Popa-Wyatt (2021). They released a dataset containing 26,431 messages in English from a channel supporting Donald Trump. To the best of our knowledge, no one has developed an abusive language classification model for German Telegram messages or channels.

Since there is no annotated German Telegram dataset available, we decided to train our classification model on existing German abusive language datasets. In total, we found

eight such datasets (Ross et al. 2016; Bretschneider and Peters 2017; Wiegand, Siegel, and Ruppenhofer 2018; Struß et al. 2019; Mandl et al. 2019, 2020; Wich et al. 2021; Wich, Räther, and Groh 2021). We decided to employ five of them—which constitute the most recent ones, excluding Wich et al. (2021). These five have comparable label schemata, and a large portion of the data is from the same period as our collected Telegram data. Wich et al. (2021) was excluded because the data were only pseudo-labeled. More details on the selected datasets can be found in the section Methodology.

## Methodology

In the first part, we describe how we collected the data from Telegram. After that, we provide details on how we built the abusive classification model for Telegram messages based on Twitter datasets. In the third part, we describe how we developed a classification model to predict whether a channel is a hater or not based on the results from the message classifier and the social graph.

### Collecting Data

We applied a snowball sampling strategy to collect data from Telegram. We only collected messages from public channels that were accessible via the website t.me. A channel is comparable to a news feed: the channel operator can broadcast messages to subscribers of the channel, but the subscribers cannot directly post messages in the channel. Groups and private chats were excluded from the data collection process. As seeds for the snowball sampling strategy, we used a list of German hate actors proposed by Fielitz and Schwarz (2020). At the time of collection, 51 channels from Fielitz and Schwarz (2020)'s list were still accessible. The list comprises, among others, far-right actors, supporters of QAnon and alternative media.

In the first round of snowball sampling, we collected messages from all seed channels. In the next round, we collected all channels that were mentioned in the messages from the first round or whose messages were forwarded by the channels of the first round. We repeated this procedure in the third round, but we did not include all newly discovered channels due to a vast number of channels. We defined a threshold: a channel has to be mentioned or forwarded by at least five channels so that we collect its messages. From all channels we collected messages that were posted between 01/01/2019 and 03/15/2021.

After collecting the data, we conducted language detection on the messages, since the crawling process also fetches other language channels such as Russian and English and we wanted to keep the focus on German. We used multi-lingual word vectors from *fastText* to classify the language (Grave et al. 2018). The language detection is based on the message text and a link preview if it exists. In a second step, the language labels of the messages are aggregated on a channel level. The language of a channel is German, if it is the most or second most common language in the channel. The reason for the latter is that some German channels primarily share content from foreign-language sources.

## Building Classification Models for Telegram Messages

**Models** To classify the Telegram messages, we trained several binary classification models on different German Twitter datasets. The goal is to combine multiple classifiers to improve the classification performance because each dataset covers different aspects and topics of abusive language. The reason for focusing on binary classification was that it makes combining the classifiers easier.

All classification models are based on pre-trained BERT base models (Devlin et al. 2019). We employed `deepset/gbert-base` (Chan, Schweter, and Möller 2020) and `dbmdz/bert-base-german-cased`<sup>1</sup> depending on the model’s performance on the individual dataset. Our hyperparameters for training the models comprises a maximum number of 8 epochs, a learning rate of  $5 \times 10^{-5}$ , and a batch size of 8. Additionally, we implemented an early stopping callback that stops the training after four consecutive epochs without any improvement. We picked the model with the highest macro F1 score on the validation set.

Before training the models, the texts are preprocessed. The preprocessing steps comprises, among others, masking URLs and user names and replacing emojis.

**Data** We used the following German abusive language datasets collected from Twitter to train our models:

- *GermEval 2018*: Wiegand, Siegel, and Ruppenhofer (2018) released an offensive language dataset as part of the shared task GermEval Task 2018. It contains 8,541 tweets with a binary label (*offense, other*) and a fine-grained label (*profanity, insult, abuse, other*). We used the train/test split proposed by the authors and applied a 90/10 split for training/validation set.
- *GermEval 2019*: Struß et al. (2019) published an offensive language dataset that is part of the GermEval Task 2019. It comprises 7,025 tweets that are labeled with the same labeling schema as the previous dataset, but a further dimension was added (*implicit, explicit*). The data was split in the same way as GermEval 2018.
- *HASOC 2019*: Mandl et al. (2019) released a multi-lingual hate speech and offensive language dataset, called ”Hate Speech and Offensive Content Identification in Indo-European Languages” (Mandl et al. 2019, p. 1), as part of a shared task. It consists of posts from Facebook and Twitter in German, English, and Hindi. The German part comprises 4,669 records that have a binary label (*non hate-offensive, hate and offensive*) and a fine-grained label (*hate, offensive, profanity*). We used the train/test split proposed by the authors and applied a 90/10 split for training/validation set.
- *HASOC 2020*: Mandl et al. (2020) published another dataset, which is comparable to the previous one. It consists of posts from YouTube and Twitter in German, English, and Hindi. The German part has a size of 3,425

records using the same labeling schema as the previous dataset. We applied the proposed train/validation/test-split of 70%/15%/15%.

- *COVID-19*: Wich, Räther, and Groh (2021) released an abusive language dataset containing 4,960 German tweets that primarily focus on COVID-19. The tweets have a binary label (*neutral, abusive*). We applied a train/validation/test-split of 70%/15%/15%.

We trained individual classification models for all datasets, except for HASOC 2019 because we were not able to train a model that provides an acceptable classification performance. Furthermore, we combined the GermEval datasets and the HASOC datasets and trained two additional classifiers on the two combined datasets. Combining the datasets was possible because the respective datasets use the same labeling schema.

**Classifying Telegram Messages** Since a Telegram message can have up to 40,986 characters, the tokenized message may exceed the maximum sequence length of the BERT model, which is 512. To address this problem, we split all messages that had more than 412 words into parts with a maximum length of 412 words. When splitting the message, we made sure not to split sentences. For this purpose, we used the sentence detection of the library spaCy (Honnibal et al. 2020). There were two reasons for setting the threshold to 412 words. First, using words instead of tokens was easier during preprocessing. Second, it is possible for a word to be tokenized into multiple tokens. Therefore, we set the threshold to 412 instead of 512. Every part of the split message were individually classified. The final label of the complete message results from the highest probability for the abusive class. The reason for this approach was, that an abusive text can contain non-abusive sentences but not the other way around. In addition to the six classification models, we used Google’s Perspective API<sup>2</sup> to classify the Telegram messages. The API returns a toxicity score between 0 and 1, representing how toxic the content of a text is. We used these classifications as a baseline to benchmark our own models.

**Evaluating Classification Models** To evaluate the classification performance of our trained models on Telegram messages, five annotators manually annotated 1,150 of the classified Telegram messages. More information on the annotators follows below. The 1,150 messages originated from two different sampling strategies. The first strategy uses the classifications of the six trained models and the Perspective API. For each classifier, we sampled 50 messages classified as abusive and 50 classified as neutral, resulting in a total of 700. The second strategy employed a topic model trained on the Telegram messages (more details on the topic model can be found in the subsection Topic Model). We randomly sampled 30 messages from the 15 most prominent topics. In the end, we ensured that the annotation candidates do not contain any duplicates. By doing so, we assured that the dataset

<sup>1</sup><https://huggingface.co/dbmdz/bert-base-german-cased>

<sup>2</sup><https://www.perspectiveapi.com/>

has a certain degree of abusive content and that it represents the most relevant topics.

We use the labeling schema of the *COVID-19* dataset proposed by Wich, R  ther, and Groh (2021) because it is compatible with the binary schema of the *HASOC* and *GermEval* datasets:

- ”*ABUSIVE*: The tweet comprised any form of insult, harassment, hate, degradation, identity attack, or the threat of violence targeting an individual or a group.” (p. 3)
- ”*NEUTRAL*: The tweet did not fall into the *ABUSIVE* class.” (p. 3)

The data was annotated by four non-experts and one expert, all male and in their twenties or early thirties. The annotation process consisted of three phases. In phase 1, the expert presented and explained the annotation guidelines to the four non-experts. Subsequently, all five annotators annotated the same 50 messages. In 18 cases, the annotators did not agree on the final label. These cases were discussed in a meeting to align the five annotators. In phase 2, the annotators annotated the rest of the 1,150 messages. Each message was annotated by two different annotators. The annotators were allowed to skip a message if they could not decide on a label. In phase 3, the messages without a consensus were annotated by three additional annotators so that a majority vote was possible. To measure the inter-rater reliability, we used Krippendorff’s alpha (Krippendorff 2004). To assist in annotations, we employed the text annotation tool of Kili Technology (Kili Technology 2021).

**Combining Classification Models** Since the datasets and consequently the classification models cover different aspects of abusive language, we combined the six classifiers to improve classification performance. The labels produced by this combination were used for the subsequent experiments.

**Analyzing Evolution of Abusive Content** We conducted two analyses to evaluate the evolution of abusive content in the German hater community on Telegram to answer RQ2. First, we compared the number of abusive messages with all messages from the collected German channels between 01/01/2019 and 02/28/2021 on a monthly level. We excluded the messages posted in March 2021 because we did not have the data for the entire month. Then we examined the relative share (prevalence) of abusive content in the messages from all German channels for the same period and granularity. Additionally, we reported the prevalence of abusive content from the seed channels and the 1st-degree network of the seed channels.

### Building a Classification Model for Hatfulness of Channels

**Channel Labels** We had to determine a label for each channel based on the abusive messages in the channel. We defined a *hater* as a channel that posted or forwarded at least one abusive message. However, setting the threshold to one turned out to be problematic because of potential misclassifications, meaning that false positives would cause neutral

Table 1: Topics selected for topic distribution along with three descriptive terms of the topic model.

Topic	Descriptive terms
Vaccinations	impfen, geimpft, durchgeimpft
Police	Polizeigewalt, Bundespolizei, Polizeif��hrung
Covid-19	Coronakrise, Corona, Coronaleugner
Migration	Migrantengewalt, Migranten, Refugees
Extremism	rechtsextremer, rechtsextremen, rechtsextreme
Racism	Rassismus, rassistischer, rassistisch
Islamophobia	Moslemterror, Islamisten, Islamisierung
Violence	sterben, Massenm��rder, Massenmord
Antisemitism	Antisemitismus, Antisemiten, antisemitische

channels to be classified as haters. Instead, for each message we calculated a threshold based on the conditional probability that a message is neutral under the condition of it being labeled as abusive. This conditional probability is retrieved from the confusion matrix (Figure 1h). Before doing this, we had to adjust the weighting of the confusion matrix’s rows. Since we oversampled the abusive class in the evaluation set on purpose, the ratio of abusive texts is no longer representative of the entire data set. We assume that the relative share of abusive content is 6.2% for 2020 based on the results from the analysis of the abusive content’s evolution. The resulting conditional probability is 76.8%. Assuming an error rate of at most 1% we therefore need at least 18 messages which are classified as *abusive* to be sure that at least one message is actually *abusive*. Secondly, we created a directed graph representing the network of the channels. Each channel is a node; a directed edge from node A to node B exists, if A either mentions B or forwards a message from B.

**Topic Model** We assigned a topic distribution vector as a feature to each node, which represents the topical distribution within the messages of the channel. The topical distribution was calculated based on the topic model generated with Top2Vec (Angelov (2020)). We relied on the hyperparameter selection of the author, employed the `distiluse-base-multilingual-cased`<sup>3</sup> pre-trained sentence transformer as embedding model and sampled 250,000 messages (500 messages from the 500 channels containing the largest amount of messages in our dataset) as training samples. From the 100 most relevant topics, we manually chose nine topics that give reason to be considered as proxies for hateful content. They are listed in Table1: The topic name in the first column was derived based on the most descriptive terms of the respective topic vectors from which we provide the first three terms in the second column (in German). As we are working with many channels that can be associated with German hater communities, we relied only on these topics to cluster different topical emphases with respect to potentially harmful content. We aggregated the counts of all documents in our data set with a cosine similarity above 0.5 to any of the selected topics and normalized these counts to gather a topic distribution for each node.

<sup>3</sup><https://huggingface.co/distilbert-base-multilingual-cased>

**Graph Model** We used GraphSAGE to generate embeddings for the graph (Hamilton, Ying, and Leskovec (2017)). We employed the Directed GraphSAGE method from the StellarGraph library (CSIRO’s Data61 2018). As we were learning unsupervised embeddings, i.e. we did not provide the learning model with labels of the channels, we utilized the *Corrupted Generator* of StellarGraph for sampling additional training data. In the process of training, the model learned to differentiate true graph instances from corrupted ones. The model was trained for 500 epochs, two layers of size 32 each, utilizing an Adam optimizer and early stopping with 20 epochs of patience.

**Channel Classification** We built a neural network classification model using the graph embeddings to predict the classes. The model consists of two densely-connected neural network layers. The input for the first layer is the 32-dimensional graph embedding. The second layer (output) has two units due to the binary task. The first layer employs a rectified linear unit (ReLU) activation function, while softmax was applied to the output layer. To train the model, crossentropy was used as loss function with accuracy as metric utilizing an Adam optimizer. We trained the model for a maximum of 150 epochs with an early stopping strategy that had a patience of 60 epochs and minimum delta of 0.05 for the accuracy on the validation set. The dataset was split in training/validation/test set (70%/15%/15%).

The dataset for RQ3 only used messages from 2020 since the social network on Telegram is quickly evolving and changing. That means that older edges might no longer be relevant and the network structure would generally be less meaningful. Another aspect for this decision is that the rise of COVID-19 strongly influenced and accelerated the evolution of the network which did not exist pre-COVID pandemic.

## Results

### Collecting Data

In total, we collected 13,822,605 messages from 4,962 channels that were posted after 01/01/2019 and before 03/15/2021. 28.4% of all messages (3,931,136) are forwarded messages, showing the popularity and relevance of this feature for Telegram. In addition to the 4,962 channels, we collected the metadata of 43,142 additional channels that are the source of forwarded messages or were mentioned in a message.

39.2% of all collected messages (5,421,845) are in German, which is the most frequent language, followed by English and Russian. 2,748 of the 4,962 crawled channels (55.4%) are classified as German-speaking according to our approach.

### Building Classification Models for Telegram Messages

**Models** Table 2 reports the classification metrics of the six trained classification models. It comprises the precision, recall, and F1 score of the abusive class as well as the macro F1 score and the used model that performed best on the dataset.

Table 2: Classification performance of the classifiers

Dataset	Prec	Rec	F1	Macro F1	Model
GermEval 18	71.1	61.0	65.7	75.0	dbmdz
GermEval 19	72.2	85.1	78.1	77.1	dbmdz
GermEval 18/19	87.6	77.6	82.3	83.8	dbmdz
HASOC 20	69.0	73.7	71.3	80.6	deepset
HASOC 19/20	71.0	69.9	70.4	80.3	dbmdz
COVID-19	73.9	69.9	71.8	82.3	deepset

**Evaluating Classification Models** To test the trained classification models, we annotated 1,150 Telegram messages. One message was removed during the annotation process because it did not contain any text, resulting in 1,149 annotated messages. 968 (84.2%) were labeled as *neutral* and 126 (15.8%) as *abusive*. The Krippendorff’s alpha was 73.87%, which is a good inter-rater reliability score in the context of hate speech and abusive language (Kurrek, Saleem, and Ruths 2020).

Figure 1 visualized the classification performance of the various classifiers on the evaluation set. It reports the confusion matrix, the F1 score of the abusive class, and the macro F1 score of the six trained classification models (a-f), the Perspective API (g), and the best combination of the six classifiers (h). Let us first compare the six classification models that we trained on the Twitter datasets. The best-performing model is COVID-19; it outperformed the other models w.r.t. F1 (54.95%) and macro F1 score (71.91%). In comparison to the COVID-19 test set, however, the performance drastically decreased. This should not be surprising because Telegram messages are different w.r.t. to structure and content from tweets.

To benchmark the performance of our classification model, we used Google’s Perspective API to classify the messages. The API returns a toxicity score between 0 and 1 for a text. We translated this value by setting a threshold. If the value is above or equal to the threshold, the label is *abusive*; if it is below, *neutral*. We set the threshold to 0.5 because it produced the best F1 and macro F1 score. If we compare the performance of the Perspective API with our best-performing model, we observe that our model has a higher F1 (54.95% vs. 53.50%) and macro F1 score (71.91% vs 70.51%). This is surprising because the Perspective API is built for comments that are more similar to Telegram messages than tweets.

Since the datasets cover different aspects of abusive language, we also examined whether a combination of all six classifiers can improve the performance. Our finding is that a majority vote (at least three classifiers vote for abusive) of all six models is the best performing combination w.r.t. the F1 score of the abusive class, shown in Figure 1h. If we set the threshold to four instead of three, we can increase the macro F1 score but the detection rate of the abusive class decreases disproportionately. Therefore, the best combination is the majority vote, which we use for the two following case studies.

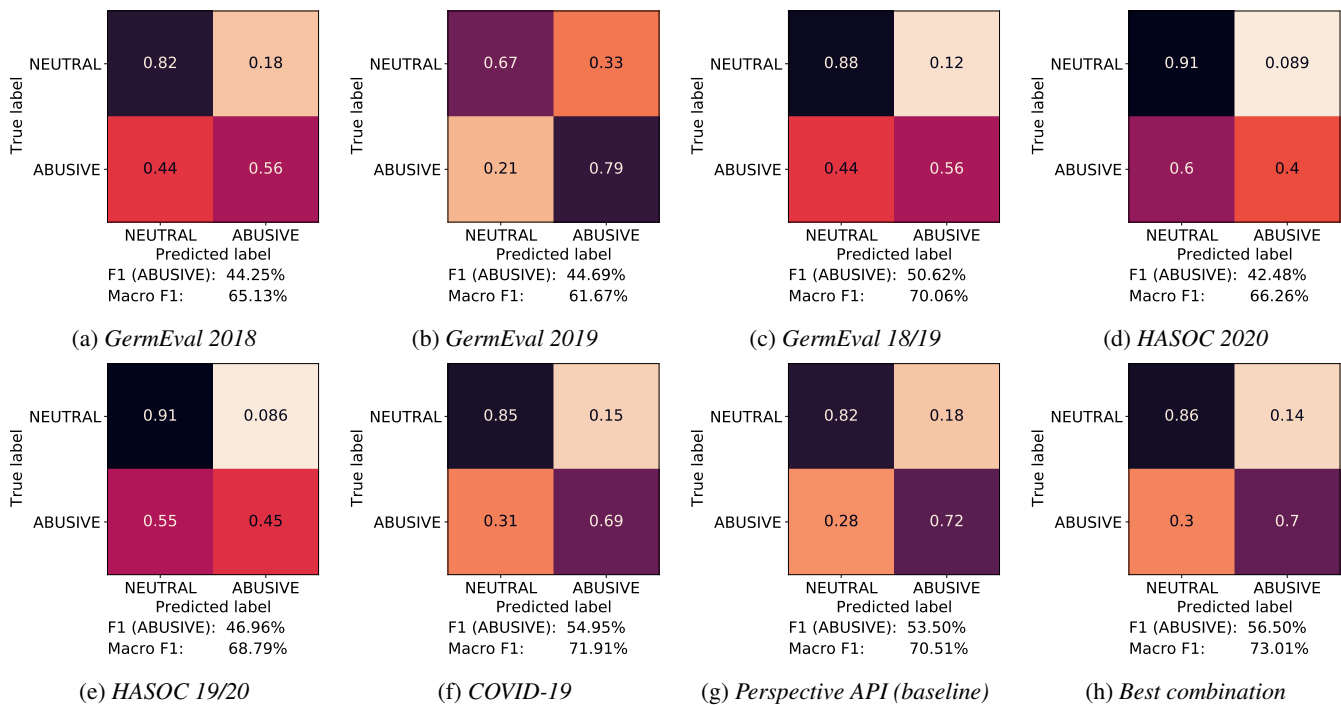


Figure 1: Classification performance of the various models on annotated Telegram evaluation set

**Analyzing the Evolution of Abusive Content** Figure 2b shows how the number of messages in the German Telegram channels has increased between the beginning of 2019 and 2021. We can trace the growth of these channels back to the phenomenon of deplatforming. Deplatforming means that actors get permanently banned on the traditional social media platforms (e.g., Facebook, Twitter, YouTube), resulting in moving to less or non-regulated platforms (e.g., Telegram, Gab) (Rogers 2020; Fielitz and Schwarz 2020; Urman and Katz 2020). Notably, the increase of messages accelerated with the rise of COVID-19 (February 2020). The explanation is the same. Traditional social media platforms (e.g., Twitter, YouTube) blocked accounts of hate actors distributing conspiracy theories in the context of COVID-19, causing migration to Telegram and other alternative platforms (Fielitz and Schwarz 2020; Holzer 2021). Simultaneously with the growing number of messages every month (black curve), abusive content also increased (red curve).

To answer the question of whether the abusive content has grown in the same manner, we plotted the relative share of abusive content in Figure 2b. The black line represents the relative share for all messages. We observe that the share of abusive content increased from 4.5% to 7.0% during the 26 months. The red line shows the portion of abusive messages in the seed channels. It is not surprising that the share is much higher since these channels were classified as hater channels by Fielitz and Schwarz (2020). The line follows the trend: the abusive content of the selected channels is growing. The green line visualizing the percentage of abusive messages in the channels being in the first-degree network

of the seed channels<sup>4</sup> does not exhibit the trend. A potential explanation is that the number of channels in the first-degree network has increased over time, causing an alignment of the relative share with the overall average. Overall, the prevalence of abusive content for the entire time period is 6.2%.

Summing up, we observe the trend that messages classified as *abusive* by our combined model increase in absolute and relative terms in the German hater community on Telegram.

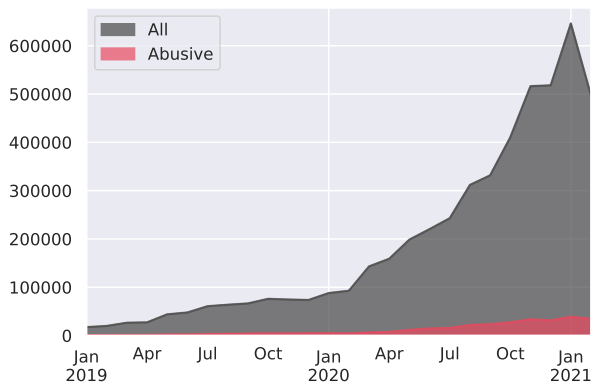
### Building a Classification Model for the Hatefulness of Channels

In this section we report the results of our classification model for identifying hateful users along with additional findings in the process of setting up our model.

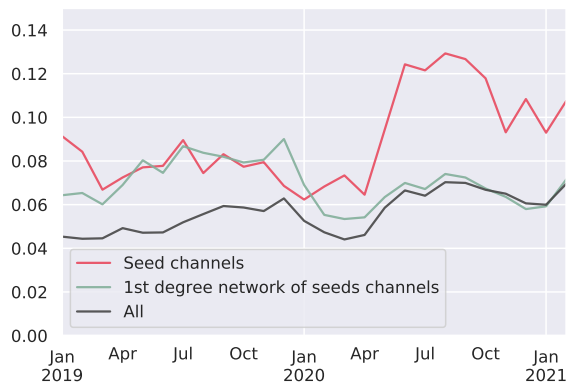
**Channel Labels** The dataset for developing a channel classification model contains 2,420 German channels that were active in 2020 and posted 3,232,721 messages. 1,046 of 2,420 channels (43%) are labeled as *hater*, the rest as *neutral*. Each channel is represented by a node in the directed graph. In total, we identified 146,865 edges between the channels. That leads to a density of 0.0251 and an average in- and out-degree of 60.73.

**Topical Distribution** As a first result, we look at clusters based on the topical distribution of the seed channels. To do

<sup>4</sup>A channel is in the first-degree network if a seed channel mentions the channel or forwards a message from this channel and vice versa.



(a) Absolute number of all and abusive messages from German channels.



(b) Relative share of abusive messages for German channels.

Figure 2: Evolution of abusive messages in absolute and relative terms.

this, the similarity between the topical distribution of each pair of users has been computed using the Jensen-Shannon divergence. For the resulting similarity matrix a hierarchical clustering approach has been applied to group similar users into clusters, as seen in 3. While we only disclose an anonymized version of our results, we report that the upper left cluster consists only of sources for alternative news and the large cluster in the center mainly contains actors that belong to the far-right network.

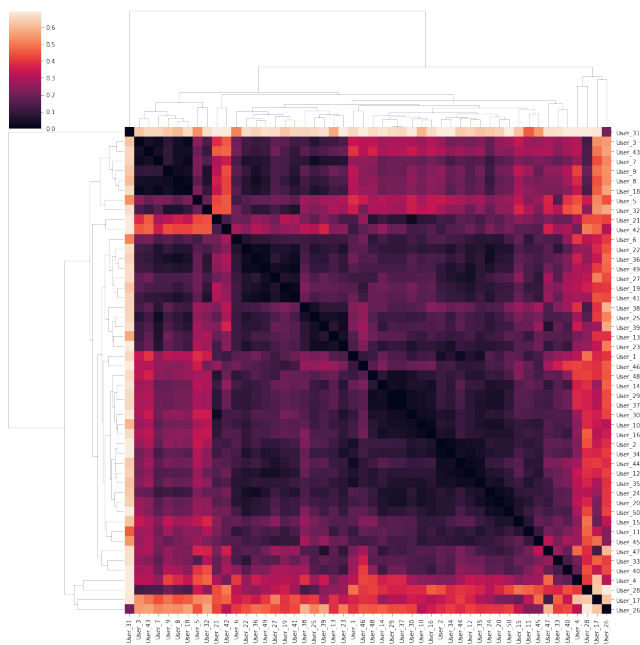


Figure 3: Similarity matrix for the seed channels of the Telegram data set.

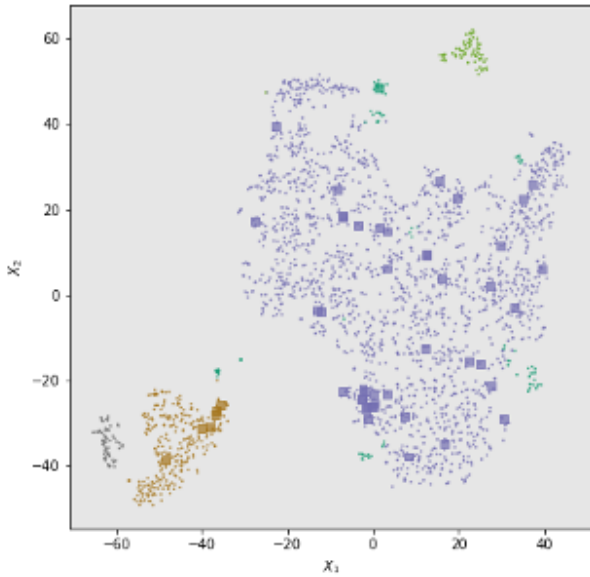
**Graph Embeddings** Before using the graph embeddings from the directed GraphSAGE model for the classification

model, we investigate the expressiveness of the embeddings for community detection. For this, we applied the dimensional reduction method UMAP on our embeddings to find more dense representations. In a second step, we used DBSCAN for clustering these reduced embeddings. In Figure 4, we report the results of the community detection along with a visualisation indicating the label of each node. Seed profiles are marked with a large square instead of a dot. The clustering algorithm recognizes four distinct communities along with one outlier class. The large community in the center does not only contain most of the seed channels in our data set but also the largest proportion of channels labeled as *hater* (49%). In the other communities we find a much lower proportion of hatefully classified users (10%-36%). From this, we deduce that hateful users appear more often in communities with other hateful users.

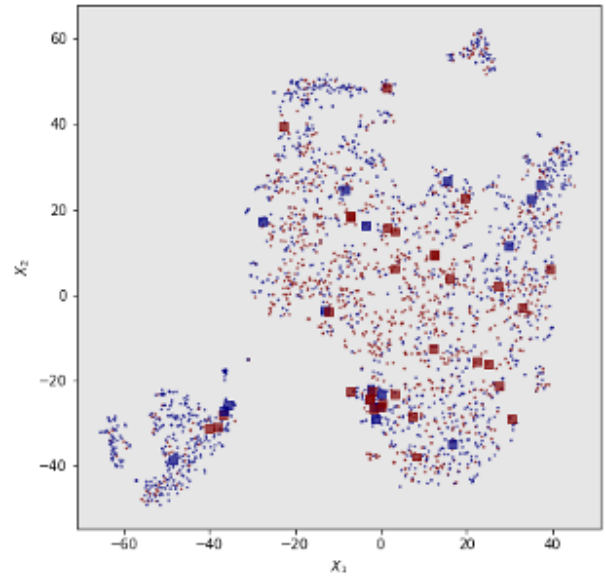
**Channel Classification** The classification model trained to distinguish between *hater* and *neutral* channels achieves a macro F1 score of 69.1% (*neutral*: 70.2%; *hater*: 68.0%). Figure 5 visualized the confusion matrix of the classification model for the test set. We observe that the model is doing well in predicting the labels of the German Telegram channels.

## Discussion

With regard to RQ1, we can state that existing abusive language datasets from Twitter can be used to build an abusive language classification model for Telegram messages. However, we have to accept a decrease in classification performance. Comparing the macro F1 scores of the classifiers on the original test set and the evaluation set, we observe an average decline of around 12.5pp. To better assess this value, it is helpful to look into the study on the generalizability of abusive language datasets from Swamy, Jamatia, and Gambäck (2019). They trained models on different abusive language datasets and evaluated them on each other. The average performance decrease is 18.1pp if a classifier is evaluated on another test set. Considering this aspect, we can



(a) Graph embeddings with community labels



(b) Graph embeddings with hate class labels (red=haters)

Figure 4: Comparison of graph embeddings with community and hate class labels

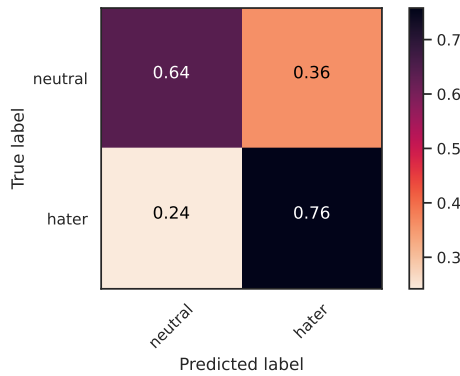


Figure 5: Confusion matrix of model to classify channels.

claim that our models perform decently, especially the combination of all six classification models with a threshold of three. This claim is supported by the fact that the combined models perform better than the Perspective API with respect to the F1 score. We integrated this external model provided by Google as a benchmark because it is built to handle different types of texts (e.g., comments, posts, emails, etc.) and it is in production (Google 2021). Consequently, we can state that our approach is successful but it still provides room for improvement.

Regarding RQ2, we observe an increasing prevalence of abusive messages in the collected Telegram subnetwork, especially in the group of the seed channels. Notably, the rise of COVID-19 caused a significant increase. One may argue that the relative share of abusive content is not reliable because our combined classification model is not perfect. However, the change of the relative share provides a reli-

able indication of an increasing amount of abusive content. We trace this trend back to the deplatforming activities of the large social media platforms and the missing moderation of the Telegram platform. We have to point out that the prevalence of abusive content is not representative of the entire German Telegram network. Due to our snowball sampling approach, we have an obvious selection bias because we started with channels that were classified as hate actors by (Fielitz and Schwarz 2020). Nevertheless, we assume that the prevalence of abusive content is larger on Telegram than on the traditional social media platforms, such as Twitter, Facebook, YouTube, that have implemented reporting and monitoring processes. In the case of Telegram, such processes are missing.

In the context of RQ3, we were able to build a classification model to predict whether a channel is a hate actor. It uses the network structure and the topic distribution of the messages in each channel to make this prediction. Our model achieves a macro F1 score of 69.1%. To the best of our knowledge, we are the first ones who built such a classification model for Telegram channels. Therefore, we do not have a baseline to compare our results with. However, Ribeiro et al. (2018) and Li et al. (2021) developed comparable models classifying Twitter accounts as hateful or normal. Ribeiro et al. (2018) achieved an F1 score for the hateful users of 67.0% and Li et al. (2021) 79.9% for the same data set. Our F1 score of 68.0% is not directly comparable with these results, but is in a similar order of magnitude, supporting our approach.

Addressing RQ4, we presented two approaches that allow to cluster channels: The first approach leverages the topical distribution of channels to group actors based on the topical similarity of the content they distribute. Applying this to the seed channels for the collection of the data set indicates



promising results for future research attempts in clustering actors on social media based on the content of their postings in a time-saving manner. The second method we propose in this context leverages the embeddings that were learned from the social graph that we built from the data set. It also uses the results from the topic model, i.e. merges relational data between the channels with the content they shared. Our results indicate the presence of different communities that vary in the number of hateful users. The large communities appear to be spanned by the seed users, however, we also detected smaller communities that do not contain any seed users, indicating that our sampling approach was able to find new user clusters. For a more precise evaluation of these results, more general information about the German hater community would have been helpful.

## Conclusion & Future Work

To the best of our knowledge, we are the first to develop abusive language classification models for German messages on Telegram. Our results look promising. The text model outperforms Google’s Perspective API in terms of F1 score (macro F1: 73.0%). Likewise, the channel classification model provides decent performance to detect *hater* channels (macro F1: 69.1%). Moreover, we have outlined methods to facilitate and scale abusive language analysis on a message level as well as on a channel level. In the latter case, we fully relied on unsupervised learning methods which makes these approaches particularly appealing. In addition, we published the first abusive language dataset consisting of German Telegram messages. However, we see room for improvement and potential for future work.

The research community would benefit from larger annotated corpora including media files that are shared in the Telegram channels (e.g., photos with messages, memes, videos). Since such media files (e.g., memes) are used to transport hate (Kiela et al. 2021), they are relevant for the problem of detecting abusive content but were not part of this study.

Regarding the classification model for *hater* channels, integrating additional data (e.g., metadata of the channels) and enhancing the neural network architecture could improve the classification performance. An explorative network analysis of the subnetwork could help to identify additional features. Furthermore, a larger part of the public Telegram should be collected with other seed users to mitigate the selection bias introduced by our hateful seed users.

Additionally, we encourage the research community from different core disciplines, i.e. machine learning and social sciences, to align forces to validate the performances achieved by sophisticated learning frameworks applied to large amounts of data. Due to the unstoppable increase of content produced on social platforms such as Telegram, automatic methods to generate insights will become indispensable. Finally, the hate speech detection community should look into applying approaches like ours to other alternative social media platforms because hate actors will gather there with ongoing deplatforming activities.

## References

- Angelov, D. 2020. Top2vec: Distributed representations of topics. *arXiv preprint arXiv:2008.09470* .
- Baumgartner, J.; Zannettou, S.; Squire, M.; and Blackburn, J. 2020. The Pushshift Telegram Dataset. In *Proceedings of the International AAAI Conference on Web and Social Media*, volume 14, 840–847.
- Bretschneider, U.; and Peters, R. 2017. Detecting offensive statements towards foreigners in social media. In *Proceedings of the 50th Hawaii International Conference on System Sciences*.
- Chan, B.; Schweter, S.; and Möller, T. 2020. German’s Next Language Model. In *Proceedings of the 28th International Conference on Computational Linguistics*, 6788–6796. Barcelona, Spain (Online): International Committee on Computational Linguistics.
- CSIRO’s Data61. 2018. StellarGraph Machine Learning Library. <https://github.com/stellargraph/stellargraph>.
- Devlin, J.; Chang, M.-W.; Lee, K.; and Toutanova, K. 2019. BERT: Pre-training of Deep Bidirectional Transformers for Language Understanding. In *Proceedings of the 2019 Conference of the North American Chapter of the Association for Computational Linguistics: Human Language Technologies, Volume 1 (Long and Short Papers)*, 4171–4186. Minneapolis, Minnesota: Association for Computational Linguistics.
- Duggan, M. 2017. *Online harassment 2017*. Pew Research Center.
- Echikson, W.; and Knodt, O. 2018. Germany’s NetzDG: A key test for combatting online hate. *CEPS Policy Insight* .
- Eckert, S.; Leipertz, S.; and Schmidt, C. 2021. Querdenker: Wie die Corona-Krise zu Radikalisierung führte. *Norddeutscher Rundfunk* URL <https://story.ndr.de/querdenker/>.
- Fielitz, M.; and Schwarz, K. 2020. *Hate not Found?! Deplatforming the Far-Right and its Consequences*. Institut für Demokratie und Zivilgesellschaft: Jena.
- Google. 2021. Perspective API. <https://www.perspectiveapi.com/>.
- Grave, E.; Bojanowski, P.; Gupta, P.; Joulin, A.; and Mikolov, T. 2018. Learning Word Vectors for 157 Languages. In *Proceedings of the International Conference on Language Resources and Evaluation (LREC 2018)*.
- Hamilton, W. L.; Ying, R.; and Leskovec, J. 2017. Inductive representation learning on large graphs. In *Proceedings of the 31st International Conference on Neural Information Processing Systems*, 1025–1035.
- Hohlfeld, R.; Bauerfeind, F.; Braglia, I.; Butt, A.; Dietz, A.-L.; Drexel, D.; Fedlmeier, J.; Fischer, L.; Gendl, V.; Glaser, F.; Haberzettel, E.; Helling, T.; Käsbauer, I.; Kast, M.; Krieger, A.; Lächner, A.; Malkanova, A.; Raab, M.-K.; Rech, A.; and Weymar, P. 2021. Communicating COVID-19 against the backdrop of conspiracy ideologies: How public figures discuss the matter on Facebook and Telegram. *researchgate Preprint* .

- Holzer, B. 2021. Zwischen Protest und Parodie : Strukturen der Querdenken-Kommunikation auf Telegram (und anderswo). In Reichardt, S., ed., *Die Misstrauensgemeinschaft der Querdenker : Die Corona-Proteste aus kultur- und sozialwissenschaftlicher Perspektive*, 125–157. Frankfurt: Campus Verlag.
- Honnibal, M.; Montani, I.; Van Landeghem, S.; and Boyd, A. 2020. spaCy: Industrial-strength Natural Language Processing in Python. URL <https://doi.org/10.5281/zenodo.1212303>.
- Kiela, D.; Firooz, H.; Mohan, A.; Goswami, V.; Singh, A.; Fitzpatrick, C. A.; Bull, P.; Lipstein, G.; Nelli, T.; Zhu, R.; et al. 2021. The Hateful Memes Challenge: Competition Report. In *NeurIPS 2020 Competition and Demonstration Track*, 344–360. PMLR.
- Kili Technology. 2021. Text annotation tool. URL <https://kili-technology.com>.
- Krippendorff, K. 2004. *Content Analysis: An Introduction to Its Methodology*. Content Analysis: An Introduction to Its Methodology. Sage.
- Kurrek, J.; Saleem, H. M.; and Ruths, D. 2020. Towards a Comprehensive Taxonomy and Large-Scale Annotated Corpus for Online Slur Usage. In *Proceedings of the Fourth Workshop on Online Abuse and Harms*, 138–149. Online: Association for Computational Linguistics.
- Li, S.; Zaidi, N. A.; Liu, Q.; and Li, G. 2021. Neighbours and Kinsmen: Hateful Users Detection with Graph Neural Network. In Karlapalem, K.; Cheng, H.; Ramakrishnan, N.; Agrawal, R. K.; Reddy, P. K.; Srivastava, J.; and Chakraborty, T., eds., *Advances in Knowledge Discovery and Data Mining*, 434–446. Cham: Springer International Publishing.
- Mandl, T.; Modha, S.; Kumar M, A.; and Chakravarthi, B. R. 2020. Overview of the HASOC Track at FIRE 2020: Hate Speech and Offensive Language Identification in Tamil, Malayalam, Hindi, English and German. In *Forum for Information Retrieval Evaluation*, FIRE 2020, 29–32. New York, NY, USA: Association for Computing Machinery.
- Mandl, T.; Modha, S.; Majumder, P.; Patel, D.; Dave, M.; Mandlia, C.; and Patel, A. 2019. Overview of the HASOC Track at FIRE 2019: Hate Speech and Offensive Content Identification in Indo-European Languages. In *Proceedings of the 11th Forum for Information Retrieval Evaluation*, FIRE '19, 14–17. New York, NY, USA: Association for Computing Machinery. ISBN 9781450377508.
- Müller, K.; and Schwarz, C. 2021. Fanning the flames of hate: Social media and hate crime. *Journal of the European Economic Association* 19(4): 2131–2167.
- Rafael, Simone; Ritzmann, A. 2019. *Hate Speech and Radicalisation Online - The OCCI Research Report*, chapter Background: the ABC of hate speech, extremism and the NetzDG. ISD Global.
- Ribeiro, M.; Calais, P.; Santos, Y.; Almeida, V.; and Meira Jr, W. 2018. Characterizing and Detecting Hateful Users on Twitter . In *Proceedings of the Twelfth International AAAI Conference on Web and Social Media (ICWSM 2018)*.
- Rogers, R. 2020. Deplatforming: Following extreme Internet celebrities to Telegram and alternative social media. *European Journal of Communication* 35(3): 213–229.
- Ross, B.; Rist, M.; Carbonell, G.; Cabrera, B.; Kurowsky, N.; and Wojatzki, M. 2016. Measuring the Reliability of Hate Speech Annotations: The Case of the European Refugee Crisis. In Beißwenger, M.; Wojatzki, M.; and Zesch, T., eds., *Proceedings of NLP4CMC III: 3rd Workshop on Natural Language Processing for Computer-Mediated Communication*, volume 17 of *Bochumer Linguistische Arbeitsberichte*, 6–9. Bochum.
- Solopova, V.; Scheffler, T.; and Popa-Wyatt, M. 2021. A Telegram corpus for hate speech, offensive language, and online harm. *Journal of Open Humanities Data* 7.
- Struß, J. M.; Siegel, M.; Ruppenhofer, J.; Wiegand, M.; and Klenner, M. 2019. Overview of GermEval Task 2, 2019 shared task on the identification of offensive language. In *Proceedings of the 15th Conference on Natural Language Processing (KONVENS 2019)*, 354–365.
- Swamy, S. D.; Jamatia, A.; and Gambäck, B. 2019. Studying Generalisability across Abusive Language Detection Datasets. In *Proceedings of the 23rd Conference on Computational Natural Language Learning (CoNLL)*, 940–950. Hong Kong, China: Association for Computational Linguistics.
- Urman, A.; and Katz, S. 2020. What they do in the shadows: examining the far-right networks on Telegram. *Information, Communication & Society* 0(0): 1–20.
- Wich, M.; Breiting, M.; Strathern, W.; Naimarevic, M.; Groh, G.; and Pfeffer, J. 2021. Are your Friends also Haters? Identification of Hater Networks on Social Media: Data Paper. In *Companion Proceedings of the Web Conference 2021 (WWW'21 Companion)*.
- Wich, M.; Räther, S.; and Groh, G. 2021. German Abusive Language Dataset with Focus on COVID-19. In *Proceedings of the 17th Conference on Natural Language Processing (KONVENS 2021)*.
- Wiegand, M.; Siegel, M.; and Ruppenhofer, J. 2018. Overview of the germeval 2018 shared task on the identification of offensive language. In *Proceedings of the 14th Conference on Natural Language Processing (KONVENS 2018)*.
- Williams, M. L.; Burnap, P.; Javed, A.; Liu, H.; and Ozalp, S. 2020. Hate in the Machine: Anti-Black and Anti-Muslim Social Media Posts as Predictors of Offline Racially and Religiously Aggravated Crime. *The British Journal of Criminology* 60(1): 93–117.