

EQUATIONS OF MIRRORS TO LOG CALABI–YAU PAIRS VIA THE HEART OF CANONICAL WALL STRUCTURES

HÜLYA ARGÜZ

ABSTRACT. Gross and Siebert developed a program to construct a mirror family to a log Calabi–Yau pair (X, D) , consisting of a smooth projective variety X with a normal-crossing anti-canonical divisor $D \subset X$, in arbitrary dimension. This construction uses a canonical wall structure, encoding tropical analogues of all \mathbb{A}^1 -curves, which are rational stable maps to (X, D) , whose images touch D at a single point. In this paper, we provide tools to practically compute explicit equations of the mirror family in the case when X is obtained as a blow-up of a toric variety along hypersurfaces in its toric boundary, and D is the strict transform of the toric boundary. Particularly, we introduce *the heart of the canonical wall structure* associated to such pairs (X, D) , which is constructed purely combinatorially following our previous work with Mark Gross, in which we developed a combinatorial algorithm for computing \mathbb{A}^1 -curves. As an application, using the heart of the canonical wall structure we compute mirror families to blow-ups of \mathbb{P}^3 along disjoint unions of hypersurfaces. This provides the first nontrivial concrete examples of equations of mirror families to log Calabi–Yau pairs in dimensions bigger than two.

CONTENTS

1. Introduction	2
1.1. Overview	2
1.2. Background	3
1.3. Outline of the paper and main results	4
1.4. Acknowledgements	7
2. Mirrors log Calabi–Yau pairs: the toric case	7
3. Mirrors to log Calabi–Yau pairs: the general case	10
3.1. The canonical wall structure	12
3.2. Pulling singularities out from the canonical wall structure	17
3.3. Theta functions defined by broken lines	22
4. The heart of the canonical wall structure	24
4.1. The main theorem: computing theta functions via broken lines on the heart of the canonical wall structure	26
5. Examples of explicit equations for mirrors to log Calabi–Yau pairs in dimension three	31

Date: September 20, 2021.

5.1. The non-toric blow up of \mathbb{P}^3 with center a hypersurface of degree d	31
5.2. The non-toric blow up of \mathbb{P}^3 with center a union of two hypersurfaces	31
References	39

1. INTRODUCTION

1.1. **Overview.** Mirror symmetry is a phenomenon first discovered by physicists, proposing that Calabi–Yau varieties come in mirror pairs (X, X^\vee) satisfying conjectural relationships between their complex and symplectic geometries [6]. From the algebro-geometric point of view, Gross and Siebert developed a program for constructing mirror families to Calabi–Yau varieties. More recently, this construction has been extended to the set up of log Calabi–Yau pairs (X, D) , given by a smooth projective variety X along with a reduced normal-crossings anticanonical divisor D . The construction of the mirror family to (X, D) – or rather to the complement $X \setminus D$ – uses a *canonical wall structure* on an affine manifold arising as the tropicalization of (X, D) [17]. Roughly put, such a structure is a combinatorial gadget incorporating tropical analogues of all rational stable maps to (X, D) which touch D at a single point. Such maps, often referred to as \mathbb{A}^1 -curves, give rise to well defined invariants of (X, D) , and fit into the more general framework of punctured log Gromov–Witten invariants defined by Abramovich–Chen–Gross–Siebert [1, 2].

For a toric log Calabi–Yau pair (X_Σ, D_Σ) , given by a smooth toric variety X_Σ associated to a complete fan Σ in \mathbb{R}^n , along with the toric boundary divisor D_Σ , the construction of the mirror family is pretty straightforward, since there are no \mathbb{A}^1 -curves in (X_Σ, D_Σ) – any curve in a toric variety touching the boundary at one point would necessarily touch also other boundary components. Thus, toric log Calabi–Yau pairs (X_Σ, D_Σ) form one of the rare class of examples where we know how to write explicit equations for the mirror family. Beyond this, we know very few examples. So far, only in dimension two explicit equations for mirror families to few log Calabi–Yau surfaces could be computed using computer algebra [4], and in dimension three only in one case, a three dimensional analogue of the del Pezzo surface of degree 7, the mirror is understood [11].

A particular challenge to compute equations of mirror families to log Calabi–Yau pairs (X, D) in bigger generality arises due to the fact computing counts of \mathbb{A}^1 -curves which appear in the construction of the canonical wall structure is technically difficult. However, in our joint with Mark Gross [3], generalizing previous results of Gross–Pandharipande–Siebert [15] in dimension two to higher dimensions, we show that for particular types of log Calabi–Yau pairs (X, D) , given by a blow-up

$$(1.1) \quad X \longrightarrow X_\Sigma$$

of a toric log Calabi–Yau pair, where X_Σ is smooth and D is the strict transform of D_Σ , there is a purely algebraic algorithm to capture the data of \mathbb{A}^1 -curves appearing in the construction of the canonical wall structure. This algorithm uses a degeneration of X into the union of the toric variety X_Σ and some simpler components obtained as blow-ups of \mathbb{P}^1 bundles over the toric boundary. Working with such a degeneration enables us to reduce the complicated enumerative geometry of (X, D) to a toric situation, which amounts to pulling singularities out from the canonical wall structure and working with a simpler wall structure in \mathbb{R}^n . In this paper, we describe a wall structure associated to a log Calabi–Yau pair (X, D) , obtained from this simpler wall structure in \mathbb{R}^n , by eliminating from it all classes of curves which are not in X . We then show that the resulting wall structure, which we call the *heart of the canonical wall structure associated to (X, D)* , produces the correct mirror family as in [17]. The advantage of working with the heart of the canonical wall structure is that it is constructed purely combinatorially, and thus provides a combinatorial recipe to write explicitly equations for mirror families. As an application, we write explicit equations of mirrors to three dimensional log Calabi–Yau pairs obtained by non-toric blow-ups of \mathbb{P}^3 along curves contained in the toric boundary. This provides the first non-trivial examples of mirror families to log Calabi–Yau pairs in dimension bigger than two.

1.2. Background. Associated to a log Calabi–Yau pair (X, D) is its tropicalization, given by a polyhedral complex B defined similarly as in the two dimensional case in [12, §1.2]. This polyhedral complex carries the structure of an integral affine manifold with singularities, with singular locus $\Delta \subset B$. To define the canonical wall structure, one first fixes a submonoid $Q \subset N_1(X)$ containing all effective curve classes, where $N_1(X)$ denotes the abelian group generated by projective irreducible curves in X modulo numerical equivalence [14, Defn 1.8]. The canonical wall structure associated to (X, D) is then given by pairs

$$\mathfrak{D}_{(X,D)} := \{(\mathfrak{d}, f_{\mathfrak{d}})\}$$

of codimension one subsets $\mathfrak{d} \subset B$ called walls, along with attached functions $f_{\mathfrak{d}}$, called wall-crossing functions, that are elements of the completion of $\mathbf{k}[\mathcal{P}_x^+]$ at the ideal generated by $Q \setminus \{0\}$, where $\mathcal{P}_x^+ = \Lambda_x \times Q$, $x \in \text{Int}\mathfrak{d}$ is a general point and Λ is the local system of integral vector fields on $B \setminus \Delta$. These functions $f_{\mathfrak{d}}$ are explicitly given by

$$(1.2) \quad f_{\mathfrak{d}} = \exp(k_\tau N_{\tilde{\tau}} t^{\underline{\beta}} z^{-u})$$

where $\tilde{\tau} = (\tau, \underline{\beta})$ ranges over types of $\dim X - 2$ -dimensional families of tropicalizations of \mathbb{A}^1 -curves in (X, D) of class $\underline{\beta} \in H_2(X, \mathbb{Z})$. The contact order of the image of such an \mathbb{A}^1 -curve is tropically recorded in the tangent vector $u \in \Lambda_x$, for a general point $x \in \mathfrak{d}$, and k_τ is a positive integer depending only on the tropical type τ as in [16, §2.4] or [17, (3.10)]. The term $t^{\underline{\beta}} z^{-u}$ denotes the monomial in $\mathbf{k}[\Lambda_x \times Q]$ associated to $(-u, \underline{\beta})$, and the number

N_{\neq} is an invariant of (X, D) , defined via counts of all \mathbb{A}^1 -curves of contact order u , and type τ [1, 2].

A key result in our joint work with Mark Gross [3] shows that when (X, D) is a log Calabi–Yau pair obtained as a blow-up of a toric log Calabi–Yau pair (X_Σ, D_Σ) with center a union of general hypersurfaces of the toric boundary, the canonical wall structure can be constructed purely combinatorially, without using the enumerative invariants given by counts of \mathbb{A}^1 -curves. We do this by following [15], and considering a degeneration (\tilde{X}, \tilde{D}) of (X, D) obtained from a blow-up of the degeneration to the normal cone of X_Σ , with general fiber (X, D) . We then investigate the canonical wall structure associated to (\tilde{X}, \tilde{D}) , which has support in the tropicalization \tilde{B} of (\tilde{X}, \tilde{D}) . This tropicalization comes naturally with a projection map $\tilde{p} : \tilde{B} \rightarrow \mathbb{R}_{\geq 0}$. Hence, we obtain a wall structure $\mathfrak{D}_{(\tilde{X}, \tilde{D})}^1$ supported on $\tilde{B}_1 := \tilde{p}^{-1}(1)$, which is an integral affine manifold with singularities away from the origin. Localizing to the origin $0 \in \tilde{B}_1$ we obtain a wall structure

$$(1.3) \quad T_0\mathfrak{D}_{(\tilde{X}, \tilde{D})}^1 := \{(T_0\mathfrak{d}, f_{\mathfrak{d}}) \mid (\mathfrak{d}, f_{\mathfrak{d}}) \in \mathfrak{D}_{(\tilde{X}, \tilde{D})}^1, \quad 0 \in \mathfrak{d}\}$$

with support on $T_0\tilde{B}_1$, the tangent space to $0 \in \tilde{B}_1$. We then relate this wall structure via piecewise linear isomorphisms both to the canonical wall structure associated to (X, D) , and to a combinatorially constructed wall structure on (\mathbb{R}^n, Σ) . In this paper, following [3] we take as a starting point the description of $T_0\mathfrak{D}_{(\tilde{X}, \tilde{D})}^1$. By suitably modifying it to eliminate the classes of curves in $\tilde{X} \setminus X$ which appear in the wall crossing functions, we construct the heart of the canonical wall structure. We give a more detailed overview of the construction and its consequences in the next section.

1.3. Outline of the paper and main results. We structure the paper so that the reader can follow us through computations using wall structures, by starting from relatively easy situations to more technical ones, along with many examples. Therefore, we first review the construction of the coordinate ring $\mathcal{R}_{(X_\Sigma, D_\Sigma)}$ of a mirror family to a toric log Calabi–Yau pair (X_Σ, D_Σ) , by adopting the general construction of [17] to this primitive case where there are no walls – or all walls carry trivial wall crossing functions given by identity. We explain how the associated ring $\mathcal{R}_{(X_\Sigma, D_\Sigma)}$ is generated by *theta functions* (see §2). We then review the general construction of the theta functions generating the coordinate ring of the mirror to a log Calabi–Yau pair (X, D) using *broken lines* in the canonical wall structure (see §3). These are piecewise linear analogues of holomorphic discs on (X, D) , given by proper continuous maps $\beta : (-\infty, 0] \rightarrow B$ ending at $\beta(0)$, which carry monomials and allow us to trace how these monomials change each time the image of β crosses a wall while approaching $\beta(0)$ (see §3.3). In §4 we introduce the heart of the canonical wall structure, and prove our main result showing that the theta functions generating the mirror family to (X, D) can be defined using broken lines in the heart. In the final section, as the main

application of this construction, we compute the equations of the mirror in several three dimensional examples. In the remaining part we provide more details on the results we prove along the way.

First recall that to describe the canonical wall structure associated to a log Calabi–Yau pair in (X, D) , one a priori fixes a monoid $Q \subset N_1(X)$, containing all effective curve classes. However, it follows from the construction of the mirror family [12, 17], that it actually lives over a smaller base. We first provide an explicit description of this base in Definition 3.6, given by what we call the *relevant cone of curves associated to (X, D)* ,

$$\mathcal{C}(X, D) \subset N_1(X) \otimes \mathbb{R}$$

generated by the union of \mathbb{A}^1 -curves C on (X, D) and boundary curves D_ρ for all codim one strata $\rho \subset B$. Our first result shows that this cone is indeed closely related to the cone of effective curves, or the Mori cone, if X is of dimension two:

Theorem 1 (=Theorem 3.10). *Let (X, D) be a generic log Calabi–Yau pair, where X is of dimension two. Then, the relevant cone of curves $\mathcal{C}(X, D)$ in Definition 3.6 is isomorphic to the Mori cone $\text{NE}(X)$.*

Here, the notion of *genericity* for a log Calabi–Yau pair is as in Definition 3.7, which can also be found in the previous work of Gross–Hacking–Keel [13, Definition 1.5]. We would like to point that a generalization of Theorem 3.10 to higher dimensions is wrong. For instance, consider the log Calabi–Yau pair (X, D) , where X is obtained by a blowing-up 4 disjoint lines, each contained in one of the toric boundary components of \mathbb{P}^3 , and let D be the strict transform of the toric boundary. Then, since there always exists at least one line passing through the 4 lines that we blow up, there will always be at least one effective curve in the interior of X obtained as the strict transform of such a line, which does not correspond to an element of $\mathcal{C}(X, D)$. In conclusion, generally the mirror family constructed in [17] is a base change from a family over a smaller base $\text{Speck}[Q(X, D)]$, where by $Q(X, D)$ we denote the monoid of integral points in the relevant cone of curves associated to (X, D) .

Now assume we are given a log Calabi–Yau pair (X, D) obtained by a blow-up from a toric log Calabi–Yau pair. Comparing the cones of relevant curves associated to (X, D) and its degeneration (\tilde{X}, \tilde{D}) discussed above, we see that $Q(\tilde{X}, \tilde{D})$ is contained in the monoid generated by the union of $Q(X, D)$, the fiber classes $\pm F_i$'s and classes of exceptional curves $\pm E_i^j$'s. Moreover as there are no relations between the fiber classes F_i 's and the classes in $Q(X, D)$, we have a well defined morphism of monoids $Q(\tilde{X}, \tilde{D}) \rightarrow Q(X, D)$ given by setting $\pm F_i = 0$. Hence, by setting all the classes $\pm F_i = 0$ in the wall structure $T_0 \mathfrak{D}_{(\tilde{X}, \tilde{D})}^1$, we obtain a consistent wall structure defined over the localization of $Q(X, D)$ at classes of exceptional curves (see Proposition 4.3). We call this wall structure the *heart of the canonical wall structure associated to (X, D)* and denote it by $\mathfrak{D}_{(X, D)}^\heartsuit$ – see Definition 4.2.

The advantage of passing to the heart of the canonical wall structure is that it is supported on \mathbb{R}^n rather than B which carries affine singularities. Particularly, keeping track of broken lines in $\mathfrak{D}_{(X,D)}^\heartsuit$ is more convenient. Our main result shows that the broken lines on the heart of the canonical wall structure $\mathfrak{D}_{(X,D)}^\heartsuit$ define the correct theta functions generating the mirror to (X, D) :

Theorem 2 (= Theorem 4.5). *There exists a point $p_0 \in \mathbb{R}^n$, such that the ring of theta functions defined by broken lines ending at p_0 in $\mathfrak{D}_{(X,D)}^\heartsuit$ is isomorphic to the coordinate ring of the mirror to (X, D) .*

As an application using the heart of the canonical wall structure we first compute explicit equations for the mirror family to a log Calabi–Yau pair (X, D) in dimension three obtained from the blow-up of \mathbb{P}^3 with center a general degree d hypersurface on its toric boundary. In this case an explicit equation for the mirror is given by (5.2),

$$\text{Speck}[Q(X, D)][\vartheta_{e_1}, \vartheta_{e_2}, \vartheta_{e_3}, \vartheta_{e_4}] / (\vartheta_{e_1} \vartheta_{e_2} \vartheta_{e_3} \vartheta_{e_4} = (1 + t^{[-E]} \vartheta_{e_1})^{d t^{[L]}}),$$

where $Q(X, D)$ is the relevant monoid associated to (X, D) defined as in (3.5), $[L]$ is the class of a general line and $[E]$ is the class of an exceptional fiber over H . More generally, we study log Calabi–Yau pairs (X, D) obtained from a blow-up of \mathbb{P}^3 with center a disjoint union of hypersurfaces H_1 and H_2 , of degrees d_1 and d_2 respectively. In this case, writing an explicit equation for the mirror is significantly more challenging, since the walls formed using the tropicalizations of the hypersurfaces H_1 and H_2 intersect and at each such intersection there are new walls formed. Following the wall-crossing algorithm we provided in our work with Mark Gross in such higher dimensional situations [3, Theorem 1.1], we deduce that, even in the simplest case, when $d_1 = d_2 = 1$, we have infinitely many walls. Nonetheless, we observe that the product of the wall crossing functions in this case converge and we can explicitly write the limit. However, for more general d_1, d_2 it is challenging to conclude if the product of the infinitely many wall crossing functions converge. Nonetheless a key observation is that the walls accumulate nicely and eventually all have supports on part of the xy -plane in \mathbb{R}^3 . Consequently, there is always a good chamber in the consistent wall structure $\mathfrak{D}_{(X,D)}^\heartsuit$, where we can easily write the broken lines defining the theta functions generating the mirror, by avoiding to cross infinitely many walls – see §5. The equations for the mirror to (X, D) in this case are given in (5.5) by

$$\text{Speck}[Q(X, D)][\vartheta_{e_1}, \vartheta_{e_2}, \vartheta_{e_3}, \vartheta_{e_4}] / (\vartheta_{e_1} \vartheta_{e_2} \vartheta_{e_3} \vartheta_{e_4} = (1 + t^{[-E_1]} \vartheta_{e_1})^{d_1} (1 + t^{[-E_2]} \vartheta_{e_2})^{d_2} t^{[L]}),$$

where $Q(X, D)$ is the relevant monoid associated to (X, D) defined as in (3.5), $[L]$ is the class of a general line, $[E_1]$ is the class of a fiber over H_1 and $[E_2]$ is the class of a fiber over H_2 .

We note that in some situations the pairs (X, D) obtained by a blow-up of \mathbb{P}^3 with center a disjoint union of hypersurfaces of degrees d_1 and d_2 are Fano – for instance when

$d_1 = d_2 = 1$, or $d_1 = d_2 = 2$. In these cases, the sum of the theta functions we compute, which generate the mirror family, agree with the Landau–Ginzburg superpotential as computed by Coates–Corti–Galkin–Kasprzyk [8]. This verifies that the mirror families we compute in these situations are the ones expected from the point of view of Landau–Ginzburg mirror symmetry.

1.4. Acknowledgements. I thank Dan Abramovich, Pierrick Bousseau, Tom Coates, Mark Gross, and Bernd Siebert for many useful discussions. I am particularly grateful to Tom Coates, who provided the magma code to carry the wall crossing computations in dimension three. During the preparation of this paper, I received funding from the European Research Council (ERC) under the European Union’s Horizon 2020 research and innovation programme (grant agreement No. 682603) and from Fondation Mathématique Jacques Hadamard.

Conventions. For any variety X , we denote by $N_1(X)$ the abelian group generated by projective irreducible curves in X modulo numerical equivalence. Moreover, we denote by $\text{NE}(X) \subset N_1(X) \otimes_{\mathbb{Z}} \mathbb{R}$ the Mori cone, which is the cone generated by effective curves. We use the notation $\langle \rho_1, \dots, \rho_n \rangle$ for a cone in \mathbb{R}^n whose set of ray generators is $\{\rho_1, \dots, \rho_n\}$.

2. MIRRORS LOG CALABI–YAU PAIRS: THE TORIC CASE

In this section we review the construction of the mirror to log Calabi–Yau pairs in the context of the Gross–Siebert program [14, 17], by restricting attention to *toric log Calabi–Yau pairs* (X_{Σ}, D_{Σ}) given by an n -dimensional toric variety X_{Σ} associated to a complete toric fan $\Sigma \subset M_{\mathbb{R}}$, and the toric boundary divisor D_{Σ} , that is, the anti-canonical divisor formed by the union of divisors that are invariant under the torus action. To construct the mirror to such a pair we need the following data:

- The *tropicalization* of (X_{Σ}, D_{Σ}) : this is given by the pair (\mathbb{R}^n, Σ) , where Σ is naturally viewed as a *polyhedral subdecomposition* of \mathbb{R}^n .
- The monoid Q of integral points of the Mori cone $\text{NE}(X_{\Sigma})$, and a convex piecewise linear (PL) function $\bar{\varphi} : \mathbb{R}^n \rightarrow Q_{\mathbb{R}}^{\text{gp}}$, that is, a function whose restriction to each maximal cone of Σ is a linear function. Such a function is uniquely determined, up to a linear function, by specifying its *kinks* along codimension one cells of Σ . For any codimension one cell ρ of Σ the kink of $\bar{\varphi}$ which we denote by κ_{ρ} , up to a choice of sign, is given by the change of slopes of the restriction of $\bar{\varphi}$ to the maximal cells adjacent to ρ – see [14, Def. 1.6, Prop. 1.9]. There is a canonical choice for the kinks of $\bar{\varphi}$, which we use in what follows, given along each codimension one cell ρ by the corresponding curve class in X_{Σ} . In general, by the assumption of convexity of $\bar{\varphi}$ we ensure the kinks are elements of Q , rather than Q^{gp} – see [14, Definition 1.10]

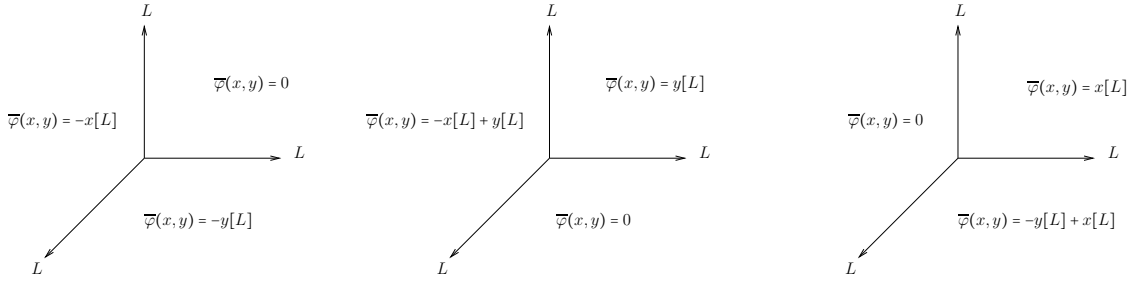


FIGURE 2.1. The possible Q -valued PL functions on the fan Σ of \mathbb{P}^2 with kinks L , and which vanish along a maximal cone.

Example 2.1. Let X_Σ be the complex projective plane \mathbb{P}^2 . The Mori cone in this case is given by $Q = \mathbb{N} = \langle [L] \rangle$. The three rays in Σ of the toric fan correspond to lines in \mathbb{P}^2 , for which we denote the associated curve class by $[L]$. Let $\bar{\varphi}$ be the PL function defined by

$$(2.1) \quad \bar{\varphi}(x, y) = \begin{cases} 0 & \text{on } \langle (1, 0), (0, 1) \rangle \\ -y[L] & \text{on } \langle (1, 0), (-1, -1) \rangle \\ -x[L] & \text{on } \langle (0, 1), (-1, -1) \rangle \end{cases}$$

The PL function $\bar{\varphi}$ has kinks $[L]$ along each of the rays of Σ . We note that specifying the kinks along each ray, determines uniquely $\bar{\varphi}$ only up to a linear function, as we can always add a multiple of a linear function and the kinks of the resulting PL function will still be the same. However, note that in addition to specifying the kinks, if we ask the PL function to vanish at a given maximal cell, then the choice is unique. We illustrate the three PL functions with kinks L , and which vanish on a maximal cell in Figure 2.1.

In the remaining part of this section, by applying the general recipe developed in [17] to toric varieties, we explain how to construct the mirror family to a toric log Calabi–Yau pair (X_Σ, D_Σ) as an affine toric variety. In this situation the mirror arises as a family with total space a toric variety, whose momentum map image is given by the polytope formed by the upper convex hull of the graph of $\bar{\varphi}$. More precisely, we define the monoid P of integral points lying above the graph of $\bar{\varphi}$ by

$$P := \{(m, \bar{\varphi}(m) + q) \mid m \in M, q \in Q\} \subset M \oplus Q^{\text{gp}}$$

The natural inclusion $Q \hookrightarrow P$ gives rise to a family

$$\text{Spec } \mathbf{k}[P] \longrightarrow \text{Spec } \mathbf{k}[Q],$$

which is declared to be the mirror family to (X_Σ, D_Σ) . Here, the ring $\mathbf{k}[P]$ is called *the ring of theta functions* [14]. Indeed, for any integral point $m \in M$, we have a regular function,

referred to as a theta function,

$$\vartheta_m = z^{(m, \bar{\varphi}(m))} \in \mathbf{k}[P]$$

on $\text{Spec } \mathbf{k}[P]$. Moreover, the set of theta functions $\{\vartheta_m\}_{m \in M}$ form a basis for $\mathbf{k}[P]$ as a $\mathbf{k}[Q]$ module. In the situation when the toric variety X_Σ is smooth, a generating set for $\mathbf{k}[P]$ as a $\mathbf{k}[Q]$ algebra is given by particular theta functions $\{\vartheta_{m_i}\}_{i \in I}$, where the set of vectors $\{m_i \mid i \in I\}$ correspond to the set of primitive generators of rays of the fan Σ . To write these functions, we fix a general point $p \in M_{\mathbb{R}}$ contained in the interior of a maximal cell of Σ , and define $\bar{\varphi}$ to be the PL function which vanishes in the maximal cell containing p . Then, we set

$$(2.2) \quad \vartheta_{m_i}(p) := z^{(m_i, \bar{\varphi}(m_i))} = z^{m_i} t^{\bar{\varphi}(m_i)} \in \mathbf{k}[P] = \mathbf{k}[M \oplus Q^{\text{gp}}].$$

Here we denote for the element $(m_i, \bar{\varphi}(m_i)) \in P$, the corresponding element in the monoid algebra by $z^{(m_i, \bar{\varphi}(m_i))} \in \mathbf{k}[P]$. Note that we have a natural splitting $P = M \oplus Q^{\text{gp}}$ since the point p is chosen in the interior of a maximal cell Σ . To distinguish between the elements of the monoid algebras associated to M and Q^{gp} , following the notational convention of [3] for $m \in M$ we denote the corresponding element in the monoid algebra by $z^m \in \mathbf{k}[M]$, and for $q \in Q^{\text{gp}}$ the corresponding element in the monoid algebra is $t^q \in \mathbf{k}[Q^{\text{gp}}]$.

Example 2.2. For $X_\Sigma = \mathbb{P}^2$, recall we have $Q := \mathbb{N} = \langle L \rangle$, where $[L]$ is the class of a line in \mathbb{P}^2 . We let $p \in \Sigma$ be a point in the positive octant. Then the \mathbb{Q} -valued PL function $\bar{\varphi}$ vanishing at p is defined in (2.1). For the generators $(1, 0)$ and $(0, 1)$ of the monoid $M = \mathbb{Z}^2$, we denote the corresponding elements in the monoid algebra $\mathbf{k}[M]$ by

$$z^{(1,0)} = x, \text{ and } z^{(0,1)} = y.$$

Then, by (2.2), the theta functions generating the coordinate ring for the mirror to (X_Σ, D_Σ) in this case are given by

$$(2.3) \quad \begin{aligned} \vartheta_{(1,0)} &= z^{(1,0)} t^{\bar{\varphi}(1,0)} = x, \\ \vartheta_{(0,1)} &= z^{(0,1)} t^{\bar{\varphi}(0,1)} = y, \\ \vartheta_{(-1,-1)} &= z^{(-1,-1)} t^{\bar{\varphi}(-1,-1)} = x^{-1} y^{-1} t^{[L]}. \end{aligned}$$

It follows from (2.3) that the mirror to (X_Σ, D_Σ) is

$$\text{Speck}[\langle L \rangle][\vartheta_{(1,0)}, \vartheta_{(0,1)}, \vartheta_{(-1,-1)}] / (\vartheta_{(1,0)} \vartheta_{(0,1)} \vartheta_{(-1,-1)} = t^L)$$

Before proceeding, we give another example of the mirror to a toric log Calabi–Yau pair in dimension three.

Example 2.3. Let $X_\Sigma = \mathbb{P}^3$. For the generators $(1, 0, 0)$, $(0, 1, 0)$ and $(0, 0, 1)$ of the monoid $M = \mathbb{Z}^3$, we denote the corresponding elements in the monoid algebra $\mathbf{k}[M]$ by

$$z^{(1,0,0)} = x, \quad z^{(0,1,0)} = y, \quad \text{and } z^{(0,0,1)} = z$$

We fix a point $p \in \Sigma$ in the interior of the positive octant, and a PL function $\bar{\varphi}$ vanishing at p defined by

$$(2.4) \quad \bar{\varphi}(x, y, z) = \begin{cases} 0 & \text{on } \langle (1, 0, 0), (0, 1, 0), (0, 0, 1) \rangle \\ -x[L] & \text{on } \langle (0, 1, 0), (0, 0, 1), (-1, -1, -1) \rangle \\ -y[L] & \text{on } \langle (1, 0, 0), (0, 0, 1), (-1, -1, -1) \rangle \\ -z[L] & \text{on } \langle (1, 0, 0), (0, 1, 0), (-1, -1, -1) \rangle \end{cases}$$

Then, using (2.2), we write the theta functions generating the coordinate ring for the mirror to (X_Σ, D_Σ) which in this case are:

$$(2.5) \quad \begin{aligned} \vartheta_{(1,0,0)} &= z^{(1,0,0)} t^{\bar{\varphi}(1,0,0)} = x, \\ \vartheta_{(0,1,0)} &= z^{(0,1,0)} t^{\bar{\varphi}(0,1,0)} = y, \\ \vartheta_{(0,0,1)} &= z^{(0,0,1)} t^{\bar{\varphi}(0,0,1)} = z, \\ \vartheta_{(-1,-1,-1)} &= z^{(-1,-1,-1)} t^{\bar{\varphi}(-1,-1,-1)} = x^{-1} y^{-1} z^{-1} t^L. \end{aligned}$$

It follows from (2.5) that the mirror to (X_Σ, D_Σ) is

$$\text{Speck}[\langle L \rangle][\vartheta_{(1,0,0)}, \vartheta_{(0,1,0)}, \vartheta_{(0,0,1)}, \vartheta_{(-1,-1,-1)}] / (\vartheta_{(1,0,0)} \vartheta_{(0,1,0)} \vartheta_{(0,0,1)} \vartheta_{(-1,-1,-1)} = t^L)$$

3. MIRRORS TO LOG CALABI–YAU PAIRS: THE GENERAL CASE

To construct mirrors to log Calabi–Yau pairs which are not toric, we need a generalization of the notion of a momentum polytope image of the mirror to a toric log Calabi–Yau pair. This is provided by the *canonical wall structure*, or the *canonical scattering diagram* [12, 14, 17]. Before describing the canonical wall structure, we first review the general definition of wall structures.

To define a wall structure associated to a log Calabi–Yau pair (X, D) , we need the data of an integral affine manifold with singularities along with a polyhedral decomposition (B, \mathcal{P}) , a toric monoid Q , and a multi-valued piecewise linear function φ with values in $Q_{\mathbb{R}}^{\text{gp}}$. We review this data in the remaining part of this section along with examples.

- (B, \mathcal{P}) : an integral affine manifold with singularities B , along with a polyhedral decomposition \mathcal{P} . In what follows we refer to cells of $\mathcal{P} \subset B$ which are of dimensions 0, 1 and n as *vertices*, *edges* and *maximal cells*. The set of k -cells are denoted by $\mathcal{P}^{[k]}$ and we write $\mathcal{P}^{\text{max}} := \mathcal{P}^{[n]}$ for the set of maximal cells. A cell $\rho \in \mathcal{P}^{[n-1]}$ only contained in one maximal cell is said to lie on the *boundary* of B , and we let ∂B be the union of all $(n-1)$ -cells lying on the boundary of B . Any cell of \mathcal{P} contained in ∂B is called a *boundary cell*. Cells not contained in ∂B are called *interior*, defining $\mathring{\mathcal{P}} \subseteq \mathcal{P}$.
- A *toric monoid* Q and a *multi-valued piecewise linear* (MVPL) function φ on $B \setminus \Delta$ with values in $Q_{\mathbb{R}}^{\text{gp}}$: Recall that a toric monoid Q is a finitely generated, integral,

saturated monoid which in addition satisfies that Q^{gp} is torsion-free. We denote by $Q_{\mathbb{R}} \subseteq Q_{\mathbb{R}}^{\text{gp}}$ the corresponding cone, that is, $Q = Q^{\text{gp}} \cap Q_{\mathbb{R}}$. We define a *multi-valued piecewise linear* (MVPL) function φ on $B \setminus \Delta$ with values in $Q_{\mathbb{R}}^{\text{gp}}$ as in [14, Def. 1.4]. This is determined by specifying a piecewise linear function φ_{ρ} on the open star $\text{Star}(\rho)$ for each codimension one cell $\rho \in \mathring{\mathcal{P}}$, well-defined up to linear functions. Such a MVPL function is determined by specifying its *kinks* $\kappa_{\rho} \in Q^{\text{gp}}$ for each codimension one cone $\rho \in \mathring{\mathcal{P}}$ defined as follows (see [14, Def. 1.6, Prop. 1.9]): Let $\rho \in \mathring{\mathcal{P}}$ be a codimension one cone and let σ, σ' be the two maximal cells containing ρ , and let φ_{ρ} be a piecewise linear function on $\text{Star}(\rho) \subset B \setminus \Delta$. An affine chart at $x \in \text{Int}\rho$ thus provides an identification $\Lambda_{\sigma} = \Lambda_{\sigma'} =: \Lambda_x$. Let $\delta : \Lambda_x \rightarrow \mathbb{Z}$ be the quotient by $\Lambda_{\rho} \subseteq \Lambda_x$. Fix signs by requiring that δ is non-negative on tangent vectors pointing from ρ into σ' . Let $n, n' \in \check{\Lambda}_x \otimes Q^{\text{gp}}$ be the slopes of $\varphi_{\rho}|_{\sigma}, \varphi_{\rho}|_{\sigma'}$, respectively. Then $(n' - n)(\Lambda_{\rho}) = 0$ and hence there exists $\kappa_{\rho} \in Q^{\text{gp}}$ with

$$(3.1) \quad n' - n = \delta \cdot \kappa_{\rho}.$$

We refer to κ_{ρ} as the *kink* of φ_{ρ} along ρ . Thus, if φ is an MVPL function, it has a well-defined kink κ_{ρ} for each such ρ , and these kinks determine φ . We assume in what follows that the MVPL function φ is *convex*, i.e., $\kappa_{\rho} \in Q \setminus \{0\}$ for all ρ .

The choice of the MVPL function φ gives rise to a local system \mathcal{P} the fitting into the exact sequence

$$(3.2) \quad 0 \rightarrow \underline{Q}^{\text{gp}} \rightarrow \mathcal{P} \rightarrow \Lambda \rightarrow 0,$$

Here $\underline{Q}^{\text{gp}}$ is the constant sheaf with stalk Q^{gp} , while Λ is the sheaf of integral tangent vectors on $B \setminus \Delta$. The sheaf \mathcal{P} contains via [14, Def. 1.16], a subsheaf $\mathcal{P}^+ \subseteq \mathcal{P}$.

- For a generic point $x \in B$ in the interior of a maximal cell $\mathcal{P}^{\text{max}} \in \mathcal{P}$, the stalk of \mathcal{P}^+ is $\mathcal{P}_x^+ = \Lambda_x \times Q$, whereas the stalk of \mathcal{P} is $\mathcal{P}_x = \Lambda_x \times Q^{\text{gp}}$.
- For a point x lies in the interior of a codimension one cell ρ which is not a boundary cell,

$$\mathcal{P}_x^+ = \{(m, (d\varphi_{\rho}|_{\sigma})(m) + q) \mid \rho \subseteq \sigma \in \mathcal{P}^{\text{max}}, m \in T_x\sigma \cap \Lambda_x, q \in Q\}.$$

Here $T_x\sigma$ denotes the tangent wedge to σ at x .

Now we are ready to define a wall structure.

Definition 3.1. Fix an integral affine manifold (possibly with singularities) along with a polyhedral decomposition (B, \mathcal{P}) , a toric monoid Q and a convex MVPL function φ with values in $Q_{\mathbb{R}}^{\text{gp}}$. Let $I \subseteq Q$ be an ideal and denote by $I_0 := \sqrt{I}$ the radical ideal of I . Assume the kinks of the MVPL function φ satisfy $z^{\kappa_{\rho}} \in I_0$. Moreover, for an element $m \in \mathcal{P}_x$, write $\bar{m} \in \Lambda_x$ for its image under the projection of (3.2). A *wall* on (B, \mathcal{P}) is a codimension one

rational polyhedral cone $\mathfrak{d} \not\subseteq \partial B$ contained in some maximal cone σ of \mathcal{P} , along with an element

$$(3.3) \quad f_{\mathfrak{d}} = \sum_{m \in \mathcal{P}_x^+, \bar{m} \in \Lambda_{\mathfrak{d}}} c_m z^m \in \mathbf{k}[\mathcal{P}_x^+]/I_x,$$

referred to as a *wall crossing function*, where $c_m \in \mathbf{k}$. Here $x \in \text{Int}(\mathfrak{d})$ and $\Lambda_{\mathfrak{d}}$ is the lattice of integral tangent vectors to \mathfrak{d} . We require that $m \in \mathcal{P}_x^+$ for all $y \in \mathfrak{d} \setminus \Delta$ when $c_m \neq 0$. We say a wall \mathfrak{d} has *direction* $v \in \Lambda_{\mathfrak{d}}$ if the attached function $f_{\mathfrak{d}}$, given as in (3.3), satisfies $\bar{m} = -kv$ for some $k \in \mathbb{N}$ whenever $c_m \neq 0$. We call a wall with direction v *incoming* if $\mathfrak{d} = \mathfrak{d} - \mathbb{R}_{\geq 0}v$. A *wall structure* or a *scattering diagram* on (B, \mathcal{P}) over Q is a finite set \mathfrak{D} of walls on B given as in (3.3), and satisfying the following conditions:

- If $\mathfrak{d} \cap \text{Int} \neq \emptyset$ then $f_{\mathfrak{d}} \equiv 1$ modulo I_0 , and
- If $\mathfrak{d} \subseteq \underline{\mathfrak{d}}$ for some subset $\underline{\mathfrak{d}}$ of B in the interior of a codimension one subset of \mathcal{P} then $f_{\mathfrak{d}} \equiv f_{\underline{\mathfrak{d}}}$ modulo I_0 .

3.1. The canonical wall structure. To define the canonical wall structure associated to a log Calabi–Yau pair (X, D) we first describe the tropicalization (B, \mathcal{P}) of (X, D) , then the monoid $Q(X, D)$ associated to (X, D) along with a $Q_{(X, D)}^{\text{gp}}$ -valued PL function on (B, \mathcal{P}) .

3.1.1. The tropicalization (B, \mathcal{P}) of (X, D) . The tropical space associated to (X, D) , or the *tropicalization of (X, D)* , is a pair (B, \mathcal{P}) consisting of an integral affine manifold with singularities B , along with a polyhedral decomposition \mathcal{P} . We describe (B, \mathcal{P}) from the data of the intersection numbers of irreducible components of D . For this, first consider $\text{Div}(X)$, which denotes the group of divisors on X , and $\text{Div}_D(X) \subseteq \text{Div}(X)$, the subgroup of divisors supported on D . Moreover, we set

$$\text{Div}_D(X)_{\mathbb{R}} = \text{Div}_D(X) \otimes_{\mathbb{Z}} \mathbb{R}.$$

Let $D = \bigcup_{i=1}^m D_i$ be the decomposition of D into irreducible components, and write $\{D_i^*\}$ for the dual basis of $\text{Div}_D(X)_{\mathbb{R}}^*$. We assume throughout that for any index subset $I \subseteq \{1, \dots, m\}$, if non-empty, $\bigcap_{i \in I} D_i$ is connected. Define the polyhedral decomposition \mathcal{P} to be the collection of cones

$$(3.4) \quad \mathcal{P} := \left\{ \sum_{i \in I} \mathbb{R}_{\geq 0} D_i^* \mid I \subseteq \{1, \dots, m\} \text{ such that } \bigcap_{i \in I} D_i \neq \emptyset \right\}.$$

Then we set

$$B := \bigcup_{\tau \in \mathcal{P}} \tau \subseteq \text{Div}_D(X)_{\mathbb{R}}^*.$$

Example 3.2. Let X be a del Pezzo surface of degree 8. Thus, X is isomorphic to the blowup $X \rightarrow \mathbb{P}^2$ in a single point, which we assume to lie in the interior of a component of the toric boundary divisor $D_{\mathbb{P}^2} \subset \mathbb{P}^2$. We set D to be the strict transform of $D_{\mathbb{P}^2}$. Then,

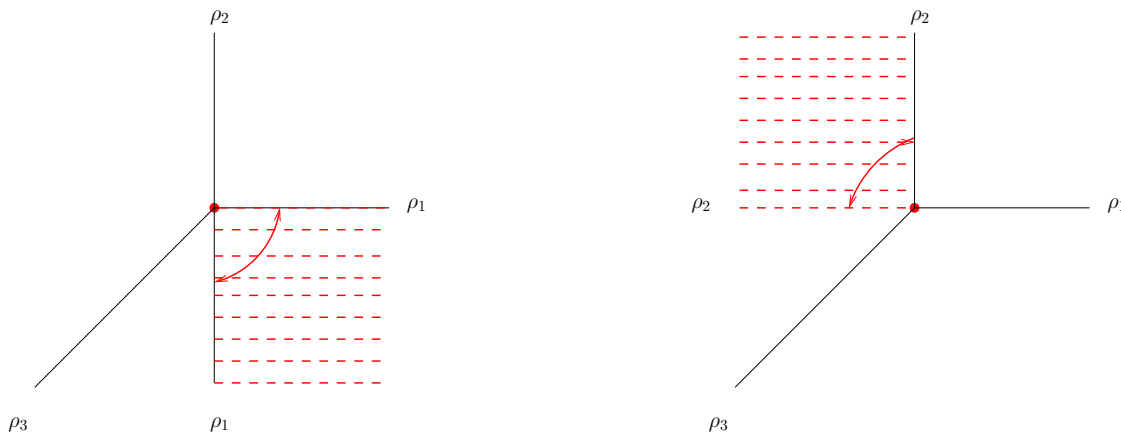


FIGURE 3.1. The two charts defining the integral affine structure on $B \setminus \{0\}$

(X, D) defines a log Calabi–Yau pair. In this case, D has 3 irreducible components with self-intersection numbers given by the tuple $(1, 1, 0)$. The associated tropical space has three maximal two dimensional cones, whose set of ray generators are given respectively by $\{\rho_1, \rho_2\}$, $\{\rho_1, \rho_3\}$ and $\{\rho_3, -\rho_2\}$, where $\rho_1 = (1, 0)$, $\rho_2 = (0, 1)$, and $\rho_3 = (-1, -1)$. We define an integral affine structure with a singularity at the origin. For this consider an open cover of $\mathbb{R}^2 \setminus \{0\}$ given by the union of the two subsets

$$U_1 = \mathbb{R}^2 \setminus \{(x, y) \mid x \geq 0 \text{ and } y \geq 0\},$$

$$U_2 = \mathbb{R}^2 \setminus \{(x, y) \mid x \geq 0 \text{ and } y \leq 0\},$$

and define the two charts for the affine structure by setting

$$\Psi(x, y) = \begin{cases} (x, y) & \text{on } U_1 \\ (2x - y, x) & \text{on } U_2 \end{cases}$$

as illustrated in Figure 3.1. Note that the matrix for the change of coordinate transformation in this case is conjugate to

$$A = \begin{pmatrix} 1 & 1 \\ 0 & 1 \end{pmatrix}$$

which represents the standard *focus-focus singularity* – see for instance [19] for further discussion on such singularities in dimension two and the affine monodromy.

The next ingredient we need to define the canonical wall structure associated to a log Calabi–Yau pair (X, D) is the toric monoid, which we denote by $Q(X, D)$ and refer to as the relevant monoid, and the data of a MVPL function with values in $Q_{\mathbb{R}}^{\text{gp}}(X, D)$, which is specified by its kinks in $Q(X, D)$.

3.1.2. *The relevant monoid $Q(X, D)$.* To define $Q(X, D)$, we first need the description of \mathbb{A}^1 -curves and boundary curves on (X, D) .

Definition 3.3. An \mathbb{A}^1 -*curve* on a log Calabi–Yau pair (X, D) is the image of a genus zero stable map to X , such that the intersection of C with D is a single point.

Observe that by the description of the tropicalization of (X, D) , it automatically follows that in the situation (X, D) is a blow-up of a toric log Calabi–Yau pair as in (1.1), any codimension one stratum on B corresponds to a rational curve in X contained in D . More generally, for any log Calabi–Yau pair (X, D) since by definition D has simple normal crossing singularities, such a strata corresponds to a smooth curve.

Example 3.4. Let X be the blow-up of a non-toric point in the interior of the toric boundary divisor in \mathbb{P}^2 . Then, an exceptional curve with class E as well as a curve with class $L - E$, where L is the class of a general line in X as illustrated in Figure 3.3 are examples of \mathbb{A}^1 -curves.

Definition 3.5. Let (X, D) be a log Calabi–Yau pair with tropicalization (B, \mathcal{P}) . We call any curve $D_\rho \subset D$ corresponding to a codimension one cell $\rho \subset B$ a boundary curve on (X, D) corresponding to ρ .

Definition 3.6. Let (X, D) be a log Calabi–Yau pair and $\mathcal{C}(X, D)$ be the cone of curves, called the *relevant cone of curves associated to (X, D)* , is the cone in $N_1(X) \otimes \mathbb{R}$ generated by the union of all \mathbb{A}^1 -curves C and boundary curves D_ρ for all codim one strata $\rho \subset B$. Let $[C]$ and $[D_\rho]$ denote the class of such curves respectively. We define the *relevant monoid associated to (X, D)* by the monoid of integral points in this cone, and denote it by

$$(3.5) \quad Q(X, D) := \langle [D_\rho], [C] \mid C \text{ is an } \mathbb{A}^1\text{-curve, } D_\rho \text{ is a boundary curve} \rangle_{\mathbb{Z}}.$$

Before proceeding, we show that in the two dimensional situation, the relevant cone of curves agrees with the Mori cone “generically”. In a moment we describe the notion of *genericity* for a log Calabi–Yau pair in dimension two. For this we first need the following definition, which can be found in [13, Definition 1.5]

Definition 3.7. Let $D^\perp \subset \text{Pic}(X)$ be the sublattice of the Picard group of X , defined by

$$D^\perp := \{ \alpha \in \text{Pic}(X) \mid \alpha \cdot [D_i] = 0 \text{ for all } i \}.$$

There is a natural *period map*

$$(3.6) \quad \begin{aligned} \phi_X : D^\perp &\longrightarrow \text{Pic}^0(D) \cong \mathbb{C}^* \\ \mathcal{L} &\longmapsto \mathcal{L}|_D \end{aligned}$$

defined by restricting a line bundle on X to D .

A key result in [13] shows that the deformation space to a log Calabi–Yau pair (X, D) is locally isomorphic to $\mathrm{Hom}(D^\perp, \mathbb{C}^*)$. Therefore, it makes sense to define a generic log Calabi–Yau pair as follows.

Definition 3.8. A log Calabi–Yau pair (X, D) , where X is of dimension two, is called generic if $\phi_X(\alpha) \neq 1$ for all $\alpha \in D^\perp$ where ϕ_X is the period map defined in (3.6).

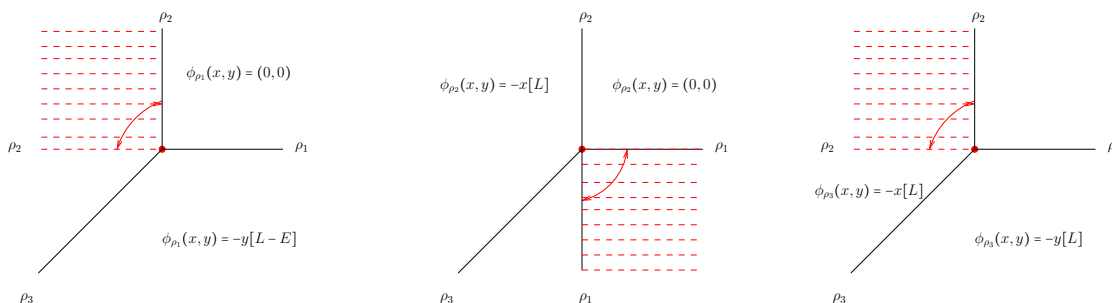
Remark 3.9. The definition of genericity we provide here is slightly different than in [13, Definition 1.4], which is equivalently stated in [13, Corollary 3.5] as the condition $\phi_X(\alpha) \neq 1$ for all $\alpha \in D^\perp$ which have self-intersection -2 . Here we require this condition for all α regardless of the self-intersection. It is also worthwhile mentioning that, frequently the term *generic* is used for the complement of finitely many objects, while here we have not finite but countably many objects, as the condition $\phi_X(\alpha) = 1$ defines in most cases an infinite union of hypersurfaces in $\mathrm{Hom}(D^\perp, \mathbb{C}^*)$. If we would consider only α with self intersection -2 we would still have countably many hypersurfaces, rather than finite. So, we inherit the abuse of the term “generic” here from [13].

Theorem 3.10. *Let (X, D) be a generic log Calabi–Yau pair, where X is of dimension two. Then, the relevant cone of curves $\mathcal{C}(X, D)$ in Definition 3.6 is isomorphic to the Mori cone $\mathrm{NE}(X)$.*

Proof. By definition as $\mathcal{C}(X, D)$ is generated by the union of boundary curves, together with \mathbb{A}^1 -curves, any element in $\mathcal{C}(X, D)$ is an element of the Mori cone $\mathrm{NE}(X, D)$. For the converse, first note that the statement can be easily verified when X is \mathbb{P}^2 or a Hirzebruch surface. In a more general situation, given any irreducible effective curve C in a generic log Calabi–Yau pair (X, D) of dimension two, we will show that it lies in $\mathcal{C}(X, D)$, by analysing the following three possible cases:

- $C \cdot K_X = 0$: Consider the line bundle $\mathcal{O}_X(C)$, which has a canonical section that vanishes exactly on C . So, as $\mathcal{O}_X(C)$ is trivial away from C , the image of it under the period map (3.6) is trivial, that is, $\phi_X(\mathcal{O}_X(C)) = 1$. Thus, in this case X is not generic.
- $C \cdot K_X < 0$: By Mori’s cone theorem, the part of the Mori cone with $K_X < 0$ is generated by extremal rays. Either these would be -1 curves or X is a Hirzebruch surface or \mathbb{P}^2 – see [10, § 5.4]. Hence, excluding the latter cases, the result follows since any -1 curve, by the adjunction formula is a rational curve intersecting D at a single point, hence is in $\mathcal{C}(X, D)$.
- $C \cdot K_X > 0$: In this case we have $C \cdot D < 0$, and hence C is enforced to be a boundary curve.

Hence, the result follows. □

FIGURE 3.2. A MVPL function $\varphi : B \setminus \{0\} \rightarrow Q$

We proceed with the description of the final ingredient needed to define the canonical wall structure.

3.1.3. *The MVPL function $\varphi : B \setminus \Delta \rightarrow Q(X, D)_{\mathbb{R}}^{\text{gp}}$.* Now we are ready to describe the MVPL function $\varphi : B \setminus \Delta \rightarrow Q(X, D)_{\mathbb{R}}^{\text{gp}}$, by specifying its kinks on codimension one cells of (B, \mathcal{P}) . There is a canonical choice of these kinks, defined as follows: for $\rho \in \mathcal{P}$ a codimension one cell in B , set the kink of φ to be

$$(3.7) \quad \kappa_{\rho} = [D_{\rho}],$$

the class of the divisor corresponding to ρ (see [3, §2.1.2] for further details). Note that fixing the kinks, uniquely determines φ up to a linear function. Before proceeding, we provide an example of a multi-valued PL function.

Example 3.11. Let (B, \mathcal{P}) be the tropical space as in Example 3.2, associated to the log Calabi–Yau pair (X, D) , where X is a non-toric blow up of \mathbb{P}^2 . To define a MVPL function on $B \setminus \{0\}$ it suffices to define a piecewise linear function on the neighbourhoods given by the open stars of each of the three rays ρ_i , for $1 \leq i \leq 3$. These functions, up to linear functions are defined by specifying the kinks $[L] \in Q$, given by the class of a general line in X , along each ray ρ_2 and ρ_3 , and $[L-E] \in Q$ along ρ_1 where $[E]$ stands for the class of the exceptional fiber. We illustrate these three functions, denoted by φ_{ρ_i} for $1 \leq i \leq 3$, in Figure 3.2. Note that in their domains of intersections, for instance ρ_i and ρ_j may take different values, as ρ is indeed ”multi-valued”.

Now, we are ready to define the canonical wall structure associated to (X, D) following [3, § 2.4], or [17]. We let (X, D) be a log Calabi–Yau pair with tropicalization (B, \mathcal{P}) , and $Q(X, D)$ the relevant monoid associated to (X, D) defined as in (3.5). We also fix a MVPL function with kinks defined canonically as in (3.7). The *canonical wall structure* associated to (X, D) is a wall structure over $Q(X, D)$ with support in (B, \mathcal{P}) , where for each wall \mathfrak{d} , the attached wall crossing function is concretely given by (1.2). Note that, for every ideal $I \subseteq Q$ such that $\sqrt{I} = Q \setminus \{0\}$, considering the wall crossing functions modulo I_x , the canonical wall structure is a wall structure in the sense of Definition 3.1, that is, with

finitely many walls. If we do not work modulo such ideal I , the canonical wall structure might contain infinitely many walls.

Example 3.12. The canonical wall structure associated to the blow-up of \mathbb{P}^2 at a non-toric point is illustrated on the left hand side of Figure 3.4.

3.2. Pulling singularities out from the canonical wall structure. In this section we review how to “pull out” the discriminant locus of the canonical wall structure associated to a log Calabi–Yau pair (X, D) , obtained from a toric log Calabi–Yau pair (X_Σ, D_Σ) by a blow-up as in (1.1). We denote the center of the blow-up $X \rightarrow X_\Sigma$, given by a disjoint union of smooth hypersurfaces, by $H = H_1 \cup \dots \cup H_s$, where $H_i \subset D_{\rho_i}$, for the toric divisor D_{ρ_i} corresponding to a choice of ray $\rho_i \in \Sigma$. We further write

$$(3.8) \quad H_i = \bigcup_{j=1}^{s_i} H_{ij},$$

for the decomposition of H_i into its connected components. The main result of [3] provides a combinatorial algorithm to construct the canonical wall structure $\mathfrak{D}_{(X,D)}$ associated to (X, D) from a *toric wall structure* $\mathfrak{D}_{(X_\Sigma, H)}$ in \mathbb{R}^n , obtained from the data of X_Σ and H . We show that this toric wall structure, in rough terms, encodes all the data of the canonical wall structure with its singularities are pulled out. We first provide a precise description of the toric wall structure $\mathfrak{D}_{(X_\Sigma, H)}$, and then explain how to obtain the canonical wall structure associated to (X, D) from it in the remaining part of this section. For details, we refer to [3].

3.2.1. *The toric wall structure.* Let

$$P = M \oplus \bigoplus_{i=1}^s \mathbb{N}^{s_i},$$

where M is the cocharacter lattice associated with X_Σ , and let P^\times be the group of units of P . Consider the ideal $\mathfrak{m}_P = P \setminus P^\times$, and denote by $\widehat{\mathbf{k}[P]}$ the completion of $\mathbf{k}[P]$ with respect to \mathfrak{m}_P . We denote the generators of \mathbb{N}^{s_i} by e_{i1}, \dots, e_{is_i} , and set

$$(3.9) \quad t_{ij} := z^{e_{ij}} \in \widehat{\mathbf{k}[P]}.$$

We first describe the initial wall structure $\mathfrak{D}_{(X_\Sigma, H), \text{in}}$ whose walls are codimension one subsets of \mathbb{R}^n called *widgets*, associated to the tropical hypersurfaces corresponding to H_{ij} . We review the description of tropical hypersurfaces and widgets below. For details, see [3, §5.1.2].

Definition 3.13. A *tropical hypersurface* in $M_{\mathbb{R}}$ is a fan \mathfrak{T} in $M_{\mathbb{R}}$ whose support $|\mathfrak{T}|$ is pure dimension $\dim M_{\mathbb{R}} - 1$, along with a positive integer weight attached to each cone of \mathfrak{T} of dimension $\dim M_{\mathbb{R}} - 1$, which satisfies the following balancing condition. For every $\omega \in \mathfrak{T}$ of dimension $\dim M_{\mathbb{R}} - 2$, let γ be a loop in $M_{\mathbb{R}} \setminus \omega$ around an interior point of ω ,

intersecting top-dimensional cones $\sigma_1, \dots, \sigma_p$ of \mathfrak{T} of weights w_1, \dots, w_p . Let $n_i \in N$ be the primitive element associated with the crossing of σ_i by γ in the usual convention. Then

$$\sum_{i=1}^p w_i n_i = 0.$$

Definition 3.14. Suppose we are given

- (1) A complete toric fan Σ in $M_{\mathbb{R}}$.
- (2) A ray $\rho_0 \in \Sigma$ with primitive generator $m_0 \in M \setminus \{0\}$.
- (3) A tropical hypersurface \mathfrak{T} in $(M/\mathbb{Z}m_0) \otimes_{\mathbb{Z}} \mathbb{R}$ with support contained in the union of codimension one cones of the quotient fan $\Sigma(\rho_0)$.
- (4) An element $f_0 \in \widehat{\mathbf{k}[P]}$ such that $f_0 = \sum c_m z^m$ with $r(m)$ positively proportional to m_0 .

Let $\pi : M_{\mathbb{R}} \rightarrow M_{\mathbb{R}}/\mathbb{R}m_0$ be the projection. Then the *widget* associated to this data is the wall structure

$$\mathfrak{D}_{m_0} := \{(\mathfrak{d}_{\sigma}, f_0^{w_{\sigma}}) \mid \sigma \in \mathfrak{T}_{\max}\},$$

where \mathfrak{d}_{σ} is the unique codimension one cell of Σ containing $\mathbb{R}_{\geq 0}m_0$ and with $\pi(\mathfrak{d}_{\sigma}) = \sigma$.

Now, we are ready to define the initial wall structure. We let \mathfrak{D}_{m_i} be a widget associated to a primitive vector $m_i \in M \setminus \{0\}$, for $i \in 1, \dots, s$. We define the initial wall structure by

$$\mathfrak{D}_{(X_{\Sigma}, H), \text{in}} := \left(\bigcup_{i=1}^n \mathfrak{D}_{m_i}, (1 + t_{ij} z^{m_i})^{a_{ij}} \right),$$

where the powers $a_{ij} \in \mathbb{N}$ correspond to intersection numbers of the hypersurfaces H_{ij} with the toric boundary components of D_i – see [3, § 5.1] for details. We describe the *consistent* wall structure $\mathfrak{D}_{(X_{\Sigma}, H)}$ obtained from $\mathfrak{D}_{(X_{\Sigma}, H), \text{in}}$ in a moment, after reviewing the notion of consistency for a wall structure.

3.2.2. The notion of consistency. In this section we shortly review the notion of path-ordered products and consistency for a wall structure \mathfrak{D} , after setting up a couple of necessary notations. If $\mathfrak{D} = \cup(\mathfrak{d}, f_{\mathfrak{d}})$ is a wall structure on (B, \mathcal{P}) , we define the *support* and the *singular locus* in \mathfrak{D} respectively by

$$\begin{aligned} \text{Supp}(\mathfrak{D}) &:= \bigcup_{\mathfrak{d}} \mathfrak{d}, \\ \text{Sing}(\mathfrak{D}) &:= \Delta \cup \bigcup_{\mathfrak{d}} \partial \mathfrak{d} \cup \bigcup_{\mathfrak{d}, \mathfrak{d}'} (\mathfrak{d} \cap \mathfrak{d}'), \end{aligned}$$

where the last union is over all pairs of walls $\mathfrak{d}, \mathfrak{d}'$ with $\mathfrak{d} \cap \mathfrak{d}'$ codimension at least two. In particular, $\text{Sing}(\mathfrak{D})$ is a codimension at least two subset of B .

Let $\gamma : [0, 1] \rightarrow \text{Int}(\sigma)$ be a piecewise smooth path whose image is disjoint from $\text{Sing}(\mathfrak{D})$. Further, assume that γ is transversal to $\text{Supp}(\mathfrak{D})$, in the sense that if $\gamma(t_0) \in \mathfrak{d} \in \mathfrak{D}$, then there is an $\epsilon > 0$ such that $\gamma((t_0 - \epsilon, t_0))$ lies on one side of \mathfrak{d} and $\gamma((t_0, t_0 + \epsilon))$ lies on the other. Assuming that $\gamma(t_0) \in \mathfrak{d}$, we associate a *wall-crossing* homomorphism $\theta_{\gamma, \mathfrak{d}}$ as

follows. Let $n_{\mathfrak{d}}$ be a generator of $\Lambda_{\mathfrak{d}}^{\perp} \subseteq \check{\Lambda}_x = \text{Hom}(\Lambda_x, \mathbb{Z})$ for some $x \in \text{Int}\mathfrak{d}$, with $n_{\mathfrak{d}}$ positive on $\gamma((t_0 - \epsilon, t_0))$. Then define

$$(3.10) \quad \theta_{\gamma, \mathfrak{d}} : z^m \mapsto f_{\mathfrak{d}}^{\langle n_{\mathfrak{d}}, \bar{m} \rangle} z^m.$$

We may now define the *path-ordered product*

$$\theta_{\gamma, \mathfrak{D}} := \theta_{\gamma, \mathfrak{d}_s} \circ \cdots \circ \theta_{\gamma, \mathfrak{d}_1},$$

where $\mathfrak{d}_1, \dots, \mathfrak{d}_s$ is a complete list of walls traversed by γ , in the order traversed.

Definition 3.15. A *joint* is a codimension two polyhedral subset of B contained in the intersection of $\text{Sing}(\mathfrak{D})$ with some $\sigma \in \mathcal{P}^{\max}$, such that for $x \in \text{Int}(j)$, the set of walls $\{\mathfrak{d} \in \mathfrak{D} \mid x \in \mathfrak{d}\}$ is independent of x . Further, a joint must be a maximal subset with this property. A wall structure is said to be *consistent* if all path ordered products along any sufficiently small loop around a joint is identity.

In [3, Theorem 5.6], we prove the higher dimensional analogue of the Kontsevich–Soibelman Lemma [18]:

Theorem 3 (Argüz–Gross). *There is a consistent wall structure $\mathfrak{D}_{(X_{\Sigma}, H)}$ containing $\mathfrak{D}_{(X_{\Sigma}, H), \text{in}}$ such that $\mathfrak{D}_{(X_{\Sigma}, H)} \setminus \mathfrak{D}_{(X_{\Sigma}, H), \text{in}}$ consists only of non-incoming walls. Further, this wall structure is unique up to equivalence.*

3.2.3. *From $\mathfrak{D}_{(X_{\Sigma}, H)}$ to $\mathfrak{D}_{(X, D)}$.* To compare $\mathfrak{D}_{(X_{\Sigma}, H)}$ with the canonical wall structure associated to (X, D) , first note that there is a natural piecewise-linear isomorphism

$$\Upsilon : (M_{\mathbb{R}}, \Sigma) \rightarrow (B, \mathcal{P}).$$

The existence of such a piecewise linear isomorphism follows from the definition of the tropicalization of (X, D) and we refer to [3, §6] for details. Now let E_i^j denote an exceptional curve of the blow-up over the hypersurface H_{ij} . There is a natural splitting

$$N_1(X) = N_1(X_{\Sigma}) \oplus \bigoplus_{ij} \mathbb{Z}E_i^j,$$

in which $N_1(X_{\Sigma})$ is identified with the set of curve classes in $N_1(X)$ with intersection number zero with all exceptional divisors. We will define $\Upsilon(\mathfrak{d}, f_{\mathfrak{d}})$, to describe a wall of $\mathfrak{D}_{(X, D)}$ on B . This definition depends on whether $(\mathfrak{d}, f_{\mathfrak{d}})$ is incoming or not.

If the wall is incoming, then by construction of $\mathfrak{D}_{(X_{\Sigma}, H)}$ it is of the form $(\mathfrak{d}, (1 + t_{ij} z^{m_i})^{w_{ij}})$ for some positive integer w_{ij} . As m_i is tangent to the cone of Σ containing \mathfrak{d} and Υ is piecewise linear with respect to Σ , $\Upsilon_*(m_i)$ makes sense as a tangent vector to B . We then define

$$\Upsilon(\mathfrak{d}, (1 + t_{ij} z^{m_i})^{w_{ij}}) = (\Upsilon(\mathfrak{d}), (1 + t_{ij}^j z^{-\Upsilon_*(m_i)})^{w_{ij}}).$$

If the wall \mathfrak{d} is not incoming, then still the attached function $f_{\mathfrak{d}}$ is necessarily a power-series in the expression $\prod_{i,j} (t_{ij} z^{m_i})^{a_{ij}}$, for some positive integers a_{ij} . We assume after refining

the walls of $\mathfrak{D}_{(X_\Sigma, H)}$ that $\mathfrak{d} \subseteq \sigma \in \Sigma$. Then the data $\mathbf{A} = \{a_{ij}\}$ determines a curve class $\bar{\beta}_{\mathbf{A}} \in N_1(X_\Sigma)$ as follows. Up to a linear function, there exists a unique piecewise linear function

$$\psi: M_{\mathbb{R}} \rightarrow N_1(X_\Sigma) \otimes \mathbb{R}$$

with kink along a codimension one cone ρ being the class of the corresponding one-dimensional stratum $D_\rho \subset X$. Then, we define

$$\bar{\beta}_{\mathbf{A}} := \psi\left(-\sum_{i,j} a_{ij} m_i\right) + \sum_{i,j} \psi(a_{ij} m_i).$$

Under the inclusion $N_1(X_\Sigma) \hookrightarrow N_1(X)$ given by the above mentioned splitting, we may view $\bar{\beta}_{\mathbf{A}, \sigma}$ as a curve class in $N_1(X)$, which we also denote by $\bar{\beta}_{\mathbf{A}, \sigma}$. We then obtain a curve class

$$\beta_{\mathbf{A}} = \bar{\beta}_{\mathbf{A}} - \sum_{ij} a_{ij} E_i^j.$$

Further, as $m_{\text{out}} := -\sum_{ij} a_{ij} m_i$ is tangent to the cone of Σ containing \mathfrak{d} , as before $\Upsilon_*(m_{\text{out}})$ makes sense as a tangent vector to B . We may thus define the wall

$$(3.11) \quad \Upsilon(\mathfrak{d}, f_{\mathfrak{d}}) = (\Upsilon(\mathfrak{d}), f_{\mathfrak{d}}(t^{\beta_{\mathbf{A}}} z^{-\Upsilon_*(m_{\text{out}})})).$$

We then define

$$\Upsilon(\mathfrak{D}_{(X_\Sigma, H)}) := \{\Upsilon(\mathfrak{d}, f_{\mathfrak{d}}) \mid (\mathfrak{d}, f_{\mathfrak{d}}) \in \mathfrak{D}_{(X_\Sigma, H)}\}.$$

A key result in [3, Theorem 6.1], then states:

Theorem 4 (Argüz–Gross). $\Upsilon(\mathfrak{D}_{(X_\Sigma, H)})$ is equivalent to $\mathfrak{D}_{(X, D)}$.

Here, two wall structures are equivalent if they induce the same wall-crossing automorphisms. In the remaining part of this section, we summarise the proof.

To prove Theorem 4, we first consider a degeneration (\tilde{X}, \tilde{D}) over $\mathbb{A}^1 = \text{Spec} \mathbf{k}[t]$ obtained from a blow-up of the degeneration to the normal cone of X_Σ , with general fiber (X, D) , and central fiber given by

$$(3.12) \quad X_\Sigma \cup \bigcup_{i=1}^s \text{Bl}_{H_i}(\mathbb{P}(\mathcal{N}_{D_{\rho_i}}|_{X_\Sigma} \oplus \mathcal{O}_{D_{\rho_i}}))$$

We then describe the canonical wall structure associated to the total space (\tilde{X}, \tilde{D}) . This wall structure has support in the tropicalization \tilde{B} of (\tilde{X}, \tilde{D}) , which comes naturally with a projection map to the tropicalization of $\text{Spec} \mathbf{k}[t]$,

$$\tilde{p}: \tilde{B} \rightarrow \mathbb{R}_{\geq 0}.$$

Hence, we obtain a wall structure $\mathfrak{D}_{(\tilde{X}, \tilde{D})}^1$ supported on $\tilde{B}_1 := \tilde{p}^{-1}(1)$, which is an integral affine manifold with singularities away from the origin. We use the notation \mathcal{P}_1 to denote

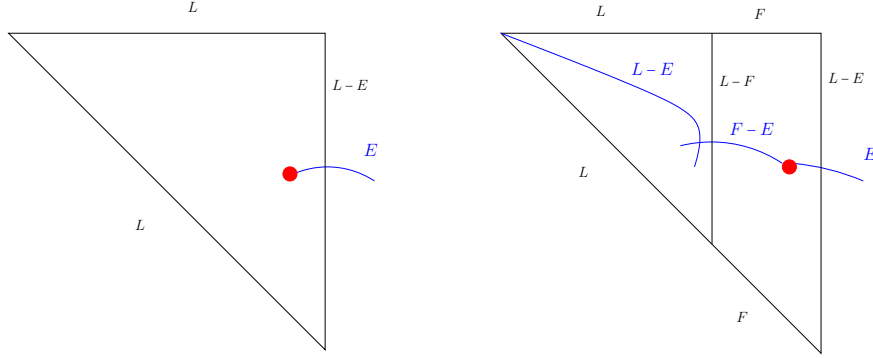


FIGURE 3.3. The momentum polytope picture associated to X , the blow-up of \mathbb{P}^2 at a non-toric point, on the left and the central fiber of the degeneration of \tilde{X} of X on the right. The curve classes corresponding to one dimensional cells are drawn in black. The exceptional curve E illustrated on the left contributes to the canonical wall structure of (X, D) , while the curves illustrated on the right contribute to the canonical wall structure of the degeneration (\tilde{X}, \tilde{D}) .

the restriction of the polyhedral decomposition $\tilde{\mathcal{P}}$ on \tilde{B} to \tilde{B}_1 . Localizing to the origin $0 \in \tilde{B}_1$ we obtain a wall structure

$$(3.13) \quad T_0\mathfrak{D}_{(\tilde{X}, \tilde{D})}^1 := \{(T_0\mathfrak{d}, f_{\mathfrak{d}}) \mid (\mathfrak{d}, f_{\mathfrak{d}}) \in \mathfrak{D}_{(\tilde{X}, \tilde{D})}^1, \quad 0 \in \mathfrak{d}\}$$

where $T_0\tilde{B}_1$ denotes the tangent space to $0 \in \tilde{B}_1$ (see [3, §5]). We then show that there is a natural piecewise linear isomorphism $\nu : M_{\mathbb{R}} \rightarrow T_0\tilde{B}_1$, which induces an equivalence between $T_0\mathfrak{D}_{(\tilde{X}, \tilde{D})}^1$ and $\mathfrak{D}_{(X_{\Sigma}, H)}$.

At a second step we consider the asymptotic wall structure $\mathfrak{D}_{(\tilde{X}, \tilde{D})}^{1, \text{as}}$, defined by

$$(3.14) \quad \mathfrak{D}_{(\tilde{X}, \tilde{D})}^{1, \text{as}} := \{(\mathfrak{d} \cap \tilde{B}_0, f_{\mathfrak{d}}) \mid (\mathfrak{d}, f_{\mathfrak{d}}) \in \mathfrak{D}_{(\tilde{X}, \tilde{D})}^1 \text{ with } \dim \mathfrak{d} \cap \tilde{B}_0 = n - 1\}.$$

We show that $\mathfrak{D}_{(\tilde{X}, \tilde{D})}^{1, \text{as}}$ is equivalent to $\iota(\mathfrak{D}_{(X, D)})$ – here we view the canonical wall structure $\mathfrak{D}_{(X, D)}$ as a wall structure that is embedded into $\mathfrak{D}_{(\tilde{X}, \tilde{D})}$, which we denote by $\iota(\mathfrak{D}_{(X, D)})$. Finally, we show that there is a natural piecewise-linear isomorphism $\mu : M_{\mathbb{R}} \rightarrow \tilde{B}_0 = \tilde{p}^{-1}(0) \cong B$ which induces the equivalence of wall structures $\mu(T_0\mathfrak{D}_{(\tilde{X}, \tilde{D})}^1)$ and $\mathfrak{D}_{(\tilde{X}, \tilde{D})}^{1, \text{as}}$, and hence $\iota(\mathfrak{D}_{(X, D)})$. The map Υ is then given by the composition $\Upsilon = \mu \circ \nu$.

Example 3.16. Let X be the blow-up of a non-toric point in the interior of the boundary divisor $D_{\Sigma} \subset \mathbb{P}^2$, and D be the strict transform of D_{Σ} . The central fiber of the degeneration \tilde{X} of X is then given as a union of \mathbb{P}^2 and the Hirzebruch surface $F_1 = \mathbb{P}(\mathcal{O} \oplus \mathcal{O}(-1))$, as illustrated in Figure 3.3 A possible choice for the piecewise linear function ψ is $\psi(x, y) = 0$ on the cone $\langle (1, 0), (0, 1) \rangle$, $\psi(x, y) = -xL$ on the cone $\langle (0, 1), (-1, -1) \rangle$, $\psi(x, y) = -yL$ on the cone $\langle (0, 1), (-1, -1) \rangle$, where L is the class of a line in \mathbb{P}^2 , generating $NE(\mathbb{P}^2)$. We

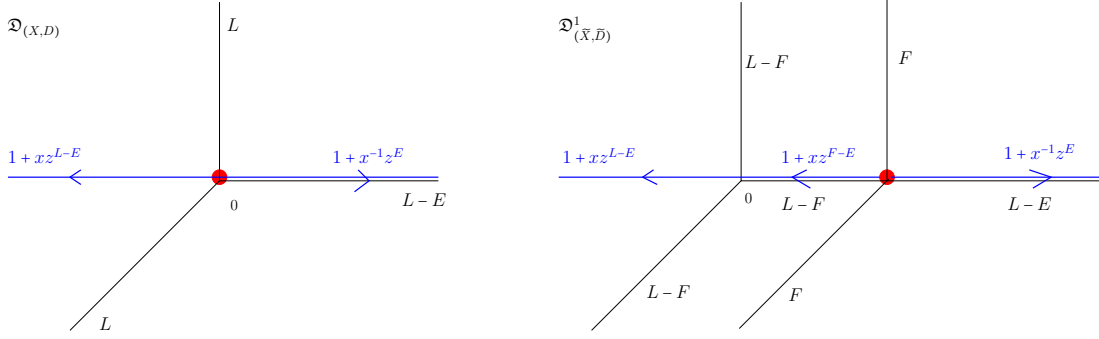


FIGURE 3.4. The canonical wall structure $\mathfrak{D}_{(X,D)}$ associated to the blow up of \mathbb{P}^2 at a single non-toric point on the left, the height one slice of the canonical wall structure $\mathfrak{D}_{(\tilde{X},\tilde{D})}^1$ associated to the degeneration (\tilde{X},\tilde{D}) in the right. Here walls and attached functions are in blue and the one cells of the polyhedral decomposition as well as kinks of the PL functions on them are in black.

have $m_1 = (1, 0)$ and $m_2 = (0, 1)$. So, when applying Υ to the function $1 + t_1x = 1 + t_1z^{m_1}$ attached to a non incoming wall, we obtain $1 + xt^{\bar{\beta}_{\mathbf{A}}}$, where $\beta_{\mathbf{A}} = \bar{\beta}_{\mathbf{A}} - E$, and

$$\bar{\beta}_{\mathbf{A}} = \psi(-m_1) + \psi(m_1) = L + 0 = L.$$

In other words, the function $1 + t_1x$ attached to a non incoming wall becomes $1 + xt^{L-E}$. We illustrate the canonical wall structure associated to (X, D) , and the height one slice of the canonical wall structure associated to the degeneration (\tilde{X}, \tilde{D}) in Figure 3.4.

3.3. Theta functions defined by broken lines. As shown in [14], the mirror to a log Calabi–Yau pair (X, D) – or rather the mirror to the complement $X \setminus D$ is a family $\text{Spec} \mathcal{R}_{X^\vee}$ over $\text{Spec} \mathbf{k}[Q(X, D)]$, where \mathcal{R}_{X^\vee} denotes the *ring of theta functions* associated to (X, D) . The generators of this ring, referred to as theta functions, are defined combinatorially via broken lines in the canonical wall structure $\mathfrak{D}_{(X,D)}$. Below we first review the definition of broken lines. In what follows, we show that the generators of the ring of theta functions for the mirror to a log Calabi–Yau pair (X, D) as in (1.1) can actually be obtained by studying broken lines in the “heart” of the canonical wall structure. This will allow us to compute the theta functions concretely, and to obtain concrete equations for the mirrors.

To define broken lines on (B, \mathcal{P}) we need some notations for the local rings defined by considering the monoids over the graphs of the MVPL function φ on B discussed in §3.1. As the restriction of such a function to maximal cells is linear, the monoid above the graph of such a cell takes a rather simple form. Indeed, for a maximal cell $\sigma \in \mathcal{P}^{\max}$ with $x \in \text{Int}(\sigma)$, we set

$$(3.15) \quad R_\sigma := \mathbf{k}[\mathcal{P}_x^+]/I_x = (\mathbf{k}[Q]/I)[\Lambda_\sigma]$$

where we have a natural splitting $\mathcal{P}_x^+ = \Lambda_x \times Q$. On the other hand, for a codimension one cell ρ of \mathcal{P} not contained in the boundary of B , we set $R_\rho := \mathbf{k}[\mathcal{P}_x^+]/I_x$, for $x \in \text{Int}(\rho)$. However, in this case the description of \mathcal{P}_x^+ requires some more care, and involves the kinks of β – see [3, Equation (2.13)] for details. Now, we are ready to define broken lines.

Definition 3.17. Let Q be a toric monoid and \mathfrak{D} a wall structure over Q with support in (B, \mathcal{P}) . A *broken line* in \mathfrak{D} is a piecewise linear continuous directed path

$$(3.16) \quad \beta: (-\infty, 0] \longrightarrow B \setminus \text{Sing}(\mathfrak{D})$$

with $\beta(0) \notin \text{Supp}(\mathfrak{D})$ and whose image consists of finitely many line segments L_1, L_2, \dots, L_N , such that $\dim L_i \cap \mathfrak{d} = 0$ for any wall $\mathfrak{d} \in \mathfrak{D}$, and each L_i is compact except L_1 . Further, we require that each $L_i \subseteq \sigma_i$ for some $\sigma_i \in \mathcal{P}^{\max}$. To each such segment we assign a monomial

$$m_i := \alpha_i z^{(v_i, q_i)} \in \mathbf{k}[\Lambda_{L_i} \oplus Q^{\text{gp}}].$$

Here Λ_{L_i} , as usual, denotes the group of integral tangent vectors to L_i and is hence a rank one free abelian group. Each v_i is non-zero and tangent to L_i , with $\beta'(t) = -v_i$ for $t \in (-\infty, 0]$ mapping to L_i . We require $\alpha_1 = 1$ and set $m_1 = z^{(v_1, 0)}$. We refer to v_1 as the *asymptotic direction* of the broken line, and to $\beta(0)$ as the *end-point*. Given L_i and its attached monomial m_i , we determine L_{i+1} and m_{i+1} as follows. Let L_i be the image under β of an interval $[t_{i-1}, t_i] \subset (-\infty, 0]$. Let $I = [t_i - \epsilon, t_i + \epsilon]$ be an interval with ϵ chosen sufficiently small so that $\beta([t_i - \epsilon, t_i])$ and $\beta([t_i, t_i + \epsilon])$ are disjoint from $\text{Supp}(\mathfrak{D})$. There are two cases:

- $\beta(t_i) \in \text{Int}(\sigma_i)$ for $\sigma_i \in \mathcal{P}^{\max}$. Then we obtain a wall-crossing automorphism $\theta_{\beta|_I, \mathfrak{D}} : R_{\sigma_i} \rightarrow R_{\sigma_i}$, and m_i may be viewed as an element of R_{σ_i} via the inclusion $\Lambda_{L_i} \subseteq \Lambda_{\sigma_i}$. We expand $\theta_{\beta|_I, \mathfrak{D}}(m_i)$ as a sum of monomials with distinct exponents, and require that m_{i+1} be one of the terms in this sum.
- $\beta(t_i) \in \text{Int}(\rho)$ for $\rho \in \mathcal{P}$ a codimension one cell. If $y = \beta(t_i - \epsilon)$, $y' = \beta(t_i + \epsilon)$, $x = \beta(t_i)$, we may view $(v_i, q_i) \in \mathcal{P}_y^+$. By parallel transport to x along β , we may view $(v_i, q_i) \in \mathcal{P}_x$. In fact, $(v_i, q_i) \in \mathcal{P}_x^+$ by the assumption that $\beta'(t_i - \epsilon) = -v_i$ and [3, Proposition 2.7]. Thus, we may view $m_i \in R_\rho$, and then m_{i+1} is required to be a term in $\theta_{\beta|_I, \mathfrak{D}}(m_i)$. A priori, $m_{i+1} \in R_\rho$, but it may be viewed as a monomial in $R_{\sigma_{i+1}}$ by parallel transport to y' .

We call the monomial $a_N z^{(v_N, q_N)}$, carried by the final segment L_N of a broken line β the *final monomial* carried by β . If $v_1 = \dots = v_N$ we say β is *never-bending*.

Definition 3.17, roughly put, says that a broken line β with asymptotic direction v , starts its life coming from infinity with a monomial $z^{(v, 0)}$ and ends at a fixed endpoint in B . Each time β crosses a wall of \mathfrak{D} it either goes straight, or bends in the direction of the wall. If it goes without bending it only may get a contribution from the kink of the PL function,

otherwise when it bends the monomial $z^{(v,0)}$ gets multiplied with the monomial term in the wall crossing function attached to the wall.

Now we are ready to define theta functions from broken lines following [14, § 3.3].

Definition 3.18. Let \mathfrak{D} be a wall structure over Q with support (B, \mathcal{P}) . Fix a general point p in the interior of a cell $\sigma \in \mathcal{P}^{\max}$. Let $m \in B$ be an asymptotic direction for \mathcal{P} , that is, a direction of an unbounded ray of \mathcal{P} . Then, the *theta function defined by broken lines in \mathfrak{D} with asymptotic direction m and end point p* is defined by

$$(3.17) \quad \vartheta_m(p) := \sum_{\beta} a_N z^{(v_N, q_N)} \in R_{\sigma}$$

where the sum runs over all broken lines β with asymptotic direction m , and end-point p , and $a_N z^{(v_N, q_N)}$ are the corresponding final monomials, as in Definition 3.17.

Given a log Calabi–Yau pair (X, D) with tropicalization (B, \mathcal{P}) , it is shown in [14, § 3.3] that the theta functions defined by the broken lines in the canonical wall structure $\mathfrak{D}_{(X,D)}$, with end-point at a general fixed point and asymptotic directions given by asymptotic directions of \mathcal{P} , form the generators for the coordinate ring for the mirror to (X, D) . This is easy to verify for the case of a toric log Calabi–Yau pair (X_{Σ}, D_{Σ}) – in this situation we view the tropicalization (\mathbb{R}^n, Σ) endowed with the data of a PL function as discussed in §2 a trivial wall structure, where the wall crossing functions on all walls given by codimension one cells of Σ , are identity.

Example 3.19. The theta functions generating the mirror to the toric log Calabi–Yau pair (X_{Σ}, D_{Σ}) for $X_{\Sigma} = \mathbb{P}^2$, defined by never-bending broken lines are illustrated in Figure 3.5. Note that they agree with the theta functions in (2.3), defined without using broken lines.

Generally, due to the existence of the discriminant locus in the tropicalization (B, \mathcal{P}) of a non-toric log Calabi–Yau pair (X, D) , it is challenging keeping track of all broken lines defining theta functions. In the following section, we show that in the situation when (X, D) arises as a blow-up as in (1.1), the generators of the coordinate ring to the mirror of (X, D) are given by broken lines in *the heart of the canonical wall structure associated to (X, D)* , and these are easier to keep track of.

4. THE HEART OF THE CANONICAL WALL STRUCTURE

Let (X, D) be a log Calabi–Yau pair obtained as a blow-up of a toric pair as in (1.1), (\tilde{X}, \tilde{D}) its degeneration described in §3.2.3. Recall that the corresponding wall structure $T_0\mathfrak{D}_{(\tilde{X}, \tilde{D})}^1$ in (3.13) is obtained by restricting the canonical wall structure of (\tilde{X}, \tilde{D}) to height one, and localizing around the origin. In a moment we will define the *heart of the canonical wall structure associated to (X, D)* using $T_0\mathfrak{D}_{(\tilde{X}, \tilde{D})}^1$. For this, we first fix a monoid defined as follows.

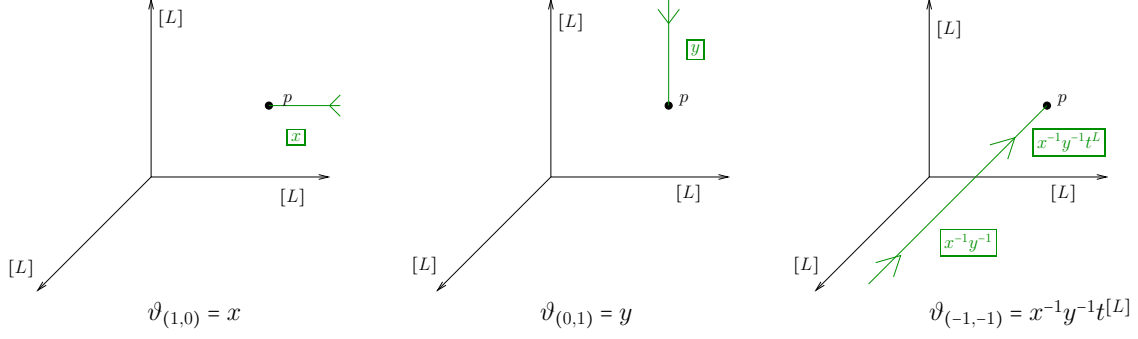


FIGURE 3.5. The theta functions generating the coordinate ring for the mirror to (\mathbb{P}^2, D_Σ) are defined by never-bending broken lines. These broken lines are illustrated in green, and the monomials carried by each of the segments of these broken lines are drawn in boxes also in green. The $[L]$ along each ray is the kink of the PL function.

Definition 4.1. Let (X, D) denote a blow-up of a toric log Calabi–Yau pair as in (1.1) along a union of hypersurfaces $H_i \subset D_{\rho_i}$ in the toric boundary, and D be the strict transform of the toric boundary divisor $D_\Sigma \subset X_\Sigma$. Denote by $H_i = \bigcup_{j=1}^{s_i} H_{ij}$ the decomposition of H_i into connected components, and E_i^j an exceptional curve over H_{ij} . We define *the relevant monoid to (X, D) localized at E_i^j* , as the monoid obtained from the relevant monoid associated to (X, D) in (3.5) by adding the opposite of each exceptional curve E_i^j , and denote it by

$$(4.1) \quad Q_{E_i^j}(X, D) := \langle [D_\rho], [C], -[E_i^j] \rangle_{\mathbb{Z}}.$$

where $[D_\rho]$ and $[C]$ are as in (3.5).

Definition 4.2. Let (X, D) be a log Calabi–Yau pair with tropicalization (B, \mathcal{P}) , obtained from a toric log Calabi–Yau pair (X_Σ, D_Σ) by a blow-up as in (1.1). The *heart of the canonical wall structure* associated to (X, D) , denoted by $\mathfrak{D}_{(X,D)}^\heartsuit$, is the wall structure over $Q_{E_i^j}(X, D)$ with support in (\mathbb{R}^n, Σ) , obtained from the wall structure $T_0\mathfrak{D}_{(\tilde{X}, \tilde{D})}^1$ in (3.13) by setting all classes $F_i = 0$, where F_i denotes the class of a general \mathbb{P}^1 fiber of $\text{Bl}_{H_i}(\mathbb{P}(\mathcal{N}_{D_{\rho_i}|X_\Sigma} \oplus \mathcal{O}_{D_{\rho_i}}))$, and H_i is as in Definition 4.1.

Proposition 4.3. *The heart of the canonical wall structure $\mathfrak{D}_{(X,D)}^\heartsuit$ is a consistent wall structure over $Q_{E_i^j}(X, D)$ defined in (4.1).*

Proof. To show $\mathfrak{D}_{(X,D)}^\heartsuit$ is consistent, first note that the wall structure $T_0\mathfrak{D}_{(\tilde{X}, \tilde{D})}^1$ is a consistent wall structure over $Q(\tilde{X}, \tilde{D})$ by [17, Theorem B]. Moreover, by the construction of the degeneration (\tilde{X}, \tilde{D}) elements of the monoid $Q(\tilde{X}, \tilde{D})$ are contained in the monoid generated by the union of $Q(X, D)$ and the fiber classes $\pm F_i$'s and classes of exceptional curves $\pm E_i^j$'s. Moreover, as there are no relations between the fiber classes F_i 's and the

classes in $Q(X, D)$, we have a well defined morphism of monoids $Q(\tilde{X}, \tilde{D}) \rightarrow Q(X, D)$ given by setting $\pm F_i = 0$. Thus, $\mathfrak{D}_{(X, D)}^\vee$ is a consistent wall structure over $Q_{E_i^j}(X, D)$. \square

4.1. The main theorem: computing theta functions via broken lines on the heart of the canonical wall structure. In this section we prove our main result, Theorem 4.5 which shows that the mirror to a log Calabi–Yau pair can be effectively constructed using the heart of the associated canonical wall structure. For this, we first review the analysis we carried in [3, Lemma 4.20] to determine the monodromy around each of the standard pieces of the discriminant locus in the tropicalization $(\tilde{B}, \tilde{\mathcal{P}})$ of (\tilde{X}, \tilde{D}) . We fix some notations to do this.

Notation. Let ρ_i be a ray in the toric fan Σ with primitive generator m_i , corresponding to a divisor $D(\rho_i) \subset X_\Sigma$. We define the toric fan corresponding to D_{ρ_i} by

$$(4.2) \quad \Sigma(\rho_i) = \{(\sigma + \mathbb{R}\rho_i)/\mathbb{R}\rho_i \mid \sigma \in \Sigma, \rho_i \subseteq \sigma\}.$$

We use the notation $\underline{\rho}$ for a codimension one cell of $\Sigma(\rho_i)$ satisfying $\underline{\rho} = (\rho + \mathbb{R}\rho_i)/\mathbb{R}\rho_i$. We denote by $\bar{\rho}_i := \rho_i \times \mathbb{R}_{\geq 0} \in \Sigma \times \mathbb{R}_{\geq 0}$. Note that $\bar{\rho}_i$ is generated by $(m_i, 0)$ and $(0, 1)$. Recall that a standard piece of the discriminant locus in \bar{B}_1 is located at $(m_i, 1)$, and the ray connecting it to the origin it splits the $\bar{\rho}_i$ into a of two cones: one of them generated by $(m_i, 1)$ and $(0, 1)$ denoted by $\tilde{\rho}$ and the other generated by $(m_i, 1)$ and $(0, 1)$ which we denote by $\tilde{\rho}'$. We use the notation ρ_0 and ρ_∞ for the intersections of $\tilde{\rho}$ and $\tilde{\rho}'$ with \tilde{B}_1 respectively. Moreover we denote the maximal cells adjacent to ρ_0 and ρ_∞ respectively by σ'^{\pm} and σ^{\pm} as illustrated in Figure 4.1.

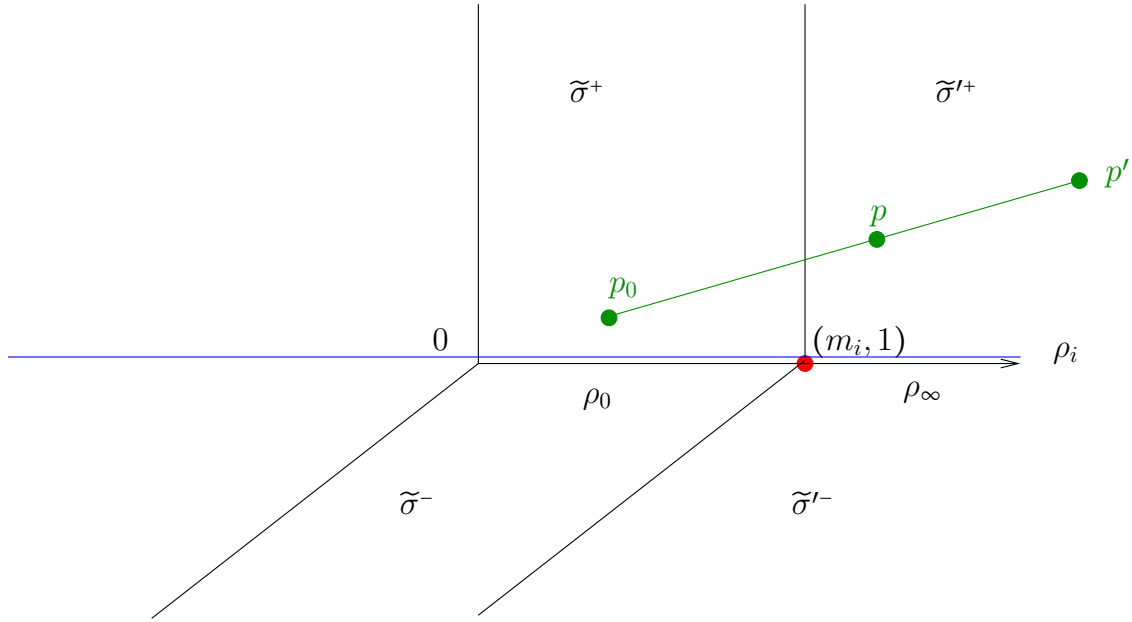
To describe the monodromy around the singular locus $\Delta \subset \tilde{B}_1$, we need the data of a PL function, which is different than the PL function φ we fix through §3.1 to describe wall structures (see [3, Eqn3.14] for details). We review the description this function in a moment. Denote by $D_{\rho_i} \subset X_\Sigma$ the divisor corresponding to a ray ρ_i with direction m_i and let $H_i \subset D_{\rho_i}$ be a hypersurface as in (3.8). Denote by $\Sigma(\rho_i)$ the toric fan corresponding to D_{ρ_i} defined as in (4.2). Then, there is a piecewise linear function on $\Sigma(\rho_i)$, given by

$$(4.3) \quad \varphi_i : M_{\mathbb{R}}/\mathbb{R}\rho_i \rightarrow \mathbb{R}$$

corresponding to the divisor H_i , defined as follows: if H_i is linearly equivalent to a sum $\sum a_\tau D_\tau$ of boundary divisors, where τ ranges over rays in $\Sigma(\rho_i)$, then $\varphi_i(m_\tau) = a_\tau$ for m_τ a primitive generator of τ .

Proposition 4.4. *The monodromy around a loop γ in \tilde{B}_1 around a piece of the discriminant locus on a wall with direction m_i is given by the formula*

$$(4.4) \quad T_\gamma(m) = m + \kappa_\rho^i \cdot \delta(m) \cdot m_i.$$


 FIGURE 4.1. The points p, p' and p_0

where $\kappa_{\underline{\rho}}^i$ is the kink of the PL function φ_i defined in (4.3) along a codimension 1 cone $\underline{\rho} \in \Sigma(\rho_i)$ given by $\underline{\rho} = (\rho + \mathbb{R}\rho_i)/\mathbb{R}\rho_i$ for some codimension one cone $\rho \in \Sigma$ containing ρ_i , and $\delta : M/\mathbb{Z}m_i \rightarrow \mathbb{Z}$ is the quotient by $\Lambda_{\underline{\rho}}$ (see [3, Eqn 3.28]).

Proof. See [3, Lemma 3.6]. □

Using the description of monodromy in (4.4), we define the parallel transport map as follows. With the notation of Proposition 4.4, it follows from (4.4) that there is a natural parallel transport map on \tilde{B}_1 , given by

$$(4.5) \quad \begin{aligned} \varphi : \mathbf{k}[\Lambda][Q(X, D)] &\longrightarrow \mathbf{k}[\Lambda][Q(X, D)] \\ t^q z^m &\longmapsto t^q z^{m + \langle m, n \rangle m_i} \end{aligned}$$

where $n \in N = \text{Hom}(M, \mathbb{Z})$ is the normal vector to ρ_i pointing away from $\tilde{\sigma}^+ \cup \tilde{\sigma}'^+$. Note that by the definition of lift $\delta : M/\mathbb{Z}m_i \rightarrow \mathbb{Z}$ in Proposition 4.4 it naturally lifts to $n : M \rightarrow \mathbb{Z}$, so that $\delta(m) = n$. In [3, §4] we carried a rigorous analysis using the parallel transport map around the pieces of the discriminant locus of the wall structure $\mathfrak{D}^1(\tilde{X}, \tilde{D})$. A key point in that analysis is a proof that this wall structure is *radiant* [3, Definition 4.7]. We will need the following result we had obtained in [3, Theorem 4.22] as a consequence of this property of the wall structure $\mathfrak{D}^1(\tilde{X}, \tilde{D})$.

Theorem 5 (Argüz–Gross). *Let $S = (M_{\mathbb{R}} \setminus \{0\})/\mathbb{R}_{>0}$ be the sphere parameterizing rays from the origin in \tilde{B} . Choose a general point $s \in S$, such that the corresponding ray ρ_s does not intersect the discriminant locus. For any point $x \in \rho_s$, denote by f_x be the product of all the wall crossing functions attached to walls containing x . Then, there are two possibilities:*

either f_x is independent of x for any x , or ρ_s is contained in the union of two maximal cells such that if y and y' are two points contained in these cells, f_y and $f_{y'}$ are related by the parallel transport map in (4.5).

Now we are ready to state our main result:

Theorem 4.5. *There exists a point $p_0 \in \mathbb{R}^n$, such that the ring of theta functions defined by broken lines ending at p_0 in $\mathfrak{D}_{(X,D)}^\heartsuit$ is isomorphic to the coordinate ring of the mirror to (X, D) .*

Proof. Let $\mathfrak{D}_{(\tilde{X}, \tilde{D})}^{1, F_i=0}$ be the wall structure obtained from $\mathfrak{D}_{(\tilde{X}, \tilde{D})}^1$ in (3.13) by setting all fiber classes, F_i , as in Definition 4.2, to be zero. Thus, the localization of $\mathfrak{D}_{(\tilde{X}, \tilde{D})}^{1, F_i=0}$ around the origin is the heart of the canonical wall structure $\mathfrak{D}_{(X,D)}^\heartsuit$. Moreover, it follows from [3, Proposition 3.13], that asymptotically $\mathfrak{D}_{(\tilde{X}, \tilde{D})}^{1, F_i=0}$ is still equivalent to the canonical wall structure associate to (X, D) .

Let \mathcal{R}_{X^\vee} denote the coordinate ring for the mirror to (X, D) , which by construction is generated by only finitely many theta functions. Indeed, the mirror of (X, D) is constructed as a smoothing of a union of affine toric varieties corresponding to the cones of the tropical space associated to (X, D) [12, 17]. The coordinate ring for the mirror \mathcal{R}_{X^\vee} restricted to each such affine piece is generated by finitely many theta functions defined by never-ending broken lines whose asymptotic directions are given by directions of the rays of the corresponding cone in (B, \mathcal{P}) . We let u_j , for $1 \leq j \leq \ell$ where ℓ stands for the number of rays in B , denote the asymptotic direction of such a never-ending broken line.

Let p be a general point of \tilde{B}_1 , that is, p is in the complement of the discriminant locus in \tilde{B}_1 . Consider all broken lines with asymptotic directions u_j ending at p . To the the local analysis around the discriminant locus we will first assume that these broken lines only cross one wall with non-empty discriminant locus. Since we have finitely many broken lines we have finitely many points of intersection of them with the wall. Let b_l be the point with the largest distance to the origin in \tilde{B}_1 , and let b_s be a point with the smallest distance to the origin. Choose large enough $t' \in \mathbb{R}_{\geq 0}$ and a small enough $t \in \mathbb{R}_{\geq 0}$, such that the point $t' \cdot b_s$, obtained by scaling the coordinates of b_s by t , has affine distance bigger than one, and $t \cdot b_l$ has affine distance smaller than one to the origin. Now, set $p' := t' \cdot p$, and $p_0 := t \cdot p$, so that all broken lines with asymptotic directions u_j ending at p' intersect only the walls of $\mathfrak{D}_{(\tilde{X}, \tilde{D})}^{1, F_i=0}$ that correspond to the canonical wall structure of (X, D) , and all broken lines ending at p_0 intersect only the walls of the heart of the canonical wall structure $\mathfrak{D}_{(\tilde{X}, \tilde{D})}^\heartsuit$.

Note that the direction of the walls corresponding to the canonical wall structure point away from the origin, any broken line intersecting these walls never goes towards the origin. Similarly, as the direction of the walls adjacent to the origin point towards the origin any broken line intersecting such walls never go to chambers corresponding to the canonical wall structure. Hence, the theta functions defined by the broken lines ending at p' say ϑ'_{u_j}

generate \mathcal{R}_{X^\vee} . We will use the notation ϑ_{u_j} for the theta functions defined by broken lines ending at p_0 , and denote the algebra they generate by $\mathcal{R}_{X^\vee}^\heartsuit$. To prove \mathcal{R}_{X^\vee} is isomorphic to $\mathcal{R}_{X^\vee}^\heartsuit$, it suffices to show that each of the theta functions ϑ'_{u_j} is obtained from ϑ_{u_j} by applying parallel transport maps defined as in (4.5).

Consider the theta function ϑ_{u_j} , for some $1 \leq j \leq \ell$, defined by broken lines with asymptotic direction u_j and end point p_0 . So, for a general point $y \in \rho_0$ we can write

$$(4.6) \quad \vartheta_{u_j} = z^m f_y^{(m,n)} t^{\kappa_0 \langle m,n \rangle}$$

where f_y denotes the wall crossing function attached to ρ_0 , and by κ_0 we denote the kink of the MVPL function φ_i defined in (4.3) along ρ_0 . Similarly, for a general point $y' \in \rho_\infty$ we have

$$(4.7) \quad \vartheta'_{u_j} = z^m f_{y'}^{(m,n)} t^{\kappa_\infty \langle m,n \rangle}$$

where $f_{y'}$ denotes the wall crossing function attached to ρ_∞ , and by κ_∞ we denote the kink of the MVPL function φ_i defined in (4.3) along ρ_∞ . It follows from [3, Lemma 4.20] (see the final equation in the proof of [3, Lemma 4.20] by inserting $F_i = 0$ for the fiber classes), that the functions f_y and $f_{y'}$ in $\mathfrak{D}^\heartsuit(X, D)$ are related by the equation

$$(4.8) \quad f_y = t^{-\sum_j E_{\underline{\rho}}^j} z^{\kappa_{\underline{\rho}}^i m_i} \wp(f_{y'}),$$

where $E_{\underline{\rho}}^j$, for $1 \leq j \leq \kappa_{\underline{\rho}}^i$ denotes the classes of the exceptional curves of the blow-up D_{ρ_i} along H_{ij} , and \wp is the parallel transport map defined in (4.5). By substituting the formula for f_y given in (4.8) to (4.6) and we obtain

$$(4.9) \quad \vartheta_{u_j} = z^{m+\kappa_{\underline{\rho}}^i m_i \langle m,n \rangle} t^{\kappa_0 \langle m,n \rangle - \sum_j E_{\underline{\rho}}^j \langle m,n \rangle} \wp(f_{y'})$$

Note that kinks κ_0 and κ_∞ are related by the formula

$$(4.10) \quad \kappa_\infty - \kappa_0 = - \sum_{j=1}^{\kappa_{\underline{\rho}}^i} E_{\underline{\rho}}^j.$$

by [3, Eqn 3.37]. Thus, $\kappa_0 \langle m,n \rangle - \sum_j E_{\underline{\rho}}^j \langle m,n \rangle = \wp(\kappa_\infty)$. Hence, it follows that $\vartheta_{u_j} = \wp(\vartheta'_{u_j})$. In case if there is more than a single wall crossed by the broken lines ending at p_0 or p' , the effect of the wall crossing on the broken lines will be the same by Theorem 5. Thus, the same analysis shows that ϑ_{u_j} and ϑ'_{u_j} are related by a composition of parallel transport maps, for $1 \leq j \leq \ell$. Hence, we obtain an isomorphism $\mathcal{R}_{X^\vee} \rightarrow \mathcal{R}_{X^\vee}^\heartsuit$, given by mapping each ϑ_j to its image under the parallel transport. Thus, the result follows. \square

Remark 4.6. Note that a particular consequence of 4.5 is that though the heart of the canonical wall structure $\mathfrak{D}^\heartsuit(X, D)$ associated to a log Calabi–Yau pair is defined over the localization of the relevant monoid $Q(X, D)$ at exceptional curve classes, as in (4.1), the mirror to (X, D) is nonetheless obtained as a family over $Q(X, D)$. This is indeed natural, since in the wall structure $\mathfrak{D}^\heartsuit(X, D)$ the only occurrence of the negative powers

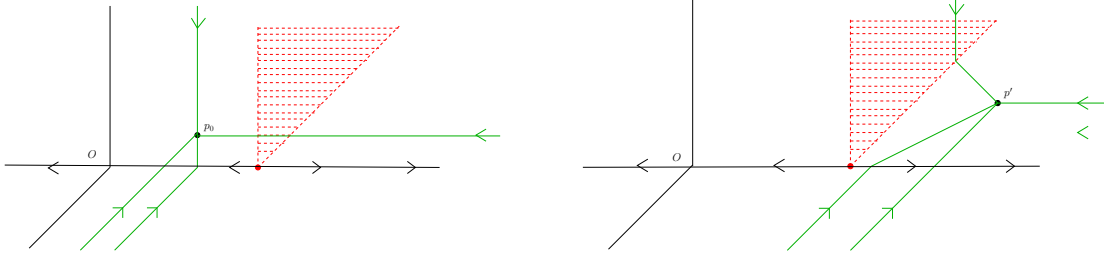


FIGURE 4.2. The broken lines defining theta functions on $\mathfrak{D}_{(X,D)}^\vee$ on the left and on $\mathfrak{D}_{(X,D)}$ on the right

of exceptional curve classes are on the finitely many incoming walls – this is a particular corollary of the main result of [3] that asymptotically the wall structure $\tilde{\mathfrak{D}}_{(\tilde{X}, \tilde{D})}^1$ is equivalent to the canonical wall structure, in which the coefficients of the wall functions correspond to honest effective curve classes. The occurrence of negative powers of the exceptional curve classes in the finitely many incoming walls does not change the fact that the resulting ring of theta functions obtained by broken lines in $\mathfrak{D}^\vee(X, D)$ defines a family over $Q(X, D)$.

Example 4.7. Let X be the blow-up of a non-toric point in \mathbb{P}^2 as in Example 3.16, for which the the height one slice of the canonical wall structure associated to the degeneration (\tilde{X}, \tilde{D}) is illustrated in Figure 3.4. The broken lines defining theta functions with end point at a general point p_0 on $\mathfrak{D}_{(X,D)}^\vee$ are given by

$$\vartheta_{(1,0)} = x, \quad \vartheta_{(0,1)} = y, \quad \text{and} \quad \vartheta_{(-1,-1)} = x^{-1}y^{-1}(1 + xz^{[-E]})z^{[L]}.$$

On the other hand, the broken lines defining theta functions with end point at a general point p' on $\mathfrak{D}_{(\tilde{X}, \tilde{D})}^{\text{as}} \cong \mathfrak{D}_{(X,D)}$ are given by

$$\vartheta'_{(1,0)} = x, \quad \vartheta'_{(0,1)} = xy, \quad \text{and} \quad \vartheta'_{(-1,-1)} = x^{-1}y^{-1}(1 + x^{-1}z^{[E]})z^{[L-E]}.$$

Observe that in this example the theta functions are related by a parallel transport map defined in (4.5), which is along a path on the upper half plane mapping p_0 to p' by

$$\begin{aligned} \wp : \mathbf{k}[\Lambda][Q(X, D)] &\longrightarrow \mathbf{k}[\Lambda][Q(X, D)] \\ t^q z^{(1,0)} &\longmapsto t^q z^{(1,0)} \\ t^q z^{(0,1)} &\longmapsto t^q z^{(1,1)} \end{aligned}$$

The mirror family to (X, D) in this case, is given by

$$\text{Speck}[Q(X, D)][\vartheta_{(1,0)}, \vartheta_{(0,1)}, \vartheta_{(-1,-1)}] / (\vartheta_{(1,0)}\vartheta_{(0,1)}\vartheta_{(-1,-1)} = z^{[L]} + \vartheta_{(1,0)}z^{[L-E]}),$$

or equivalently, by

$$\text{Speck}[Q(X, D)][\vartheta'_{(1,0)}, \vartheta'_{(0,1)}, \vartheta'_{(-1,-1)}] / (\vartheta'_{(1,0)}\vartheta'_{(0,1)}\vartheta'_{(-1,-1)} = z^{[L]} + \vartheta'_{(1,0)}z^{[L-E]}).$$

\mathfrak{d}	$f_{\mathfrak{d}}$
$\langle e_1, e_2 \rangle, \langle e_1, e_3 \rangle, \langle e_1, -e_1 - e_2 - e_3 \rangle$	$(1 + t^{-E}x)^d$
$\langle -e_1, e_2 \rangle, \langle -e_1, e_3 \rangle, \langle -e_1, -e_1 - e_2 - e_3 \rangle$	$(1 + t^{L-E}x)^d$

TABLE 1. Initial walls of $\mathfrak{D}_{(\mathbb{P}^3, H)}^\heartsuit$, where L denotes class of the strict transform of a general line in \mathbb{P}^3 and E denotes the class of a fiber of the exceptional divisor. By $\langle e_i, e_j \rangle$ we denote the cone spanned by e_i and e_j .

5. EXAMPLES OF EXPLICIT EQUATIONS FOR MIRRORS TO LOG CALABI–YAU PAIRS IN DIMENSION THREE

5.1. **The non-toric blow up of \mathbb{P}^3 with center a hypersurface of degree d .** Let X be a non-toric blow-up of $X_\Sigma = \mathbb{P}^3$ with center a general degree d hypersurface $H \subset D_1$ contained in a component D_1 in the toric boundary, corresponding to the ray in Σ generated by e_1 . The initial walls of the heart of the associated wall structure, $\mathfrak{D}_{(\mathbb{P}^3, H)}^\heartsuit$ are displayed in Table 1. To obtain a consistent wall structure we extend each of the initial walls as illustrated in Figure 5.1. We fix a general point p on the positive octant, and the PL function which vanishes in the maximal cell containing p and whose kinks on each of the two dimensional cells of Σ to be $[L]$, the class of the strict transform of a general line in \mathbb{P}^3 . The theta functions with endpoint p , and asymptotic directions given by the asymptotic directions of the rays of Σ , are given by

$$\begin{aligned}
 (5.1) \quad \vartheta_{e_1} &= z^{(1,0,0)} = x, \\
 \vartheta_{e_2} &= z^{(0,1,0)} = y, \\
 \vartheta_{e_3} &= z^{(0,0,1)} = z, \\
 \vartheta_{e_4} &= z^{(-1,-1,-1)} (1 + t^{[-E]x})^d t^{[L]} = \frac{1}{\vartheta_1 \vartheta_2 \vartheta_3} (1 + t^{[-E]}\vartheta_1)^d t^{[L]},
 \end{aligned}$$

where the factor $t^{[L]}$ is the contribution from the kink of the PL function on the two cell generated by e_1 and e_2 . It follows from (5.1) that the mirror to (X, D) is given by

$$(5.2) \quad \text{Speck}[Q(X, D)][\vartheta_{e_1}, \vartheta_{e_2}, \vartheta_{e_3}, \vartheta_{e_4}] / (\vartheta_{e_1} \vartheta_{e_2} \vartheta_{e_3} \vartheta_{e_4} = (1 + t^{[-E]}\vartheta_{e_1})^d t^{[L]}),$$

where $[L]$ is the class of a general line and $[E]$ is the class of an exceptional fiber over H , and $Q(X, D)$ is the relevant monoid associated to (X, D) defined as in (3.5).

5.2. **The non-toric blow up of \mathbb{P}^3 with center a union of two hypersurfaces.** Once we blow-up a disjoint union of two hypersurfaces contained in toric boundary components of \mathbb{P}^3 , the walls formed by widgets of the tropicalizations of these hypersurfaces interact. This creates a pretty sophisticated wall structure, even in the simplest case when the center of blow up is a disjoint union of two lines, and requires to do first the combinatorial

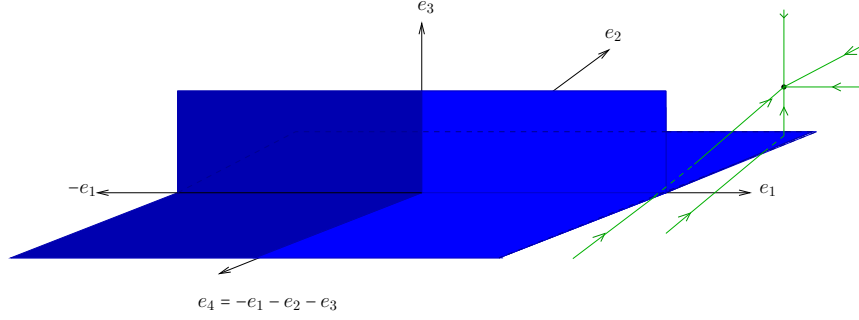


FIGURE 5.1. The initial walls of $\mathfrak{D}_{\mathbb{P}^3, H}^\heartsuit$ formed by the widget corresponding a hypersurface of degree d in the toric boundary in light blue. The consistent wall structure $\mathfrak{D}_{\mathbb{P}^3, H}^\heartsuit$ is obtained by inserting the three walls in dark blue. The broken lines defining the theta functions with endpoint on the positive octant are illustrated in green.

\mathfrak{d}	$f_{\mathfrak{d}}$
$\langle e_1, e_2 \rangle, \langle e_1, e_3 \rangle, \langle e_1, -e_1 - e_2 - e_3 \rangle$	$1 + t_1 x$
$\langle e_2, e_1 \rangle, \langle e_2, e_3 \rangle, \langle e_2, -e_1 - e_2 - e_3 \rangle$	$1 + t_2 y$

TABLE 2. Walls of $\mathfrak{D}_{(\mathbb{P}^3, \ell), \text{in}}$ formed by the two widgets in Figure 5.2.

construction of the toric wall structure $\mathfrak{D}_{(X_\Sigma, H)}$ for purposes of book keeping, and then passing to the heart of the canonical wall structure. Before proceeding with the more general situation, we first analyse in detail the case with two lines, in which we a priori obtain infinitely many walls in the heart of the canonical wall structure.

Example 5.1. Let X be the blow-up of \mathbb{P}^3 with center two disjoint lines ℓ_1, ℓ_2 contained in two different components D_1, D_2 in the toric boundary divisor $D_\Sigma \subset \mathbb{P}^3$, and D be the strict transform of D_Σ . The set of ray generators of the toric fan Σ of \mathbb{P}^3 is given by $\{e_1, e_2, e_3, e_4 = -e_1 - e_2 - e_3\}$, where $\{e_i \mid 1 \leq i \leq 3\}$ is the standard basis in \mathbb{R}^3 . We further set

$$z^{e_1} = x, \quad z^{e_2} = y, \quad z^{e_3} = z, \quad \text{and} \quad z^{-e_1 - e_2 - e_3} = 1/xyz.$$

The walls of the initial wall structure $\mathfrak{D}_{(\mathbb{P}^3, \ell_1 \cup \ell_2), \text{in}}$ are formed by the two widgets, illustrated in Figure 5.2. We list the set of walls of $\mathfrak{D}_{(\mathbb{P}^3, \ell_1 \cup \ell_2), \text{in}}$ in Table 2. The set of ray generators for the initial joints in $\mathfrak{D}_{(\mathbb{P}^3, \ell_1 \cup \ell_2), \text{in}}$ is then given by

$$\{(-1, -1, -1), (0, 0, 1), (1, 0, 0), (0, 1, 0)\}$$

We first need to check for consistency up to order 1 around all these initial joints, and then repeat it consecutively for higher orders, analysing also the new joints formed at each step. We describe how to do this in detail below.

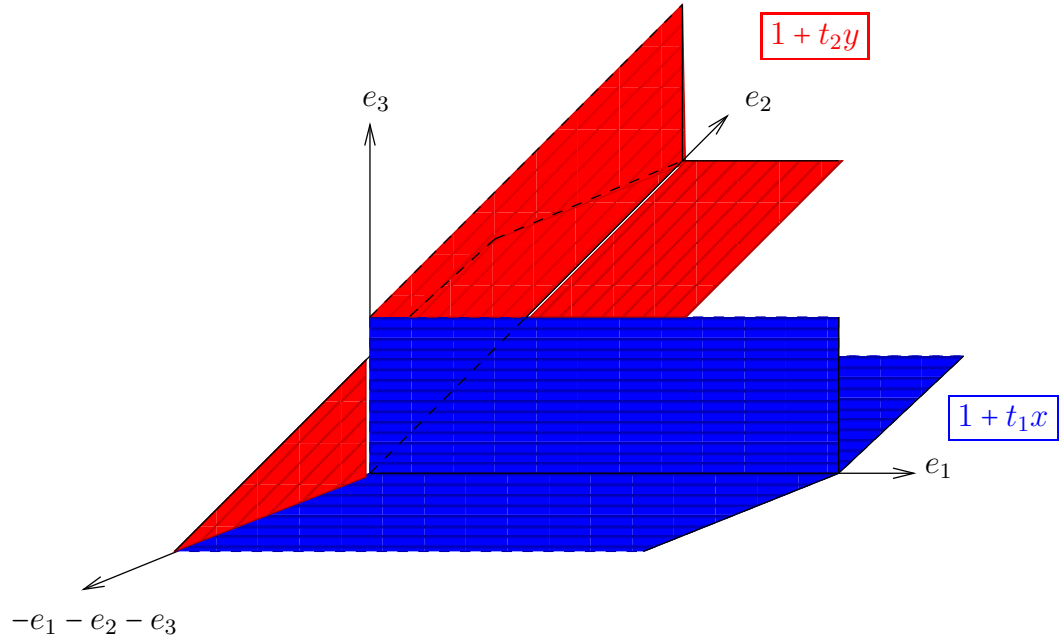


FIGURE 5.2. The walls of $\mathfrak{D}_{(\mathbb{P}^3, \ell_1 \cup \ell_2), in}$ formed by two widgets obtained by deformations of the two tropical lines corresponding to ℓ_1 and ℓ_2 .

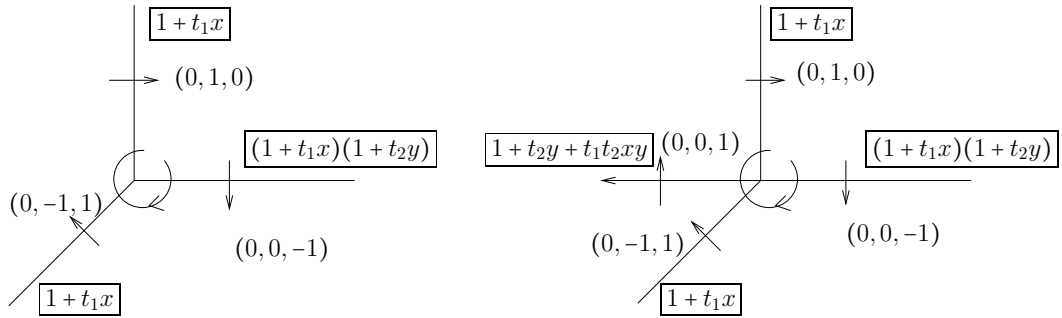


FIGURE 5.3. On the left is the projection of the walls of $\mathfrak{D}_1 := \mathfrak{D}_{(\mathbb{P}^3, D_\Sigma), in}$ adjacent to the joint $\langle(1, 0, 0)\rangle$, along $\langle(1, 0, 0)\rangle$. On the right is the projection of the walls of $\mathfrak{D}_{(\mathbb{P}^3, D_\Sigma)}$, adjacent to $\langle(1, 0, 0)\rangle$. We write the attached function to each wall inside the nearby box.

Order 1 Corrections

Let us denote $\mathfrak{D}_1 := \mathfrak{D}_{(\mathbb{P}^3, D_\Sigma), in}$. First, we check consistency in \mathfrak{D}_1 around the joint generated by $(1, 0, 0)$: The projections of the walls of \mathfrak{D}_1 adjacent to $\langle(1, 0, 0)\rangle$, along $\langle(1, 0, 0)\rangle$, are illustrated in Figure 5.3. Note that to remember the normal directions of the walls adjacent to a joint, we label them on each of the rays obtained after projecting them along the joint. By the formula (3.10), the wall crossing functions attached to the walls of \mathfrak{D}_1 , transfer the monomials x, y and z as follows: x remains invariant since in (3.10) the power of the wall crossing function vanishes. For y , consecutively applying the wall crossing transformations,

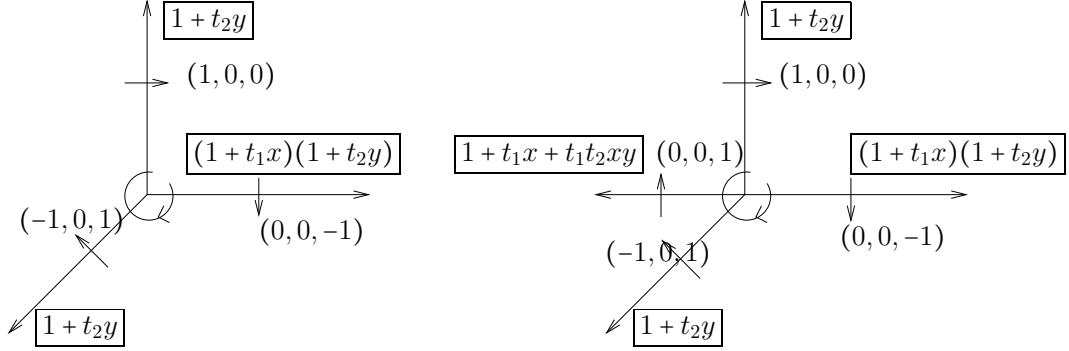


FIGURE 5.4. On the left is the projection of the walls of $\mathfrak{D}_1 := \mathfrak{D}_{(\mathbb{P}^3, D_\Sigma), in}$ adjacent to $\langle(0, 1, 0)\rangle$, along $\langle(0, 1, 0)\rangle$. On the right is the projection of the walls of $\mathfrak{D}_{(\mathbb{P}^3, D_\Sigma)}$, adjacent to $\langle(0, 1, 0)\rangle$. We write the attached function to each wall inside the nearby box.

going counterclockwise around the joint with a loop illustrated as in Figure 5.3, we obtain

$$y \mapsto y \mapsto y(1+t_1x)^{-1} \mapsto y(1+t_1x)^{-1}(1+t_1x) = y$$

Hence, y remains invariant as well. However for z , at order 1 (i.e. up to higher order terms of degree at least 2) we obtain,

$$\begin{aligned} z &\mapsto z(1+t_1x)^{-1}(1+t_2y)^{-1} \\ &\mapsto z(1+t_1x)(1+t_1x)^{-1}(1+t_2y(1+t_1x)^{-1})^{-1} = z(1+t_2y(1+t_1x)^{-1})^{-1} \\ &\mapsto z(1+t_2y(1+t_1x)(1+t_1x)^{-1})^{-1} = z(1-t_2y) \end{aligned}$$

Hence at first order, z is not invariant. To correct the discrepancy for z to be invariant at first order, following the recipe explained in [3, Theorem 5.6], we set

$$\mathfrak{D}_2 := \mathfrak{D}_1 \cup (\langle(1, 0, 0), (0, -1, 0)\rangle, 1+t_2y)$$

to be the wall structure obtained from \mathfrak{D}_1 by inserting the wall $(\langle(1, 0, 0), (0, -1, 0)\rangle, 1+t_2y)$. Next we check consistency around the joint generated by $(0, 1, 0)$: The walls of \mathfrak{D}_2 which are adjacent to $\langle(0, 1, 0)\rangle$ are illustrated after projecting along $\langle(0, 1, 0)\rangle$ in Figure 5.4. Applying the wall-crossing automorphisms to x, y, z , at degree 1, we obtain

$$x \mapsto x, \quad y \mapsto y, \quad z \mapsto z(1-t_1x)$$

Hence, to do the first order correction, we set

$$\mathfrak{D}_3 := \mathfrak{D}_2 \cup (\langle(0, 1, 0), (-1, 0, 0)\rangle, 1+t_1x)$$

Next checking consistency around the joint generated by $(0, 0, 1)$ and proceeding analogously, we define

$$\mathfrak{D}_4 := \mathfrak{D}_3 \cup (\langle(0, 0, 1), (-1, 0, 0)\rangle, 1+t_1x) + (\langle(0, 0, 1), (0, -1, 0)\rangle, 1+t_2y)$$

For consistency around the joint generated by $(-1, -1, -1)$, applying the wall-crossing automorphisms to the monomials x, y, z , we obtain

$$x \mapsto x(1 + t_2y), y \mapsto y(1 - t_1x), z \mapsto z(1 + t_1x - t_2y)$$

Proceeding analogously, we set

$$\mathfrak{D}_5 := \mathfrak{D}_4 \cup (\langle(-1, -1, -1), (-1, 0, 0)\rangle, 1 + t_1x) + (\langle(-1, -1, -1), (0, -1, 0)\rangle, 1 + t_2y)$$

The set of all joints of \mathfrak{D}_5 is given by

$$\{(0, -1, 0), (-1, 0, 0), (-1, -1, -1), (0, 0, 1), (1, 0, 0), (0, 1, 0)\}.$$

Now, it is easy to verify that \mathfrak{D}_5 is consistent to order 1 around all these joints. So, we can continue with consistency at order 2.

Order 2 Corrections

Consistency around the joint generated by $(-1, -1, -1)$: \mathfrak{D}_5 is not consistent to order 2 around this joint. Indeed, the wall crossing functions transform x, y, z by

$$x \mapsto x(1 + t_1t_2xy), y \mapsto y(1 - t_1t_2xy), z \mapsto z$$

To correct this, we define

$$\mathfrak{D}_6 := \mathfrak{D}_5 \cup (\langle(1, 0, 0), (-1, -1, 0)\rangle, 1 + t_1t_2xy).$$

Consistency around the joint generated by $(0, 1, 0)$: \mathfrak{D}_6 is not consistent to order 2. The wall crossing functions transform x, y, z by

$$x \mapsto x, y \mapsto y, z \mapsto z(1 - t_1t_2xy)$$

To correct this, we define

$$\mathfrak{D}_7 := \mathfrak{D}_6 \cup (\langle(0, 1, 0), (-1, -1, 0)\rangle, 1 + t_1t_2xy)$$

Consistency around the joint generated by $(0, 0, 1)$: \mathfrak{D}_7 is not consistent to order 2. The wall crossing functions transform x, y, z by

$$x \mapsto x(1 + t_1t_2xy), y \mapsto y(1 - t_1t_2xy), z \mapsto z$$

So, we define

$$\mathfrak{D}_8 := \mathfrak{D}_7 \cup (\langle(0, 0, 1), (-1, -1, 0)\rangle, 1 + t_1t_2xy).$$

Consistency around the joint generated by $(-1, -1, -1)$: \mathfrak{D}_8 is not consistent to order 2. The wall crossing functions transform x, y, z by

$$x \mapsto x(1 + t_1t_2xy), y \mapsto y(1 - t_1t_2xy), z \mapsto z$$

To correct this, we define

$$\mathfrak{D}_9 := \mathfrak{D}_8 \cup (\langle(-1, -1, -1), (-1, -1, 0)\rangle, 1 + t_1t_2xy).$$

Now, we are done with order 2. Note that the set of joints of \mathfrak{D}_9 is given by

$$\{(0, -1, 0), (-1, 0, 0), (-1, -1, 0), (-1, -1, -1), (0, 0, 1), (1, 0, 0), (0, 1, 0)\}$$

and \mathfrak{D}_9 is consistent around all these joints to order 2. Moreover, it is easy to verify that in \mathfrak{D}_9 around the joints $(0, 0, 1)$ and $(-1, -1, -1)$ we already have consistency to all orders, hence no new wall which are adjacent to either of z or $1/xyz$ will be inserted at the next steps. Although the process of inserting new walls will never terminate in this example, all the remaining walls will have support on the plane spanned by e_1 and e_2 . Using magma computer algebra, and continuing to do higher order corrections around the other joints consecutively we deduce that achieving consistency around the joint $\langle(1, 0, 0)\rangle$, requires the insertion of infinitely many new walls to \mathfrak{D}_9 , given by

$$\langle\langle(1, 0, 0), (-1, -1, 0)\rangle, 1 + t_1 t_2 xy\rangle \cup \langle\langle(1, 0, 0), (a, b, 0)\rangle, f_{(a,b,0)}\rangle$$

where $\{(a, b) \in \mathbb{Z}^2 \mid b < a < 0\}$. To write the equations of mirror families, we do not need to provide closed formulas for $f_{(a,b,0)}$'s, as we will see in a moment. We nonetheless note that such a closed formula would provide one the data of counts of \mathbb{A}^1 -curves – as explained in [3, § 7], such counts correspond to coefficients of $\log f_{(a,b,0)}$. It is a challenging task beyond the scope of this paper to write such closed formulas. However, we conjecture that, up to a \pm sign, we obtain as $f_{(a,b,0)} = 1 + \pm x^a y^b$ if (a, b) is primitive and $f_{(a,b,0)} = \pm(x^a y^b)^d$ if $\gcd(a, b) = d$. Proceeding similarly, achieving consistency around the other joints of \mathfrak{D}_9 , requires the insertion of infinitely many new walls to \mathfrak{D}_9 with support on the plane spanned by e_1 and e_2 . We compute the limits of all the products of the corresponding wall crossing functions and obtain the following:

Proposition 5.2. *The walls of $\mathfrak{D}_{(\mathbb{P}^3, \ell_1 \cup \ell_2)}$, up to equivalence, are displayed in Table 3.*

Proof. Since up to equivalence there is a unique consistent wall structure, it suffices to check that the wall structure with the final walls listed in Table 3 is consistent. For this, we check consistency around each of the joints. Tracing around the joint $\langle(1, 0, 0)\rangle$, with a loop illustrated on the right hand side of Figure 5.3, we immediately obtain $x \mapsto x$, $y \mapsto y$ as computed above while doing the first order corrections on \mathfrak{D}_1 . Moreover, now for the monomial z , we obtain

$$\begin{aligned} z &\mapsto z(1 + t_1 x)^{-1}(1 + t_2 y)^{-1} \\ &\mapsto z(1 + t_1 x)(1 + t_1 x)^{-1}(1 + t_2 y(1 + t_1 x))^{-1} = z(1 + t_2 y(1 + t_1 x))^{-1} \\ &\mapsto z(1 + t_2 y + t_1 t_2 xy)(1 + t_2 y(1 + t_1 x))^{-1} = z \mapsto z \end{aligned}$$

Hence, we get consistency to all orders around $\langle(1, 0, 0)\rangle$. Consistency around $\langle(0, 1, 0)\rangle$ follows analogously by replacing x by y in the above computation. The consistency around the other joints is an analogous straight forward computation. \square

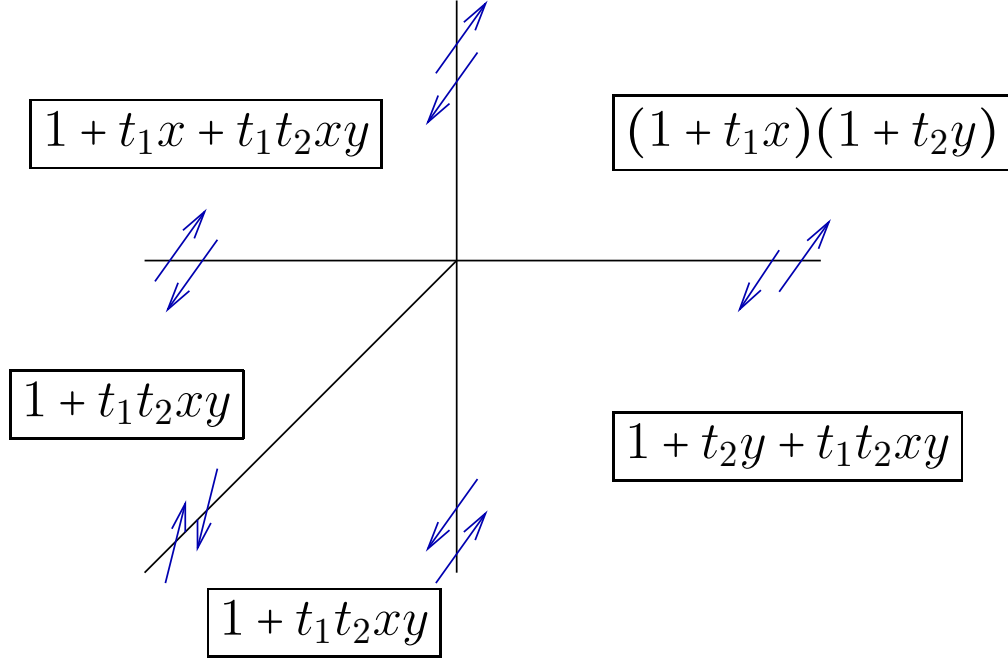


FIGURE 5.5. Walls of the consistent wall structure $\mathfrak{D}_{(\mathbb{P}^3, \ell_1 \cup \ell_2)}$ which lie on the $\langle e_1, e_2 \rangle$ plane. Each upward pointing arrow on a joint indicates that there is a wall spanned by it and $\langle (1, 0, 0) \rangle$. Each downward pointing arrow on a joint indicates that there is a wall spanned by it and $\langle (-1, -1, -1) \rangle$.

\mathfrak{d}	$f_{\mathfrak{d}}$
$\langle e_1, e_2 \rangle, \langle e_1, e_3 \rangle, \langle e_1, e_4 \rangle$	$1 + t_1x$
$\langle e_2, e_1 \rangle, \langle e_2, e_3 \rangle, \langle e_2, e_4 \rangle$	$1 + t_2y$
$\langle e_3, -e_1 \rangle, \langle e_4, -e_1 \rangle$	$1 + t_1x$
$\langle e_3, -e_2 \rangle, \langle e_4, -e_2 \rangle$	$1 + t_2y$
$\langle -e_2, -e_1 - e_2 \rangle, \langle -e_1, -e_1 - e_2 \rangle, \langle e_3, -e_1 - e_2 \rangle, \langle e_4, -e_1 - e_2 \rangle$	$1 + t_1t_2xy$
$\langle e_1, -e_2 \rangle$	$1 + t_2y + t_1t_2xy$
$\langle e_2, -e_1 \rangle$	$1 + t_1x + t_1t_2xy$

TABLE 3. Walls of $\mathfrak{D}_{(\mathbb{P}^3, \ell_1 \cup \ell_2)}$, where $e_4 = -e_1 - e_2 - e_3$. Here the first two rows correspond to initial walls.

We illustrate the walls of $\mathfrak{D}_{(\mathbb{P}^3, \ell_1 \cup \ell_2)}$ in Figure 5.5. We pass from the t_i -variables on the walls of $\mathfrak{D}_{(\mathbb{P}^3, \ell_1 \cup \ell_2)}$ to the curve classes variables, as explained in Section 3.2.3. Further, we insert all fiber classes $F = 0$, as explained in §4, to obtain the walls of the heart $\mathfrak{D}_{(X, D)}^\heartsuit$ of the canonical wall structure, which are displayed in Table 4. Observe that, by picking a general point p in the positive octant spanned by e_1, e_2 , and e_3 we ensure that the only broken lines that are not never-bending are the ones with asymptotic direction

\mathfrak{d}	$f_{\mathfrak{d}}$
$\langle e_1, e_2 \rangle, \langle e_1, e_3 \rangle, \langle e_1, e_4 \rangle$	$1 + t^{-E_1}x$
$\langle e_2, e_1 \rangle, \langle e_2, e_3 \rangle, \langle e_2, e_4 \rangle$	$1 + t^{-E_2}y$
$\langle e_3, -e_1 \rangle, \langle e_4, -e_1 \rangle$	$1 + t^{L-E_1}x$
$\langle e_3, -e_2 \rangle, \langle e_4, -e_2 \rangle,$	$1 + t^{L-E_2}y$
$\langle -e_1, -e_1 - e_2 \rangle, \langle -e_2, -e_1 - e_2 \rangle, \langle e_3, -e_1 - e_2 \rangle, \langle e_4, -e_1 - e_2 \rangle$	$1 + t^{L-E_1-E_2}xy$
$\langle e_1, -e_2 \rangle$	$1 + t^{L-E_2}y + t^{L-E_1-E_2}xy$
$\langle e_2, -e_1 \rangle$	$1 + t^{L-E_1}x + t^{L-E_1-E_2}xy$

TABLE 4. Walls of $\mathfrak{D}_{(\text{Bl}_{\ell_1 \cup \ell_2}(\mathbb{P}^3), D)}^\circ$

\mathfrak{d}	$f_{\mathfrak{d}}$
$\langle e_1, e_2 \rangle, \langle e_1, e_3 \rangle, \langle e_1, -e_1 - e_2 - e_3 \rangle$	$(1 + t_1x)^{d_1}$
$\langle e_2, e_1 \rangle, \langle e_2, e_3 \rangle, \langle e_2, -e_1 - e_2 - e_3 \rangle$	$(1 + t_2y)^{d_2}$

TABLE 5. Walls of $\mathfrak{D}_{(\mathbb{P}^3, H_1 \cup H_2), \text{in}}$

$-e_1 - e_2 - e_3$, which cross the wall $(\langle (1, 0, 0), (0, 1, 0) \rangle, (1 + t^{[-E_1]}x)(1 + t^{[-E_2]}y))$. The theta functions defined by these broken lines are given by

$$(5.3) \quad \vartheta_{e_1} = x, \vartheta_{e_2} = y, \vartheta_{e_3} = z, \text{ and } \vartheta_{e_4} = x^{-1}y^{-1}z^{-1}(1 + t^{[-E_1]}x)(1 + t^{[-E_2]}y)t^{[L]}.$$

In this case, the mirror to (X, D) is given by

$$\text{Speck}[Q(X, D)][\vartheta_{e_1}, \vartheta_{e_2}, \vartheta_{e_3}, \vartheta_{e_4}] / (\vartheta_{e_1}\vartheta_{e_2}\vartheta_{e_3}\vartheta_{e_4} = (1 + t^{[-E_1]}\vartheta_{e_1})(1 + t^{[-E_2]}\vartheta_{e_2})t^{[L]}),$$

where $-[E_1]$ denotes the class of an exceptional curve over ℓ_1 , and $-[E_2]$ is the class of an exceptional curve over ℓ_2 .

Remark 5.3. Note that X in Example 5.1 is a Fano variety with Mori-Mukai name MM 3–25 – see [9]. Moreover, the associated superpotential to X given in [9, Table 1], agrees with the sum of the theta functions we compute in (5.3), defining the tropical superpotential as in [7], which conjecturally agrees with the superpotential of [9]. So, we verify that the expectation that the mirror construction of [17] is compatible with the manifestations of Landau–Ginzburg mirror symmetry.

Example 5.4. Let X be the blow-up of \mathbb{P}^3 with center a disjoint union of a degree d_1 hypersurface H_1 and a degree d_2 hypersurface H_2 contained in two different components, say D_1 and D_2 respectively, in the toric boundary divisor $D_\Sigma \subset \mathbb{P}^3$, and D be the strict transform of D_Σ . We list the set of walls of $\mathfrak{D}_{(\mathbb{P}^3, H_1 \cup H_2), \text{in}}$, along with the attached functions in this case in Table 5. Doing order by order consistency check around all joints, analogously

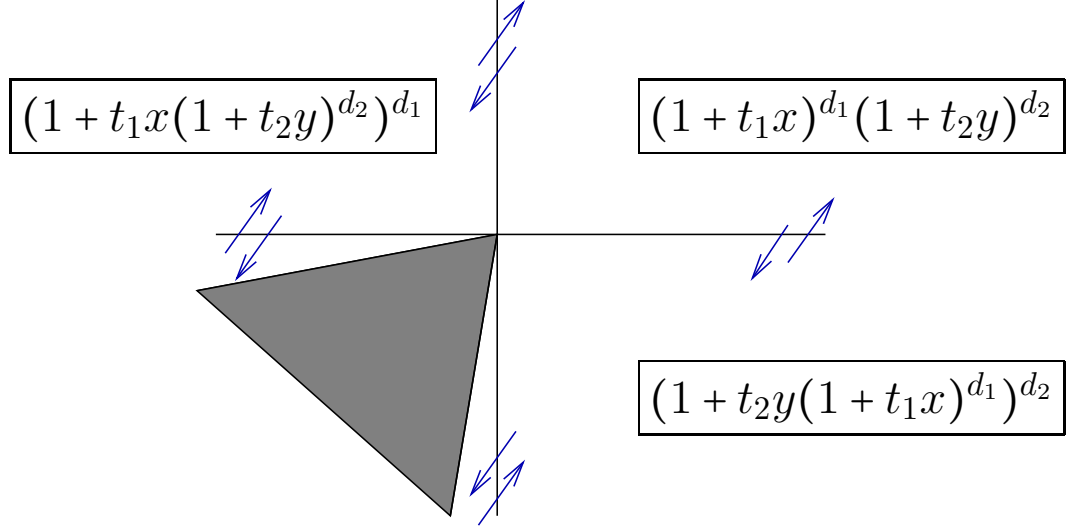


FIGURE 5.6. Walls of the consistent wall structure $\mathfrak{D}_{(\mathbb{P}^3, H_1 \cup H_2)}$ which lie on the $\langle e_1, e_2 \rangle$ plane. Each upward pointing arrow on a joint indicates that there is a wall spanned by it and $\langle (1, 0, 0) \rangle$. Each downward pointing arrow on a joint indicates that there is a wall spanned by it and $\langle (-1, -1, -1) \rangle$.

as in §5.1 we obtain infinitely many walls on the plane spanned by e_1 and e_2 . By the aid of magma computer algebra [5], we deduce that the final consistent wall structure again is formed by these infinitely many walls supported on the $\langle e_1, e_2 \rangle$ plane, together with walls whose supports are on the cones $\langle j, e_3 \rangle$ and $\langle j, e_1 - e_2 - e_3 \rangle$, for any joint j on the $e_1 - e_2$ plane displayed in Figure 5.6. Again by picking a generic point p in the positive octant spanned by e_1, e_2, e_3 , similarly as in §5.1, we obtain the theta functions defined by broken lines with endpoint p , given by

$$(5.4) \quad \vartheta_{e_1} = x, \quad \vartheta_{e_2} = y, \quad \vartheta_{e_3} = z, \quad \text{and} \quad \vartheta_{e_4} = x^{-1}y^{-1}z^{-1}(1 + t^{[-E_1]}x)^{d_1}(1 + t^{[-E_2]}y)^{d_2}t^{[L]}.$$

Therefore, the mirror to (X, D) is given by

$$(5.5) \quad \text{Speck}[Q(X, D)][\vartheta_{e_1}, \vartheta_{e_2}, \vartheta_{e_3}, \vartheta_{e_4}] / (\vartheta_{e_1}\vartheta_{e_2}\vartheta_{e_3}\vartheta_{e_4} = (1 + t^{[-E_1]}\vartheta_{e_1})^{d_1}(1 + t^{[-E_2]}\vartheta_{e_2})^{d_2}t^{[L]}),$$

where $Q(X, D)$ is the relevant monoid associated to (X, D) defined as in (3.5), $[L]$ is the class of a general line, $[E_1]$ is the class of a fiber over H_1 and $[E_2]$ is the class of a fiber over H_2 .

REFERENCES

- [1] Dan Abramovich, Qile Chen, Mark Gross, and Bernd Siebert. Punctured logarithmic maps. *preprint arXiv:2009.07720*.
- [2] Dan Abramovich, Qile Chen, Mark Gross, and Bernd Siebert. Decomposition of degenerate Gromov-Witten invariants. *Compos. Math.*, 156:2020–2075, 2020.

- [3] Hülya Argüz and Mark Gross. The higher dimensional tropical vertex. *arXiv preprint arXiv:2007.08347*, to appear in *Geometry and Topology*, 2021.
- [4] Lawrence Jack Barrott. Explicit equations for mirror families to log Calabi-Yau surfaces. *arXiv preprint arXiv:1810.08356*, 2018.
- [5] Wieb Bosma, John Cannon, and Catherine Playoust. The Magma algebra system. I. The user language. *J. Symbolic Comput.*, 24(3-4):235–265, 1997. Computational algebra and number theory (London, 1993).
- [6] Philip Candelas, Xenia C De la Ossa, L Parkes, and PS Green. A pair of Calabi-Yau manifolds as an exactly soluble superconformal theory. Technical report, 1990.
- [7] Michael Carl, Max Pumperla, and Bernd Siebert. A tropical view of Landau-Ginzburg models. *Siebert's webpage*, 3:406, 2010.
- [8] Tom Coates, Alessio Corti, Sergey Galkin, and Alexander Kasprzyk. Quantum periods for 3-dimensional fano manifolds. *Geometry & Topology*, 20(1):103–256, 2016.
- [9] Tom Coates, Alessio Corti, Sergey Galkin, and Alexander Kasprzyk. Quantum periods for 3-dimensional fano manifolds. *Geometry & Topology*, 20(1):103–256, 2016.
- [10] Olivier Debarre. Introduction to mori theory. *Université Paris Diderot*, 2016.
- [11] Tom Ducat. The 3-dimensional Lyness map and a self-mirror log Calabi-Yau 3-fold. *arXiv preprint arXiv:2105.07843*, 2021.
- [12] Mark Gross, Paul Hacking, and Sean Keel. Mirror symmetry for log Calabi-Yau surfaces I. *Publications mathématiques de l’IHÉS*, 122(1):65–168, 2015.
- [13] Mark Gross, Paul Hacking, and Sean Keel. Moduli of surfaces with an anti-canonical cycle. *Compositio Mathematica*, 151(2):265–291, 2015.
- [14] Mark Gross, Paul Hacking, and Bernd Siebert. Theta functions on varieties with effective anti-canonical class. preprint arxiv:1601.07081, to appear in *Memoirs of the AMS*.
- [15] Mark Gross, Rahul Pandharipande, and Bernd Siebert. The tropical vertex. *Duke Math. J.*, 153(2):297–362, 2010.
- [16] Mark Gross and Bernd Siebert. Intrinsic mirror symmetry and punctured Gromov-Witten invariants. In *Algebraic geometry: Salt Lake City 2015*, volume 97 of *Proc. Sympos. Pure Math.*, pages 199–230. Amer. Math. Soc., Providence, RI, 2018.
- [17] Mark Gross and Bernd Siebert. The canonical wall structure and intrinsic mirror symmetry. *arXiv preprint arXiv:2105.02502*, 2021.
- [18] Maxim Kontsevich and Yan Soibelman. Affine structures and non-Archimedean analytic spaces. In *The unity of mathematics*, volume 244 of *Progr. Math.*, pages 321–385. Birkhäuser Boston, Boston, MA, 2006.
- [19] Naichung Conan Leung and Margaret Symington. Almost toric symplectic four-manifolds. *Journal of symplectic geometry*, 8(2):143–187, 2010.

LABORATOIRE DE MATHÉMATIQUES, UNIVERSITÉ DE VERSAILLES ST QUENTIN EN YVELINES, FRANCE
 Email address: nuromur-hulya.arguz@uvsq.fr