

Testing a non linear solution of the Israel-Stewart theory with supernovae

Miguel Cruz^{a,*}, Norman Cruz^{b,c,†}, Esteban González^{d,‡} and Samuel Lepe^{e,§}

^a*Facultad de Física, Universidad Veracruzana 91000, Xalapa, Veracruz, México,*

^b*Departamento de Física, Universidad de Santiago de Chile,*

Avenida Ecuador 3493, Santiago, Chile,

^c*Center for Interdisciplinary Research in Astrophysics and*

Space Exploration (CIRAS), Universidad de Santiago de Chile,

Av. Libertador Bernardo O'Higgins 3363, Estación Central, Chile,

^d*Dirección de Investigación y Postgrado,*

Universidad de Aconcagua, Pedro de Villagra 2265,

Vitacura, 7630367 Santiago, Chile,

^e*Instituto de Física, Facultad de Ciencias,*

Pontificia Universidad Católica de Valparaíso,

Avenida Brasil 2950, Valparaíso, Chile.

(Dated: September 21, 2021)

Abstract

In this work we test the capability of an exact solution found in the framework of a non linear extension of the Israel-Stewart theory to fit the supernovae Ia data. This exact solution is a generalization of one previously found in the context of the near equilibrium description of dissipative processes, where a dissipative unified dark matter model is studied, considering that such generalized solution does not represent the full regime of the non linear picture. We restrict the solution to the case where a positive entropy production is guaranteed. It is found that for some specific values of the parameter that characterizes the non linear effects, namely k , the model fits the supernovae Ia data slightly better than the Λ CDM model.

PACS numbers: 98.80.-k, 05.70.-a, 04.20.Dw

Keywords: dissipative cosmology, causal thermodynamics

*miguelcruz02@uv.mx

†norman.cruz@usach.cl

‡esteban.gonzalez@uac.cl

§samuel.lepe@pucv.cl

I. INTRODUCTION

The current picture of the universe is inconceivable without a dark component, which leads to an accelerated cosmic expansion and that it is usually named as dark energy (DE). A first attempt to explain this phenomenon motivated the introduction of the cosmological constant in Einstein's equations. This simple modification it is well known as Λ CDM or standard cosmological model. However, despite its great success to fit many of the sets of observational data; does not provide a compelling answer about the actually nature of the DE and it lacks of physical consistency in order to describe some observational facts: the uniformity of the temperature for the photons coming from the CMB (Cosmic Microwave Background) and the flattening behavior of the universe¹, these are the horizon and flatness problems. A viable explanation for these issues was granted by the inflationary theory [2], a period of over-accelerated expansion after the big bang. Another problem is the value of the cosmological constant, Λ . In presence of cosmological constant the empty space has an energy density of the form, $\bar{\rho}_{emp} \rightarrow \rho_{emp} + \Lambda$. Observationally, this vacuum energy density it is constrained to be smaller than 10^{-47} GeV and from elementary theories of particles was found that must be around 10^{71} GeV [3], there is a discrepancy of 118 orders of magnitude between theory and observations. Besides, from some other cosmological results, a very tiny (non zero) and extremely fine tuned value for $\bar{\rho}_{emp}$ can be found, $\bar{\rho}_{emp} \simeq \mathcal{O}(10^{-123})$ [4].

On the other hand, assuming that observations are correct, the small value obtained for the density $\bar{\rho}_{emp}$ leads to confusing results. From the definition of the vacuum density given above, we can see that such density must remain constant throughout the cosmic evolution and according to the Λ CDM description, the energy density associated to the matter sector typically has a decreasing behavior, $\rho_m \propto a^{-3}$, where a is the scale factor. Therefore one could expect a difference of several orders of magnitude between both densities along cosmic expansion. However, the quotient $\rho_m/\bar{\rho}_{emp}$ is almost equal to one at present time, i.e., both components aggregate similar amounts to the energy content of the universe; this coincidence is not well understood and it is known as cosmological coincidence problem [5]. These and some other problems indicated that new alternatives to describe the dark

¹ In fact, some tensions on the actual value of the curvature parameter are well known in modern cosmology, see for instance Ref. [1].

component of the universe are necessary, one possibility is given by dynamical DE models, as stated in Ref. [6], an interesting proposal can be found in [7]. Within the Einstein framework this means that this component can be thought-out as a generic dynamical fluid with a given EoS that relates the pressure with the energy density of the fluid. Recent results show that for a barotropic EoS, $p = \omega\rho$, this component could have a ω parameter situated between the quintessence and phantom regimes [8].

Going beyond the standard cosmological model in order to describe the DE problem can be a difficult task, but an interesting approach for this problem is given by the inclusion of causal dissipative effects (bulk viscosity) in the fluid description [9, 10]. Dissipative processes can characterize important stages of cosmic evolution: reheating of the universe, decoupling of neutrinos from the cosmic plasma, nucleosynthesis and besides can also be present in several astrophysical mechanisms, for example, the collapse of radiating stars to a neutron star or black hole and in the accretion of matter around neutron stars or black holes [11]. In the standard description a cosmological fluid has a constant temperature and can not generate entropy or *frictional* heating; therefore the cosmological constant as source of DE has non sense at thermodynamics level [12]. Also within the standard description the DE is not allowed to interact with other components of the universe. However, a more realistic (and consistent) picture of the universe should not forbid such interaction [13]. Several works demonstrate that under the description of thermodynamics for reversible processes, the dissipative effects play a relevant role at late times of cosmic evolution and even more, are capable to concede a phantom cosmology under some assumptions [14–18]. Beyond the bounds of reversible processes, the dissipative effects can be used to solve some problems at thermodynamics level of the phantom regime. For instance, the simultaneous positivity of entropy and temperature [19].

An interesting work on dissipative cosmology can be found in Ref. [20], where the authors discuss that when these effects are coupled to the gravitational sector the causal structure of the theory can be maintained without invoke the near equilibrium condition or a specific EoS, besides is the first work that establishes the initial-value problem in the context of viscous fluids, this formulation represents an important ingredient to perform numerical simulations. This last result could provide a way to assert or discard the findings

of Ref. [21], where was claimed that bulk viscosity could contribute significantly to the emission of gravitational waves in neutron star mergers. Some other results can be found in Refs. [22, 23], where the role of bulk viscosity is studied in other contexts such as the radial oscillation of relativistic stars and the cosmological implications for universes filled with Quark-Gluon plasma.

Recent studies show that bulk viscous cosmologies are not ruled out by the observational data at all. In fact, in Ref. [24] the bulk viscosity effects were tested with the combination of data coming from CMB, Supernovae Type Ia (SNe Ia) and Hubble parameter measurements (OHD). This complete study shows that the parameter that characterizes the viscosity must be non-zero and, in addition, the results obtained seem to relieve the current tension in the estimation of the value for the Hubble parameter at present time, generally denoted as H_0 . Somehow this seems to be consistent with the results of Ref. [25], where was proposed that the H_0 tension might be resolved in the context of a new theory and consists in the annexation of an extra form of DE. In the interesting compendium [26], bulk viscous effects are explored as a viable alternative to relieve the H_0 tension.

Our aim in this paper is to study the capability to fit the SNe Ia data by an exact solution found in the non linear regime of the Israel-Stewart theory and compare it with the Λ CDM model. Such solution represents a generalization of one found previously in the context of linear regime for an unified model of dissipative dark matter (DM) [27]. Since no other fluid was included in order to obtain this solution, it is suitable only to describe the late times evolution. Furthermore, according to [27] the accelerated expansion can be described within a range of the parameters of the model for a pressureless DM fluid, which are compatible with OHD and SNe Ia data. The main motivation to include the non linear extension of the Israel-Stewart theory comes from the fact that the aforementioned exact solution represents an accelerated universe, which means that the near equilibrium condition is violated, i.e., the viscous stress is greater than the equilibrium pressure p . The description of relativistic non-perfect fluids within the causal and non-causal approaches require the validity of the near equilibrium regime. Nevertheless, the near equilibrium condition can be relaxed by considering a non linear extension of the Israel-Stewart model. In this description high values in the non adiabatic contribution to the speed of sound can

be allowed, and it is also possible to visualize, by means of a statistical analysis with the use of the Pantheon sample, that the non-linear regime requires great values for such value. On the other hand, in this work we focus on the positive entropy production case within the non linear extension. This thermodynamic restriction leads to a simplified version of the full theory. Therefore, the consideration of the full theory could reveal some other different aspects from those obtained here.

This work is organized as follows: In Section II we provide a brief description of the Israel-Stewart model and discuss the passage from this scheme to the non linear regime of dissipative cosmology. The exact solutions emerging from both scenarios are discussed. Section III is devoted to the statistical analysis of the non linear solution with the use of SNe Ia data. In Section IV we give the final comments of our work. In this work we will consider $8\pi G = c = k_B = 1$ units.

II. PRELIMINARIES OF THE ISRAEL-STEWART THEORY

In the Israel-Stewart's framework the Hubble parameter obeys the following transport equation [17, 28]

$$\ddot{H} + \left[3H(1 + \omega) + \frac{\Delta}{2} \right] \dot{H} + \frac{9}{2}\epsilon(1 - \omega^2) \left\{ \frac{(1 + \omega)}{3^s \xi_0} H^{1-2s} - 1 \right\} H^3 + \frac{\epsilon(1 - \omega^2)}{3^{s-1}\xi_0} \dot{H} H^{2(1-s)} + \frac{3}{4}(1 + \omega)\Delta H^2 = 0, \quad (1)$$

where the dot denotes derivatives with respect to the cosmic time. Some remarks are in order: ϵ is a constant parameter, the bulk viscosity coefficient, ξ , has been chosen of the form $\xi_0 \rho^s$, being ξ_0 a constant, s an arbitrary real parameter and ρ is the energy density of the fluid. An expanding evolution can take place in a scenario for an universe with viscous DM and a cosmological constant, see for instance Ref. [29]; de Sitter solutions are allowed by such model for some specific values of the parameter s , being $s = 1/2$ one of them. Although the above election for the bulk viscosity coefficient is widely used in the literature, it is still arbitrary. The election $s = 1/2$ also has the important property of simplifying the Eq. (1) in order to integrate it. In the previous equation we have defined

$$\Delta := 3H + \frac{\dot{\tau}}{\tau} - \frac{\dot{T}}{T} - \frac{\dot{\xi}}{\xi}, \quad (2)$$

being T the barotropic temperature, which is generally written as, $T = T_0(\rho/\rho_0)^{\omega/(1+\omega)}$, by means of the Gibbs integrability condition and T_0 is the value of the temperature when $\rho = \rho_0$. Without loss of generality we can consider $s = 1/2$, see for instance Refs. [16, 17, 28], where some aspects of the observed universe such as phantom regime and/or accelerated cosmic expansion were studied in the framework of viscous cosmology.

In our description we will consider a barotropic equation of state, $p = \omega\rho$, and for causality condition we have the following restriction for ω : $0 \leq \omega < 1$, which it can be obtained from the definition of the linear relaxation time [11]

$$\tau = \frac{\xi}{c_b^2(\rho + p)} = \frac{\xi_0}{\epsilon(1 - \omega^2)}\rho^{s-1}, \quad (3)$$

where c_b^2 is the non adiabatic contribution to the speed of sound v (or speed of bulk viscous perturbations) and the bulk viscous coefficient was taken as $\xi = \xi_0\rho^s$. The causality condition reads, $v^2 = c_s^2 + c_b^2 \leq 1$, being $c_s^2 := (\partial p/\partial\rho)$, the adiabatic contribution. Therefore, in order to fulfill the causality condition we must have $c_b^2 = \epsilon(1 - \omega)$, where the parameter ϵ was introduced and must satisfy the following condition, $0 < \epsilon \leq 1$. The previous equation for the relaxation time corrects the relation, $\xi/\rho\tau = 1$, which is considered in several works.

Within the context of a FLRW geometry the energy density of the viscous fluid obeys the continuity equation $\dot{\rho} + 3H[(1 + \omega)\rho + \Pi] = 0$, being Π the viscous pressure. The energy density can be written in terms of the Hubble parameter by means of the Friedmann equation as follows, $3H^2 = \rho$. Also note that if we consider the acceleration equation $\dot{H} + H^2 = -[\rho + 3(p + \Pi)]/6$, then we can obtain the explicit form of the dissipation term, $\Pi = -2\dot{H} - 3H^2(1 + \omega)$. Besides, we say we have the full Israel-Stewart theory if the viscous pressure obeys the following equation [9]

$$\tau\dot{\Pi} + \left(1 + \frac{1}{2}\tau\Delta\right)\Pi = -3\xi(\rho)H. \quad (4)$$

In the limit, $\tau \rightarrow 0$, we have the truncated Israel-Stewart (non-causal) model, this latter case is not considered in this work. Therefore the Eq. (1) becomes

$$\ddot{H} + b_1H\dot{H} - \Gamma H^{-1}\dot{H}^2 + b_2H^3 = 0, \quad (5)$$

where the Eqs. (3) and (2) together with the continuity equation for the energy density, the barotropic temperature and bulk viscosity coefficient given previously were used. For

simplicity in the notation we have defined the following constant coefficients

$$b_1 = 3 \left\{ 1 + \frac{\epsilon(1-\omega^2)}{\sqrt{3}\xi_0} \right\}, \quad b_2 = \frac{9}{4}(1+\omega) \left\{ 1 - 2\epsilon(1-\omega) + \frac{2\epsilon(1-\omega^2)}{\sqrt{3}\xi_0} \right\} \quad \text{and} \quad \Gamma = \frac{(1+2\omega)}{(1+\omega)}. \quad (6)$$

It is worthy to mention that if we consider the limit case $\omega = 0$ in the differential equation written in (5), we obtain the non-relativistic or DM case ($\gamma = 1$) explored in Ref. [30].

A. Exact solution and its extension to a non linear regime

In the following section we will provide some generalities of the exact solution found in Ref. [27]. We refer the reader to the aforementioned reference to see the technical details clearly. By introducing the change of variable, $x = \ln(a/a_0)$ in Eq. (5), where a_0 is the value for the scale factor at which the Hubble parameter becomes H_0 , one gets

$$\frac{d^2 H}{dx^2} + b_1 \frac{dH}{dx} + \frac{1-\Gamma}{H} \left(\frac{dH}{dx} \right)^2 + b_2 H = 0. \quad (7)$$

Solving the previous equation for $\omega \neq 0$ we can obtain the Hubble parameter as a function of the redshift z , as follows

$$H(z) = \frac{H_0}{\cosh^{1+\omega}(\beta C)} (1+z)^\alpha \cosh^{1+\omega} [\beta(\ln(1+z) + C)], \quad (8)$$

where

$$C = \frac{1}{\beta} \operatorname{arctanh} \left[\frac{(q_0 + 1) - \alpha}{(1+\omega)\beta} \right], \quad (9a)$$

$$\alpha = \frac{\sqrt{3}(1+\omega)}{2\xi_0} \left[\sqrt{3}\xi_0 + \epsilon(1+\omega)(2 - (1+\omega)) \right], \quad (9b)$$

$$\beta = \frac{\sqrt{3}}{2\xi_0} \sqrt{6\xi_0^2 \epsilon(2 - (1+\omega)) + \epsilon^2(1+\omega)^2(2 - (1+\omega))^2}. \quad (9c)$$

The form of the constants defined previously come from the initial conditions for the Hubble parameter, $H(z=0) = H_0$, and its derivative $H'(z=0)$, which defines the present time value for the deceleration parameter written as q_0 . In our expressions the prime denotes derivative with respect to the redshift². In this description, the value $\omega = 0$ can be considered as limit case to perform a comparison with the Λ CDM model. In Ref. [31] the solution (8) was

² The redshift (or scale factor) derivative of the Hubble parameter can be related to the deceleration parameter through the relation: $\frac{dH(z)}{dz} = \frac{1+q(z)}{1+z} H(z)$.

tested with the use of the joint SNe Ia+OHD data. The Israel-Stewart model is based on the assumption that only small deviations from equilibrium are permitted. This implies that we must have a rapid adjustment to the cooling caused by the cosmic expansion, i.e., $\tau H \ll 1$, which can be seen from Eq. (3). However, by using SNe Ia data some drawbacks in the model were found, according to the analysis performed in [31]. In order to have late times cosmic expansion, the best fit of the parameters indicates that $\xi_0 \gg 1$ together with $\omega \approx 0$. Therefore the rapid adjustment condition is lost. Nevertheless, in order to explore dissipative processes beyond the near equilibrium condition mentioned before, was introduced a non linear extension of the Israel-Stewart model in Ref. [32], in which large deviations from equilibrium are allowed. In this case the transport equation for the viscous pressure given in (4) transforms into

$$\tau \dot{\Pi} \left(1 + \frac{\tau_*}{\xi(\rho)} \Pi \right) + \left[1 + \frac{1}{2} \tau \Delta \left(1 + \frac{\tau_*}{\xi(\rho)} \Pi \right) + 3\tau_* H \right] \Pi = -3\xi(\rho)H, \quad (10)$$

where $\tau_* \geq 0$ characterizes the time scale for the non linear effects. The most simple assumption for this time scale is given by $\tau_* = k^2 \tau$, then for $k = 0$ we recover the non truncated Israel-Stewart model. This behavior ensures the causality of the model. Using the transport equation (10), together with a FLRW geometry and repeating the procedure as done previously for the Israel-Stewart model, we arrive to a more complicated second order differential equation for the Hubble parameter [16, 32]

$$\left[1 - \frac{k^2}{\epsilon(1-\omega)} - \left(\frac{2k^2}{3\epsilon(1-\omega^2)} \right) \frac{\dot{H}}{H^2} \right] \left\{ \ddot{H} + 3H\dot{H} + \left(\frac{1-2(1+\omega)}{(1+\omega)} \right) \frac{\dot{H}^2}{H} + \frac{9}{4}(1+\omega)H^3 \right\} + \frac{3\epsilon(1-\omega^2)}{2\sqrt{3}\xi_0} \left[1 + \left(\frac{\sqrt{3}\xi_0 k^2}{\epsilon(1-\omega^2)} \right) H^{2s-1} \right] H^{2(1-s)} (2\dot{H} + 3(1+\omega)H^2) - \frac{9}{2}\epsilon(1-\omega^2)H^3 = 0. \quad (11)$$

This previous equation describe the behavior of the full non linear regime. On the other hand, by considering the special case, $s = 1/2$, in Ref. [33] was found that for models with barotropic temperature the term, \dot{H}/H^2 , appearing in the differential equation (11) must be bounded together with $k^2 < 1$, in order to have a positive entropy production. Under these assumptions the resulting second order differential equation for H at first order in k^2 takes the same structure of the Eq. (5), but in this case the constant coefficients b_1 , b_2 and

Γ are redefined as follows

$$\hat{b}_1 = b_1 + 2\sqrt{3}\frac{k^2(1+\omega)}{\xi_0}, \quad (12)$$

$$\hat{\Gamma} = \Gamma - \frac{2k^2}{\sqrt{3}\xi_0}, \quad (13)$$

$$\hat{b}_2 = b_2 + \frac{3\sqrt{3}}{2}\frac{k^2(1+\omega)^2}{\xi_0}. \quad (14)$$

Therefore, the solution for the Hubble parameter in this non linear regime will have the same mathematical structure of solution given in (8), but will describe dissipative processes far from equilibrium. In terms of the redshift the Hubble parameter for the non linear regime can be penned as follows

$$H(z) = \frac{H_0}{\cosh^{\kappa(1+\omega)}(\bar{\beta}\bar{C})} (1+z)^{\kappa\bar{\alpha}} \cosh^{\kappa(1+\omega)} [\bar{\beta}(\ln(1+z) + \bar{C})], \quad (15)$$

with

$$\bar{C} = \frac{1}{\bar{\beta}} \operatorname{arctanh} \left[\frac{(q_0 + 1) - \kappa\bar{\alpha}}{\kappa(1+\omega)\bar{\beta}} \right], \quad (16a)$$

$$\bar{\alpha} = \frac{\sqrt{3}(1+\omega)}{2\xi_0} \left[\sqrt{3}\xi_0 + \epsilon(1+\omega)(2 - (1+\omega)) + 2k^2(1+\omega) \right], \quad (16b)$$

$$\bar{\beta} = \frac{\sqrt{3}}{2\xi_0} \sqrt{6\xi_0^2\epsilon(2 - (1+\omega)) + \epsilon^2(1+\omega)^2(2 - (1+\omega))^2 - 4k^2(1+\omega)\epsilon(2 - (1+\omega)) \left(\sqrt{3}\xi_0 + 2(1+\omega) \right)}, \quad (16c)$$

$$\kappa = \frac{\sqrt{3}\xi_0}{\sqrt{3}\xi_0 + 2k^2(1+\omega)}. \quad (16d)$$

Note from previous expressions that the value $k = 0$ represents the Israel-Stewart model since for such case we have $\bar{\alpha} = \alpha$, $\bar{\beta} = \beta$, $\bar{C} = C$ and $\kappa = 1$.

III. FITTING THE MODEL TO SUPERNOVAE IA DATA

Since the results obtained by the independent projects Supernova Cosmology Project and High-z Supernova Search Team, which evidenced an acceleration in the expansion of the universe [34, 35], that the SNe Ia have been widely used as perfect standard candles for measuring the geometry and dynamics of the universe. Hence, in order to study the viability of the solution obtained in the non linear regime of the Israel-Stewart theory to describe the

recent acceleration expansion of the universe, we shall constraint its free parameters with the SNe Ia data coming from the Pantheon sample, which consist in 1048 data points in the redshift range $0.01 \leq z \leq 2.3$ [36]. To do so, we compute the best-fit parameters with the affine-invariant Markov Chain Monte Carlo method (MCMC) [37], implemented in the pure-Python code *emcee* [38], by setting 100 chains with a maximum number of steps of 15.000. As convergence test, we compute at every 50 steps the autocorrelation time τ_{corr} , provided by the *emcee* module. If the current step is larger than $50\tau_{corr}$ and if the values of τ_{corr} changed by less than 1%, then we will consider that the chains are converged and the code is stopped. We discard the first $5\tau_{corr}$ steps as “burn-in” steps, thin by $\tau_{corr}/2$, and we flatten the chains. We complemented this convergence test with the mean acceptance fraction, which should be between 0.2 and 0.5 [38], and can be modified by the stretch move provided by the *emcee* module.

Considering we are implementing a Bayesian statistical analysis to estimate the free parameters of the model and their respective confidence regions, we need to construct the following Gaussian likelihood function

$$\mathcal{L} \propto \exp\left(-\frac{\chi^2}{2}\right), \quad (17)$$

where χ^2 is the merit function for the SNe Ia data, which is constructed as

$$\chi^2 = \sum_{i=1}^{1048} \left[\frac{\mu_i - \mu_{th}(z_i, \theta)}{\sigma_i} \right]^2, \quad (18)$$

where μ_i is the observational distance modulus of each SNe Ia at redshift z_i , with an associated error σ_i , θ encompasses the free parameters of the model, and μ_{th} is the theoretical distance modulus of each SNe Ia at the same redshift z_i , which for a flat FLRW spacetime is given by

$$\mu_{th}(z_i, \theta) = 5 \log_{10} \left[\frac{d_L(z_i, \theta)}{Mpc} \right] + \bar{\mu}, \quad (19)$$

being $\bar{\mu} = 5 [\log_{10}(c/H_0) + 5]$, where c is the speed of light given in units of $km s^{-1}$, H_0 is the current value of the Hubble parameter, and

$$d_L(z_i, \theta) = (1 + z_i) \int_0^{z_i} \frac{dz'}{E(z', \theta)}, \quad (20)$$

is their luminosity distance. $E(z, \theta)$ is defined through the relation $E(z, \theta) = H(z, \theta)/H_0$.

In the Pantheon sample, the distance estimator is obtained using a modified version of the Tripp’s formula [39], with two nuisance parameters calibrated to zero with the BBC

method [40]. Hence, the observational distance modulus is obtained by

$$\mu_i = m_{B,i} - \mathcal{M}, \quad (21)$$

where $m_{B,i}$ is the corrected apparent B-band magnitude of a fiducial SNe Ia, provided by the Pantheon sample ³, and \mathcal{M} is a nuisance parameter. Therefore, The merit function (18) can be written in matrix notation (denoted by bold symbols) as

$$\chi^2 = [\mathbf{m}_B - \mathbf{m}_{th}(z, \theta, \mathcal{M})]^\dagger \mathbf{C}^{-1} [\mathbf{m}_B - \mathbf{m}_{th}(z, \theta, \mathcal{M})], \quad (22)$$

where $[\mathbf{m}_B]_i = m_{B,i}$, $[\mathbf{m}_{th}(z, \theta, \mathcal{M})]_i = \mu_{th}(z_i, \theta) + \mathcal{M}$, and $\mathbf{C} = \mathbf{D}_{stat} + \mathbf{C}_{sys}$ is the total covariance matrix, being $\mathbf{D}_{stat} = \text{diag}(\sigma_i^2)$ the statistical uncertainties and \mathbf{C}_{sys} the systematic uncertainties, as well provided by the Pantheon sample ⁴.

In order to reduce the number of free parameters and marginalize over the nuisance parameters $\bar{\mu}$ and \mathcal{M} , we define $\bar{\mathcal{M}} = \bar{\mu} + \mathcal{M}$, and the merit function (22) can be expanded as [41]

$$\chi^2 = A(z, \theta) - 2B(z, \theta)\bar{\mathcal{M}} + C\bar{\mathcal{M}}^2, \quad (23)$$

where

$$A(z, \theta) = [\mathbf{m}_B - \mathbf{m}_{th}(z, \theta, \bar{\mathcal{M}} = 0)]^\dagger \mathbf{C}^{-1} [\mathbf{m}_B - \mathbf{m}_{th}(z, \theta, \bar{\mathcal{M}} = 0)], \quad (24)$$

$$B(z, \theta) = [\mathbf{m}_B - \mathbf{m}_{th}(z, \theta, \bar{\mathcal{M}} = 0)]^\dagger \mathbf{C}^{-1} \mathbf{1}, \quad (25)$$

$$C = \mathbf{1} \mathbf{C}^{-1} \mathbf{1}. \quad (26)$$

Therefore, by minimizing the Eq. (23) with respect to $\bar{\mathcal{M}}$ one obtains $\bar{\mathcal{M}} = B/C$, and the merit function reduces to

$$\chi^2 = A(z, \theta) - \frac{B(z, \theta)^2}{C}, \quad (27)$$

expression that depends only on the free parameters of the model and the redshift. The merit function (27) provides the same information as the merit function (18), since the best-fit parameters minimize the merit function. Therefore, we use the minimized merit function

³ Available online in the GitHub repository <https://github.com/dscolnic/Pantheon>. The corrected apparent magnitude m_B for each SNe Ia together with their respective redshift z and error σ are available in the document *lparam_full_long.txt*.

⁴ Available online in the GitHub repository <https://github.com/dscolnic/Pantheon>. The full systematic uncertainties matrix is available in the document *sys_full_long.txt*.

(27) in our MCMC analysis and we use them as an indicator of the goodness of the fit: the smaller the value of χ^2 evaluated in the best-fit parameters (χ_{min}^2) is, the better is the fit.

It is important to mention that in principle the merit function can be minimized by added free parameters, resulting in overfitting. Consequently, we will use the Bayesian criterion information (BIC) [42] in order to compare the goodness of the fit statistically. This criteria introduce a penalization in the value of χ_{min}^2 that depends on the total number of free parameters of the model θ_N , according to the expression

$$BIC = \theta_N \ln(n) + \chi_{min}^2, \quad (28)$$

where n is the number of the data samples. So, when we compared two models, the one most favored by the observations correspond to the one with the smallest values of χ_{min}^2 and BIC. In general, a difference of 2 – 6 in BIC between two models is considered as evidence against the model with the higher BIC, a difference of 6 – 10 in BIC is already strong evidence, and a difference > 10 is very strong evidence.

A. Results and discussion

The model is contrasted with the SNe Ia data through the Hubble parameter given in Eq. (15), whose respective free parameters are $\theta = \{\xi_0, \epsilon, q_0, k, \omega\}$. Since we are interested in the viability of our model to describe the recent acceleration expansion of the universe without the inclusion of a cosmological constant like the Λ CDM model, we assume a pressureless fluid, i.e, $\omega = 0$, for the DM and we fit the model for five cases, one of them is the linear regime when $k = 0$, and the other four cases is for the nonlinear regime with $k = 0.2, 0.4, 0.6$ and 0.8 , in order to study the effects of non-linearity in the solution. Considering also that $\xi_0 > 0$, then we make the change of variable $\xi_0 = \tan(\Xi)$, in order to simplify the sample of the full parameter space. So, the free parameters reduces to $\theta = \{\Xi, \epsilon, q_0\}$, for which we use the flat priors $\Xi \in [0, \pi/2]$, $\epsilon \in [0, 1]$, and $q_0 \in [-1, 0]$, and the nonlinear solution will be compared with the linear one and the Λ CDM model, whose respective Hubble parameter is given by

$$H_{\Lambda CDM} = H_0 \sqrt{\Omega_m(1+z)^3 + 1 - \Omega_m}, \quad (29)$$

where Ω_m is the matter density parameter, the only free parameter of the model, for which we consider the flat prior $\Omega_m \in [0, 1]$. It is important to note that, the solutions in the linear

and nonlinear regime of the IS theory are matter dominant, i.e., $\Omega_m = 1$.

In Table I we present some final values like the total steps, the mean acceptance fraction and the autocorrelation time of each free parameter of the tested model, when the convergence criterion described in Sec. III is fulfilled during our MCMC analysis and the code is stopped. In Table II we present the best-fit values for the Λ CDM model, the linear solution and the nonlinear solution when $k = 0.2, 0.4, 0.6$ and 0.8 , as well as their respective goodness of fit criteria. In Figures 1 and 2 we depict the respective joint and marginalized credible regions of the parameter space for the Λ CDM model, the linear solution and the nonlinear solution in their four cases of study.

Model	Total steps	MAF	τ_{cort}			
			Ω_m	Ξ	ϵ	q_0
Λ CDM	650	0.493	10.8
Linear solution $k = 0$	4800	0.431	...	95.0	94.4	44.0
Nonlinear Solution $k = 0.2$	5000	0.424	...	98.6	96.6	45.7
Nonlinear Solution $k = 0.4$	4100	0.437	...	81.4	79.6	39.4
Nonlinear Solution $k = 0.6$	3400	0.453	...	67.6	67.8	36.4
Nonlinear Solution $k = 0.8$	3000	0.462	...	59.5	58.3	36.7

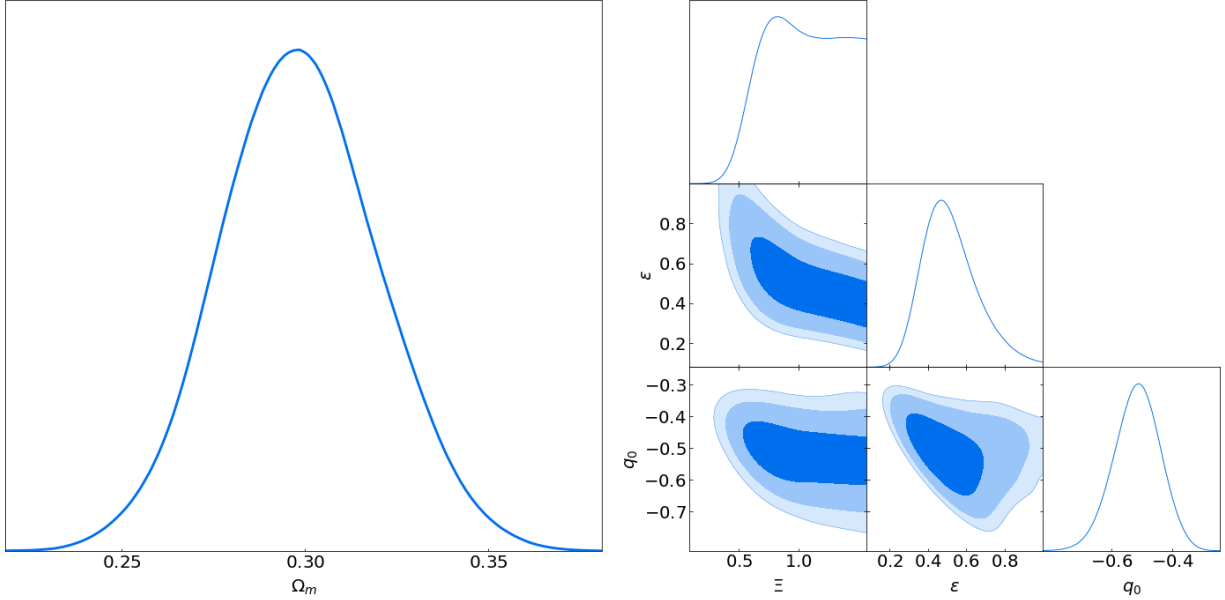
TABLE I: Final values of our convergence test described in Sec. III. In the second column are displayed the step where the code is stopped when the convergence criterion is satisfied. In the third column are displayed the mean acceptance fraction (MAF) obtained for a value of the stretch move of $a = 8$ for the Λ CDM model and $a = 2.5$ for the linear and nonlinear solutions. In the fourth column are displayed the autocorrelation time of each free parameter computed at the step when the code is stopped.

The results in the Table II indicate that the nonlinear solution for $k = 0.4, 0.6$ and 0.8 has slightly lower values of χ^2_{min} than the Λ CDM model, the linear solution and the nonlinear solution for $k = 0.2$, while the Λ CDM model has slightly lower values than the linear solution and the nonlinear solution for $k = 0.2$. Therefore, The Λ CDM model is better than the linear solution and the nonlinear solution for $k = 0.2$ to describe the SNe Ia data; but, the nonlinear solution for $k = 0.4, 0.6$ and 0.8 are better than the Λ CDM model to describe the SNe Ia data, being the case with $k = 0.8$ the better. However, the Λ CDM

Model	Best-fit values				Goodnes of fit	
	Ω_m	Ξ	ϵ	q_0	χ_{min}^2	BIC
Λ CDM	$0.298^{+0.022}_{-0.021}$	1026.86	1033.82
Linear solution $k = 0$	1	$1.021^{+0.374}_{-0.351}$	$0.499^{+0.162}_{-0.124}$	$-0.515^{+0.074}_{-0.077}$	1027.09	1047.95
Nonlinear Solution $k = 0.2$	1	$1.079^{+0.330}_{-0.295}$	$0.526^{+0.202}_{-0.137}$	$-0.513^{+0.075}_{-0.080}$	1027.04	1047.90
Nonlinear Solution $k = 0.4$	1	$1.206^{+0.240}_{-0.208}$	$0.570^{+0.225}_{-0.156}$	$-0.515^{+0.075}_{-0.077}$	1026.84	1047.70
Nonlinear Solution $k = 0.6$	1	$1.311^{+0.171}_{-0.142}$	$0.599^{+0.226}_{-0.171}$	$-0.513^{+0.075}_{-0.082}$	1026.74	1047.61
Nonlinear Solution $k = 0.8$	1	$1.387^{+0.119}_{-0.103}$	$0.612^{+0.235}_{-0.174}$	$-0.514^{+0.077}_{-0.079}$	1026.58	1047.44

TABLE II: Best-fit values for each model free parameters θ , as well as their respective goodness of fit criteria, obtained from the Bayesian statistical analysis of Sec. III. In the second row are displayed the best-fit values obtained for the Λ CDM model, while in the third row are displayed the best-fit values obtained for the linear solution. In the fourth to the seventh row are displayed the best-fit values obtained for the nonlinear solution when $k = 0.2, 0.4, 0.6$ and 0.8 , respectively. The uncertainties correspond to $1\sigma(68.3\%)$ of confidence level (CL).

model displays a lower value of BIC of all the models tested, with a difference greater than 10 respect to the other models, which is translated into a very strong evidence against the linear and nonlinear solutions. But, even though we have found evidence that the Λ CDM model is statistically the best model to describe the SNe Ia data, mainly because it has only one free parameter compared with the three free parameters of the linear and nonlinear solutions, the nonlinear solution cannot be discarded as a good model in order to describe the SNe Ia data, since their three free parameters are typical of the model, i.e., are not been added in order to minimize the merit function. Furthermore, the nonlinear solution studied in this work is an approximation and do not represent the full solution that can be obtained in the nonlinear regime. Therefore, considering that for a larger value of k we obtained a better fit than the Λ CDM model, we can consider the nonlinear regime of the IS theory a good theoretical framework in order to describe the recent acceleration expansion of the universe without the inclusion of a cosmological constant or some type of DE.

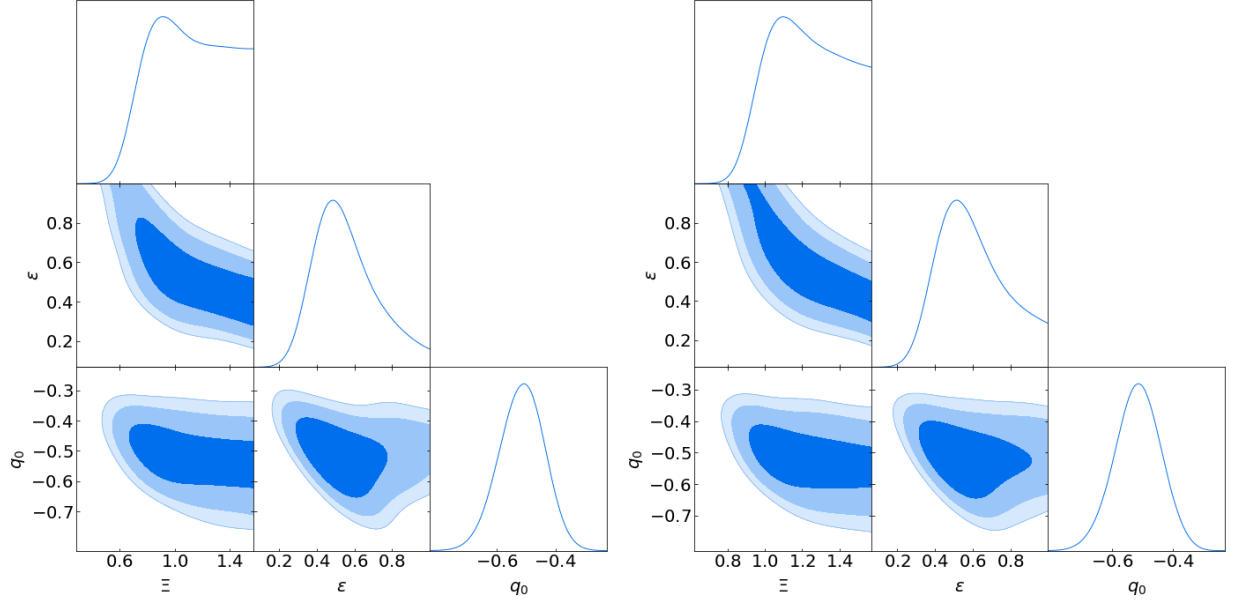


(a) Posterior distribution of the free parameter Ω_m for the Λ CDM model. (b) Joint and marginalized constraint of Ξ , ϵ and q_0 for the linear solution (nonlinear solution when $k = 0$).

FIG. 1: Joint and marginalized constraint of the free parameters θ for the Λ CDM model and the linear solution, obtained from the Bayesian statistical analysis of Sec. III. The admissible regions presented in the joint constraint correspond to 1σ (68.3%), 2σ (95.5%) and 3σ (99.7%) CL, respectively. The best-fit value for each parameter is shown in Table II.

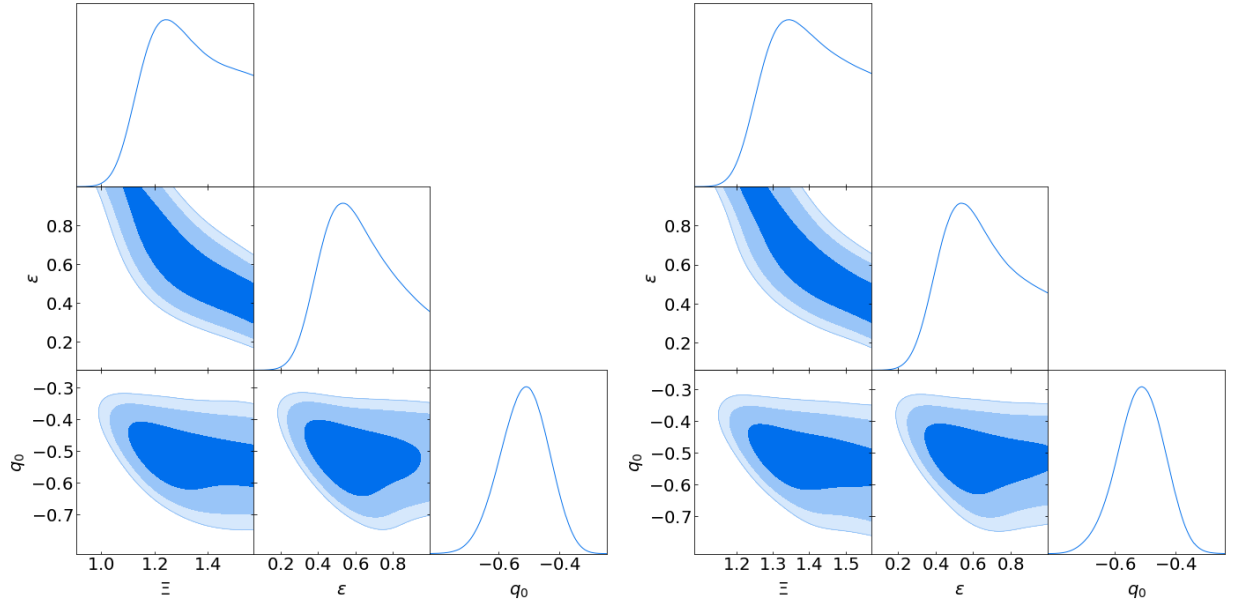
IV. DISCUSSION AND FINAL REMARKS

In this work we explored the restriction of the cosmological parameters appearing in an exact solution found in the context of a non linear regime of the Israel-Stewart theory by using the Pantheon sample. This non linear solution represents a generalization of the one found previously by some of the authors in Ref. [27] for the linear version of Israel-Stewart model, where near equilibrium condition is assumed. It is worthy to mention that the exact non linear solution considered in our analysis is not the most general; the differential equation obeyed by the Hubble parameter was simplified with the thermodynamic condition of positive entropy production, as discussed in Ref. [33]. Through out this work we set, $\omega = 0$, in order to compare our results with the Λ CDM model.



(a) Nonlinear solution with $k = 0.2$.

(b) Nonlinear solution with $k = 0.4$.



(c) Nonlinear solution with $k = 0.6$.

(d) Nonlinear solution with $k = 0.8$.

FIG. 2: Joint and marginalized constraint of Ξ , ϵ and q_0 for the nonlinear solution for four different values of k , obtained from the Bayesian statistical analysis of Sec. III. The admissible regions correspond to 1σ (68.3%), 2σ (95.5%) and 3σ (99.7%) CL, respectively. The best-fit value for each parameter is shown in Table II.

As commented above, as non linear effects become larger, or in other words, as the parameter k increases; the exact non linear solution can fit the data in a better way than the Λ CDM model, the values explored in this paper obey the thermodynamic condition, $k^2 < 1$. Then we have a viable theoretical model to describe some relevant features of the observable universe, such as the accelerated cosmic expansion for late times. However, similarly as Ref. [31], the best fit of the parameters could lead to an unstable scenario for the dissipative fluid, and some comments regarding this point are in order: the linear relaxation time written in Eq. (3) holds also in the case of a non linear extension of the Israel-Stewart theory. Under the Bardeen gauge invariant formalism for perturbations method in the Israel-Stewart theory and assuming a plane wave expansion, i.e., $\Phi \propto \exp(i\mathbf{k} \cdot \mathbf{x})$, one gets a system of coupled equations for the gravitational potential. In order to regain the Λ CDM dynamics, the velocity of bulk viscous perturbations must be in the range $10^{-11} \ll c_b^2 \lesssim 10^{-8}$. The similarity between Λ CDM and the bulk viscous model it is achieved only when the truncated (non causal) version of the Israel-Stewart model is considered; otherwise at low redshifts and small scales the viscous theory differs from the Λ CDM model, this implies that the CMB power spectrum obtained in viscous cosmologies deviates from the one furnished by the Λ CDM model, which provides a reliable description of such spectrum. Therefore the corresponding properties associated to DE and DM can not be described by a single dissipative fluid, the complete analysis for the bulk viscous perturbations can be found in Ref. [43]. For causality reasons in our description we defined, $c_b^2 = \epsilon(1 - \omega)$, thus the perturbative dynamics of the non linear regime deserves a more deep investigation in order to compare it with the Λ CDM model results. On the other hand, we must keep in mind that the exact non linear solution considered in this work comes from a simplification of the full regime, then the consideration of an exact solution coming from the full non linear regime could help to confirm or discard if this type of model can be used as an unified scenario. This latter point will be discussed elsewhere.

Additionally, the investigation of other elections for the bulk viscous coefficient, ξ , may improve the description of the dissipative processes. Although the barotropic form, $\xi = \xi_0 \rho^s$, is widely used in the literature and approximates the physical form of ξ studied in certain fluids as found in Ref. [44], is still an Ansatz introduced for mathematical simplicity. As mentioned in Ref. [11], the adequate expression to link the quantities ξ and τ is given

by the Eq. (3) with constant c_b . The barotropic assumptions, $\xi \propto \rho^s$ and $\tau \propto \rho^{s-1}$ (as given in Eq. (3)) represent consistent thermodynamic equations of state. Other elections for the bulk coefficient has been discussed in [45], where the authors proposed a bulk viscosity with hyperbolic dependence in the energy density of the viscous fluid, in such way that the viscous effects become important at late times but are less relevant in the recombination era. In the framework of Eckart's theory this model was fitted using the latest cosmological OHD data and SNe Ia distances at the background level [46]. This model, nevertheless, is unsupported by the observational data when is compared with Λ CDM.

It remains as an open question if the exploration of viscous fluids in a full non linear causal thermodynamics, including more general expressions for the bulk viscosity, could lead to cosmological models more consistent than Λ CDM. We will consider this in the near future.

Acknowledgments

This work has been supported by S.N.I. CONACyT-México (M. C.) and by the Universidad de Santiago de Chile, USACH, through Proyecto DICYT N° 042131CM (N.C.), Vicerrectoría de Investigación, Desarrollo e Innovación. M. C. acknowledges the hospitality of the Instituto de Física of PUCV and Departamento de Física of USACH, where part of this work was done. M. C. acknowledges encouragement from M. Alafita.

-
- [1] E. Di Valentino, A. Melchiorri and J. Silk, *Nat. Astron.* **4**, 196 (2020); W. Handley, *Phys. Rev. D* **103**, 041301 (2021).
 - [2] A. H. Guth, *Phys. Rev. D* **23**, 347 (1981).
 - [3] S. Weinberg, *Rev. Mod. Phys.* **61**, 1 (1989).
 - [4] T. Padmanabhan, *Phys. Rept.* **380**, 235 (2003).
 - [5] H. E. S. Velten, R. F. vom Marttens and W. Zimdahl, *Eur. Phys. J. C* **74**, 3160 (2014).
 - [6] L. G. Jaime, M. Jaber and C. Escamilla-Rivera, *Phys. Rev. D* **98**, 083530 (2018).
 - [7] G. Arciniega, M. Jaber, L. G. Jaime, O. A. Rodríguez-López, arXiv:2102.08561 [astro-ph.CO].
 - [8] N. Aghanim, et al. (Planck Collaboration), *Astron. Astrophys.* **641**, A6 (2020).

- [9] W. Israel and J. M. Stewart, *Ann. Phys.* **118**, 341 (1979).
- [10] W. Israel, *Ann. Phys.* **100**, 310 (1976); W. Zimdahl, *Mon. Not. R. Astron. Soc.* **280**, 1239 (1996); D. Pavón, *Class. Quantum Grav.* **7**, 487 (1990); L. P. Chimento and A. S. Jakubi, *Class. Quantum Grav.* **10**, 2047 (1993).
- [11] R. Maartens, arXiv:astro-ph/9609119.
- [12] V. H. Cárdenas, D. Grandón and S. Lepe, *Eur. Phys. J. C* **79**, 357 (2019).
- [13] B. Wang, E. Abdalla, F. Atrio-Barandela and D. Pavón, *Rept. Prog. Phys.* **79**, 096901 (2016).
- [14] M. Cataldo, N. Cruz and S. Lepe, *Phys. Lett. B* **619**, 5 (2005).
- [15] M. M. Disconzi, T. W. Kephart and R. J. Scherrer, *Phys. Rev. D* **91**, 043532 (2015).
- [16] M. Cruz, N. Cruz and S. Lepe, *Phys. Lett. B* **769**, 159 (2017).
- [17] N. Cruz and S. Lepe, *Phys. Lett. B* **767**, 103 (2017).
- [18] V. H. Cárdenas, M. Cruz and S. Lepe, *Phys. Rev. D* **102**, 123543 (2020).
- [19] M. Cruz, S. Lepe and S. D. Odintsov, *Phys. Rev. D* **98**, 083515 (2018).
- [20] F. S. Bemfica, M. M. Disconzi and J. Noronha, *Phys. Rev. Lett.* **122**, 221602 (2019).
- [21] M. G. Alford, L. Bovard, M. Hanauske, L. Rezzolla, and K. Schwenzer, *Phys. Rev. Lett.* **120**, 041101 (2018).
- [22] D. Barta, *Class. Quantum Grav.* **36**, 215012 (2019).
- [23] S. Bravo-Medina, M. Nowakowski and D. Batic, *Class. Quantum Grav.* **36**, 215002 (2019).
- [24] W. Yang, S. Pan, E. Di Valentino, A. Paliathanasis and J. Lu, *Phys. Rev. D* **100**, 103518 (2019).
- [25] V. Poulin, T. L. Smith, T. Karwal, and M. Kamionkowski, *Phys. Rev. Lett.* **122**, 221301 (2019).
- [26] E. di Valentino, et al., *Class. Quantum Grav.* **38**, 153001 (2021).
- [27] N. Cruz, E. González and G. Palma, *Gen. Rel. Grav.* **52**, 62 (2020).
- [28] M. Cruz, N. Cruz and S. Lepe, *Phys. Rev. D* **96**, 124020 (2017).
- [29] N. Cruz, E. González, S. Lepe and D. Sáez-Chillón Gómez, *J. Cosmol. Astropart. Phys.* **12**, 017 (2018).
- [30] N. D. Jerin Mohan, A. Sasidharan and T. K. Mathew, *Eur. Phys. J. C* **77**, 849 (2017).
- [31] N. Cruz, E. González and G. Palma, *Mod. Phys. Lett. A* **36**, 2150032 (2021).
- [32] R. Maartens and V. Méndez, *Phys. Rev. D* **55**, 1937 (1997).
- [33] L. P. Chimento, A. S. Jakubi, V. Méndez and R. Maartens, *Class. Quantum Grav.* **14**, 3363

- (1997).
- [34] A. G. Riess *et al.*, *Astron. J.* **116**, 1009 (1998).
 - [35] S. Perlmutter *et al.*, *Astrophys. J.* **517**, 565 (1999).
 - [36] D. M. Scolnic *et al.*, *Astrophys. J.* **859**, 101 (2018).
 - [37] J. Goodman and J. Weare, *Commun. Appl. Math. Comput. Sci.* **5**, 65 (2010).
 - [38] D. Foreman-Mackey *et al.*, *Publ. Astron. Soc. Pac.* **125**, 306 (2013).
 - [39] R. Tripp, *Astron. Astrophys.* **331**, 815 (1998).
 - [40] R. Kessler and D. Scolnic, *Astrophys. J.* **836**, 56 (2017).
 - [41] R. Lazkoz, S. Nesseris and L. Perivolaropoulos, *J. Cosmol. Astropart. Phys.* **2005**, 010 (2005).
 - [42] G. Schwarz, *Ann. Stat.* **6**, 461 (1978).
 - [43] O. F. Piattella, J. C. Fabris and W. Zimdahl, *J. Cosmol. Astropart. Phys.* **05**, 029 (2011).
 - [44] D. Pavón, J. Bafaluy and D. Jou, *Class. Quantum Grav.* **8**, 347 (1991).
 - [45] V. Folomeev and V. Gurovich, *Phys. Lett. B* **661**(2), 75 (2008).
 - [46] A. Hernández-Almada, *Eur. Phys. J. C* **79**, 751 (2019).