

EDGE CONSTRAINED VERTEX COLORINGS AND THEIR APPLICATIONS TO GENOMICS

JASON A. ANEMA AND LAURA ESCOBAR

ABSTRACT. Edge Constrained Vertex Coloring (ECVC) problems are defined on a finite multigraph, their solutions are characterized, and a linear time algorithm is given for solving a n ECVCs on the same underlying multigraph. Using ECVC problems we develop a novel family-based haplotype reconstruction method which has linear-time complexity in both number of markers and family size and has many other desirable properties.

CONTENTS

1. Introduction	1
2. Edge Constrained Vertex Coloring Problems	2
3. Applications of ECVC problems to Genomics	8
4. Acknowledgements	11
References	11

1. INTRODUCTION

Graph coloring problems have a long tradition in mathematics, applied mathematics, operations research, and computer science, see e.g. [Tuz97] for a survey. In this paper we introduce a new graph coloring problem on finite multigraphs which we call an *edge constrained vertex coloring (ECVC) problem*. We begin Section 2 by defining ECVC problems. Afterwards we develop the tools that lead to Theorem 2.14, which characterizes the solutions. In doing so, we present Algorithm 2.12 which solves n ECVC problems on a fixed multigraph $G = (V, E)$; the worst-case time and space complexity of this algorithm is $\mathcal{O}(n|E|)$.

Our motivation to introduce this problem is due to its applications to some classical problems in genomics, particularly in the current era of whole genome sequencing (WGS). We now give more details on these applications.

1.1. Haplotype reconstruction. A haplotype is a sequence of alleles on a chromosome $H = (a_1, \dots, a_n)$ at n genetic markers (M_1, \dots, M_n) listed in the correct chromosomal order. When these n markers are in an autosomal chromosome, each individual has two haplotypes $H_1 = (a_1^1, \dots, a_n^1)$ and $H_2 = (a_1^2, \dots, a_n^2)$. Current WGS short-read technology outputs genotypes at each genetic marker, i.e. at the k -th marker the subject's genotype is a multiset of alleles, $\{a_k^1, a_k^2\}$. The problem of haplotype reconstruction, also known as *phasing*, is to recover the subject's two haplotypes from the genotype data from the 2^{n-1} possibilities.

Many family-based methods have been developed to approach the haplotype reconstruction problem, for instance see [BB11], [EZ11, Chapter 36], [MMF⁺19], and references therein. Two of the

JAA is funded by US National Institute on Aging – NIH Grants U01-AG023746, U01-AG023712, U01-AG023749, U01-AG023755, U01-AG023744, and U19-AG063893.

LE is partially funded by NSF Grant DMS-1855598.

most successful algorithms to date are the Elston-Stewart [ES71] and Lander-Green [LG87]. Despite their usefulness, there are two issues which limit the successful application of both of these algorithms in WGS family data. Both have exponential time complexity, and both are sensitive to genotype errors triggering excess recombination predictions yielding spurious haplotypes. Concretely, Elston-Stewart has exponential complexity in the number of markers considered and Lander-Green is exponential in family size. Current WGS data outputs genotypes on tens of millions of markers genome-wide, and many family-based studies have families within their cohort which are much too large for the Lander-Green algorithm to handle. One such study is the Long Life Family Study (LLFS) [WP19], a family-based study of human families enriched for healthy aging phenotypes and exceptional longevity, in which the listed first author is an investigator.

In Section 3 we show how ECVC problems provide the framework for a novel family-based method to reconstruct haplotypes of high-quality which, as a consequence of Section 2, has linear-time complexity in both number of genetic markers and family size, and was designed for genome-wide use in WGS genotype data. No limitation is present for a pedigree’s inbreeding status, nor a genetic marker’s variant type, number of alleles, or minor allele frequency. It allows for missing genotypes and is able to impute subjects’ missing haplotypes and genotypes. It is not only robust to genotype errors, but it even detects and flags previously undetectable genotyping errors. This method also provides a way to localize recombination events with great accuracy, and yields no excess recombination results from genotype error, bypassing a major drawback of other existing methods.

Solving this problem in families and producing haplotypes of high-quality is made possible by haplotype segments being shared amongst family members. ECVC problems were designed to maximally exploit this shared information.

Our new methods are being used in the LLFS to help discover novel complex causal variants driving variation in complex traits related to diabetes, arterial and cardiovascular health, pulmonary function, and telomere length. We expect the use this approach to expand and will be instrumental in resolving variants and haplotypes driving linkage peaks in LLFS, and will greatly enhance the ability for researchers to identify complex genetic structures driving phenotypes in any family-based study with genotype data on sexually reproducing diploid organisms (e.g. humans).

The authors have written a software package that implements all of the ideas in this paper called HaploGC - Haplotyping via Graph Colorings in Families. In a sister paper to this work we will assess HaploGC’s performance against other commonly used family-based haplotype reconstruction methods both on simulated family-based WGS data and on real family-based WGS data from the LLFS, and will discuss strategies for successful usage. HaploGC has been implemented on LLFS, and used to construct haplotypes in large multigenerational families (roughly four times larger than the Lander-Green algorithm can handle with current computing power) with runtimes of a few seconds on roughly 100,000 markers. The first listed author will announce our new methods in a talk for the *2021 International Genetic Epidemiology Society* [AEDP21].

The purpose of this work is not to replace the use of Elston-Stewart and Lander-Green, but rather to build upon their strengths and to use ECVC problems to overcome their limitations, thus enabling researchers to reconstruct high-quality haplotypes across entire chromosomes in large pedigrees from WGS genotype data. Using our methods described in Sections 3.1 and 3.3 one can construct chromosome-wide haplotypes with high confidence in a way that is robust to genotype error, performs imputation of missing haplotypes and genotypes, yields no excess recombinations, and has linear-time complexity in both family size and number of markers.

2. EDGE CONSTRAINED VERTEX COLORING PROBLEMS

In this section we define a new class of graph coloring problems and give a polynomial time algorithm to find their solutions. Throughout this paper, all graphs are finite and loops are allowed.

Given a set C , we denote by $\binom{C}{2}$ the set of multisets of size two with elements in C . We will study the following types of problems:

Definition 2.1. *Edge Constrained Vertex Coloring (ECVC) Problem.* Let $G = (V, E)$ be a multigraph, C a set of colors, and an *edge constraint list* $L : E \rightarrow \binom{C}{2}$. Find all *vertex colorings* $\phi : V \rightarrow C$ such that for every edge $e \in E$ with endpoints v, w the multiset $\{\phi(v), \phi(w)\}$ equals $L(e)$. To ease notation, for $e \in E$ we let $\phi(e)$ denote the multiset $\{\phi(v) \mid v \in e\}$.

Remark 2.2. Note that the solutions to ECVC problems are not assumed to be proper, i.e. solutions ϕ are allowed to satisfy $\phi(v) = \phi(v')$ for adjacent v, v' . Indeed, Figure 1 gives an example of an ECVC problem with solution ϕ for which there exist with adjacent v, v' such that $\phi(v) = \phi(v')$.

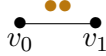


FIGURE 1. An ECVC problem whose solution is $\phi(v_0) = \phi(v_1) = \bullet$.

Recall that a vertex of G is isolated if it has degree zero. We remark that if G has an isolated vertex v , then a solution ϕ to an ECVC problem can take any value in C at v . Due to this, as well as the intended applications of ECVC problems in Section 3, we assume throughout this paper that our multigraphs have no isolated vertices.

We now develop the tools we will use to give an algorithm to solve ECVC problems. Let G and L as in Definition 2.1. Given a subgraph H of G , we denote by $L|_H$ the restriction of L to the edges in H . Subgraphs can be used to determine when an ECVC problem has no solution. In particular, observe that if the ECVC problem on H with constraints $L|_H$ has no solution, then the ECVC problem on G with constraints L also has no solution.

For $v \in V$ we let

$$(2.1) \quad \mathcal{I}_v^{G,L} := \bigcap_{\substack{e \in E \\ v \in e}} \text{supp}(L(e)),$$

where $\text{supp}(L(e))$ is the underlying set of the multiset $L(e)$ and $v \in e$ denotes that v is an endpoint of e . These sets will play a key role in solving ECVC problems. For example, every solution ϕ must satisfy that for all $v \in V$, $\phi(v) \in \mathcal{I}_v^{G,L}$.

Remark 2.3. The constraint list L cannot be recovered from $\{\mathcal{I}_v^{G,L} \mid v \in V\}$. As we can see in Figure 2, one can have different constraint lists L_1, L_2 such that for all $v \in V$, $\mathcal{I}_v^{G,L_1} = \mathcal{I}_v^{G,L_2}$. However, note that the ECVC problem on the left has no solution, whereas the one on the right has a unique solution.



FIGURE 2. Two ECVC problems giving rise to the same $\mathcal{I}_v^{G,L}$ at each $v \in V$.

As a starting point we consider ECVC problems on paths.

Algorithm 2.4 (Extension of a coloring along a simple path). Let $G = (V, E)$ be a connected multigraph and L a constraint list. Let $p \subset G$ be a simple path with edge sequence $(e_0, e_1, \dots, e_{n-1})$ and vertex sequence (v_0, v_1, \dots, v_n) and let $c \in \mathcal{I}_{v_0}^{G,L}$.

- (1) Set $\phi(v_0) := c$.
- (2) Proceed recursively by setting $\phi(v_{i+1})$ to be the unique element in $L(e_i) \setminus \{\phi(v_i)\}$. If $i < n - 1$ and $\phi(v_{i+1}) \notin L(e_{i+1})$, then there is no solution to the ECVC problem on G such that $\phi(v_0) = c$.

If (2) finishes then the output ϕ is the unique solution to the ECVC problem on p with constraint list $L|_p$ such that $\phi(v_0) = c$.

Example 2.5. Figure 3 illustrates Algorithm 2.4 with $\phi(v_0) := \bullet$. Note that if instead we had set

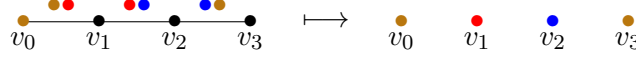


FIGURE 3. Unique extension of the coloring of the left most vertex along a path.

$\phi(v_0) := \bullet$, the algorithm would yield that ϕ cannot be extended into a solution on this path, since $\phi(v_1) = \bullet \notin L(e_1) = \{\bullet, \circ\}$.

Proposition 2.6. *Algorithm 2.4 is correct.*

Proof. First, suppose that the output of (2) is that no solution ϕ such that $\phi(v_0) = c$ exists. Let $j < n - 1$ be the first index such that $\phi(v_{j+1}) \notin L(e_{j+1})$. Proceed by contradiction and let ψ be a solution to the ECVC problem on p such that $\psi(v_0) = c$. Note that for all i , since $L(e_i) = \psi(e_i)$, then $\psi(v_{i+1})$ is the unique element in $L(e_i) \setminus \{\psi(v_i)\}$. By induction, we have that $\psi(v_j) = \phi(v_j)$ for all $i \leq j$. Since $\psi(e_{j+1}) = L(e_{j+1})$, we have that $\psi(v_{j+1}) \in L(e_{j+1})$. However, this implies that the unique element in $L(e_j) \setminus \{\phi(v_j)\}$ must also lie in $L(e_{j+1})$, a contradiction.

If (2) finishes it is immediate that $L(e_i) = \phi(e_i)$ for all i . Moreover, the induction in the preceding argument also shows that ϕ is uniquely determined. \square

Next we discuss the restrictions on ECVC problems imposed by the sets $\mathcal{I}_v^{G,L}$.

Lemma 2.7. *Let L be the constraint list of an ECVC problem on a multigraph G .*

- (1) *If there exists $v \in V$ such that $\mathcal{I}_v^{G,L} = \emptyset$ then the ECVC problem has no solution.*

For G connected we have the following.

- (2) *If there exists $v \in V$ such that $|\mathcal{I}_v^{G,L}| = 1$ then the ECVC has at most one solution.*
- (3) *If $|\mathcal{I}_v^{G,L}| = 2$ for all $v \in V$ then L is a constant function with $L(e)$ consisting of two distinct colors, i.e. solutions to the ECVC problem are proper 2-colorings of G . Thus, the ECVC problem has exactly two solutions when G is bipartite and no solution otherwise.*

Proof. (1) follows from the observation that if ϕ is a solution, then $\phi(v) \in \mathcal{I}_v^{G,L}$ for all $v \in V$.

Next, we prove (2). Suppose there exist two solutions ϕ and ψ . Since $\psi(v), \phi(v) \in \mathcal{I}_v^{G,L}$ then $\phi(v) = \psi(v)$. Given $w \in V$, we deduce that $\phi(w) = \psi(w)$ by applying Algorithm 2.4 to a simple path from v to w and $c := \phi(v)$.

Last, we prove (3). Note that $\mathcal{I}_v^{G,L} \subset \text{supp}(L(e))$ for all $v \in V$ and $e \in E$ such that $v \in e$. Since $|\text{supp}(L(e))| \leq 2$ we deduce that $\mathcal{I}_v^{G,L} = \text{supp}(L(e))$. We now show that for any $e, e' \in E$, $L(e) = L(e')$. Given a pair of edges $e, e' \in E$ let $p \subset G$ be a simple path with edge sequence $(e_0 = e, e_1, \dots, e_{n-1} = e')$ and vertex sequence (v_0, v_1, \dots, v_n) . For $i = 1, \dots, n-1$, since $v_i \in e_{i-1}, e_i$ then $\text{supp}(L(e_{i-1})) = \mathcal{I}_{v_i}^{G,L} = \text{supp}(L(e_i))$. We conclude that L is constant and $|\text{supp}(L(e))| = 2$. \square

We make the following proposition explicit, as this observation is useful in the context of ECVC's applications to genomics, in particular to those described in Sections 3.1 and 3.6.

Proposition 2.8. *If G contains an odd cycle H such that the restricted ECVC problem $L|_H$ is a constant function with $L(e)$ consisting of two distinct colors, then the ECVC problem on G has no solution.*

Proof. By (3) in Lemma 2.7, it follows that since H is not bipartite, then the ECVC problem on H with constraints $L|_H$ has no solution. It follows that ECVC problem on G with constraints L has no solution. \square

Example 2.9. Figure 4 shows that the converse of (1) in Lemma 2.7 is not true. Figure 5 illustrates (2) in Lemma 2.7 and Figure 6 illustrates (3) in Lemma 2.7.



FIGURE 4. An ECVC problem on a graph with no solution and $\mathcal{I}_v^{G,L} \neq \emptyset$ for all $v \in V$.

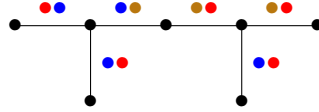


FIGURE 5. The ECVC problem on this tree and edge constraint list has a unique solution.

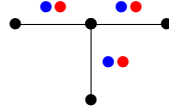


FIGURE 6. The ECVC problem on this tree and edge constraint list has two distinct solutions.

Next, we provide a method to solve an ECVC problem on a tree. In light of Lemma 2.7, we remark that since trees are bipartite we have that any ECVC problem on a tree such that $|\mathcal{I}_v^{G,L}| = 2$ for all $v \in V$ has exactly two solutions.

Algorithm 2.10 (Solving an ECVC problem on a tree). Let $T = (V, E)$ be a tree with $|V| > 1$, L a constraint list and fix $r \in V$.

- (1) Compute the set \mathcal{P} of paths from r to each leaf of T .
- (2) For each $v \in V$ compute $\mathcal{I}_v^{T,L}$.
 - (a) If there is $v \in V$ such that $\mathcal{I}_v^{T,L} = \emptyset$ then the ECVC problem has no solution.
 - (b) If $v \in V$ is such that $|\mathcal{I}_v^{T,L}| = 1$.
 - (i) Let $(e_0, e_1, \dots, e_{n-1})$ be the edge sequence and $(v_0 = v, v_1, \dots, v_n = r)$ the vertex sequence of the path p from v to r . Apply Algorithm 2.4 to p and $c \in \mathcal{I}_v^{T,L}$. If there is no solution to the ECVC problem on p such that $\phi(v) = c$ then the ECVC problem on T has no solution. Else, we obtain the unique solution ϕ to the ECVC problem on p with constraint list $L|_p$ and such that $\phi(v) = c$. If $\phi(r) \notin \mathcal{I}_r^{T,L}$, then the ECVC problem on T has no solution.

- (ii) For each $p \in \mathcal{P}$ let $(e_0, e_1, \dots, e_{n-1})$ be its edge sequence and $(v_0 = r, v_1, \dots, v_n)$ its vertex sequence. For $i = 0, \dots, n-1$, if $\phi(v_{i+1})$ has not yet been defined, set $\phi(v_{i+1})$ to be the unique element in $L(e_i) \setminus \{\phi(v_i)\}$, unless $\phi(v_{i+1}) \notin L(e_{i+1})$, for $i < n-1$, in which case the ECVC problem on T has no solution.
 - (iii) The coloring ϕ is the unique solution to the ECVC problem on T .
- (3) If $|\mathcal{I}_v^{T,L}| = 2$ for all $v \in V$ then solving the ECVC problem on T means finding proper 2-colorings of T and, since trees are bipartite, two solutions exist. Let $\mathcal{I}_r^{T,L} = \{c_1, c_2\}$ and set $\phi_1(r) := c_1$ and $\phi_2(r) := c_2$. For each $p \in \mathcal{P}$ let $(e_0, e_1, \dots, e_{n-1})$ be its edge sequence and $(v_0 = r, v_1, \dots, v_n)$ its vertex sequence. For $i = 1, \dots, n$ and $j = 1, 2$, if $\phi_j(v_i)$ has not been defined, set $\phi_j(v_i)$ to be the unique element in $L(e_{i-1}) \setminus \{\phi_j(v_{i-1})\}$. The colorings ϕ_1, ϕ_2 are the solutions to the ECVC problem.

Proposition 2.11. *Algorithm 2.10 is correct.*

Proof. Suppose that the output of the algorithm is that the given ECVC problem on T has no solution. Note that this can only happen in (2a), (2(b)i), or (2(b)ii). Let $\mathcal{I}_v^{T,L} = \{c\}$. Lemma 2.7 (1) shows correctness, if this is the output of (2a).

Next, consider the case in which the output of (2(b)i) is that the ECVC problem has no solution. By (2) in Lemma 2.7 we have that the ECVC problem on T has at most one solution. Moreover, if ϕ is the solution, then $\phi(v) = c$. Correctness of Algorithm 2.4 implies that (2(b)i) is correct. Indeed, since such a ϕ can be restricted to obtain a solution to the given ECVC problem on p , then the given ECVC problem on T has no solution whenever there is no solution to the ECVC problem on p such that $\phi(v) = c$. On the other hand, note that if $\phi(r) \notin \mathcal{I}_r^{T,L}$ uniqueness of the solution to the ECVC on p with constraint list $L|_p$ such that $\phi(v) = c$ gives that the ECVC problem on T has no solution.

Next, suppose the output of (2(b)ii) is that the ECVC problem has no solution. Let p be the path and i the index such that $\phi(v_{i+1}) \notin L(e_{i+1})$ in (2(b)ii). Proceed by contradiction and let ψ be a solution to the ECVC problem. By (2) in Lemma 2.7 the solution is unique. Note that the uniqueness in Algorithm 2.4 and $\psi(v) = \phi(v)$ imply that $\psi(r) = \phi(r)$. Applying induction on the vertices of p it follows that $\phi(v_{i+1}) = \psi(v_{i+1})$ for all i . A contradiction follows, since $\psi(e_{i+1}) = L(e_{i+1})$ implies that $\psi(v_{i+1}) \in L(e_{i+1})$. We conclude correctness when the output is that the ECVC problem has no solution.

Next, suppose that $v \in V$ is such that $|\mathcal{I}_v^{T,L}| = 1$ and let ϕ be the output of Algorithm 2.10. Since V equals the union, running over $p \in \mathcal{P}$, of the vertices in p we have that every vertex of T is in the domain of ϕ . To show correctness, given $e \in E$ we show that $\phi(e) = L(e)$. The case in which e is on the path from v to r follows from correctness of Algorithm 2.4. Now consider the case in which e is not an edge of the path from v to r . Let $u, v \in e$ with u closer to r than v . Let $p \in \mathcal{P}$ be the path used in (2(b)ii) to color v . Since T is acyclic then $e \in p$. Therefore, since $\phi(v)$ is the unique element in $L(e) \setminus \phi(u)$ it follows that $\phi(e) = L(e)$. We thus have correctness when there is a $v \in V$ is such that $|\mathcal{I}_v^{T,L}| = 1$.

The case in which $|\mathcal{I}_v^{T,L}| = 2$ for all $v \in V$ follows from Lemma 2.7 and correctness of Algorithm 2.4. □

We finish this section with a method to solve n ECVC problems on a multigraph.

Algorithm 2.12 (Solving n ECVC problems on a multigraph). Let $G = (V, E)$ be a multigraph and L_1, \dots, L_n be edge constraint lists.

- (1) Find a spanning forest F of G .
- (2) For each connected component $G' = (V', E')$ of G do the following.

- (a) Let T be the spanning tree of G' in F . Fix $r_T \in V'$ and compute the set \mathcal{P} of paths from r_T to each leaf of T .
- (b) For $k = 1, \dots, n$ do the following.
 - (i) When $|V'| = 1$: If $L_k|_{G'}$ is constant and of one color, the unique solution to the k -th ECVC on G' is defined at the vertex to be that one color, else the k -th ECVC on G has no solution.
 - (ii) When $|V'| > 1$:
 - (A) Apply Algorithm 2.10 to $L_k|_T$, T , and r_T using the set of paths \mathcal{P} . If the output is that the ECVC problem on T with constraint list $L_k|_T$ has no solution, then the k -th ECVC problem on G has no solution.
 - (B) For each solution ϕ computed in (A) and each $e \in E'$ not in T check if $\phi(e) = L_k(e)$. The condition is satisfied on all e if and only if ϕ is a solution to the k -th ECVC problem on G' . If none of the ϕ are a solution, then the k -th ECVC problem on G has no solution.
- (3) For each $k = 1, \dots, n$, let $d(k)$ be the number of connected components G' of G such that $L|_{G'}$ has two solutions. If the k -th ECVC problem on G has at least one solution, its $2^{d(k)}$ solutions can be generated as follows. For every connected component G' of G choose a solution $\phi_k^{G'}$ to the k -th ECVC problem on G' . We obtain a solution ϕ_k by setting $\phi_k|_{G'} := \phi_k^{G'}$ for all G' .

For the applications to genomics discussed in Section 3, n will be quite large. Algorithm 2.12 shows both that the spanning forest and set of paths from root to each leaf in each tree need only be computed once, and that this method can be readily parallelized.

Proposition 2.13. *Algorithm 2.12 is correct. Its worst-case time and space complexity are both $\mathcal{O}(n|E|)$.*

Proof. Let us start by proving correctness. Since connected components are subgraphs, if there is a G' such that the ECVC problem with constraints $L|_{G'}$ has no solution, then the given ECVC on G also has no solution. The correctness of the output of no solution in (2b) follows. Next, suppose that $\phi : V' \rightarrow C$ is an output to (2b). Correctness of Algorithm 2.10 implies that $\phi|_T$ is a solution to the ECVC problem on T with constraints $L|_T$ and, therefore, $\phi(e) = L_k(e)$ for all e in T . Now, since 2(b)iiB verifies that $\phi(e) = L_k(e)$ for the remaining $e \in E'$, we conclude that ϕ is a solution to the ECVC problem on G' with constraints $L_k|_{G'}$. Lastly, the characterization of all solutions to the ECVC problem on G in (3) follows from the fact that all the edges in G are an edge in some G' .

In order to see that the worst-case complexity is as claimed, note that a depth-first search (DFS) on G has worst-case time $\mathcal{O}(|V| + |E|)$ and worst-case space $\mathcal{O}(|V|)$, see e.g. [Koz92, Lecture 4]. A spanning forest and all paths from a root to all leaves on each spanning tree in that forest can be found with repeated DFS. In Algorithm 2.12, the worst-case time and space complexity occurs when we fail to conclude that the k -th ECVC on G has no solution, i.e. for all $k \in \{1, \dots, n\}$, the ECVC problem on G with constraints L_k has at least one solution.

Fix a connected component $G' = (V', E')$ and a $k \in \{1, \dots, n\}$. Loading $L_k|_{G'}$ into memory and storing the solution(s) requires space $\mathcal{O}(|E'| + |V'|)$. When $|V'| = 1$ we must evaluate L_k on all edges in E' with time $\mathcal{O}(|E'|)$. When $|V'| > 1$, we apply Algorithm 2.10. Both computing $\mathcal{I}_v^{T,L}$ at all $v \in V'$ and finding a path from a fixed vertex v to the root r_T may be done with a DFS. Extending a coloring of v to w along a path in G' , as in Algorithm 2.4, can be done in worst-case time $\mathcal{O}(|E'|)$ and space $\mathcal{O}(|V'|)$, as can extending a coloring of r_T to all leaves via paths in \mathcal{P} . Checking that the solutions from Algorithm 2.10 on T are also solutions on G' is in time $\mathcal{O}(|E'|)$. Looping over k and the connected components and summing the complexities, gives worst-case time $\mathcal{O}(n(|V| + |E|))$ and worst-case space $\mathcal{O}(n(|V| + |E|))$ for completing Algorithm 2.12 parts (1) and (2). To see that

we need no additional space complexity to store all solutions to the k -th ECVC on G as in part (3), we note that every such solution corresponds to a $d(k)$ -digit binary number, where each digit specifies which of the two solutions on each connected component, G' , with two solutions to the k -th ECVC on G' . Lastly, in this work we have assumed that G has no isolated vertices, giving $|V| \leq 2|E|$ and the claims of the worst-case time and space complexities in Algorithm 2.13 follow. \square

The following theorem concerning ECVC Problems is the main result of this work. It follows from Proposition 2.13 and summarizes the ideas presented in this section.

Theorem 2.14. (Main Theorem) *A finite number, n , of ECVC Problems on a multigraph $G = (V, E)$, a set of colors C , and with edge constraint lists $L_k : E \rightarrow \binom{C}{2}$ for $k \in \{1, \dots, n\}$, can be solved in linear-time. When a solution to the k -th ECVC problem exists, there are $2^{d(k)}$ distinct solutions where $d(k)$ is the number of connected components of G that are loop-free, bipartite, and on which L_k is constant and assigns two distinct colors to each edge.*

3. APPLICATIONS OF ECVC PROBLEMS TO GENOMICS

In this section we describe the connections between ECVC problems and various applications to genomics. Most notably we present a solution method to the *haplotype reconstruction*, defined in Section 1.1, in family data on sexually reproducing diploid organisms (e.g. humans). Throughout this section, we use the notation introduced in the first paragraph of Section 1.1.

Moving forward, we fix a family of individuals with known pedigree, on which a subset of individuals have been sequenced (WGS genotyped). For now we will assume all genotypes are not missing and will eliminate this assumption later. Fix a genomic interval of interest on an autosomal chromosome, which contains n genetic markers. Using small set of high-quality markers spaced throughout the genome, and applying extensions of Elston-Stewart, Lander-Green, or other methods, one can construct the identity-by-descent (IBD) structures across the interval of interest with high confidence for the family, assuming a sufficient density of the family has been sequenced.

3.1. ECVC problems for haplotype reconstruction on recombination-free intervals. Recombination is a natural process which occurs during meiosis between homologous pairs of chromosomes that enables offspring to inherit different combinations of genes than those of their parents, and increases genetic variation. For example, on a genomic interval containing markers M_1, \dots, M_n , suppose that a parent has haplotypes $A = (a_1, \dots, a_n)$ and $B = (b_1, \dots, b_n)$. If no recombination occurred in this genomic interval during meiosis, then the haplotypes an offspring could inherit are either A or B .

Identify a subinterval \mathcal{I} on which the family is recombination-free and assume \mathcal{I} contains n genetic markers M_1, \dots, M_n . The IBD is constant on \mathcal{I} , due to the lack of recombination, and dictates how the haplotypes of the family's founders are inherited throughout the family. In particular, the IBD determines, for every pair of sequenced individuals, which of their haplotypes (if any) they share. If no such interval exist, either remove (temporarily) some subjects from the family, or broaden your interval of interest.

To reconstruct the haplotypes on \mathcal{I} define the multigraph G with vertices all the haplotypes appearing in the sequenced individuals, and an edge for each sequenced individual. The vertices of each edge are the two haplotypes of the individual. Define the set of colors C by the union of all alleles present in the genotypes of sequenced individuals across the n markers. Define the constraint list, L_k , on each edge to be the genotype, at marker M_k of the corresponding individual.

Apply Algorithm 2.12 to the n ECVC problems on multigraph G with colors C and constraint lists L_k , and the solutions, or lack thereof, can be interpreted in the following way. If the k -th ECVC problem has a unique solution, then the haplotype reconstruction problem is uniquely determined

at marker k . If the k -th ECVC problem has no solution, then there was a genotyping error (or a mutation) in at least one sequenced individual, and the haplotypes at the k -th position cannot be determined. On connected components which have two solutions to the k -th ECVC problem, the haplotypes corresponding to the vertices of this component cannot be determined at the k -th marker either. In the two solutions scenario, if the connected component is sufficiently large, this often indicates that the k -th genetic marker is unreliable as it displays excess heterozygosity. We conclude that on recombination-free intervals the haplotype reconstruction problem in families can be solved using Algorithm 2.12 in linear-time in both family size, $|E|$, and number of markers, n .

3.2. ECVC problems and IBD testing, corrections and discovery. On a recombination-free interval, even one subject’s graph edge being misspecified (and their descendants inheriting this misspecification) by the IBD can trigger a lot of false “genotype errors”, as much as 40-50% of heterozygotic markers when the underlying multigraph is sufficiently connected, greatly exceeding expected genotype error rates of WGS data. Sensitivity to misspecified edges in ECVC problems is what empowers the localization of recombination events. Additionally, this sensitivity enables validation of the predicted IBD on recombination-free intervals and correction misspecification of edge(s), enables the detection of previously undetected recombinations, and allows one to build the appropriate IBD for a family when other such methods are not yielding valid IBD predictions.

3.3. ECVC problems for recombination localization. Suppose we have a genomic interval containing markers M_1, \dots, M_n and that a parent has haplotypes $A = (a_1, \dots, a_n)$ and $B = (b_1, \dots, b_n)$. If exactly one recombination event occur during meiosis in this genetic interval between markers M_r and M_{r+1} , then the haplotypes an offspring could inherit are either $(a_1, \dots, a_r, b_{r+1}, \dots, b_n)$ or $(b_1, \dots, b_r, a_{r+1}, \dots, a_n)$.

Let us assume that on a genomic interval containing markers M_1, \dots, M_n , there is exactly one predicted recombination event inherited by one subject, for which we have WGS genotypes or at least one of their descendants which inherited this recombined haplotype has been genotyped.

Define IBD_L and IBD_R to be the IBD structures at markers M_1 and M_n , respectively. Assuming this predicted recombination event is real implies that IBD_L and IBD_R are not equal.

Suppose that the recombination occurred between markers M_r and M_{r+1} , then IBD_L is the correct IBD on markers M_1, \dots, M_r , and IBD_R is correct on markers M_{r+1}, \dots, M_n . Using IBD_L and IBD_R construct multigraphs G_L and G_R , color set C and constraint lists L_k for $k = 1, \dots, n$ as in Section 3.1. The edge corresponding to the subject with recombination, as well as the edge of any subject which inherited this recombined haplotype, will have exactly one vertex changed between G_L and G_R .

Run Algorithm 2.12 twice, both using C and L_k for $k \in \{1, \dots, n\}$, once using G_L and again with G_R . At some index b the k -th ECVC problem on G_L will yield no solution at much higher frequency for $k \geq b$, as G_L is incorrectly specified to fit genotypes on markers with index greater than r . Similarly, at some index a the k -th ECVC problem on G_R will stop yielding no solution at a much higher frequency for $k \geq a$, as G_R is incorrectly specified to fit genotypes on markers with index less than $r + 1$. The recombination event is thus most likely to have occurred between markers M_a and M_b , thus localizing the recombination from then genomic interval between markers M_1 and M_n to a more narrow interval. Define \mathcal{E} to be the set with indices $i \in \{a + 1, \dots, b - 1\}$ on which the i -th ECVC on G_L and the i -th ECVC on G_R have solutions (or lack thereof) that differ on the set of vertices shared in G_L and G_R . On the markers with indices in \mathcal{E} , we cannot solve the haplotype reconstruction problem. In real WGS data on large families in LLFS, the size of \mathcal{E} is most often zero.

When no such indices, a and b , are observed, either the predicted recombination is spurious or inconsequential for determining the haplotypes (e.g. when the predicted recombination only

changes edges that contain a leaf in both G_L and G_R), or differences in G_L and G_R are insufficiently informative to localize the recombination given the genotypes of the family on the n markers.

When multiple subjects are suspected of having a recombination in an interval of interest, there are a few options. When the number of markers is sufficiently large, one could partition the interval, and moving left to right, in increasing marker index order, repeat the above on each subinterval for each potential recombination. A similar partitioning strategy can be used when a single subject is suspected of having inherited both a maternal and a paternal recombination. When the number of sequenced family members is large, one could focus on resolving one recombination event at a time by removing all other subjects with a predicted recombination or inherited recombination, deleting their corresponding edges from the multigraph, and restricting the domain of the edge constraint lists appropriately. One could also take a hybrid approach utilizing aspects of both of these strategies. Final localizations of all recombinations should be performed on the appropriate subintervals using all sequenced subjects to obtain the best possible localizations.

Given a validate IBD structure on a recombination-free subinterval of an autosomal chromosome, recombination localization via ECVC problems together with the ideas of Section 3.1 enable the reconstruction of haplotypes across entire chromosomes with worst-case time and space complexity $\mathcal{O}(nFr)$, where n , F , and r are the number of markers on the chromosome, the number of sequenced family members, and the number of recombinations, respectively.

3.4. ECVC problems and missingness and imputation. When there are subjects with missing genotypes at the k -th marker, delete the corresponding edges from G and apply Algorithm 2.12 on the corresponding submultigraph with the constraint list's domain restricted appropriately. Performing an initial scan of all markers for missingness and recording all missingness patterns to partition the n -ECVC problems into problems on a number of submultigraphs still gives worst case performance of $\mathcal{O}(n|E|)$. Imputation of a subject's missing genotypes at marker k is naturally achieved on any subject in which both of their corresponding edge's vertices are in the vertex set of the k -th submultigraph. Imputation of a subject's haplotype(s) at the k -th marker can be achieved when at least one of their edge's vertices is in the vertex set of the k -th submultigraph. Imputation of haplotypes and genotypes in this way is suitable for both rare and common variants. It is worth noting that for family members on which we have no WGS data (but with known IBD), we can impute their genotypes and haplotypes(s) similarly. These imputed haplotypes and genotypes can increase a study's power by increasing the number of subjects, assuming data on the phenotypes(s) of interest are available on those subjects.

3.5. ECVC problems and extensions to sex chromosomes. In humans, and many other sexually reproducing diploid organisms, most individuals have either two copies of the X chromosome, one from each parent, or one copy of chromosome X and one copy of chromosome Y . WGS technology returns genotypes, still multisets of size two, for markers on the X chromosome for both individuals with XX and XY chromosomes, and returns genotypes for markers on the Y chromosome. The haplotype reconstruction on the Y chromosome is trivial. ECVC problems can be used to reconstruct haplotypes on the X chromosome as above, with one modification, an edge associated to an individual with XY chromosomes in the multigraph should be made a self-loop on the vertex corresponding to their maternally inherited copy of X .

3.6. ECVC problems and their power to detect genotype errors. The ability of ECVC problems to detect genotype errors on genomic intervals of known IBD is directly related to the connectivity of the underlying multigraph. In particular, it is worth noting that each edge in Algorithm 2.12 (2)(b)(ii)(B) imposes a stronger constraint to the proposed solution(s) to the k -th ECVC problem on that connected component than edges of the spanning tree. For example, as each edge $e \in E'$ not in T creates cycle these edges can lead to the ECVC not having a solution,

such as in Proposition 2.8. The number of such edges is equal to the first Betti number of the connected component G' , showing that the power of an ECVC problem to detect genotype errors is intricately related to the underlying multigraph's first Betti number.

4. ACKNOWLEDGEMENTS

We would like to thank Michael A. Province, E. Warwick Daw, Federico Ardila, Aaron Z. Palmer, and Peter C. Samuelson for their helpful conversations and comments.

REFERENCES

- [AEDP21] Jason A. Anema, Laura Escobar, E. W. Daw, and Michael A. Province. Abstract: HaploGC - Constructing haplotypes of exceptional quality in families. *Genetic Epidemiology*, 45(7):742, 2021.
- [BB11] S. Browning and B. Browning. Haplotype phasing: existing methods and new developments. *Nature Reviews Genetics*, 12:703–714, 2011.
- [ES71] RC Elston and J. Stewart. A general model for the genetic analysis of pedigree data. *Hum Hered.*, 21(6):523–42, 1971.
- [EZ11] Mourad Elloumi and Albert Y. Zomaya. *Algorithms in computational molecular biology : techniques, approaches, and applications*. John Wiley & Sons, Hoboken, N.J, 2011.
- [Koz92] Dexter C. Kozen. *The design and analysis of algorithms*. Texts and Monographs in Computer Science. Springer-Verlag, New York, 1992.
- [LG87] ES Lander and P. Green. Construction of multilocus genetic linkage maps in humans. *Proceedings of the National Academy of Sciences of the United States of America*, 84(8):2363–2367, 1987.
- [MMF⁺19] Ehsan Motazed, Chris Maliepaard, Richard Finkers, Richard Visser, and Dick de Ridder. Family-based haplotype estimation and allele dosage correction for polyploids using short sequence reads. *Frontiers in Genetics*, 10:335, 2019.
- [Tuz97] Zsolt Tuza. Graph colorings with local constraints—a survey. *Discuss. Math. Graph Theory*, 17(2):161–228, 1997.
- [WP19] Mary K. Wojczynski and Michael A. Province. *The Long Life Family Study (LLFS)*, pages 1–7. Springer International Publishing, Cham, 2019.

JASON A. ANEMA, DIVISION OF STATISTICAL GENOMICS, DEPARTMENT OF GENETICS, WASHINGTON UNIVERSITY SCHOOL OF MEDICINE, ST. LOUIS, USA

Email address: jasona@wustl.edu

Laura Escobar, DEPARTMENT OF MATHEMATICS AND STATISTICS, WASHINGTON UNIVERSITY IN ST. LOUIS, ST. LOUIS, USA

Email address: laurae@wustl.edu