

Self-Supervised Speech Denoising Using Only Noisy Audio Signals

Jiasong Wu, *Member, IEEE*, Qingchun Li, Guanyu Yang, Lotfi Senhadji, *Senior Member, IEEE*, and Huazhong Shu, *Senior Member, IEEE*

Abstract—In traditional speech denoising tasks, clean audio signals are often used as the training target, but absolute clean signals are collected from expensive recording equipment or studios with strict environment. To address this issue, we propose an end-to-end self-supervised speech denoising training scheme using only noisy audio signals named Only-Noisy Training (ONT), overcoming the limitation of clean speech collection without any extra training conditions. The proposed ONT constructs training pairs only from each single noisy audio, and it contains two modules: training audio pairs generated module and speech denoising module. The first module adopts a random audio sub-sampler on each noisy audio to generate training pairs. The sub-sampled pairs are then fed into a novel complex-valued speech denoising module. Experimental results show that the proposed method not only eliminates the high dependence on clean targets of traditional audio denoising tasks, but also achieves on-par or better performance than other training strategies. Source code was released in <https://github.com/liqingchunnn/Only-Noise-Training>

Index Terms—Speech denoising, self-supervised, training target, audio sub-sampler

I. INTRODUCTION

In our daily conversation, the intelligibility of speech communication, especially through telecommunication devices, is inevitably disturbed by various noises, methods dedicated to speech denoising have been continuously developed. At present, speech denoising research mainly focuses on two perspectives:

This work was supported in part by the National Key Research and Development Program of China (No. 2021ZD0113202), and in part by the National Natural Science Foundation of China under Grants 61876037, 62171125, 31800825, 61871117, 61871124, and in part by the Pre-Research Foundation of 50912040302.

Jiasong Wu, Qingchun Li, Guanyu Yang, Huazhong Shu are with LIST, Key Laboratory of Computer Network and Information Integration, Southeast University, Ministry of Education, Nanjing 210096, China, and Jiangsu Provincial Joint International Research Laboratory of Medical Information Processing, Southeast University, Nanjing 210096, China. And also with Centre de Recherche en Information Biomédicale Sino-français (CRIBs), Rennes F-35042, France. (e-mail: jswu@seu.edu.cn).

Lotfi Senhadji and Jiasong Wu are with Univ Rennes, INSERM, LTSI-UMR 1099, Rennes F-35042, France, and Centre de Recherche en Information Biomédicale Sino-français (CRIBs), Rennes F-35042, France. (e-mail: lotfi.senhadji@univ-rennes1.fr).

the innovation of training strategy and the optimization of denoising model.

From the former perspective, most traditional speech denoising methods [1]-[11] are carried out on supervised training networks, which use the noisy audio signals as the training input and the perfectly clean audio signals as the target. We refer to this supervised strategy as **Noisy-Clean Training (NCT)**. The common problem encountered by this strategy is that the collection of studio-recorded clean signals is very costly and time-consuming. To overcome such limitation, some researches have attempted to train without the clean target [12][13], such as the **Noisy-Noisy Training (NNT)** strategy. This strategy uses the mixture of clean speech and noise as training target, and uses the same clean speech and some other noise to simulate the training input. However, in the real world, we can hardly obtain multiple different noises on the same speech signal. Recently, Wisdom *et al.* [14] and Fujimura *et al.* [15] have proposed the **Noisier-Noisy Training (NerNT)** strategy, which recovers the original noisy speech from the mixed noisier speech. Its training target is noisy speech, and the training input is simulated by the same noisy speech mixed with extra noise.

From the perspective of denoising model, many researchers have devoted efforts to the outstanding denoising effect. Common speech denoising networks are mostly implemented in real-valued, but there are two obvious disadvantages. The real-valued networks mainly focus on estimating the magnitude of spectrogram while reusing the phase from noisy speech for reconstruction. To solve the problem, Choi *et al.* [16] present a deep complex U-net (DCU-net). Moreover, most convolutional neural networks are designed to directly extract the temporal features. In order to alleviate the effect of limited receptive field, Wang *et al.* [17] proposed a context-aware U-Net (CAUNet), stacking a real two-stage transformer module (**rTSTM**) between the real U-Net [18]. The two-stage transformer module (TSTM), consisting of multiple two-stage transformer blocks (TSTBs), is used to extract local and global context information.

However, there still exist some problems in the two perspectives mentioned above. Firstly, these training strategies are still a long way from actual application scenarios, because in real life we may only obtain noisy audio without any additional information. Secondly, the existing deep complex denoising models focus on more precise phase estimation while ignoring the context-aware modeling of long-range speech sequences.

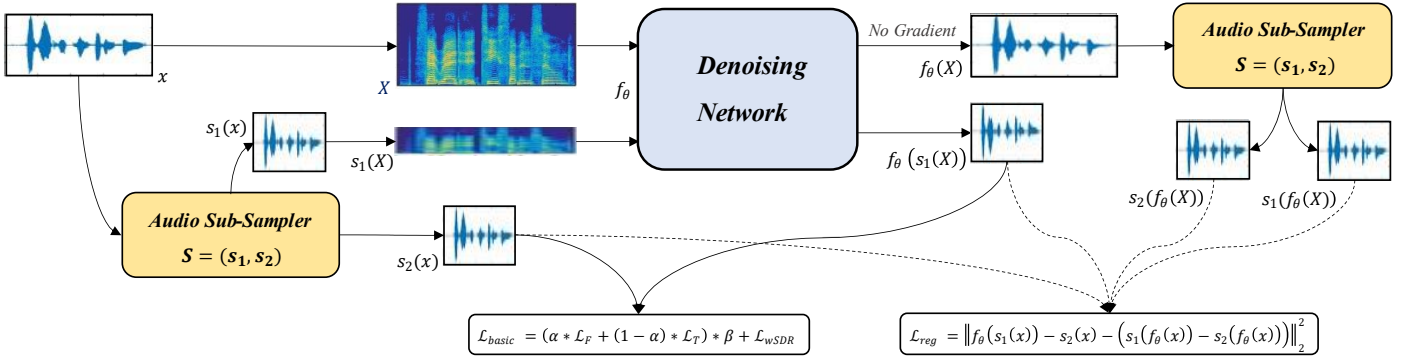


Fig. 1. The overview of ONT framework.

Then, two questions raised: *Can we solve the speech denoising problem with neither clean speech, nor conditional noisy speech pairs, nor any additional noise data, but only directly from the collected noisy audio signals? Is the performance of speech denoising method using only noisy audio signals better than other speech denoising methods?*

In this paper, we propose the **Only-Noisy Training (ONT)** strategy, a self-supervised speech denoising approach. Motivated by the similar image denoising method (Neighbor2Neighbor) [19], we solve the speech denoising problem with only noisy audio signals in audio space for the first time. In our strategy, both the training input and target are generated from each of the noisy signals. By designing a specific audio sub-sampler and considering regularization loss while training, our ONT can achieve results similar to the Noisy-Clean Training. To achieve superior training performance while using ONT strategy, we design an effective complex-valued speech denoising network, which inserts the proposed complex TSTM (**ctTSTM**) into DCUnet by modeling the correlation between the magnitude and phase information.

Our contributions can be summarized as follows: (1) We propose a novel training strategy (i.e., Only-Noisy Training), putting an end to the need for clean audio signals and any extra dataset limitation; (2) We train a novel complex-valued speech denoising network with the proposed strategy; (3) The experimental results demonstrate that our ONT strategy performs very favorably against other strategies on the UrbanSound8K dataset and achieves on-par or better performance on the Voice Bank + Demand benchmark dataset.

II. PROPOSED METHOD

In this study, we investigate a novel Only-Noisy Training strategy for speech denoising. Compared to image denoising from only noisy images, there exist some additional challenges to solve:

(1) In the training image pairs generated stage, the sub-sampled images can be directly obtained from original images. However, in audio space, we should consider whether to sub-sample directly from the raw audio signals or from spectrograms.

(2) In the image denoising stage, images are directly input into deep real networks since they are real-valued and static. However, in audio space, it is very necessary to design a complex-valued network that can extract contextual information

since the raw audio signals are time series and the corresponding spectrograms are complex-valued.

In this section, we will solve the above problems respectively.

A. Only-Noisy Training (ONT) Strategy

1) Theoretical Support

Similar to Neighbor2Neighbor method for the noisy image denoising work, we provide the following two key conditions for our self-supervised speech denoising strategy:

Condition 2.1 *Once two paired audio signals are sub-sampled from adjacent but different time domain locations from a noisy audio signal, this pair which has similar but different characteristics can be used to train the denoising network.*

Condition 2.2 *To avoid over-smoothing while training, it is necessary to consider a regularization loss by addressing the essential difference of the ground-truth time domain values between the sub-sampled pairs on the original audio.*

Based on the assumption in Condition 2.1, the sub-sampled audio pairs should satisfy the following requirements: (1) given the ground-truth \hat{x} of a noisy audio signal x , the sub-sampled audio pair $(s_1(x), s_2(x))$ has conditional independence; (2) the underlying ground-truth gap between $s_1(x)$ and $s_2(x)$ is small.

Considering the regularization loss discussed in Condition 2.2, with the sub-sampled audio pairs used to train the denoising network, the following optimization problem with a constraint is considered to solve the audio denoising task:

$$\min_{\theta} \mathbb{E}_{y,x} \|f_{\theta}(s_1(x)) - s_2(x)\|_2^2 + \gamma \mathbb{E}_{y,x} \|f_{\theta}(s_1(x)) - s_2(x) - s_1(f_{\theta}(x)) + s_2(f_{\theta}(x))\|_2^2, \quad (1)$$

where x and y denote respectively noisy audio signals and clean audio signals, f_{θ} represents the audio denoising network, s_1 and s_2 represent the audio sub-samplers, γ is a tunable parameter. The proof of the two conditions and Eq. (1) is given in the supplementary material.

2) Generation of Training Audio Pairs

The generation process from a noisy audio signal to a training pair is shown in Fig. 2(a), which is mainly implemented using an audio sub-sampler. Denote a single noisy audio sample as x with hyper-parameter k to control the sampling interval, where $k \geq 2$. From the i -th to the $(i+k-1)$ -th time domain audio value in x , two adjacent random values are selected, which are

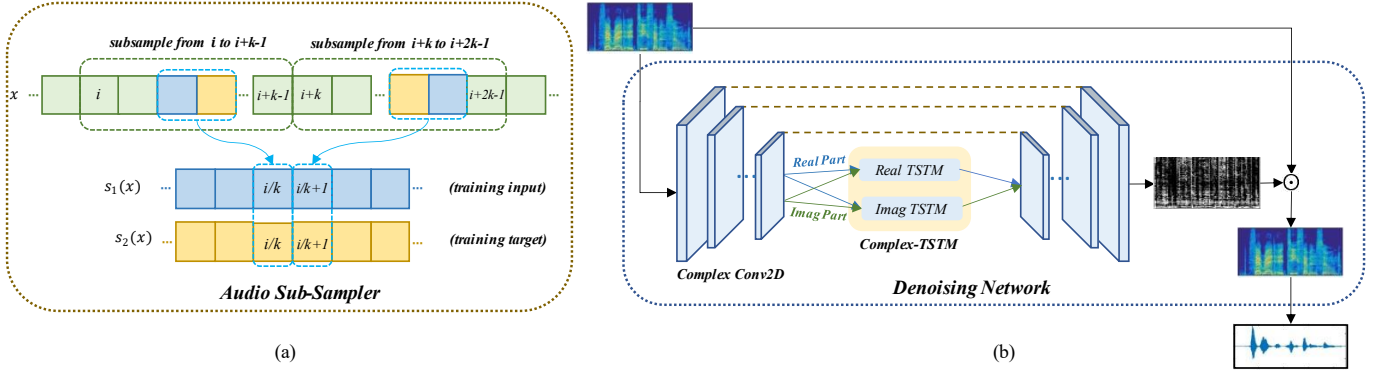


Fig. 2. Two primary modules in ONT framework. (a) Training Audio Pairs Generated Module. (b) Speech Denoising Module.

used as the i/k -th value of the paired audios $s_1(x)$ and $s_2(x)$. Then, we shift the sampling area to the right by k , which then spread from the $(i+k)$ -th to the $(i+2k-1)$ -th value, and so on. Since $s_1(x)$ and $s_2(x)$ are selected from adjacent squares in x , the ground-truths of audio pairs are similar, satisfying the requirements stated in Condition 2.1 and can be used to train a speech denoising network.

Note that, we sub-sample from the raw audio signals but not from the spectrograms. The reason is that it is unreasonable to implement sub-sampling from spectrograms as the highlighted information on spectrograms vary with the properties of the selected windows, its size and the overlapping rate of consecutive windows when applying the short-time Fourier transform (STFT). Furthermore, a great benefit of sub-sampling from the raw signals is that any network that performs well in supervised audio denoising tasks can apply our sub-sampling method.

B. Denoising Network

The proposed speech denoising network is shown in Fig. 2(b), and it takes the spectrograms as input, which is converted from the sampled audio signals. To better model the correlation between magnitude and phase, we extend the real TSTM (rTSTM) to complex TSTM (cTSTM) whose output \mathbf{F}_{cTSTM} is defined as:

$$\mathbf{F}_{cTSTM} = (\mathbf{F}_{rr} - \mathbf{F}_{ii}) + j(\mathbf{F}_{ri} + \mathbf{F}_{ir}). \quad (2)$$

$$\mathbf{F}_{rr} = \mathbf{TSTM}_r(\mathbf{X}_r), \mathbf{F}_{ir} = \mathbf{TSTM}_r(\mathbf{X}_i). \quad (3)$$

$$\mathbf{F}_{ri} = \mathbf{TSTM}_i(\mathbf{X}_r), \mathbf{F}_{ii} = \mathbf{TSTM}_i(\mathbf{X}_i). \quad (4)$$

where \mathbf{X}_r and \mathbf{X}_i represent real and imaginary components of the complex input; \mathbf{TSTM}_r and \mathbf{TSTM}_i represent the real part and imaginary part of traditional TSTM.

Our complex-valued speech denoising network is constructed by inserting a cTSTM between the encoder and decoder layers of DCUnet, ensuring that the amplitude and phase information from spectrograms can be processed and reconstructed more accurately, and the contextual information of speech will not be ignored at the same time.

C. Training Loss

The total loss \mathcal{L} is defined as:

$$\mathcal{L} = \mathcal{L}_{basic} + \gamma \cdot \mathcal{L}_{reg}, \quad (5)$$

where \mathcal{L}_{basic} is the basic loss determined by the characteristics of denoising network, \mathcal{L}_{reg} is the regularization loss which used to avoid over-smoothing, and γ is the tunable parameter introduced in Eq. (1).

As shown in Fig. 1, we combine the frequency domain loss \mathcal{L}_T , the time domain loss \mathcal{L}_F and weighted SDR loss function (\mathcal{L}_{WSDR}) [16] to construct \mathcal{L}_{basic} which is determined by the characteristics of denoising network. Specifically, \mathcal{L}_T is computed based on the mean square error (MSE) between the enhanced waveforms and the clean waveforms, while \mathcal{L}_F [20] can monitor the model to learn more information, resulting in higher speech intelligibility and perceived quality. \mathcal{L}_{WSDR} [16] is used as another term to directly optimize the well-known evaluation measures defined in the time-domain.

Based on Condition 2.2, \mathcal{L}_{reg} shown in Fig.1 is adopted as an additional constraint. In order to stabilize learning, the gradient updates of $s_1(f_\theta(x))$ and $s_2(f_\theta(x))$ are stopped during the training.

III. EXPERIMENTS AND RESULTS

A. Experimental Setup

Datasets. We use two different categories of noisy signals to verify the robustness of our strategy. While the first overlaps white gaussian over clean audios to generate synthetic noisy dataset, the second overlaps different kinds of UrbanSound8K [21] (US8K) noises over clean signals to generate real world noisy dataset. The clean audios are all from Voice Bank dataset [22].

Evaluation metrics. To evaluate the quality of denoising effect, the following metrics are used: signal-to-noise ratio (SNR), segmental signal-to-noise ratio (SSNR), wide-band perceptual evaluation of speech quality (PESQ-WB) [23], narrow-band perceptual evaluation of speech quality (PESQ-NB) [23], short term objective intelligibility (STOI) [24].

Training details. The original raw audio waveforms are first sampled at 48kHz and then transformed by the STFT with a 64ms Hamming window and 16ms hop size to obtain complex-valued spectrograms. The number of channels for the deep complex U-Net is $\{45, 90, 90, 90, 90, 90, 90, 90, 45, 1\}$. The convolution kernels are set to (3, 3), and the step sizes are set to (2, 2) except for the middle two layers which are set to (2, 1). The number of TSTBs is 6. In the loss function, we set $\alpha = 0.8$, $\beta = 1/200$, $\gamma=2$ in the synthetic experiments and $\gamma=1$ in the real-world experiments empirically. We use Adam optimizer with a learning rate of 0.001. All experiments are implemented in Pytorch on a NVIDIA GTX1080 Ti GPU.

B. Validation of Only-Noisy Training (ONT) Strategy

We conduct two experiments to verify the feasibility of our training strategy. First, we conducted an experiment to verify whether our strategy can train the denoising model without clean speech signals. Fig. 3(a) summarizes the evaluated scores, where ONT achieves higher scores than those of input signals (Noisy). The results show that the ONT strategy can train the speech denoising model without clean speech.

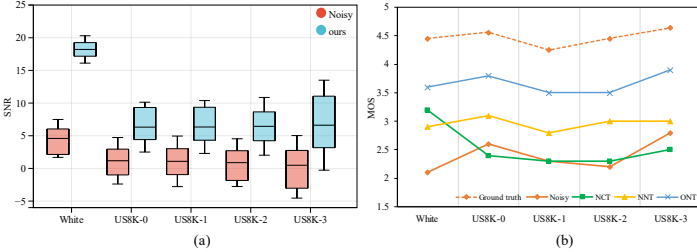


Fig. 3. Experimental results for the feasibility evaluation of our training strategy. (a) Comparison of SDR between input signals (Noisy) and ONT results. (b) The subjective evaluation results of MOS.

Secondly, we use the Mean Opinion Scores (MOS) for subjective evaluation. There are fourteen participants in our experiment, including two students who are familiar with speech signal processing research with the weight of 4, four students who have no exposure to speech signal research but have quality of computer science with the weight of 2, eight students who are unfamiliar with computer science research with the weight of 1. The final MOS scores shown in Fig. 3(b) are calculated according to the mean values, ratings of 5 means that the quality is perfect (no artifacts). The results show that our ONT strategy gets highest MOS scores and shows best speech denoising effect reflected in the subjective evaluation.

C. Comparisons with Other Training Strategies

For a fairer comparison, the NerNT strategy and our ONT strategy are all conducted on the same denoising configuration

TABLE I
EVALUATION WITH OTHER STRATEGIES

Noise	Model	SNR	SSNR	PESQ-NB	PESQ-WB	STOI
White	NCT	17.323	4.047	2.655	1.891	0.655
	NNT	16.937	3.752	2.597	1.840	0.650
	NerNT	-	-	-	-	-
	ONT	17.563	8.389	2.690	1.878	0.833
	+rTSTM	18.137	9.077	2.643	2.003	0.839
+cTSTM	18.209	9.088	2.811	1.997	0.847	
US8K-0 (Air Conditioning)	NCT	4.174	-1.433	1.980	1.386	0.578
	NNT	4.656	-0.800	2.440	1.658	0.641
	NerNT	4.318	-1.294	2.140	1.160	0.697
	ONT	6.270	1.185	2.615	1.776	0.900
	+rTSTM	6.231	1.314	2.143	1.336	0.809
+cTSTM	6.317	1.414	2.730	1.891	0.806	
US8K-1 (Car Horn)	NCT	4.143	-0.415	1.924	1.370	0.562
	NNT	4.823	0.324	2.445	1.770	0.634
	NerNT	4.464	-0.837	2.121	1.484	0.651
	ONT	6.244	0.382	2.650	1.836	0.759
	+rTSTM	6.234	0.505	2.773	1.861	0.761
+cTSTM	6.339	0.609	2.954	1.902	0.850	
US8K-2 (Children Playing)	NCT	3.830	-1.403	1.854	1.332	0.550
	NNT	4.348	-0.636	2.177	1.512	0.620
	NerNT	3.636	-1.936	1.812	1.265	0.572
	ONT	6.559	-0.343	3.410	1.963	0.879
	+rTSTM	6.546	-0.287	3.027	1.806	0.774
+cTSTM	6.442	-0.302	3.018	1.867	0.777	
US8K-3 (Dog Barking)	NCT	3.438	-0.684	1.773	1.326	0.520
	NNT	3.990	-0.002	2.147	1.550	0.593
	NerNT	3.537	-1.336	1.787	1.249	0.569
	ONT	6.580	3.982	2.181	1.599	0.768
	+rTSTM	6.592	4.106	2.193	1.622	0.772
+cTSTM	6.615	4.199	2.193	1.626	0.773	

of NCT and NNT strategy in [13]. For NerNT, we randomly selected an additional noise from US8K, and mixed to noisy speech at randomly selected SNRs between 0 to 10dB. According to the comparative experiments in Table I, the following conclusions can be drawn:

(1) Comparison with other strategies: All the proposed methods (i.e., ONT, ONT-rTSTM, ONT-cTSTM) show superior results compared with other existing strategies (i.e., NCT, NNT, NerNT). Even in white noise where NCT does not exceed NNT, our method demonstrates the superiority in denoising performance, with each indicator exceeding two benchmark methods;

(2) Evaluation of cTSTM: Apart from US8K-2 where cTSTM has little influence on the denoising network, our cTSTM module generally produces superior denoising performance on both synthetic and real-world noises.

D. Comparisons with State-of-the-Arts Methods

TABLE II
COMPARISONS WITH OTHER METHODS ON VOICEBANK-DEMAND

Strategy	Model	PESQ	CSIG	COVL	CBAK
NCT	Noisy	1.97	3.35	2.63	2.44
	SEGAN [1]	2.16	3.48	2.80	2.94
	MMSE-GAN [2]	2.53	3.80	3.12	3.14
	SERGAN [3]	2.62	-	-	-
	BLSTM (MSE) [4]	2.71	3.94	3.28	3.32
	MetricGAN [5]	2.86	3.99	3.42	3.18
	HiFi-GAN [6]	2.94	4.07	3.07	3.49
	PHASEN [7]	2.99	4.21	3.62	3.55
	CAUNet [8]	2.96	4.22	3.60	3.53
	T-GSA [9]	3.06	4.18	3.62	3.59
	DEMUCS [10]	3.07	4.31	3.63	3.40
MetricGAN+ [11]	3.15	4.14	3.64	3.16	
NNT	NeTT [15]	2.63	3.77	3.19	3.37
NerNT	NyTT(L) [15]	2.31	3.23	2.75	3.02
ONT	ONT-cTSTM(ours)	3.12	4.02	3.55	2.98

To verify the effectiveness of the model with other state-of-the-art methods, we provide the evaluation results on a benchmark dataset. Noise and clean speech recordings are provided from the Diverse Environments Multichannel Acoustic Noise Database (DEMAND) [25] and the Voice Bank corpus [26]. Except for PESQ, three additional metrics [27] (i.e., CSIG, COVL, CBAK) are also adopted. As can be seen from Table II, our method shows the superiority on most metrics compared with other strategies which train without the clean target (i.e., NNT, NerNT). Furthermore, our ONT-cTSTM achieves very competitive performance compared with the network trained with supervised data (i.e., NCT), which further verifies the effectiveness of our ONT strategy.

IV. CONCLUSION

In this paper, we propose a novel self-supervised speech denoising strategy, which overcomes the limitation of clean speech acquisition and puts an end to the need for additional inconvenient data. Our approach successfully solves the Only-Noisy Training problem by generating sub-sampled paired signals with audio sub-samplers, and realizes an effective complex-valued speech denoising network for better denoising performance. Experimental results confirm that our proposed strategy outperforms other compared strategies in most evaluation metrics. Furthermore, even compared to the state-of-the-art methods, our strategy still shows competitiveness in scenarios where clean audios are limited and rare.

REFERENCES

- [1] S. Pascual, A. Bonafonte, and J. Serra, "SEGAN: Speech enhancement generative adversarial network," in *Proc. Interspeech*, 2017.
- [2] M. H. Soni, N. Shah, and H. A. Patil, "Time-frequency masking-based speech enhancement using generative adversarial network," in *Proc. IEEE Int. Conf. Acoust. Speech Signal Process.*, 2018, pp. 5039-5043.
- [3] D. Baby and S. Verhulst, "Sergan: Speech enhancement using relativistic generative adversarial networks with gradient penalty," in *Proc. IEEE Int. Conf. Acoust. Speech Signal Process.*, 2019, pp. 106-110.
- [4] F. Weninger, H. Erdogan, S. Watanabe, E. Vincent, J. Le Roux, J. R. Hershey, B. Schuller, "Speech enhancement with LSTM recurrent neural networks and its application to noise-robust ASR," in *Proc. Int. Conf. Latent Variable Anal. Signal Sepa.*, 2015, pp. 91-99.
- [5] S.-W. Fu, C.-F. Liao, Y. Tsao, and S.-D. Lin, "Metricgan: Generative adversarial networks based black-box metric scores optimization for speech enhancement," in *Proc. Int. Conf. Mach. Learn.*, 2019.
- [6] J. Su, Z. Jin, and A. Finkelstein, "HiFi-GAN: High-fidelity denoising and dereverberation based on speech deep features in adversarial networks," in *Proc. Interspeech*, 2020.
- [7] D. Yin, C. Luo, Z. Xiong, and W. Zeng, "Phasen: A phase-and-harmonics-aware speech enhancement network," in *Proc. AAAI Conf. Artif. Intell.*, 2020, pp. 9458-9465.
- [8] K. Wang, B. He, W.P. Zhu, "CAUNet: Context-Aware U-Net for Speech Enhancement in Time Domain," in *Proc. IEEE Int. Symp. Circuits and Systems*, 2021, pp. 1-5.
- [9] J. Kim, M. El-Khomy, and J. Lee, "Transformer with Gaussian weighted self-attention for speech enhancement," in *Proc. IEEE Int. Conf. Acoust. Speech Signal Process.*, 2020.
- [10] A. Defossez, G. Synnaeve, and Y. Adi, "Real time speech enhancement in the waveform domain," in *Proc. Interspeech*, 2020.
- [11] S.W. Fu, C. Yu, T.A. Hsieh, P. Plantinga, M. Ravanelli, X. Lu, Y. Tsao, "Metricgan+: An improved version of metricgan for speech enhancement," in *Proc. Interspeech*, 2021.
- [12] N. Alamdari, A. Azarang, N. Kehtarnavaz, "Improving deep speech denoising by noisy2noisy signal mapping," *Appl. Acoust.*, vol. 172, pp. 107631, Jan. 2021.
- [13] M.M. Kashyap, A. Tambwekar, K. Manohara, "Speech denoising without clean training data: a Noise2Noise approach," in *Proc. Interspeech*, 2021, pp. 2716-2720.
- [14] S. Wisdom *et al.*, "Unsupervised sound separation using mixture invariant training," *Adv. Neural Inf. Process. Syst.*, vol. 33, pp. 3846-3857, Oct. 2020.
- [15] T. Fujimura *et al.*, "Noisy-target training: A training strategy for DNN-based speech enhancement without clean speech," in *Proc. European Signal Processing Conf.*, 2021, pp. 436-440.
- [16] H.S. Choi *et al.*, "Phase-aware speech enhancement with deep complex u-net," in *Proc. Int. Conf. Learn. Represent.*, 2018.
- [17] K. Wang *et al.*, "CAUNet: Context-Aware U-Net for Speech Enhancement in Time Domain," in *Proc. IEEE Int. Symp. Circuits and Systems.*, 2021, pp. 1-5.
- [18] O. Ronneberger, P. Fischer, T. Brox, "U-net: Convolutional networks for biomedical image segmentation," in *Proc. Int. Conf. Med. Image Comput. Comput.-Assisted Intervention*, 2015, pp. 234-241.
- [19] T. Huang, S. Li, X. Jia, H. Lu, J. Liu, "Neighbor2neighbor: Self-supervised denoising from single noisy images," in *Proc. IEEE/CVF Conf. Comput. Vis. Pattern Recognit.*, 2021, pp. 14781-14790.
- [20] A. Pandey, D.L. Wang, "Densely connected neural network with dilated convolutions for real-time speech enhancement in the time domain," in *Proc. IEEE Int. Conf. Acoust. Speech Signal Process.*, 2020, pp. 6629-6633.
- [21] J. Salamon, C. Jacoby, J.P. Bello, "A dataset and taxonomy for urban sound research," in *Proc. ACM Int. Conf. Multimedia*, 2014, pp. 1041-1044.
- [22] C. Valentini-Botinhao, "Noisy speech database for training speech enhancement algorithms and tts models," Aug. 2017. [Online]. Available: <https://doi.org/10.7488/ds/2117>
- [23] A. W. Rix, J. G. Beerends, M. P. Hollier, and A. P. Hekstra, "Perceptual evaluation of speech quality (PESQ), an objective method for end-to-end speech quality assessment of narrow-band telephone networks and speech codecs," in *Proc. IEEE Int. Conf. Acoust. Speech Signal Process.*, 2001, pp. 749-752.
- [24] C. H. Taal, R. C. Hendriks, R. Heusdens, and J. Jensen, "An algorithm for intelligibility prediction of time-frequency weighted noisy speech," *IEEE Trans. Audio Speech Lang. Process.*, vol. 19, no. 7, pp. 2125-2136, Sep. 2011.
- [25] J. Thiemann, N. Ito, E. Vincent, "The Diverse Environments Multi-channel Acoustic Noise Database (DEMAND): A database of multichannel environmental noise recordings," in *Proc. Meetings Acoust.*, vol. 19, no. 1, pp. 035081, May. 2013.
- [26] C. Veaux, J. Yamagishi, S. King, "The voice bank corpus: Design, collection and data analysis of a large regional accent speech database," in *Proc. of Oriental COCOSDA/CASLRE*, 2013, pp. 1-4.
- [27] Y. Hu, P.C. Loizou, "Subjective comparison and evaluation of speech enhancement algorithms," *Speech Commun.*, vol. 49, no. 7-8, pp. 588-601, Jul. 2007.