

Style-Guided Web Application Exploration

Davood Mazinianian
University of British Columbia
Vancouver, BC, Canada

Mohammad Bajammal
University of British Columbia
Vancouver, BC, Canada

Ali Mesbah
University of British Columbia
Vancouver, BC, Canada

ABSTRACT

A wide range of analysis and testing techniques targeting modern web apps rely on the automated exploration of their state space by firing events that mimic user interactions. However, finding out which elements are actionable in web apps is not a trivial task. To improve the efficacy of exploring the event space of web apps, we propose a browser-independent, instrumentation-free approach based on structural and visual stylistic cues. Our approach, implemented in a tool called STYLEX, employs machine learning models, trained on 700,000 web elements from 1,000 real-world websites, to predict actionable elements on a webpage a priori. In addition, our approach uses stylistic cues for ranking these actionable elements while exploring the app. Our actionable predictor models achieve 90.14% precision and 87.76% recall when considering the click event listener, and on average, 75.42% precision and 77.76% recall when considering the five most-frequent event types. Our evaluations show that STYLEX can improve the JAVASCRIPT code coverage achieved by a general-purpose crawler by up to 23%.

ACM Reference Format:

Davood Mazinianian, Mohammad Bajammal, and Ali Mesbah. 2021. Style-Guided Web Application Exploration. In *Proceedings of ACM Conference (Conference'17)*. ACM, New York, NY, USA, 12 pages. <https://doi.org/10.1145/nnnnnnn.nnnnnnn>

1 INTRODUCTION

Modern web apps are built across different technology stacks, often using multiple programming languages, e.g., JAVASCRIPT, HTML, Cascading Style Sheets (CSS), and server-side languages such as PHP or Java. They are primarily written in an event-driven architecture, in which event listeners on the webpage asynchronously execute and change the state of the application in response to events (e.g., clicks, mouse hovers) [1].

To mitigate the intricacies associated with analyzing web apps' sophisticated source code, a wide range of web app analysis and testing techniques rely on *automated exploration* of the application in a black-box manner [14, 16, 20, 21, 30, 32–34, 47]. In a nutshell, these techniques use a web crawler specifically designed to mimic a user interacting with a web app's graphical user interface in a web browser. These crawlers automatically fire events on web elements, fill in web forms, and monitor potential changes to the UI state to reverse-engineer an abstract model (e.g., a *state-flow* graph [31]) of the web app. This inferred model is in turn used for

various analysis and testing purposes, such as automated test case generation [33, 34, 47].

To achieve a sufficient degree of *state space coverage* [36], a crawler needs to effectively explore the event space. To that end, in each new state of the web app, the crawler needs to (1) identify web elements that can potentially trigger an event (e.g., elements with click or mouseover events), and (2) determine the order or sequence of which web element to exercise next.

While the W3C event model standard [42] allows event listeners to be added to web elements using the Document Object Model (DOM) API, it does not provide access to the set of event listeners already attached to a particular web element [4, 15]. Hence, identifying web elements that have event listeners, which we refer to as *actionables* in this paper, is not straightforward.

Crawlers vary in their strategies to circumvent this challenge. For instance, they can be configured to click on all elements that are known to be “clickable” by default, such as hyperlinks (e.g., ``) and buttons, which will then yield new states. However, this can leave out a large number of actionables which do not belong to these two element types, and therefore can undermine the crawler's ability of discovering new states. Indeed, research has shown that hyperlinks and buttons are not the only doorways to new states in web apps [8], and that other tags such as `<div>` and `` with event listeners are extensively used in practice. Alternatively, configuring a crawler to explore *all* UI elements is also not a viable option, since this will increase the analysis and crawling time by examining every element on each webpage in search of actionables. Most of this analysis might be wasted since usually only a fraction of web elements are actionable.

Furthermore, a large set of existing crawlers [20, 22, 37, 38] only consider events that are attached using HTML attributes (e.g., `onclick`, `onmouseover`) because such attributes can be retrieved and accessed anytime, enabling the crawler to identify which elements are actionable. Other approaches (e.g., WEBMATE [15, 16]) only consider actionables for which event listeners are added using specific JAVASCRIPT frameworks (e.g., JQUERY or PROTOTYPE). However, event listeners are often attached to web elements directly through the DOM API (e.g., `addEventListener()`). Identifying actionables which use this technique is more challenging as the DOM API does not provide a mechanism for retrieving the registered handlers.

Common workarounds for identifying actionables are to use an instrumented browser engine (e.g., in ARTEMIS [6] or WARR [5]) or specific browser add-ons (e.g., Chrome's DevTools [24]). This, however, restricts the devised techniques to a specific web browser, which is not desirable in many scenarios (e.g., cross-browser testing [14, 30]). This also limits such techniques to a specific browser engine's *version*, which hinders keeping up with the rapid evolution of modern web browsers to test new web platform features.

Another option is to instrument the web app's JAVASCRIPT code, through a web proxy, and re-write the event listener add/remove

Permission to make digital or hard copies of part or all of this work for personal or classroom use is granted without fee provided that copies are not made or distributed for profit or commercial advantage and that copies bear this notice and the full citation on the first page. Copyrights for third-party components of this work must be honored. For all other uses, contact the owner/author(s).
Conference'17, July 2017, Washington, DC, USA
© 2021 Copyright held by the owner/author(s).
ACM ISBN 978-x-xxxx-xxxx-x/YY/MM.
<https://doi.org/10.1145/nnnnnnn.nnnnnnn>

calls. These web proxies are known to be hard-to-deploy [11]. Also, source code instrumentation might undesirably alter the behaviour of the web app [44]. Hence, there is a need for a new approach of identifying actionables for effective web app state exploration.

Once the set of actionables is identified, the order in which the actionables are explored by the crawler can also impact the state exploration of the web app. Note that this is different from choosing the next web app state to explore, from a given list of already-explored states (i.e., the state exploration strategy), which has been studied in the literature [9, 12, 13, 17–19, 21, 29]. In contrast, the issue at hand here is concerned with *ranking* the execution order of actionables on a given state. Existing crawlers often fire events in a random or top-down order [31].

In this paper, we show that these challenges can be tackled in a rather novel way, namely by using the stylistic information of web elements. In particular, we propose a technique that identifies actionables based on the insight that a web element’s *structural and visual styles* (i.e., their DOM location and the way they look) can potentially indicate whether they have events attached to them. In other words, we exploit the fact that a human user can easily, simply by “looking” at the webpage, spot which elements on the page can be clicked on. Indeed, styling actionables in a consistent and distinguishing way is a highly-recommended usability practice [46, 53]. We aim to capture this behavior in a model that can identify actionables based on their structural and visual styles.

We also show that these structural and visual stylistic features can provide an effective event ranking strategy during crawling to achieve a higher code coverage. Our ranking approach essentially exploits the Consistent Identification usability guideline [54]: elements with similar functionality should have a consistent presentation across the web app. By postponing the execution of actionables that look similar, we aim at diversifying the covered functionality.

To this end, we employ machine learning on a corpus of around 700,000 web elements collected from 1,000 websites to learn whether an element with specific stylistic features has an event listener. We incorporate 68 structural and visual style features for elements in the trained models. Our approach can achieve 90.14% precision and 87.76% recall in identifying clickable elements, and on average, 75.42% precision and 77.76% recall in identifying actionables of the five most-frequent event types. Moreover, we devise an algorithm for identifying similarly-looking elements and ranking them accordingly to guide the crawler. Our evaluations also show that our approach can improve the covered client-side JAVASCRIPT code achieved by a crawler by up to 23%.

Our paper makes the following contributions:

- We provide a novel technique that uses structural and visual stylistic features of web elements to identify the ones with event listeners and rank them.
- A tool, STYLEX, that builds upon a general-purpose web crawler for dynamic web apps to incorporate the proposed technique, which is available.
- A dataset of around 700,000 web elements and their associated stylistic features as rendered in the web browser and the attached event listeners to them, which might be used in, e.g., future empirical studies.

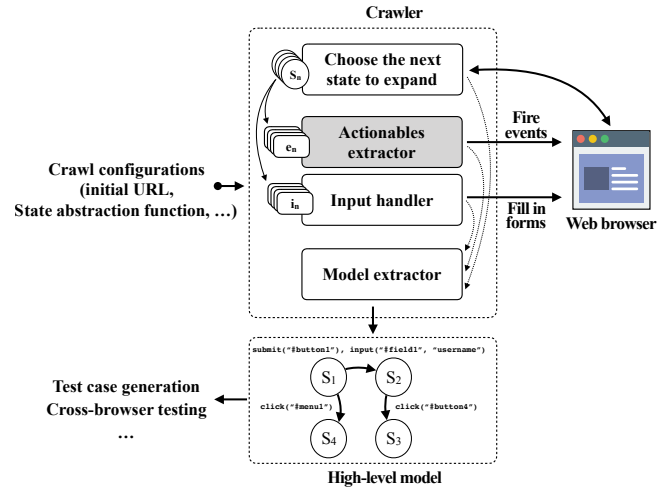


Figure 1: The internals of an abstract crawler.

2 BACKGROUND AND MOTIVATION

2.1 The internals of modern crawlers

Figure 1 illustrates the architecture of an abstract crawler tailored for modern web apps. The crawler starts by exploring the web app under analysis from a starting point, e.g., the URL pointing to the web app’s first page. The crawler navigates a web browser to that URL, and then extracts actionables in the loaded page. These are DOM elements that the crawler could interact with to change the *state* of the application. These elements are *candidate* actionables for a crawler, since it does not know whether interacting with them will lead to a new state a priori. Subsequently, the crawler chooses the next event corresponding to a candidate actionable, fires it, and monitors the web browser to see whether there is a change in the current state of the web app.

Crawlers often allow custom *state abstraction functions*; i.e., definitions for what constitutes a web app state (e.g., a DOM snapshot, or a screenshot of the web page). The crawler then chooses the next state to *expand* (i.e., to identify actionables on that state and continue the crawling from there) based on a *state exploration strategy*. While crawling, the crawler can construct a model of the web app under analysis using the states and transitions between them. This can be a graph where each node is a state, and each edge is the event that caused the following state to be explored (i.e., the *state-flow graph* [31]). This model is then used for different purposes, e.g., automated test case generation [34].

2.2 Motivating example

Figure 2 depicts a screenshot of Google Calendar, a highly-dynamic modern web app. If we were to use an automated crawler to analyze Google Calendar we would observe the following:

Actionables. There is a large set of actionable elements that are candidates for interacting with to cover different functionalities. The *actionables extractor* component of the crawler (i.e., the shaded box in Figure 1) is responsible for identifying these elements. Most of these elements in Google Calendar are `<div>`s and not hyperlinks (i.e., `<a>` tags). This includes, for example, all elements in groups **A**,

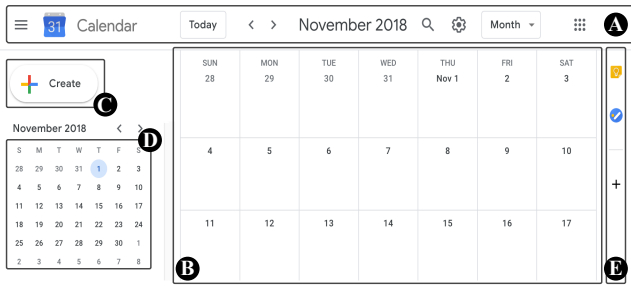


Figure 2: Interactive elements on Google Calendar’s web UI.

B, **D** and **E** in Figure 2. Most web crawlers focus on hyperlinks and miss a large portion of actionables to be fired [4]. More advanced crawlers [31] give the user the option to specify the type of web elements (e.g., `div`) to consider as candidate actionables, which is still not ideal as the user has to manually configure the crawler.

Our goal in this work is to devise a technique that predicts *a priori* which elements on a page are actionables, regardless of their element type and without manual configuration.

Equivalent classes of actionables. There are usually equivalent classes of actionables that appear within or across different states, and share similar functionality. For instance, in Google Calendar, clicking on any of the displayed *days* (i.e., elements in group **B** or **D** in Figure 2) would result in seeing the calendar events corresponding to the selected day (elements in **D**), or creating new calendar event in the selected day (elements in **B**). In such cases where the corresponding functionalities are similar (or identical), firing events on these similar actionables is unlikely to result in new states or more `JAVASCRIPT` code coverage. This can bear several implications in practice. If, for example, the crawler is configured to run within a certain time limit (which is the usual case in practice), it is highly probable that it would waste some of its runtime on those equivalent actionables. In our motivating example of Figure 2, a more intelligent mechanism would be to avoid firing events on the actionables in groups **B** and **D** again, and moving on to another part of the web app, e.g., elements in groups **A**, **C**, or **E** which are likely to yield more different states and also cover a broader range of `JAVASCRIPT` code.

3 APPROACH

Our approach for driving web app state exploration consists of two parts, namely, (1) a method for identifying actionables using the web elements’ structural and visual style features; and (2) a mechanism for ranking which events to fire while exploring the states, in order to to achieve a higher coverage. In the following subsections, we provide the details of these two steps.

3.1 Predicting actionables

Our approach to identifying actionables is based on a simple but novel intuition: usually, when a user looks at a web page, they are able to intuit where to click or how to interact with the page based on what elements look like. Styling actionables so that they look distinguishing on the web page is a recommended usability practice [46, 53]. A clickable element, for example, might have an

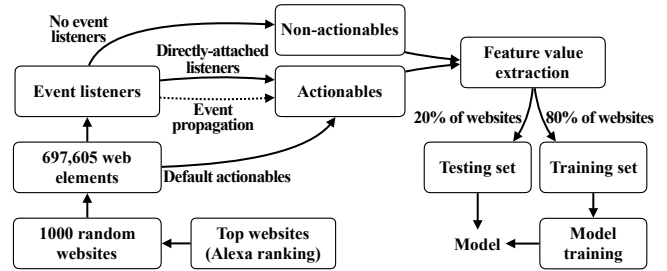


Figure 3: Our machine learning model training pipeline.

underlined text, a border, or a shadow, or might look like a button. The intuition for our approach is that such stylistic features can be used to train a machine learning model to predict which elements on the page are actionable.

Figure 3 depicts our overall pipeline for learning. We explain the details of our learning process in the following subsections.

Data collection for training. To collect data for training a model, we need a large set of pre-identified (1) actionable elements to be used as positive examples, and (2) elements without any event listeners to be used as negative examples.

We collect these elements by crawling a large set of web apps in the wild. To that end, we developed a script to randomly choose 1,000 websites from Alexa’s top ranking list of URLs [23]. The reason for this random selection is to cover a wide range of sites that have been developed with different front-end frameworks, libraries, and development styles.

The script subsequently loads each URL in the Chrome web browser, traverses the DOM loaded in the web browser, and collects all the HTML elements present in the web page. For each element, the script collects any attached event listeners. The event listeners are retrieved using Chrome DevTools [24], which have direct access to the browser’s internal engine, and thus is accurate. Note that this access is only needed for collecting the training data.

If an element has an attached event listener, it is considered *actionable* and is stored for later analysis along with the type of the event(s) handled. In addition, we consider HTML elements which are *actionable by default*, such as hyperlinks and buttons, as positive examples, regardless if whether they have a `JAVASCRIPT` event listener. The reason for this is that these elements can change the state even without an explicitly attached `JAVASCRIPT` event.

Figure 4 depicts violin plots summarizing the characteristics of the websites used in the learning process. As it can be observed, the websites are quite complex in terms of the number of DOM elements (Figure 4a) and the height of the DOM tree (Figure 4b). In addition, we have shown the distribution of the percentage of the actionables over all the DOM elements existing in each website in Figure 4c. Notice that the median percentage of actionable elements is 16.80%. Moreover, we found that 53.26% of these actionables are elements other than the *default actionables* (i.e., hyperlinks and buttons).

Incorporating event propagation. Firing certain events on DOM elements causes the same event to be triggered on the element’s ancestors. For instance, when a user clicks on a button, all the

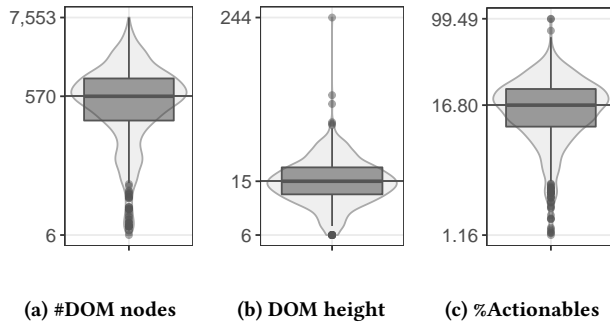


Figure 4: Descriptive statistics for the training websites.

button’s ancestor elements are also clicked too through event propagation. The order in which the event listeners of the same type attached to the ancestor elements are executed can be different: i.e., first execute the events attached to the ancestors, going down in the DOM hierarchy—the *capture* phase—or first execute the events attached to the element itself, going up in the hierarchy—the *bubble* phase [39].

To incorporate this behavior in the training model, for the event handlers that bubble, we mark the descendant elements of an actionable to be actionable too. In our experience, this can greatly improve the accuracy of the trained models, because the values for most of the structural and visual styles (i.e., the models’ features) are also *inherited* by the descendant elements, through CSS inheritance [50].

Training features. For each element, we collect and store the values for a set of 68 features of structural and visual styles, which will be used as learning features in the trained models. Table 1 lists these features. The values for these features are extracted via the DOM API.

There are two sets of such learning features:

(Structural) DOM-related features. These include:

- The absolute position (from the top-left corner of the web browser window) and size of the bounding box of the element as rendered in the web browser. The rationale behind using the bounding box is that, intuitively, a relatively large element is less probable to have certain event listeners. In addition, an element with abnormal positioning (e.g., negative values, which corresponds to an element outside the viewport) is less likely to be actionable. We use the `Element.getBoundingClientRect()` DOM function to retrieve elements’ bounding boxes.
- DOM depth, which corresponds to the depth of the element in the DOM hierarchy. The intuition here is that the elements which are closer to the HTML root (e.g., have smaller depth) are less likely to have event listeners to be actionable by users. Rather, they are mostly used in defining the structure of web pages.
- Number of descendants, and height of the subtree rooted at the element. These values determine the *complexity* of the DOM subtree under the element. It is intuitive that elements which are more complex (e.g., a `<nav>` element which is used as a container for menu items) are not actionable.

Note that, in our machine learning models, we did not include elements’ “tag name” as a feature. The reason is that any element with any tag name can become actionable; as a result, in practice we observed that including the tag name does not generally improve the trained models. In addition, it is now possible to define *custom HTML elements* with custom tag names, both supported natively in all major web browsers in the Web Components standard [40], and also in several popular frameworks (e.g., Angular [25]). In such cases, custom tag names would be unknown to the trained models.

(Stylistic) CSS features. The latest CSS specifications [51] include more than 200 *style properties*. Style properties are individual presentation features that can be set on any element (e.g., font, border, background). We use these stylistic properties as features for training models.

We retrieve the values for CSS style properties using the DOM’s `Window.getComputedStyle()` function. This is a standard DOM function that is supported by all web browsers, and frees us from dealing with complex CSS code and its internals (e.g., CSS value propagation through inheritance and cascade [50]) to compute the style property values. In addition, the values returned by the `getComputedStyle()` function are *normalized* to a great extent (e.g., all color values are represented using the RGB or RGBA notation), making them suitable for machine learning models.

We collected a list of 279 CSS properties as returned by the `getComputedStyle()` function from the elements of all websites. We then excluded the *vendor-specific* CSS properties, since they are recognized only in specific web browsers (e.g., properties prefixed with `-web-kit-` are only recognized by the WebKit engine, e.g., in Apple’s Safari). Our intention is to keep the trained models browser-agnostic.

For the remaining CSS properties, we plotted the distribution of their values across all websites. We removed the CSS properties for which the values for more than 99% of elements were left as default. This is because the values for these CSS properties will not bring any benefit for the machine learning models and therefore keeping them would unnecessarily complicate the training process. We have provided the complete list of the remaining CSS properties which were eventually used in the training models in Table 1.

Note that, for certain CSS properties, it is not logical to use the raw values for training. For example, the value for the `background-image` property is set to a specific external image, or a gradient declaration, and we observed that these values are not helpful for improving the models’ accuracy. Instead, it is more plausible to treat such values as binary predictors, e.g., whether an element has a background or not. In addition to the `background-image` property, the following CSS properties are treated as binary predictors: `animation`, `border`, `box-shadow`, `outline`, `text-decoration`, `touch-action`, `transform`, `will-change`, and `z-index`.

Training and testing sets. We divide the set of collected websites into two subsets for training and testing, with an 80%-20% split, respectively, so that it allows for cross validation, and use the corresponding positive and negative examples for training and testing.

Balancing positive/negative examples. There are usually fewer positive examples than negative ones in each web page. This can affect the accuracy of the trained models. Therefore, we balanced

Table 1: Features used in the trained models

Type	Features
DOM-related	Bounding box position and size (x, y, width, height), DOM depth, number of descendants, height of the subtree rooted at the element
Visual (CSS)	align-content, align-items, align-self, backface-visibility, border-block-end-style, border-block-start-style, border-bottom-style, border-collapse, border-inline-end-style, border-inline-start-style, border-left-style, border-right-style, border-top-style, box-sizing, clear, cursor, display, flex-direction, flex-grow, flex-wrap, float, font-style, font-weight, hyphens, justify-content, list-style-position, list-style-type, mix-blend-mode, object-fit, opacity, outline-style, overflow-wrap, overflow-x, overflow-y, pointer-events, position, resize, table-layout, text-align, text-decoration-line, text-decoration-style, text-overflow, text-rendering, text-size-adjust, text-transform, transform-style, unicode-bidi, user-select, visibility, white-space, word-break In addition, binary values determining whether a value other than the default value is set for the following CSS properties: Animation-related properties (i.e., animation-name and transition-property), background, border and outline (at any of the four sides of the element), box-shadow, text-decoration, touch-action, transform, will-change, and z-index.

the number of positive examples with the negative ones using under-sampling, i.e., randomly removing elements from negative examples until the two sets have the same number of elements.

Choosing event types. There is a large number of event types supported in the web platform standards (e.g., click, mouse, keyboard, touch, drag, and change events). In addition, developers can define *custom* event listeners. In this work, we focus on the five most frequent event types that appeared in our dataset, namely `click`, `mouseover`, `mouseout`, and `mousedown`, and `touchstart`. For each of these event types, we train a separate binary model that predicts whether a certain element has a listener for this given event type.

Machine learning algorithms. In our experiments, we used several different traditional machine learning algorithms for classification which met our input and output requirements. This includes, but is not limited to, CART, C4.5, and C5.0 decision trees, random forests, and feed forward neural networks. For our experiments, we eventually selected the model with the highest accuracy and deployed it to a general-purpose crawler.

3.2 Prioritizing actionables using styles

As discussed in Section 2.2, the appearance of actionables can be used as a cue towards improving the effectiveness of web app state exploration, for instance with respect to coverage. Our intuition is that actionables with dissimilar appearance might be better candidates to be examined earlier, since they might represent the same functionality in the web app. This intuition indeed stems from the Consistent Identification usability guideline [54], which aims at ensuring “consistent identification of functional components that appear repeatedly within a set of Web pages”. As such, the exploration should ideally avoid exercising similarly-looking elements within the same state or across different states.

Representing actionables. The goal of our prioritization approach is to identify elements with similar appearance across different states of the web app, so that when the crawler comes across a new actionable, it can be ranked with respect to the ones that have already been explored. To do so, we represent actionables in such a way that they can be compared across different states.

For purposes of ranking, each actionable is represented using a vector of features \hat{f}_E consisting of stylistic properties. The elements of \hat{f}_E are similar to the ones used for training actionable prediction models (Table 1). In particular, \hat{f}_E contains all the CSS properties that we used for prediction, but excludes most of the DOM-related properties (i.e., the position of the actionable’s bounding box, depth

of the actionable in the DOM tree, number of descendants and height of the DOM subtree rooted at the actionable). The reason we exclude DOM-related properties is that the values of these properties for the same actionable can frequently change across different DOM states, e.g., when an element is dynamically injected into the DOM at runtime using `JAVASCRIPT`. We experienced that including these properties can negatively affect the effectiveness of this representation in identifying the same (or similarly-looking) actionables across different states. In contrast, we noticed that including concrete values for the CSS properties that we treated as binary predictors (i.e., last row of Table 1) can improve this representation. As such, we further enriched \hat{f}_E with those CSS properties.

Ranking actionables. We propose to rank actionables identified by the crawler’s *actionables extractor* (Figure 1) in such a way that more diversely-looking elements are examined first. In our approach, the crawler maintains a global list \mathbb{L} of tuples $\langle \hat{f}_E, c_E \rangle$, where \hat{f}_E is the stylistic representation for a set of similarly-looking actionables E (as described earlier), and c_E is a counter. The elements of \mathbb{L} indeed correspond to the already-examined actionables during a crawling session, where c_E corresponds to the number of times any actionable $e \in E$ represented by \hat{f}_E has been examined by the crawler in the current crawling session.

Each time an actionable e is examined by the crawler, its corresponding feature vector \hat{f}_e is constructed and compared against the feature vectors existing in \mathbb{L} . If there exists a $\langle \hat{f}_E, c_E \rangle \in \mathbb{L}$ where $\delta(\hat{f}_e, \hat{f}_E) < \epsilon$, c_E is incremented, or else $\langle \hat{f}_e, 1 \rangle$ is added to \mathbb{L} . Here, δ is a distance function and ϵ is a threshold, which determine the degree of stylistic dissimilarity that is allowed for e to be from the rest of actionables in E .

Similarly, in each new state, the crawler queries \mathbb{L} to rank a newly-identified actionable e' : if the feature vector corresponding to e' is similar enough to a feature vector existing in \mathbb{L} , say $\langle \hat{f}_E, c_E \rangle$, it is “pushed back” for later examination. In this case, the degree to which the examination of e' is delayed will depend on the value of c_E ; the lower c_E is, the earlier e' will be examined by the crawler.

4 IMPLEMENTATION

We automated our data collection using Chrome DevTool protocol’s open-source implementation in Java (`CDP4J` [52]). We trained the machine learning models using R [43]. We used the implementation of C5.0 model in R [27] as the final classifier, as it showed the best results in our evaluation.

We developed STYLEX, a tool that extends a general-purpose crawler, namely CRAWLJAX [31], which is tailored for exploring highly dynamic web apps. STYLEX enhances CRAWLJAX’s *candidate actionables strategy* by incorporating the trained models to better identify actionables, and also by ranking the actionables using stylistic cues to improve state exploration.

To deploy the trained models from R to Java, we used rJava [49], which allows communicating with the R environment from Java. All the developed tools, collected data for training, evaluation results, and the training/testing data are available online [7].

5 EVALUATION

To evaluate our proposed technique, we design a study aiming at answering the following research questions:

RQ1 What is the accuracy of STYLEX in identifying actionables?

RQ2 Does STYLEX improve the exploration of web apps in terms of coverage?

5.1 RQ1: Accuracy of the actionable prediction models

5.1.1 Study design. As mentioned, we randomly choose 20% of the websites from our initial dataset for our testing set, which includes 139,521 elements, out of which 74,129 are actionable (incorporating the event propagation). We report the accuracy of the trained models using the following measures commonly used in evaluating the performance of machine learning models:

Precision. The *precision* of a classification model for a class c is defined as the ratio of the instances that the model correctly classifies to belong to the class c (i.e., true positives) compared to all the instances that the model classifies (correctly and incorrectly) to belong to c . The precision is therefore calculated as $\text{Precision}_c = \frac{TP_c}{TP_c + FP_c}$, where FP_c (i.e., false positives) are the cases that have been incorrectly classified by the model to belong to class c .

Recall. The *Recall* of the classification model for a class c is defined as the ratio of the cases that the model correctly classifies to belong to class c over all the cases that actually belong to class c . In other words, $\text{Recall}_c = \frac{TP_c}{TP_c + FN_c}$, where FN_c (i.e., false negatives) are the cases where the model have missed classifying them to class c .

F-measure. The harmonic mean of precision and recall for a class c , defined as $\text{F-measure}_c = 2 \times \frac{\text{Precision}_c \times \text{Recall}_c}{\text{Precision}_c + \text{Recall}_c}$.

5.1.2 Results. Our experiments showed that the C5.0 decision tree with 10 boosting iterations [26] is by far the most accurate model out of the various models we experimented with: CART, C4.5, C5.0 decision trees, random forests, and feed forward neural networks. Due to space limitations, we only report the results for the models trained using C5.0. The data and the scripts for replicating the training and testing for other models is available [7]. Also, since we are training binary classifiers, we report the results with respect to two classes: actionables, and non-actionables.

Table 2 shows the accuracy measures for the C5.0 model when tested on the websites in the testing set. As it can be observed, the trained model can achieve a remarkably high precision and recall (respectively, 90.14% and 87.76%) for predicting whether an element has an attached `click` event listener or not. The precision and recall drops for other event types for the “actionables” class,

Table 2: Accuracy of the C5.0 actionable prediction model

Event Type	Actionable			Non-actionable		
	Precision	Recall	F-measure	Precision	Recall	F-measure
<code>click</code>	90.14	87.76	88.93	87.91	90.26	89.07
<code>mouseover</code>	75.45	76.80	76.12	92.85	92.34	92.59
<code>mouseout</code>	74.79	72.13	73.44	91.39	92.41	91.90
<code>mousedown</code>	72.54	78.00	75.17	96.55	95.43	95.99
<code>touchstart</code>	64.18	74.12	68.79	96.67	94.90	95.78
Average	75.42	77.76	76.49	93.07	93.07	93.06

respectively, 75.45% and 76.80% for `mouseover`, 74.79% and 72.13% for `ouseout`, 72.54% and 78% for `mousedown`, and finally, 64.18% and 74.12% for `touchstart`. This is rather expected since there are fewer true examples in the dataset for these event types, and therefore the training is done with less available data. Overall, our prediction model achieves an average of 75.42% precision and 77.76% recall (76.49% overall F-measure) when predicting all five event types.

Importance of the predictors. We further analyzed the prediction models to find out which features are the most important in predicting whether an element is actionable or not.

For C5.0 decision tree, a common approach to determine the importance of the predictors is to consider the percentage of training set samples that fall into all the decision trees’ terminal nodes after the split. Using this measure we noticed that, for all the five event types, three predictors play an important role in prediction: DOM depth, cursor, and the position of the bounding box of the element.

The importance of the depth of an element in the DOM tree can be explained by the fact that, often, the elements which are closer to the leaf nodes of the DOM tree are more probable to be actionable. Instead, elements such as `<html>` or `<body>` with very small depth values are less probable to be actionables, when considering a large set of web apps in the wild.

Similarly, the importance of the cursor predictor is quite expected. Especially for mouse events (which constitute four of the five event types that we considered in this paper), the shape of the mouse cursor when an element is hovered on can effectively give a hint to the users that the element is actionable and a mouse event is probably handled for it (e.g., a cross-shaped cursor with arrows might correspond to a `mousedown` event to start moving an element).

The position of an element can also be a strong predictor for actionables. Elements with out-of-the-viewport positioning (e.g., negative coordinates) cannot be interacted by the user. We noticed that such elements exist in the training web apps when, for instance, the web app uses an image carousel in its design. Also, elements attached to the top-left corner of the web browsers’ viewport are less probable to be actionable. This includes, for instance, the `<html>` and `<body>` elements, or a navigation bar: while the elements inside the navigation bar are usually actionable, the top-level container of the navigation bar is less probable to be actionable.

5.2 RQ2: Coverage efficiency of the proposed technique

5.2.1 Study design. We evaluate the efficiency of the proposed technique in terms of the improvement in achieving higher JAVASCRIPT code coverage as discussed in the following subsections.

Experimental subjects. We included four subject applications for our evaluation. Note that none of these evaluation subjects were used for training our actionable prediction models. In addition to three open source JAVASCRIPT web apps, we have included one real-world, extensively-used, highly-dynamic proprietary web app for our evaluation to assess the effectiveness of the proposed technique for scenarios in which using an in-house server or execution environment is not possible or desirable, e.g., when functional testing of the web app is outsourced, which is a common practice in the industry. Table 3 shows the characteristics of our experimental subjects.

Study setup. We run a general-purpose crawler (namely, CRAWLJAX [31]) on all subject systems, using different strategies for identifying and ranking actionables. We have built our technique on top of CRAWLJAX so that the confounding factors that might affect the efficacy of our technique and its rival strategies are controlled to the largest possible extent. Furthermore, since CRAWLJAX only uses click events by default, for a fair comparison, we first run our technique only using click events, but we also report the results with other event types separately.

Particularly, we run CRAWLJAX with the following strategies:

- (1) **Default clickables (DEF).** In this strategy, the crawler only clicks on elements which are *clickable* by default. This includes hyperlinks (i.e., all the `<a>` tags) and buttons (including all `<button>` tags, and `<input>` tags with their `type` property set to one of the following values: `button`, `submit`, or `image`). These elements are clicked on in the order they appear in a pre-order traversal of the DOM tree (i.e., the output of the DOM's `getElementsByTagName()` function).
- (2) **All elements, random order (RND).** In this strategy the crawler clicks on all the HTML elements (in a given state) in a random order.
- (3) **STYLEX, click-only events (STYLEX-CLK).** We run our proposed STYLEX approach (i.e., CRAWLJAX enhanced by our technique for predicting actionables and ranking them), yet we only allow clicking on elements for a fair comparison with the previous strategies. In this paper, we evaluate our technique using strict similarly of style feature vectors, i.e., the δ function defined in Section 3.2 checks whether two feature vectors are element-wise identical ($\epsilon = 0$) or not.

Table 3: Experimental subjects

Name	#DOM nodes [†]	%Actionable nodes [‡]		
		All	Default	JS (KB)*
Prop. Open src.				
p4wn (Chess)	379.00	69.12	18.46	7.12
TacirFormBuilder	175.69	46.31	10.56	338.61
Phormer Photo Gallery	292.51	37.71	16.91	52.37
Google Calendar	1622.34	28.56	3.99	8,761.71

[†] Average number of DOM nodes across all states discovered during 5 executions of the crawler with all configurations.

[‡] Average percentage of DOM nodes which are actionable across all crawling sessions. Default actionables include anchors and buttons.

* Size of the maximal set of JAVASCRIPT code blocks discovered across all crawling sessions.

- (4) **STYLEX, with all five event types (STYLEX-EVNTS)** Similar to STYLEX-ORD, yet we allow all five event types predicted on the elements to be examined by the crawler. For events that require input (e.g., `mousedown` which can determine which mouse button was clicked), we provide random values. In case if an element is predicted to be actionable with multiple event types, we rank the events with respect to their popularity in our dataset (i.e., in the following order: `click`, `mouseover`, `mouseout`, `mousedown`, and `touchstart`).

For all the subjects, we start the crawler from the first page of the application. For Google Calendar, we start the crawler on the first page appearing right after the user has logged in, so that the full functionality of the web app is available to the crawler (we created a fresh user account for this evaluation). We do not limit the maximum crawling depth or the maximum number of states discovered by the crawlers. We do not change the *state abstraction function* of CRAWLJAX across all the evaluations; a new UI state is discovered whenever there is a change in the DOM [31]. In addition, we run the crawler with each of the strategies five times on each subject, and report JAVASCRIPT code coverage as the average across the five runs. We do not define any strategy to provide inputs for web forms during the crawl. Furthermore, we run the crawlers in two scenarios:

- (1) We limit the crawler's running time, for each of the four mentioned strategies (i.e., DEF, RND, STYLEX-CLK, STYLEX-EVNTS), to 10 minutes. This duration should be relatively reasonably long enough to explore crawling behaviour, but is manageable enough to enable repeating the experiment multiple times to compute averages. Relevant work [21] also use this time limit for running crawling experiments.
- (2) We also allow the crawler with each of the four mentioned strategies to execute 100 *crawl actions* (i.e. firing events on the states), and measure JAVASCRIPT code coverage right after each crawl action. The rationale for this evaluation approach is that we would like to compare the ability of crawling techniques in making *good incremental decisions* while crawling, i.e., examining the most efficient actionable firing order. An efficient firing order would quickly yield higher coverage, in a small number of firings, and does so early on in the crawling process. In addition, if the goal of the crawling is to generate test cases, the number of the generated test cases will correlate with the number of crawl actions, and our evaluation can reveal how one strategy performs compared to the others given a similar number of generated test cases, as explored in an existing relevant work [6].

Measuring JAVASCRIPT code coverage. Measuring JAVASCRIPT code coverage for dynamic web apps is not a straightforward task. For a crawler, the total number of lines of JAVASCRIPT code is typically unknown, as JAVASCRIPT code can be injected dynamically at runtime while exploring new states. Previous work have disregarded the dynamically-injected code blocks when measuring code coverage [6]; however, we argue that they should be considered because they do occur in reality, especially for highly-dynamic web apps. Therefore, we consider the largest set of JAVASCRIPT code lines that is found by any strategy during the crawl (after all the crawl sessions are finished) as the maximal set of lines of code

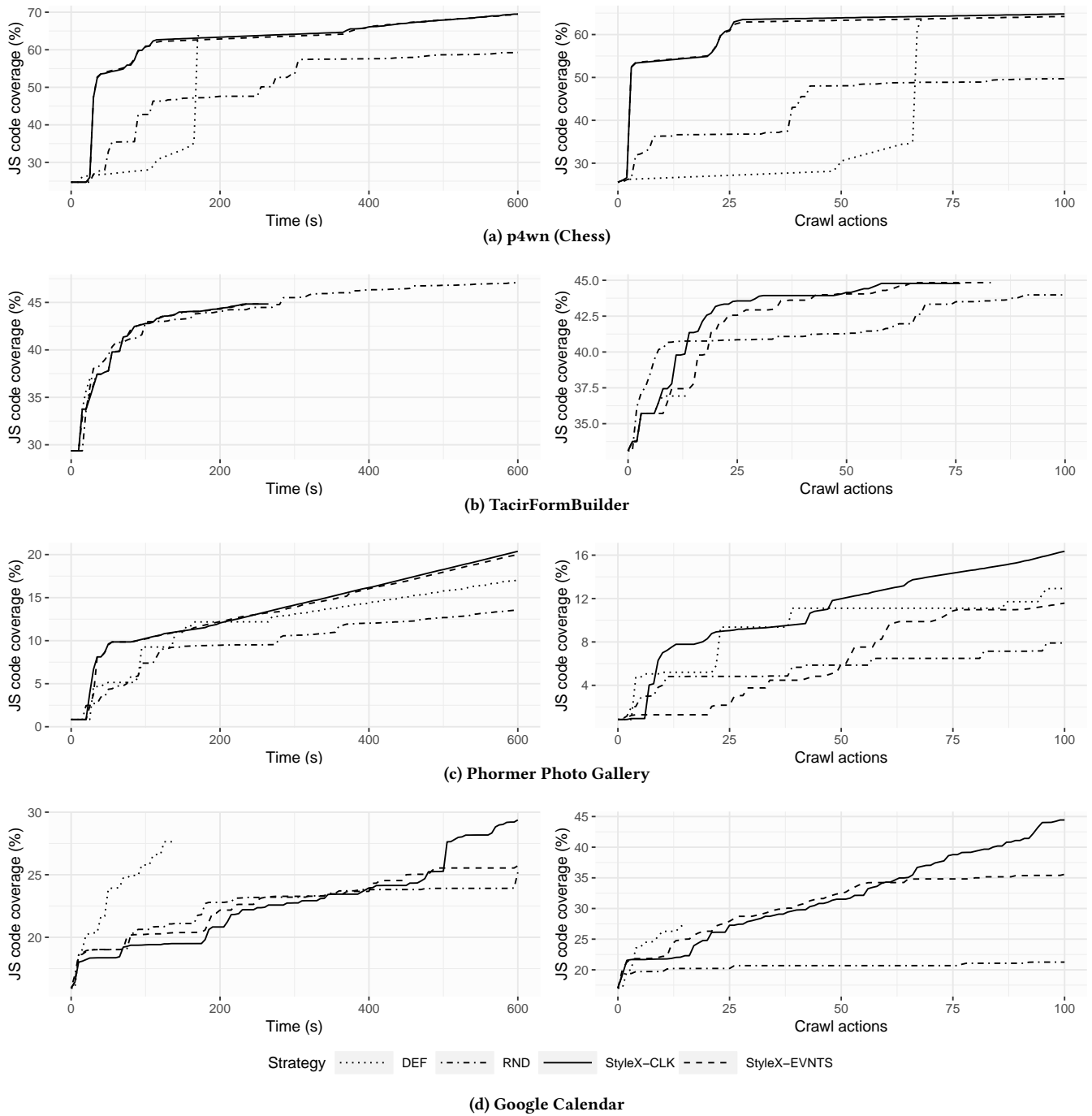


Figure 5: Coverage performance.

that should be covered by the crawler (i.e., a lower bound for the actual size of the JAVASCRIPT codebase). We then compute the code coverage as the percentage of code that is covered by each strategy over the size of the JAVASCRIPT code in this maximal set.

We use the precise code coverage tool provided by Chrome DevTools [24]. Note that, since JAVASCRIPT code can be obfuscated

(i.e., shortened, concatenated into a single line), we report the coverage with respect to the number of characters covered, as opposed to lines of code. The JAVASCRIPT size reported in Table 3 is calculated from this value. This also includes the embedded and inline JAVASCRIPT code blocks (i.e., the code enclosed in the `<script>`

tags and in the HTML attributes concerning event listeners, e.g., `onmouseover`).

5.2.2 Results. We have illustrated the code coverage achieved using different crawling strategies in Figure 5, for the constraints on time (left) and the number of crawl actions (right).

Observe in Figure 5 that, for all subjects, the crawler finishes before the maximum time/number of crawl actions is reached when only default clickables are considered (i.e., the *DEF* strategy). This essentially stresses the importance of considering elements other than default clickables when crawling, also supporting the conclusions of an existing work [8] on the importance of other element types for covering web app's state space. Notice how including only clickables has led to achieving less final `JAVASCRIPT` code coverage compared to using our proposed technique. Notwithstanding, we can see that in Google Calendar, using default clickables yields more coverage earlier in crawling, in contrast to other subjects. This suggests that giving more priority to default clickables will not necessarily improve the crawling in terms of `JAVASCRIPT` code coverage.

Also, observe in Figure 5 that supporting event types other than click did not necessarily help the approach in reaching significantly more `JAVASCRIPT` code coverage. This might be explained by the fact that there are more false positives in the prediction models for event types other than click, i.e., the crawler might waste time firing actions on elements that do not actually have any events. Nevertheless, it turns out that supporting these event types can lead to achieving more code coverage in shorter time and with fewer crawl actions in certain applications (e.g., in Chess).

Within 10 minutes time limit, the maximum improvement in `JAVASCRIPT` code coverage that *STYLEX* can achieve over the *DEF* strategy is 7.91% (in *TacirFormBuilder*). Compared to the *RND* strategy, the maximum improvement is 10.26% (in Chess). With click event only, *STYLEX* outperforms the *DEF* strategy by at most 7.91% (in *TacirFormBuilder*) and improves the *RND* strategy by at most 10.22% (in Chess).

Within 100 crawl actions, the maximum improvement in `JAVASCRIPT` code coverage that our approach can reach is by 8.16% compared to the *DEF* strategy (in Calendar), and by 14.51% when compared to the *RND* strategy (in Chess). When considering the click event only, the maximum improvement shows up in Calendar: *STYLEX* can improve `JAVASCRIPT` code coverage by 17.02% (compared to *DEF*) and 23.19% (compared to *RND*) in Google Calendar.

Observe in Figure 5 that *STYLEX* achieves a much higher code coverage in the beginning of the crawling session in Chess, while the final code coverage value for both strategies might be close. We noticed that in Chess the crawler with the *DEF* strategy keeps performing the same action across different states by repeatedly clicking on one particular element, while our approach can overcome this issue by ranking actionables.

In *TacirFormBuilder*, compared to the *RND* strategy, *STYLEX* improves the `JAVASCRIPT` code coverage marginally when the number of actions is limited, and underperforms when the time is limited. This is because in this application, on average, 46.31% of the DOM nodes are actionable, and the DOM is considerably small (Table 3). As a result, there is a high chance for a random strategy to achieve a high code coverage even in a short time.

6 DISCUSSION

Limitations. In this work, we considered only the top-five frequent event types in our dataset. There are, however, several other event types that can be attached to web elements; our technique can be employed to train similar models for other event types.

Another limitation is that our technique is not applicable to web apps that use Canvas HTML elements. In theory, however, our approach should be applicable if the web app uses Scalable Vector Graphics (SVG) for actionables, since SVG also uses CSS for styling.

Relation to existing approaches. The insight of our approach is that structural and visual stylistic properties of elements can provide cues in exploring a web apps' event space, without depending on a specific web browser or an instrumentation technique for re-writing event listeners. There exist techniques (e.g., *ARTEMIS* [6] or *JSDep* [45]) that analyze `JAVASCRIPT` code to explore the event space of web apps. In theory, these techniques may achieve higher `JAVASCRIPT` code coverage since they have direct access to the event model of the web app. However, as we discussed before, it is not always technically possible or desirable to use such techniques since they require specialized runtime environments (e.g., browser engines that are modified). In addition, our approach is not designed to *replace* such techniques. Instead, we believe that stylistic features can be helpful in devising, for example, hybrid event prioritization techniques.

We also believe that our work can enhance existing techniques that focus on state exploration strategies, such as *FEEDEx* [21], by helping them decide a priori which elements might be actionable.

Threats to validity. An internal threat to the validity of our evaluation is that executing the crawler on a subject might affect the next crawling sessions. This is due to the side-effects involving state storage (e.g., cookies, HTML5 local storage), which can change, for instance, the initial state for the next crawling session. In such cases, there might be large deviations in the code coverage results across different runs of the crawler. We carefully investigated each app's state after every crawl and reverted back any changes made during the previous crawl, to mitigate this threat.

We included a real-world and complex web app for our evaluation, namely Google Calendar, which is representative for highly-dynamic modern web apps. A threat in using a proprietary web app in our study is that its user interface design is likely to change in the future in unknown ways. This might make replicating the evaluations on this specific subject difficult. To mitigate this risk, we have also included three open-source `JAVASCRIPT` web apps as our subject systems. These web apps were used in previous studies related to automated web app exploration too [6, 21]. Moreover, we have provided [7] the complete state-flow graph constructed by the crawler for all subject systems, which includes snapshots of the discovered DOM states in addition to the screenshots of each state, and the list of actionables and the events that the crawler examined during the crawl for each of the executions of the crawler.

We included only four subject systems in our evaluation on `JAVASCRIPT` code coverage. We believe that these systems can represent both the open source and proprietary web apps. Also, beside the source code of the open-source subject systems and the data collected during the execution of the crawler on all subject systems, we have made available [7] the source code of *STYLEX*, and the data

and R scripts used for training and testing the actionable prediction models, allowing for replicating the evaluations with more subjects.

7 RELATED WORK

Many techniques have been proposed for crawling dynamic web apps [35]. AJAXSEARCH is tailored for indexing Ajax applications for efficient searching [20, 22]. It only considers HTML attributes (e.g., `onClick`) for detecting attached events. In contrast, STYLEX uses a machine learning model to detect any actionable element regardless of how the events listeners are attached. RE-RIA [2] collects execution traces from user sessions by manual driving of the web app, or through automated depth-first crawling in CRAWL-RIA [3]. It constructs a model from these traces. On the contrary, our approach does not need user sessions to drive the web app.

Peng et al. [41] propose to use a greedy crawling strategy. The proposed approach assumes that the events that change the state of the web application by adding or removing DOM nodes are not fired, which is far from realistic in modern web apps. Our technique focuses on exploring the event space of the web application, rather than providing a novel state exploration strategy.

Dincturk et al. [19] propose a model-based strategy for efficient crawling, i.e., “to explore more states early on in the crawling”, based on an *anticipated model* of the web application. This model allows to choose events that might lead to more efficient crawling. The anticipated model adapts to the actual behavior of the web app during the exploration. A model that reflects the web app’s actual behavior as accurately as possible should be chosen, e.g., a *hypercube*-like model, which assumes that the newly-explored states share the same events with the old ones. A crawling strategy with this hypercube-based model is proposed [9, 29]; yet the authors show that the mentioned assumption is frequently violated in real-world apps [19]. Other proposed meta-models, e.g., the *Menu model* [12, 13], or the *probabilistic model* [17, 18] make different assumptions about the web apps under exploration. In contrast to the model-based crawling, STYLEX does not need the user to provide a model of the web application for exploration. Plus, the implementations of the model-based crawlers require special environments to have full control on JAVASCRIPT execution [19]. STYLEX is free from such limitations and can explore any web app, in any web browser, served from any web server.

Moosavi et al. [37, 38] propose the idea of categorizing events for effective state exploration. However, similar to other approaches, it only considers events attached via HTML attributes. The approach incorporates JAVASCRIPT event handler function names to identify similar events. STYLEX predicts five types of event handlers regardless of how they are attached, and ranks actionable elements using stylistic cues. The proposed approach by Moosavi et al. also needs special environments (e.g., browser engines) to run.

CRAWLJAX [31] is the most cited crawler for modern web apps. Our technique extends CRAWLJAX’s event exploration strategy using stylistic cues.

FEDEX [21] replaces the default state exploration strategy of CRAWLJAX. The strategy sorts partially-explored states using their JAVASCRIPT code coverage, their event path diversity, and DOM diversity. FEDEX also ranks click events based on the diversity of the explored states observed through previous examinations of the

events, i.e., it requires multiple examinations of the same clickable. In contrast, STYLEX focuses on predicting and ranking actionables, and not on state space exploration strategy, which is the main goal of FEDEX.

ARTEMIS [6] is a general-purpose framework for building analysis techniques for dynamic JAVASCRIPT web apps. In contrast to STYLEX, ARTEMIS requires a special JAVASCRIPT engine to execute. JSDEP [45] improves ARTEMIS by proposing a technique to identify DOM and event handler dependencies. Dallmeier et al. [15, 16] propose a black-box approach, called WEBMATE, for generating tests for web apps, focusing on testing cross-browser compatibility issues. WEBMATE only considers JAVASCRIPT event listeners from HTML attributes and for specific libraries (e.g., JQUERY). In contrast to WEBMATE and ARTEMIS, STYLEX is framework- and browser-independent and focuses on identifying event listeners only using stylistic cues.

Thummalapenta et al. [48] propose a method for guided test generation of web apps by exercising “interesting” behaviors. An interesting behavior is defined using business rules and business logic, which the authors show can be more effective in covering business rules compared to an undirected technique. Lin et al. [28] propose a technique for exploring the input space of the web app through semantic similarity. We believe that our technique can complement these approaches.

Borges et al. [10] propose a technique to learn from interaction models to guide mobile app testing. The proposed approach is similar to ours in using a machine learning model to identify interesting elements to click on; however, our approach uses a much richer set of stylistic and structural features, and also provides a mechanism for ranking actionables in web apps. Nevertheless, our approach is also applicable to hybrid mobile apps and mobile (progressive) web apps, which use CSS for defining presentation semantics.

8 CONCLUSION

We showed that structural and visual stylistic cues can aid exploring web apps’ event space through crawling. In particular, our machine learning models trained on around 700,000 web elements from 1,000 real-world websites can achieve a high accuracy in identifying actionables: 90.14% precision and 87.76% recall when considering the click event listener, and on average, 75.42% precision and 77.76% recall when considering the five most-frequent event types. We also devised a technique for ranking actionables in a crawling session based on stylistic cues. We concluded that our technique can improve the JAVASCRIPT code coverage achieved by a general-purpose crawler that is tailored for highly-dynamic web apps.

One important direction of future work is to investigate the possibility of training machine learning models for other event types which are widely used in certain web apps, e.g., drag and drop. In addition, we believe that stylistic cues should be taken into account for improving other aspects of crawling, e.g., for devising state abstraction functions that incorporate changes in CSS styles.

REFERENCES

- [1] Christoffer Quist Adamsen, Anders Møller, Rezwana Karim, Manu Sridharan, Frank Tip, and Koushik Sen. 2017. Repairing Event Race Errors by Controlling Nondeterminism. In *Proceedings of the International Conference on Software Engineering (ICSE’17)*. IEEE Press, 289–299. <https://doi.org/10.1109/ICSE.2017.34>

- [2] D. Amalfitano, A. R. Fasolino, and P. Tramontana. 2008. Reverse Engineering Finite State Machines from Rich Internet Applications. In *2008 15th Working Conference on Reverse Engineering*. 69–73. <https://doi.org/10.1109/WCRE.2008.17>
- [3] D. Amalfitano, A. R. Fasolino, and P. Tramontana. 2010. Rich Internet Application Testing Using Execution Trace Data. In *2010 Third International Conference on Software Testing, Verification, and Validation Workshops*. 274–283. <https://doi.org/10.1109/ICSTW.2010.34>
- [4] Esben Andreasen, Liang Gong, Anders Møller, Michael Pradel, Marija Selakovic, Koushik Sen, and Cristian-Alexandru Staicu. 2017. A Survey of Dynamic Analysis and Test Generation for JavaScript. *ACM Comput. Surv.* 50, 5, Article 66 (Sept. 2017), 36 pages. <https://doi.org/10.1145/3106739>
- [5] S. Andrica and G. Candea. 2011. WaRR: A tool for high-fidelity web application record and replay. In *2011 IEEE/IFIP 41st International Conference on Dependable Systems Networks (DSN)*. 403–410. <https://doi.org/10.1109/DSN.2011.5958253>
- [6] Shay Artzi, Julian Dolby, Simon Holm Jensen, Anders Møller, and Frank Tip. 2011. A framework for automated testing of javascript web applications. In *Proceedings of the 33rd International Conference on Software Engineering*. ACM, 571–580.
- [7] Authors. 2019. Tool and Experimental Data. omitted
- [8] Zahra Behfarshad and Ali Mesbah. 2013. *Hidden-Web Induced by Client-Side Scripting: An Empirical Study*. Springer Berlin Heidelberg, Berlin, Heidelberg, 52–67. https://doi.org/10.1007/978-3-642-39200-9_7
- [9] Kamara Benjamin, Gregor von Bochmann, Mustafa Emre Dinçtürk, Guy-Vincent Jourdan, and Iosif Viorel Onut. 2011. *A Strategy for Efficient Crawling of Rich Internet Applications*. Springer Berlin Heidelberg, Berlin, Heidelberg, 74–89. https://doi.org/10.1007/978-3-642-22233-7_6
- [10] Nataniel P. Borges, Jr., Maria Gómez, and Andreas Zeller. 2018. Guiding App Testing with Mined Interaction Models. In *Proceedings of the 5th International Conference on Mobile Software Engineering and Systems (MOBILESoft '18)*. ACM, New York, NY, USA, 133–143. <https://doi.org/10.1145/3197231.3197243>
- [11] Brian Burg, Richard Bailey, Andrew J. Ko, and Michael D. Ernst. 2013. Interactive Record/Replay for Web Application Debugging. In *Proceedings of the 26th Annual ACM Symposium on User Interface Software and Technology (UIST '13)*. ACM, New York, NY, USA, 473–484. <https://doi.org/10.1145/2501988.2502050>
- [12] Suryakant Choudhary. 2012. *M-Crawler: Crawling Rich Internet Applications Using Menu Meta-Model*. Masters' Thesis. University of Ottawa.
- [13] Suryakant Choudhary, Mustafa Emre Dinçtürk, Seyyed M. Mirtaheri, Guy-Vincent Jourdan, Gregor v. Bochmann, and Iosif Viorel Onut. 2013. *Building Rich Internet Applications Models: Example of a Better Strategy*. Springer Berlin Heidelberg, Berlin, Heidelberg, 291–305. https://doi.org/10.1007/978-3-642-39200-9_25
- [14] S. R. Choudhary, M. R. Prasad, and A. Orso. 2012. CrossCheck: Combining Crawling and Differencing to Better Detect Cross-browser Incompatibilities in Web Applications. In *2012 IEEE Fifth International Conference on Software Testing, Verification and Validation*. 171–180. <https://doi.org/10.1109/ICST.2012.97>
- [15] Valentin Dallmeier, Martin Burger, Tobias Orth, and Andreas Zeller. 2013. WebMate: Generating Test Cases for Web 2.0. In *Software Quality: Increasing Value in Software and Systems Development*, Dietmar Winkler, Stefan Biffl, and Johannes Bergsmann (Eds.). Springer Berlin Heidelberg, Berlin, Heidelberg, 55–69.
- [16] Valentin Dallmeier, Bernd Pohl, Martin Burger, Michael Mirolod, and Andreas Zeller. 2014. WebMate: Web application test generation in the real world. In *2014 IEEE Seventh International Conference on Software Testing, Verification and Validation Workshops*. IEEE, 413–418.
- [17] Mustafa Emre Dinçtürk. 2013. *Model-based Crawling - An Approach to Design Efficient Crawling Strategies for Rich Internet Applications*. PhD Thesis. University of Ottawa.
- [18] Mustafa Emre Dinçtürk, Suryakant Choudhary, Gregor von Bochmann, Guy-Vincent Jourdan, and Iosif Viorel Onut. 2012. *A Statistical Approach for Efficient Crawling of Rich Internet Applications*. Springer Berlin Heidelberg, Berlin, Heidelberg, 362–369. https://doi.org/10.1007/978-3-642-31753-8_29
- [19] Mustafa Emre Dinçtürk, Guy-Vincent Jourdan, Gregor V. Bochmann, and Iosif Viorel Onut. 2014. A Model-Based Approach for Crawling Rich Internet Applications. *ACM Trans. Web* 8, 3, Article 19 (July 2014), 39 pages. <https://doi.org/10.1145/2626371>
- [20] Cristian Duda, Gianni Frey, Donald Kossman, and Chong Zhou. 2008. AJAXSearch: Crawling, Indexing and Searching Web 2.0 Applications. *Proc. VLDB Endow.* 1, 2 (Aug. 2008), 1440–1443. <https://doi.org/10.14778/1454159.1454195>
- [21] A. M. Fard and A. Mesbah. 2013. Feedback-directed exploration of web applications to derive test models. In *2013 IEEE 24th International Symposium on Software Reliability Engineering (ISSRE)*. 278–287. <https://doi.org/10.1109/ISSRE.2013.6698880>
- [22] Gianni Frey. 2007. *Indexing AJAX Web Applications*. Masters' Thesis. ETH Zurich.
- [23] Amazon Inc. 2019. Alexa ranking. <https://www.alexa.com/> Accessed: 5 January 2019.
- [24] Google Inc. 2018. Chrome DevTools. <https://chromedevtools.github.io/devtools-protocol/> Accessed: 24 January 2018.
- [25] Google Inc. 2019. Angular Elements Overview. <https://angular.io/guide/elements> Accessed: 5 January 2019.
- [26] Max Kuhn and Kjell Johnson. 2013. *Applied predictive modeling*. Vol. 26. Springer.
- [27] Max Kuhn and Ross Quinlan. 2018. *C50: C5.0 Decision Trees and Rule-Based Models*. <https://CRAN.R-project.org/package=C50> R package version 0.1.2.
- [28] J. Lin, F. Wang, and P. Chu. 2017. Using Semantic Similarity in Crawling-Based Web Application Testing. In *2017 IEEE International Conference on Software Testing, Verification and Validation (ICST)*. 138–148. <https://doi.org/10.1109/ICST.2017.20>
- [29] Reto Matter. 2007. *A Strategy for Efficient Crawling of Rich Internet Applications*. Masters' Thesis. University of Ottawa.
- [30] A. Mesbah and M. R. Prasad. 2011. Automated cross-browser compatibility testing. In *2011 33rd International Conference on Software Engineering (ICSE)*. 561–570. <https://doi.org/10.1145/1985793.1985870>
- [31] Ali Mesbah, Arie van Deursen, and Stefan Lenselink. 2012. Crawling Ajax-Based Web Applications Through Dynamic Analysis of User Interface State Changes. *ACM Trans. Web* 6, 1, Article 3 (March 2012), 30 pages. <https://doi.org/10.1145/2109205.2109208>
- [32] A. Mesbah, A. van Deursen, and D. Roest. 2012. Invariant-Based Automatic Testing of Modern Web Applications. *IEEE Transactions on Software Engineering* 38, 1 (Jan 2012), 35–53. <https://doi.org/10.1109/TSE.2011.28>
- [33] Amin Milani Fard, Mehdi Mirzaaghaei, and Ali Mesbah. 2014. Leveraging Existing Tests in Automated Test Generation for Web Applications. In *Proceedings of the 29th ACM/IEEE International Conference on Automated Software Engineering (ASE '14)*. ACM, New York, NY, USA, 67–78. <https://doi.org/10.1145/2642937.2642991>
- [34] S. Mirshokraie, A. Mesbah, and K. Pattabiraman. 2015. JSEFT: Automated Javascript Unit Test Generation. In *2015 IEEE 8th International Conference on Software Testing, Verification and Validation (ICST)*. 1–10. <https://doi.org/10.1109/ICST.2015.7102595>
- [35] Seyyed M. Mirtaheri, Mustafa Emre Dinçtürk, Salman Hooshmand, Gregor V. Bochmann, Guy-Vincent Jourdan, and Iosif Viorel Onut. 2013. A Brief History of Web Crawlers. In *Proceedings of the 2013 Conference of the Center for Advanced Studies on Collaborative Research (CASCON '13)*. IBM Corp., Riverton, NJ, USA, 40–54. <http://dl.acm.org/citation.cfm?id=2555523.2555529>
- [36] Mehdi Mirzaaghaei and Ali Mesbah. 2014. DOM-based Test Adequacy Criteria for Web Applications. In *Proceedings of the International Symposium on Software Testing and Analysis (ISSTA)*. ACM, 71–81. <http://salt.ece.ubc.ca/publications/docs/issta14.pdf>
- [37] Ali Moosavi. 2013. *Component-Based Crawling of Complex Rich Internet Applications*. Masters' Thesis. University of Ottawa.
- [38] Ali Moosavi, Salman Hooshmand, Sara Baghbanzadeh, Guy-Vincent Jourdan, Gregor V. Bochmann, and Iosif Viorel Onut. 2014. *Indexing Rich Internet Applications Using Components-Based Crawling*. Springer International Publishing, Cham, 200–217. https://doi.org/10.1007/978-3-319-08245-5_12
- [39] Mozilla Developer Network. 2019. Introduction to Events: Event bubbling and capture. https://developer.mozilla.org/en-US/docs/Learn/JavaScript/Building_blocks/Events#Event_bubbling_and_capture Accessed: 5 January 2019.
- [40] Mozilla Developer Network. 2019. Web Components: Using custom elements. https://developer.mozilla.org/en-US/docs/Web/Web_Components/Using_custom_elements Accessed: 5 January 2019.
- [41] Z. Peng, N. He, C. Jiang, Z. Li, L. Xu, Y. Li, and Y. Ren. 2012. Graph-Based AJAX Crawl: Mining Data from Rich Internet Applications. In *2012 International Conference on Computer Science and Electronics Engineering*, Vol. 3. 590–594. <https://doi.org/10.1109/ICCSEE.2012.38>
- [42] Tom Pixley et al. 2000. Document object model (DOM) level 2 events specification. *W3C recommendation* (2000).
- [43] R Core Team. 2018. *R: A Language and Environment for Statistical Computing*. R Foundation for Statistical Computing, Vienna, Austria. <https://www.R-project.org/>
- [44] Gregor Richards, Andreas Gal, Brendan Eich, and Jan Vitek. 2011. Automated Construction of JavaScript Benchmarks. In *Proceedings of the 2011 ACM International Conference on Object Oriented Programming Systems Languages and Applications (OOPSLA '11)*. ACM, New York, NY, USA, 677–694. <https://doi.org/10.1145/2048066.2048119>
- [45] Chung-ha Sung, Markus Kusano, Nishant Sinha, and Chao Wang. 2016. Static DOM Event Dependency Analysis for Testing Web Applications. In *Proceedings of the 2016 24th ACM SIGSOFT International Symposium on Foundations of Software Engineering (FSE 2016)*. ACM, New York, NY, USA, 447–459. <https://doi.org/10.1145/2950290.2950292>
- [46] The British Broadcasting Corporation. 2014. Mobile Accessibility Guidelines: Actionable Elements. <https://www.bbc.co.uk/guidelines/futuremedia/accessibility/mobile/design/actionable-elements> Accessed: 15 Feb 2019.
- [47] S. Thummalapenta, K. V. Lakshmi, S. Sinha, N. Sinha, and S. Chandra. 2013. Guided test generation for web applications. In *2013 35th International Conference on Software Engineering (ICSE)*. 162–171. <https://doi.org/10.1109/ICSE.2013.6606562>
- [48] Suresh Thummalapenta, K. V. Lakshmi, Saurabh Sinha, Nishant Sinha, and Satish Chandra. 2013. Guided test generation for web applications. In *Proceedings of the 2013 International Conference on Software Engineering*. IEEE Press, 162–171.
- [49] Simon Urbanek. 2018. *rJava: Low-Level R to Java Interface*. <https://CRAN.R-project.org/package=rJava> R package version 0.9-10.
- [50] W3C. 2016. *CSS Cascading and Inheritance Level 3*. Technical Report. World Wide Web Consortium. <https://www.w3.org/TR/css-cascade-3/>

Conference'17, July 2017, Washington, DC, USA

Davood Mazinanian, Mohammad Bajammal, and Ali Mesbah

- [51] W3C. 2018. *Descriptions of all CSS specifications*. Technical Report. World Wide Web Consortium. <https://www.w3.org/Style/CSS/specs.en.html>
- [52] webfolder.io. 2018. cdp4j - Chrome DevTools Protocol for Java. <https://github.com/webfolderio/cdp4j> Accessed: 24 January 2018.
- [53] World Wide Web Consortium. 2015. *Mobile Accessibility Guidelines: Actionable Elements*. <https://www.w3.org/TR/mobile-accessibility-mapping/> Accessed: 15 Feb 2019.
- [54] World Wide Web Consortium. 2016. *Web Content Accessibility Guidelines 2.0: Consistent Identification*. <https://www.w3.org/TR/UNDERSTANDING-WCAG20/consistent-behavior-consistent-functionality.html/> Accessed: 15 Feb 2019.