

Quasi-universality of Reeb graph distances

Ulrich Bauer ✉ 

Department of Mathematics and Munich Data Science Institute, Technical University of Munich (TUM), Germany

Håvard Bakke Bjerkevik ✉ 

Institute of Geometry, TU Graz, Austria

Benedikt Fluhr ✉

Department of Mathematics, Technical University of Munich (TUM), Germany

Abstract

We establish bi-Lipschitz bounds certifying quasi-universality (universality up to a constant factor) for various distances between Reeb graphs: the interleaving distance, the functional distortion distance, and the functional contortion distance. The definition of the latter distance is a novel contribution, and for the special case of contour trees we also prove strict universality of this distance. Furthermore, we prove that for the special case of merge trees the functional contortion distance coincides with the interleaving distance, yielding universality of all four distances in this case.

2012 ACM Subject Classification Mathematics of computing → Geometric topology; Mathematics of computing → Trees; Theory of computation → Computational geometry

Keywords and phrases Reeb graphs, contour trees, merge trees, distances, universality, interleaving distance, functional distortion distance, functional contortion distance

Funding *Ulrich Bauer*: DFG SFB/TRR 109 *Discretization in Geometry and Dynamics*

Håvard Bakke Bjerkevik: Austrian Science Fund (FWF) grant number P 33765-N

1 Introduction

The *Reeb graph* is a topological signature of real-valued functions, first considered in the context of Morse theory [10] and subsequently applied to the analysis of geometric shapes [8, 11]. It describes the connected components of level sets of a function, and for Morse functions on compact manifolds or PL functions on compact polyhedra it turns out to be a finite topological graph with a function that is monotonic on the edges. If the domain of the function is simply-connected, then the Reeb graph is contractible, hence a tree, and is therefore often called a *contour tree*. In topological data analysis, Reeb graphs are used for surveying functions, and also in a discretized form termed *Mapper* [12] for the analysis of point cloud data, typically high-dimensional or given as an abstract finite metric space.

An important requirement for topological signatures is the ability to quantify their similarity, which is typically achieved by means of an extended pseudometric on the set of isomorphism classes of signatures under consideration, referred to as a distance. In order for such a distance to be practical, it should be resilient to noise and perturbations of the input data, which is formalized by the property of *stability*: small perturbations of the data lead to small perturbations of the signature. Mathematically speaking, the signature is a Lipschitz-continuous map between metric spaces, and often the Lipschitz constant is assumed to be 1, meaning that the map is non-expansive. Previous examples of distances between Reeb graphs satisfying stability include the *functional distortion distance* [1], the *interleaving distance* [7], and the *Reeb graph edit distance* [3]. While stability guarantees that similarity of data sets is preserved, it does not provide any guarantees regarding the *discriminativity* of the distance on the signature. Indeed, a certain loss of information is inherent and even desired for most signatures; in fact, a key strength of topological signatures is their invariance to reparametrizations or isometries of the input data, independent of the

metric used to distinguish non-isomorphic signatures. Thus, given any signature map defined on some metric space of possible data, such as the space of real-valued functions on a fixed domain with the uniform metric, one stable distance is considered more discriminative than another if it assigns larger or equal distances to all possible pairs of signatures. For example, the functional distortion distance is an upper bound for the interleaving distance and thus more discriminative in that sense; in fact, the two distances are bi-Lipschitz (strongly) equivalent [4]. One may now ask for the most discriminative among all stable distances, assigning the largest possible distance. This can be expressed by the universal property of a quotient object, which is why it is also called a *universal distance*. Perhaps surprisingly, neither the interleaving distance nor the functional distortion distance are universal, while the Reeb graph edit distance turns out to be universal [3].

These results raise the question of whether the mentioned distances are strongly equivalent. We address this question by proving lower and upper Lipschitz bounds relating all three mentioned distances, together with a new distance, which is a slight variation of the functional distortion distance, and which we call the *functional contortion distance*. This new distance has the appealing properties that it is more discriminative than the functional distortion and interleaving distances while still being stable (i.e., bounded above by the universal distance), and in fact coincides with the universal distance when restricted to contour trees, as we also show in this paper. Furthermore, we show that the interleaving distance of merge trees, considered as a special case of Reeb graphs, coincides with the functional contortion distance, establishing the universality of all four distances in this particular setting.

Previous results relating the distances considered in this paper were obtained in [1, 2, 4, 7]. We discuss these results in detail in Section 2. In [3], an edit distance is introduced and shown to be universal, and an example is given showing that the functional distortion distance is not universal. Furthermore, in [6], an ℓ^p -generalization of the interleaving distance is introduced for unbounded merge trees with finitely many nodes, for all $p \in [1, \infty]$. For all $p \in [1, \infty]$, it satisfies a universal property analogous to the one considered. In the case $p = \infty$, one obtains a variant of our universality result for this special case.

2 Preliminaries

► **Definition 1** (Reeb graph). *A Reeb graph is a pair (F, f) where F is a non-empty connected topological space and $f: F \rightarrow \mathbb{R}$ a continuous function, such that F admits the structure of a 1-dimensional CW-complex for which*

- *f restricts to an embedding on each 1-cell, and*
- *for every finite interval $I \subset \mathbb{R}$, $f^{-1}(I)$ intersects a finite number of cells.*

We often refer to F as a Reeb graph without referring explicitly to the function f . A morphism (isomorphism) of Reeb graphs is a value-preserving continuous map (homeomorphism).

► **Remark 2.** Suppose (F, f) is a Reeb graph, let $I \subseteq \mathbb{R}$ be a closed interval, and fix the structure of a CW-complex on F as in Definition 1. As we may subdivide any 1-cell whose interior intersects $f^{-1}(\partial I)$, the preimage $f^{-1}(I)$ also admits the structure of a CW-complex. Thus, the preimage $f^{-1}(I)$ is locally path-connected and therefore the connected components and the path-components of $f^{-1}(I)$ coincide.

► **Definition 3** (Contour tree). *A contour tree is a contractible Reeb graph.*

Contour trees further specialize to *merge trees*, which can be thought of as upside down trees in the sense that its root is at the top and its branches grow from top to bottom.

► **Definition 4** (Merge tree). A merge tree is a Reeb graph (F, f) , such that F admits the structure of a 1-dimensional CW-complex as in Definition 1 with the additional property that each 0-cell is the lower boundary point of at most a single 1-cell.

We note that this definition allows for both unbounded merge trees, which is an implied necessity of the definition in [9], and bounded merge trees.

► **Definition 5** (Induced Reeb graph). Let X be a topological space, $f: X \rightarrow \mathbb{R}$ a continuous function, and let $\mathcal{R}X$ be the quotient space X/\sim_f , with $x \sim_f y$ iff x and y belong to the same connected component of some level set of $f: X \rightarrow \mathbb{R}$. Moreover, let $q_{\mathcal{R}X}: X \rightarrow \mathcal{R}X$ be the natural quotient map, and let $\mathcal{R}f: \mathcal{R}X \rightarrow \mathbb{R}$ be the unique continuous map such that the diagram

$$\begin{array}{ccc} X & \xrightarrow{q_{\mathcal{R}X}} & \mathcal{R}X \\ & \searrow f & \swarrow \mathcal{R}f \\ & \mathbb{R} & \end{array}$$

commutes. If $(\mathcal{R}X, \mathcal{R}f)$ is a Reeb graph, we say that it is the Reeb graph induced by (X, f) .

We say that two or more points are *connected* in some space if there is a connected component of that space containing all those points. For $t \in \mathbb{R}$ and $\delta \geq 0$, let

$$I_\delta(t) := [t - \delta, t + \delta] \subset \mathbb{R}$$

denote the closed interval of radius δ centered at t .

Let $f: X \rightarrow \mathbb{R}$ be a continuous function and let $\delta \geq 0$. We define the δ -thickening of X as

$$\mathcal{T}_\delta X := X \times [-\delta, \delta], \quad \mathcal{T}_\delta f: \mathcal{T}_\delta X \rightarrow \mathbb{R}, (p, t) \mapsto f(p) + t.$$

Moreover, let

$$\tau_X^\delta: X \rightarrow \mathcal{T}_\delta X, p \mapsto (p, 0)$$

be the natural embedding of X into its δ -thickening. Now let $g: G \rightarrow \mathbb{R}$ be a Reeb graph and consider its δ -thickening $\mathcal{T}_\delta g: \mathcal{T}_\delta G \rightarrow \mathbb{R}$. We define the δ -smoothing of G as

$$\mathcal{U}_\delta G := \mathcal{R}\mathcal{T}_\delta G, \quad \mathcal{U}_\delta g := \mathcal{R}\mathcal{T}_\delta g: \mathcal{R}\mathcal{T}_\delta G \rightarrow \mathbb{R}.$$

Moreover, let

$$q_{\mathcal{U}_\delta G}: \mathcal{T}_\delta G \rightarrow \mathcal{U}_\delta G = \mathcal{R}\mathcal{T}_\delta G$$

be the natural quotient map as in Definition 5 and let

$$\zeta_G^\delta: G \xrightarrow{\tau_G^\delta} \mathcal{T}_\delta G \xrightarrow{q_{\mathcal{U}_\delta G}} \mathcal{U}_\delta G$$

be the natural map of G into its δ -smoothing, which is the composition of τ_G^δ and $q_{\mathcal{U}_\delta G}$.

Now suppose $f: F \rightarrow \mathbb{R}$ is another Reeb graph and that $\phi: F \rightarrow \mathcal{U}_\delta G$ is a continuous map. Identifying points in $\mathcal{U}_\delta G = \mathcal{R}\mathcal{T}_\delta G$ with subsets of $\mathcal{T}_\delta G$ via the quotient map $q_{\mathcal{R}G}: \mathcal{T}_\delta G \rightarrow \mathcal{U}_\delta G$, the map ϕ induces a set-valued map

$$\Phi := \text{pr}_G \circ \phi: F \rightarrow \mathcal{P}(G)$$

from F to the power set of G , where $\text{pr}_G: \mathcal{T}_\delta G = G \times [-\delta, \delta] \rightarrow G$, $(q, t) \mapsto q$ is the projection onto G . Moreover, suppose $\psi: G \rightarrow \mathcal{U}_\delta F$ is another continuous map, and define the set-valued map analogously as

$$\Psi := \text{pr}_F \circ \psi: G \rightarrow \mathcal{P}(F).$$

► **Definition 6** (Interleaving distance d_I [7]). *We say that the pair of maps $\phi: F \rightarrow \mathcal{U}_\delta G$ and $\psi: G \rightarrow \mathcal{U}_\delta F$ is a δ -interleaving of (F, f) and (G, g) if the triangles*

$$\begin{array}{ccc} F & \xrightarrow{\phi} & \mathcal{U}_\delta G \\ & \searrow f & \swarrow \mathcal{U}_\delta g \\ & \mathbb{R} & \end{array} \quad \text{and} \quad \begin{array}{ccc} G & \xrightarrow{\psi} & \mathcal{U}_\delta F \\ & \searrow g & \swarrow \mathcal{U}_\delta f \\ & \mathbb{R} & \end{array}$$

commute and the following two conditions are satisfied:

- For any $x \in F$, x and $\Psi(\Phi(x))$ are connected in $f^{-1}(I_{2\delta}(f(x)))$.
- For any $y \in G$, y and $\Phi(\Psi(y))$ are connected in $g^{-1}(I_{2\delta}(g(y)))$.

The interleaving distance, denoted $d_I(F, G)$, is defined as the infimum of the set of δ admitting a δ -interleaving between (F, f) and (G, g) .

Note that for any $t \in \mathbb{R}$ the map $f^{-1}(I_\delta(t)) \rightarrow (\mathcal{T}_\delta f)^{-1}(t)$ given by $x \mapsto (x, t - f(x))$ is a homeomorphism, with the inverse given by the restriction of $\text{pr}_F: \mathcal{T}_\delta F \rightarrow F$. In particular, the points of $\mathcal{U}_\delta F$, which are the connected components of level sets of $\mathcal{T}_\delta f$, are in bijection with connected components of interlevel sets of f . Hence, the connectedness condition for an interleaving is equivalent to requiring that $\psi_\delta \circ \phi = \tau_F^{2\delta}$ and $\phi_\delta \circ \psi = \tau_G^{2\delta}$, where ϕ_δ is the induced map $\mathcal{U}_\delta F \rightarrow \mathcal{U}_{2\delta} G$, $[x, s] \mapsto [\phi(x), s]$ and similarly for ψ_δ .

► **Definition 7** (Functional distortion distance d_{FD} [1]). *Let (F, f) and (G, g) be two Reeb graphs. Given a pair (ϕ, ψ) of maps $\phi: F \rightarrow G$ and $\psi: G \rightarrow F$, consider the correspondence*

$$C(\phi, \psi) = \{(x, y) \in F \times G \mid \phi(x) = y \text{ or } x = \psi(y)\}.$$

The pair (ϕ, ψ) is a δ -distortion pair if $\|f - g \circ \phi\|_\infty \leq \delta$, $\|f \circ \psi - g\|_\infty \leq \delta$, and for all $(x, y), (x', y') \in C(\phi, \psi)$ we have

$$|d_f(x, x') - d_g(y, y')| \leq 2\delta.$$

The functional distortion distance, denoted $d_{FD}(F, G)$, is defined as the infimum of the set of δ admitting a δ -distortion pair between (F, f) and (G, g) .

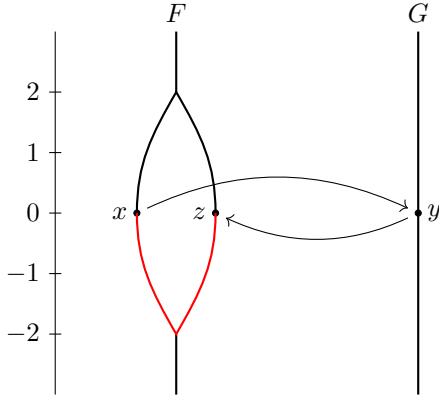
► **Definition 8** (Functional contortion distance d_{FC}). *Let (F, f) and (G, g) be two Reeb graphs. A pair (ϕ, ψ) of maps $\phi: F \rightarrow G$ and $\psi: G \rightarrow F$ is a δ -contortion pair between (F, f) and (G, g) if the following symmetric conditions are satisfied.*

- For any $x \in F$ and $y \in \psi^{-1}(x)$, the points $\phi(x)$ and y are connected in $g^{-1}(I_\delta(f(x)))$.
- For any $y \in G$ and $x \in \phi^{-1}(y)$, the points $\psi(y)$ and x are connected in $f^{-1}(I_\delta(g(y)))$.

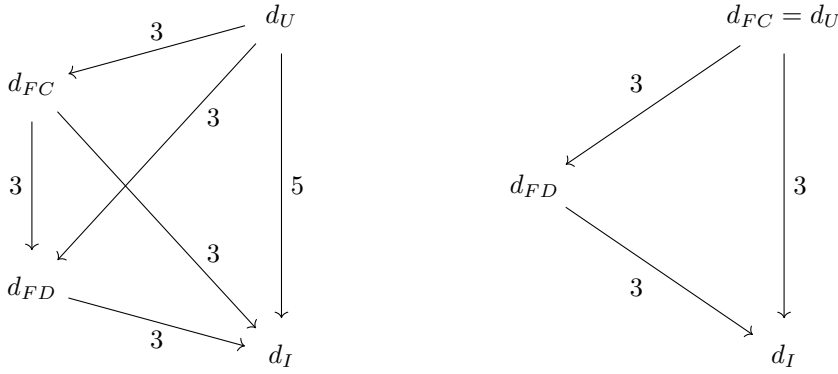
The functional contortion distance, denoted $d_{FC}(F, G)$, is defined as the infimum of the set of δ admitting a δ -contortion pair between (F, f) and (G, g) .

In Appendix A, we give a simple example showing that d_{FC} and d_{FD} are not the same.

► **Remark 9.** For any $x \in F$ we have $\phi(x) \in g^{-1}(I_\delta(f(x)))$, which implies $\|f(x) - g \circ \phi(x)\| \leq \delta$. It follows that $\|f - g \circ \phi\|_\infty \leq \delta$, and by a symmetric argument we also get $\|g - f \circ \psi\|_\infty \leq \delta$.



■ **Figure 1** Reeb graphs (F, f) and (G, g) . If $\phi: F \rightarrow G$ and $\psi: G \rightarrow F$ are a 1-distortion pair, we allow $\phi(x) = y$ and $\psi(y) = z$ because there is a path from x to z in $f^{-1}[-2, 0]$. However, in this case (ϕ, ψ) is not a 1-contortion pair, because x and z are not connected in $f^{-1}(I_1(g(y))) = f^{-1}[-1, 1]$.



(a) Inequalities for Reeb graphs.

(b) Inequalities for contour trees.

■ **Figure 2** An arrow from d to d' labeled n means that the inequalities $d'(F, G) \leq d(F, G) \leq nd'(F, G)$ hold for all Reeb graphs (in (a)) or contour trees (in (b)).

► **Definition 10** (Universal distance d_U [3]). *Let (F, f) and (G, g) be two Reeb graphs. The universal distance, denoted $d_U(F, G)$, is defined as the infimum of $\|\tilde{f} - \tilde{g}\|_\infty$ taken over all spaces Z and functions $\tilde{f}, \tilde{g}: Z \rightarrow \mathbb{R}$ such that $(\mathcal{R}Z, \mathcal{R}\tilde{f}) \cong (F, f)$ and $(\mathcal{R}Z, \mathcal{R}\tilde{g}) \cong (G, g)$.*

If d and d' are distances on Reeb graphs and $c \in [0, \infty)$, we use the notation $d \leq cd'$ to express that for all Reeb graphs (F, f) and (G, g) , the inequality $d(F, G) \leq cd'(F, G)$ holds. To avoid confusion, we will not use this notation when talking about restrictions of Reeb graph distances to subclasses like contour trees or merge trees.

► **Theorem 11** (Quasi-universality of Reeb graph distances). *The functional contortion distance, the functional distortion distance, and the interleaving distance are all bi-Lipschitz equivalent to the universal distance as distances on Reeb graphs. Specifically, we have*

$$\begin{aligned} d_{FC} &\leq d_U \leq 3d_{FC} & d_{FD} &\leq d_U \leq 3d_{FD} & d_I &\leq d_U \leq 5d_I \\ d_{FD} &\leq d_{FC} \leq 3d_{FD} & d_I &\leq d_{FC} \leq 3d_I & d_I &\leq d_{FD} \leq 3d_I. \end{aligned}$$

Of these, only $d_I \leq d_{FD} \leq 3d_I$ [4], $d_I \leq d_U$ [7], and $d_{FD} \leq d_U$ [1] were known. See Figure 2a for a visualization of the inequalities in Theorem 11. In fact, one can easily check that all

the inequalities in the theorem follow from only six of them, namely

$$d_I \leq d_{FD} \leq d_{FC} \leq d_U \quad d_U \leq 3d_{FD} \quad d_U \leq 5d_I \quad d_{FC} \leq 3d_I.$$

► **Theorem 12** (Universality of the functional contortion distance for contour trees). *The functional contortion distance is universal for contour trees: given two contour trees (F, f) and (G, g) , we have*

$$d_{FC}(F, G) = d_U(F, G).$$

This theorem gives us a simpler set of inequalities for contour trees than what we have for general Reeb graphs; see Figure 2b. Finally, for merge trees, the hierarchy collapses:

► **Theorem 13** (Universality of the interleaving distance for merge trees). *The interleaving distance is universal for merge trees: given two merge trees (F, f) and (G, g) , we have*

$$d_I(F, G) = d_{FD}(F, G) = d_{FC}(F, G) = d_U(F, G).$$

Previously, only the equality $d_I(F, G) = d_{FD}(F, G)$ was known [2]. We prove Theorem 11 in Section 3, Theorem 12 in Section 4, and Theorem 13 in Section 5.

3 Bi-Lipschitz bounds for Reeb graph distances

This section is devoted to proving Theorem 11. In Section 3.1 we prove $d_I \leq d_{FD} \leq d_{FC} \leq d_U$, in Section 3.2 we prove $d_U \leq 3d_{FD}$, in Section 3.3 we prove $d_U \leq 5d_I$, and in Section 3.4 we prove $d_{FC} \leq 3d_I$. As mentioned in the introduction, these inequalities together imply the theorem. We denote the connected component of a point p in a space X by $K_p(X)$.

3.1 The inequalities $d_I \leq d_{FD} \leq d_{FC} \leq d_U$

The following lemma and its proof are similar to [3, Proposition 3], but without the assumption that X is compact.

► **Lemma 14.** *Let (F, f) be a Reeb graph induced by a map $\hat{f}: X \rightarrow \mathbb{R}$, let $q: X \rightarrow F$ be the associated quotient map, and suppose $K \subseteq F$ is connected. Then $q^{-1}(K)$ is connected.*

Proof. Suppose the lemma is false. Then $q^{-1}(K) = X_1 \sqcup X_2$, where X_1 and X_2 are nonempty and contained in disjoint open subsets of X . Since F is equipped with the quotient topology of q , $q(X_1)$ and $q(X_2)$ are both open subsets of $q(X_1) \cup q(X_2) = K$. Because K is connected, we must have $q(X_1) \cap q(X_2) \neq \emptyset$.

Let $x \in q(X_1) \cap q(X_2)$, so $V_1 := q^{-1}(x) \cap X_1$ and $V_2 := q^{-1}(x) \cap X_2$ are both nonempty. Since X_1 and X_2 are open and disjoint subsets of $X_1 \cup X_2$, V_1 and V_2 are open and disjoint subsets of $V_1 \cup V_2 = q^{-1}(x)$. But by definition of induced Reeb graph, $q^{-1}(x)$ is connected, so we have a contradiction. ◀

► **Theorem 15.** *Given any two Reeb graphs (F, f) and (G, g) , we have*

$$d_{FC}(F, G) \leq d_U(F, G).$$

Proof. Let X be a topological space with functions $\hat{f}, \hat{g}: X \rightarrow \mathbb{R}$ that induce Reeb graphs (F, f) and (G, g) , respectively, and let $q_F: X \rightarrow F$, $q_G: X \rightarrow G$ denote the corresponding Reeb quotient maps. Suppose $\|\hat{f} - \hat{g}\|_\infty = \delta \geq 0$. We will construct functions $\phi: F \rightarrow G$ and $\psi: G \rightarrow F$ that form a $(\delta + 2\epsilon)$ -contortion pair; the theorem follows.

Fix $\epsilon > 0$. Pick a discrete subset $S \subseteq F$ containing all the 0-cells of F such that for each 1-cell C and each connected component K of $C \setminus S$, the image $f(K)$ is contained in some interval $[a, b]$ of length $b - a = \epsilon$. Pick a subset $T \subseteq G$ analogously. Define a map $\phi: S \rightarrow G$ by picking an element $\phi(s) \in q_G(q_F^{-1}(s))$ for each $s \in S$.

Let L be the closure of a connected component of $F \setminus S$. Observe that L is contained in a single 1-cell C and is homeomorphic to a closed interval, with the endpoints corresponding to two points $z, z' \in S$. By our assumptions on S , L is contained in a connected component of $f^{-1}[a, b]$ for some $a < b$ with $b - a = \epsilon$. By Lemma 14, $q_F^{-1}(L)$ is connected, and by continuity of q_G , $J := q_G(q_F^{-1}(L))$ is connected, too. Since J is connected, we can extend ϕ continuously to L by choosing a path from $\phi(z)$ to $\phi(z')$ in J . Moreover, because $\|\hat{f} - \hat{g}\|_\infty = \delta$, we have $J \subseteq g^{-1}[a - \delta, b + \delta]$. It follows that for every $x \in L$, $\phi(x)$ and $q_G(q_F^{-1}(x))$ are contained in the same connected component of $g^{-1}(I_{\delta+\epsilon}(f(x)))$. We do this for every L as described and get a continuous map $\phi: F \rightarrow G$. By a similar procedure, we get a continuous map $\psi: G \rightarrow F$ with the analogous property that for any $y \in G$, $\psi(y)$ and $q_F(q_G^{-1}(y))$ are contained in the same connected component of $f^{-1}(I_{\delta+\epsilon}(g(y)))$.

Pick an $x \in L$, where L is as in the previous paragraph, and let $y = \phi(x)$. By construction, $y \in q_G(q_F^{-1}(x'))$ for some $x' \in L$. Thus, $x' \in q_F(q_G^{-1}(y))$, which, as noted, is in the same connected component of $f^{-1}(I_{\delta+\epsilon}(g(y)))$ as $\psi(y)$. But x and x' are connected in $f^{-1}[a, b]$ for some $a < b$ with $b - a = \epsilon$, so it follows that x and $\psi(y)$ are connected in $f^{-1}(I_{\delta+2\epsilon}(g(y)))$. Along with the symmetric statement that follows by a similar argument, this is exactly what is needed for (ϕ, ψ) to be a $(\delta + 2\epsilon)$ -contortion pair. \blacktriangleleft

► **Theorem 16.** *Given any two Reeb graphs (F, f) and (G, g) , we have*

$$d_{FD}(F, G) \leq d_{FC}(F, G).$$

Proof. Suppose $\phi: F \rightarrow G$ and $\psi: G \rightarrow F$ form a δ -contortion pair for some $\delta \geq 0$. Then

$$\|f - g \circ \phi\|_\infty, \|g - f \circ \psi\|_\infty \leq \delta \tag{1}$$

by Remark 9. Let $(x, y), (x', y') \in C(\phi, \psi)$, where $C(\phi, \psi)$ is as in Definition 7. We claim that if x and x' are connected in $f^{-1}[a, b]$ for some $a \leq b$, then y and y' are connected in $g^{-1}[a - \delta, b + \delta]$. Together with the symmetric statement and Equation (1), this is enough to show that (ϕ, ψ) is a δ -distortion pair, from which the lemma follows.

Assume that x and x' lie in the same connected component K of $f^{-1}[a, b]$. We have that $f(K)$ is connected, and it follows from Equation (1) that $f(K) \subseteq g^{-1}[a - \delta, b + \delta]$. Since $\phi(x), \phi(x') \in f(K)$, $\phi(x)$ and $\phi(x')$ are connected in $g^{-1}[a - \delta, b + \delta]$. By definition of $C(\phi, \psi)$, either y is equal to $\phi(x)$, or $y \in \psi^{-1}(x)$. In the latter case, y and $\phi(x)$ are connected in $I_\delta(f(x)) \subseteq g^{-1}[a - \delta, b + \delta]$ by definition of δ -contortion. Similarly, y' and $\phi(x')$ are also connected in $g^{-1}[a - \delta, b + \delta]$. Putting everything together, y and y' are connected in $g^{-1}[a - \delta, b + \delta]$, which completes the proof. \blacktriangleleft

► **Theorem 17** ([4, Lemma 8]). *Given any two Reeb graphs (F, f) and (G, g) , we have*

$$d_I(F, G) \leq d_{FD}(F, G).$$

The setting of [4] is slightly different than ours, but the proof of the result carries over.

3.2 Relating universal and functional distortion distance

► **Theorem 18.** *Given any two Reeb graphs (F, f) and (G, g) , we have*

$$d_U(F, G) \leq 3d_{FD}(F, G).$$

Proof. Assume that $\phi : F \rightarrow G$ and $\psi : G \rightarrow F$ form a δ -distortion pair. We construct a subspace $Z \subseteq F \times G$ such that the canonical projections $\text{pr}_F : F \times G \rightarrow F$, $\text{pr}_G : F \times G \rightarrow G$ restrict to Reeb quotient maps $q_F : Z \rightarrow F$, $q_G : Z \rightarrow G$ of $f \circ q_F$ and $g \circ q_G$, and $\|f \circ q_F - g \circ q_G\|_\infty \leq 3\delta$, proving that $d_U \leq 3d_{FC}$.

For $x \in F$, let

$$K(x) = K_x(f^{-1}[a, a + 2\delta]),$$

where a is chosen such that $K(x)$ contains $\psi \circ \phi(x)$. By definition of δ -distortion, such an a always exists, though it does not have to be unique. We define $K(y)$ analogously for $y \in G$:

$$K(y) = K_y(g^{-1}[a', a' + 2\delta])$$

for some a' , and $K(y)$ contains $\phi \circ \psi(y)$. Now define

$$Z = \bigcup_{x \in F} K(x) \times \phi(K(x)) \cup \bigcup_{y \in G} \psi(K(y)) \times K(y) \subseteq F \times G$$

and the functions $\hat{f} = f \circ \text{pr}_F$, $\hat{g} = g \circ \text{pr}_G : Z \rightarrow \mathbb{R}$.

To show that $\|\hat{f} - \hat{g}\|_\infty \leq 3\delta$, by symmetry it suffices to show that for every $x \in F$ and every $(z, y) \in K(x) \times \phi(K(x))$ we have $|f(z) - g(y)| \leq 3\delta$. Pick $w \in K(x)$ such that $\phi(w) = y$. We have $|f(z) - f(w)| \leq 2\delta$ by construction of $K(x)$, and $|f(w) - g(y)| \leq \delta$ by definition of δ -distortion. Together, we have $|f(z) - g(y)| \leq 3\delta$ as claimed.

To show that $q_F : Z \rightarrow F$ is surjective, simply observe that for any $x \in F$,

$$(x, \phi(x)) \in K(x) \times \phi(K(x)) \subseteq Z.$$

A similar argument shows that also $q_G : Z \rightarrow G$ is surjective.

It remains to show that the fibers of q_F are connected; by symmetry, the same is then true for q_G as well. The fiber of $z \in F$ is of the form $q_F^{-1}(z) = \{z\} \times G_z \subseteq Z$, where $G_z = q_G(q_F^{-1}(z)) \subseteq G$ is a subspace, homeomorphic to the fiber. Note that G_z has the explicit description

$$G_z = \bigcup_{\substack{x \in F \\ z \in K(x)}} \phi(K(x)) \cup \bigcup_{\substack{y \in G \\ z \in \psi(K(y))}} K(y).$$

Now $\phi(z)$ is contained in any $\phi(K(x))$ with $x \in F$ and $z \in K(x)$, and in any $K(y)$ with $y \in \psi^{-1}(z)$, and each of these subspaces is connected. Thus,

$$G'_z = \bigcup_{\substack{x \in F \\ z \in K(x)}} \phi(K(x)) \cup \bigcup_{\substack{y \in \psi^{-1}(z) \\ z \in \psi(K(y))}} K(y)$$

is connected and contains $\psi^{-1}(z)$ as a subset. Clearly, if $z \in \psi(K(y))$, then $K(y)$ contains an element of $\psi^{-1}(z)$, so $K(y)$ intersects G'_z . As $K(y)$ is connected, it follows that

$$G'_z \cup \bigcup_{\substack{y \in G \\ z \in \psi(K(y))}} K(y) = G_z$$

is connected. ◀

3.3 Relating universal and interleaving distance

► **Lemma 19.** *Let (ϕ, ψ) be a δ -interleaving of (F, f) and (G, g) for some $\delta \geq 0$. If $K \subseteq F$ ($K' \subseteq G$) is connected, then $\Phi(K)$ ($\Psi(K')$) is connected.*

Proof. By continuity of ϕ , $\phi(K) \subseteq \mathcal{U}_\delta G$ is connected. Thus, by Lemma 14,

$$C := q_{\mathcal{U}_\delta G}^{-1}(\phi(K)) \subseteq \mathcal{T}_\delta G$$

is connected. We have that $\Phi(K)$ is exactly the image of C under the projection $\text{pr}_G: \mathcal{T}_\delta G \rightarrow G$. Since this projection is continuous and C is connected, $\Phi(K)$ is connected.

The statement for K' and Ψ follows by symmetry. ◀

► **Theorem 20.** *Given any two Reeb graphs (F, f) and (G, g) , we have*

$$d_U(F, G) \leq 5d_I(F, G).$$

Proof. Let (ϕ, ψ) be a δ -interleaving of (F, f) and (G, g) , so to any $x \in F$, there is associated a subset $\Phi(x) \subseteq G$ that is a connected component of $g^{-1}(I_\delta(f(x)))$. Similarly, for any $y \in G$, $\Psi(y)$ is a connected component of $f^{-1}(I_\delta(g(y)))$. We construct a subspace $Z \subseteq F \times G$ and two functions $\hat{f}, \hat{g}: Z \rightarrow \mathbb{R}$ with $\|\hat{f} - \hat{g}\|_\infty \leq 5\delta$ such that the canonical projections $\text{pr}_F: F \times G \rightarrow F$, $\text{pr}_G: F \times G \rightarrow G$ restrict to Reeb quotient maps $q_F: Z \rightarrow F$ of \hat{f} and $q_G: Z \rightarrow G$ of \hat{g} , proving that $d_U \leq 5d_I$.

For $x \in F$ and $y \in G$, let

$$C(x) = K_x(f^{-1}(I_{2\delta}(f(x)))) \quad C(y) = K_y(g^{-1}(I_{2\delta}(g(y))))$$

and let

$$Z = \bigcup_{x \in F} C(x) \times \Phi(C(x)) \cup \bigcup_{y \in G} \Psi(C(y)) \times C(y) \subseteq F \times G.$$

To show that $\|\hat{f} - \hat{g}\|_\infty \leq 5\delta$, by symmetry it suffices to show that for every $x \in F$ and every $(z, y) \in C(x) \times \Phi(C(x))$ we have $|f(z) - g(y)| \leq 5\delta$. Pick $w \in C(x)$ such that $y \in \Phi(w)$. We have $|f(z) - f(w)| \leq 4\delta$ by construction of $C(x)$, and $|f(w) - g(y)| \leq \delta$ by definition of δ -interleaving. Together, we have $|f(z) - g(y)| \leq 5\delta$ as claimed.

To show that $q_F: Z \rightarrow F$ is surjective, simply observe that for any $x \in F$ and $y \in \Phi(x)$,

$$(x, y) \in K(x) \times \Phi(K(x)) \subseteq Z.$$

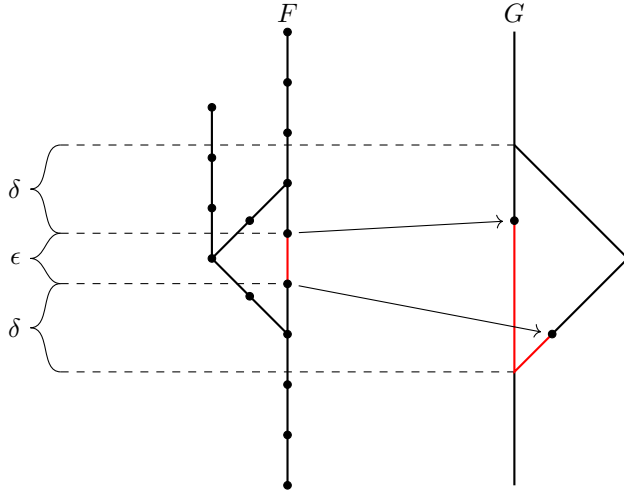
A similar argument shows that also $q_G: Z \rightarrow G$ is surjective.

It remains to show that the fibers of q_F are connected; by symmetry, the same is then true for q_G as well. The fiber of $z \in F$ is of the form $q_F^{-1}(z) = \{z\} \times G_z \subseteq Z$, where $G_z = q_G(q_F^{-1}(z)) \subseteq G$ is a subspace, homeomorphic to the fiber. Note that G_z has the explicit description

$$G_z = \bigcup_{\substack{x \in F \\ z \in C(x)}} \Phi(C(x)) \cup \bigcup_{\substack{y \in G \\ z \in \Psi(C(y))}} C(y).$$

Clearly, $\Phi(z)$ is contained in any $\Phi(C(x))$ with $x \in F$ and $z \in C(x)$. In addition, $\Phi(z) \subseteq C(y)$ for any $y \in G$ such that $z \in \Psi(y)$, as $\Phi(\Psi(y)) \subseteq C(y)$ by definition of interleaving. By Lemma 19, $\Phi(C(x))$ is connected. Thus,

$$G'_z = \bigcup_{\substack{x \in F \\ z \in C(x)}} \Phi(C(x)) \cup \bigcup_{\substack{y \in G \\ z \in \Psi(y)}} C(y) \subseteq G_z$$



■ **Figure 3** The points of S are shown as black dots. The arrows and the red segments in F and G show μ applied to two points in S and how we can extend μ to the segment between the points.

is connected, since it is a union of connected sets that all contain $\Psi(z)$. To complete the proof that G_z is connected, it suffices to show that $C(y)$ intersects G'_z for all $y \in G$ such that $z \in \Psi(C(y))$. To see this, observe that there is a $w \in C(y)$ such that $z \in \Psi(w)$, and $w \in C(w) \subseteq G'_z$. ◀

3.4 Relating functional contortion and interleaving distance

► **Theorem 21.** *Given any two Reeb graphs (F, f) and (G, g) , we have*

$$d_{FC}(F, G) \leq 3d_I(F, G).$$

Proof. Let (ϕ, ψ) be a δ -interleaving of (F, f) and (G, g) for some $\delta \geq 0$. We will show that for an arbitrary $\epsilon > 0$, there are $\mu: F \rightarrow G$ and $\nu: G \rightarrow F$ with functional contortion $3\delta + 3\epsilon$.

Pick a discrete subset $S \subset F$ containing all the 0-cells of F such that for each 1-cell C and connected component I of $C \setminus S$, the interval $f(I)$ has length less than ϵ . Pick a discrete subset $T \subset G$ with the same properties.

For each $x \in S$, pick an arbitrary $y \in \Phi(x)$ and define $\mu(x) = y$. Similarly, for each $y \in T$, let $\nu(y) \in \Psi(y)$. Let I be a connected component of $F \setminus S$. Observe that I is contained in a single 1-cell C , and that its closure \bar{I} contains two points $z, z' \in S$. By our assumptions on I , \bar{I} is contained in a connected component of $f^{-1}[a, b]$ for some $a < b$ with $b - a = \epsilon$. By Lemma 19, it follows that $\Phi(\bar{I})$ is contained in a connected component K of $g^{-1}[a - \delta, b + \delta]$. We can therefore use a path from $\mu(z)$ to $\mu(z')$ in K to extend μ continuously to \bar{I} ; see Figure 3. This implies that for all $x \in \bar{I}$, $\mu(x)$ and $\Phi(x)$ are both contained in K and thus also in the same component of $g^{-1}(I_{\delta+\epsilon}(f(x)))$, as

$$g^{-1}[a - \delta, b + \delta] \subseteq g^{-1}(I_{\delta+\epsilon}(f(x))).$$

We do the same for all connected components of $F \setminus S$ and define ν similarly on $G \setminus T$.

Let $\delta' = \delta + \epsilon$. We now prove that (μ, ν) is a $3\delta'$ -contortion pair. By symmetry, it is enough to show that for any $x \in F$, x and $\nu(\mu(x))$ are connected in $f^{-1}(I_{3\delta'}(g(\mu(x))))$. The δ -interleaving (Φ, Ψ) induces a δ' -interleaving (Φ', Ψ') canonically: For $x \in F$, $\Phi'(x)$ is the connected component of $g^{-1}(I_{\delta'}(f(x)))$ containing $\Phi(x)$ as a subset, and $\Psi'(y)$ is

defined similarly for $y \in G$. We observed that $\mu(x)$ and $\Phi(x)$ are contained in the same connected component of $g^{-1}(I_{\delta'}(f(x)))$, so $\mu(x) \in \Phi'(x)$. Similarly, $\nu(\mu(x)) \in \Psi'(\mu(x))$. Putting the two together, we get $\nu(\mu(x)) \in \Psi'(\Phi'(x))$. By definition of interleaving, we have $\Psi'(\Phi'(x)) \subseteq K_x(f^{-1}(I_{2\delta'}(f(x))))$. Since $|f(x) - g(\mu(x))| \leq \delta'$, we have

$$f^{-1}(I_{2\delta'}(f(x))) \subseteq f^{-1}(I_{3\delta'}(g(\mu(x)))),$$

so

$$\nu(\mu(x)) \in \Psi'(\Phi'(x)) \subseteq K_x(f^{-1}(I_{3\delta'}(g(\mu(x))))),$$

which is what we wanted to prove. \blacktriangleleft

4 Contour trees

► **Theorem 22.** *For any two contour trees (F, f) and (G, g) , we have*

$$d_{FC}(F, G) = d_U(F, G).$$

Proof. We know $d_{FC}(F, G) \leq d_U(F, G)$ by Theorem 15, so it remains to prove $d_{FC}(F, G) \geq d_U(F, G)$.

Assume that there is a δ -contortion (ϕ, ψ) between F and G . We construct a subspace $Z \subseteq F \times G$ and two functions $\hat{f}, \hat{g}: Z \rightarrow \mathbb{R}$ with $\|\hat{f} - \hat{g}\|_\infty \leq \delta$ such that the canonical projections $\text{pr}_F: F \times G \rightarrow F$, $\text{pr}_G: F \times G \rightarrow G$ restrict to Reeb quotient maps $q_F: Z \rightarrow F$ of \hat{f} and $q_G: Z \rightarrow G$ of \hat{g} , proving that $d_{FC}(F, G) \geq d_U(F, G)$.

Let $x \neq x' \in F$, and let $\rho: [0, 1] \rightarrow F$ be an injective path from x to x' . Since F is a contour tree and therefore a contractible 1-dimensional CW-complex, the image of this path is uniquely determined, so we can define $B(x, x') = \text{im}(\rho)$. Observe that $z \in B(x, x') \setminus \{x, x'\}$ if and only if x and x' are in different connected components of $F \setminus \{z\}$. $B(y, y')$ for $y, y' \in G$ is defined similarly.

Let $Z \subseteq F \times G$ be given by

$$Z = \left[\bigcup_{x \in F, y \in \psi^{-1}(x)} \{x\} \times B(\phi(x), y) \right] \cup \left[\bigcup_{y \in G, x \in \phi^{-1}(y)} B(\psi(y), x) \times \{y\} \right].$$

To show that $\|\hat{f} - \hat{g}\|_\infty \leq \delta$, by symmetry it suffices to show that for every $x \in F$, $y \in \psi^{-1}(x)$ and $y' \in B(\phi(x), y)$, $|f(x) - g(y')| \leq \delta$. But by definition of δ -contortion, $\phi(x)$ and y are connected in $g^{-1}[f(x) - \delta, f(x) + \delta]$, so $B(\phi(x), y) \subseteq g^{-1}[f(x) - \delta, f(x) + \delta]$, and the statement follows.

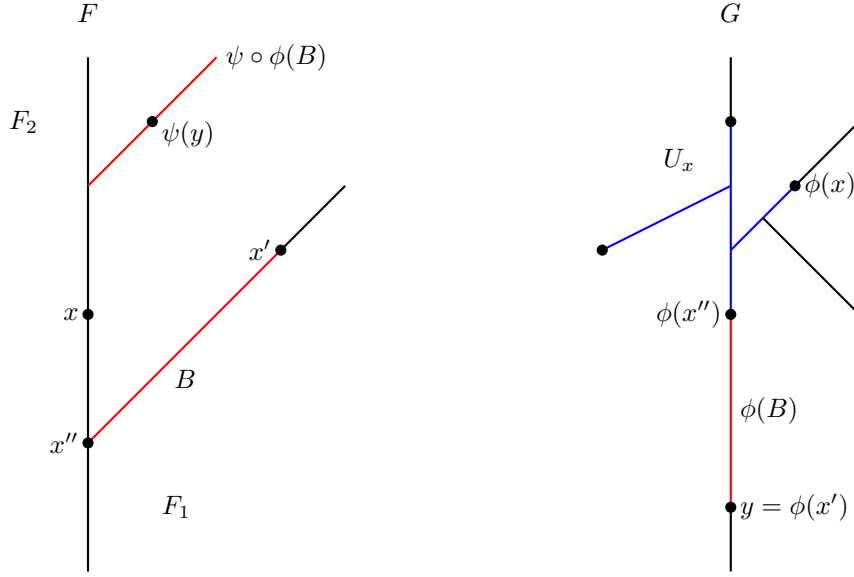
For any $x \in F$, we have

$$(x, \phi(x)) \in B(\psi \circ \phi(x), x) \times \{\phi(x)\} \subseteq Z,$$

and it follows immediately that $q_F: Z \rightarrow F$ is surjective. A similar argument shows that also $q_G: Z \rightarrow G$ is surjective.

What remains is to show that the fibers of q_F and q_G are connected. By symmetry, we only need to prove this for q_F . The fiber of $x \in F$ is of the form $q_F^{-1}(x) = \{x\} \times G_x \subseteq Z$, where $G_x = q_G(q_F^{-1}(x)) \subseteq G$ is a subspace, homeomorphic to the fiber. To follow the arguments that follow, we suggest keeping an eye on Figure 4. Let

$$U_x = \{\phi(x)\} \cup \bigcup_{y \in \psi^{-1}(x)} B(\phi(x), y) \subseteq G.$$



■ **Figure 4** Illustration of constructions used to prove connectedness of fibers of q_F .

(Including $\{\phi(x)\}$ only makes a difference if $\phi^{-1}(x)$ is empty.) Since U_x is a union of connected sets intersecting in the point $\phi(x)$, U_x is connected. Moreover, $U_x \subseteq G_x$ by construction, as we have already observed that $(x, \phi(x)) \in q_F^{-1}(x)$.

Let $D_x = \{\phi(x)\} \cup \psi^{-1}(x)$. Note that $D_x \subseteq U_x$. Let $y \in G_x \setminus U_x$. Then there is an $x' \in \phi^{-1}(y)$ such that $x \in B(\psi(y), x')$. Equivalently, x' and $\psi(y)$ are in different connected components F_1 and F_2 , respectively, of $F \setminus \{x\}$. (Since $y \notin D_x$, neither x' nor $\psi(y)$ is equal to x .) Since D_x is closed, so is $\phi^{-1}(D_x)$. This means that we can pick an $x'' \in \phi^{-1}(D_x)$ such that

$$B := B(x', x'') \setminus \{x''\}$$

does not intersect $\phi^{-1}(D_x)$. It follows that $B \subseteq F_1$, since $x \notin B$. It also follows that $\psi \circ \phi(B) \subseteq F_2$, since $x \notin \psi \circ \phi(B)$ and $\psi(y) \in \psi \circ \phi(B)$. Thus, for all $z \in B$, we have $x \in B(\psi \circ \phi(z), z)$; i.e.,

$$(x, \phi(z)) \in B(\psi \circ \phi(z), z) \times \{\phi(z)\} \subseteq Z,$$

so $\phi(B) \subseteq G_x$. This means that there is a path in G_x from $y = \phi(x')$ to $\phi(x'') \in U_x$. Since y was an arbitrary point in G_x and U_x is connected, it follows that G_x is connected. ◀

5 Merge trees

In this section, we focus on merge trees, which are a special case of contour trees that also arise from the connected components of the sublevel set filtration of a function.

The merge trees obtained this way carry a function that is unbounded above, and they are characterized by the property that the canonical map from the merge tree to the Reeb graph of its epigraph is an isomorphism [9]. Our definition is more general and also admits bounded functions, and in Section 5.1 we develop an analogous characterization for these general merge trees via the more general property that said canonical map is an embedding.

Relating this property to our definition is not completely straightforward, and we defer the proof to the appendix.

Our goal in Section 5.2 is to prove that the interleaving distance for merge trees is universal. By Theorem 22, it suffices to construct a δ -contortion pair from a δ -interleaving of merge trees. Summarizing the idea for the simpler special case of a merge tree G unbounded above, the key insight behind the proof is that the δ -smoothing of G is isomorphic to an upward δ -shift of G . Composing the interleaving morphisms with the isomorphisms obtained this way yields the desired δ -contortion pair in the unbounded case (see Theorem 31).

5.1 The epigraph and merge trees

Following Morozov et al. [9], we formally characterize merge trees using a construction based on *epigraphs*.

► **Definition 23** (Epigraph). *Let $f: X \rightarrow \mathbb{R}$ be a continuous function. We define the epigraph of f as the space $\mathcal{E}X := X \times [0, \infty)$ equipped with the function $\mathcal{E}f: \mathcal{E}X \rightarrow \mathbb{R}$, $(p, t) \mapsto f(p) + t$. Moreover, let $\kappa_X: X \rightarrow X \times [0, \infty) = \mathcal{E}X$, $p \mapsto (p, 0)$ denote the natural embedding of X into the epigraph of f .*

While this is not the usual definition of the epigraph $\{(p, y) \in X \times \mathbb{R} \mid f(p) \leq y\}$, we note that the map $\mathcal{E}f: \mathcal{E}X \rightarrow \mathbb{R}$ and the projection of the ordinary epigraph to the second component are isomorphic as \mathbb{R} -spaces. Our definition has the benefit that we have the strict equality $\delta + \mathcal{E}f = \mathcal{E}(\delta + f): \mathcal{E}X \rightarrow \mathbb{R}$ for any $\delta \in \mathbb{R}$.

Now suppose that (G, g) is a Reeb graph, and let $m := \sup_{p \in G} g(p) \in (-\infty, \infty]$. We now define the map $\tilde{\rho}_G: \mathcal{E}G \rightarrow \mathcal{E}G$, $(p, t) \mapsto (p, \min\{t, m - g(p)\})$, which makes the diagram

$$\begin{array}{ccc}
 (\mathcal{E}g)^{-1}(-\infty, m] & \xlongequal{\quad} & (\mathcal{E}g)^{-1}(-\infty, m] \\
 \downarrow & & \downarrow \\
 \mathcal{E}G & \xrightarrow{\tilde{\rho}_G} & \mathcal{E}G \\
 \mathcal{E}g \downarrow & & \downarrow \mathcal{E}g \\
 \mathbb{R} & \xrightarrow{\min\{-, m\}} & \mathbb{R}
 \end{array}$$

commute. We state the following immediate consequence of this definition.

► **Lemma 24.** *For each $t \in \mathbb{R}$ the map $\tilde{\rho}_G: \mathcal{E}G \rightarrow \mathcal{E}G$ restricts to a homeomorphism between the fibers $(\mathcal{E}g)^{-1}(t)$ and $(\mathcal{E}g)^{-1}(\min\{t, m\})$.*

By the universal property of the quotient topology, there is a unique continuous map $(\mathcal{R} \circ \tilde{\rho})_G: \mathcal{R}\mathcal{E}G \rightarrow \mathcal{R}\mathcal{E}G$ making the following diagram commute:

$$\begin{array}{ccc}
 \mathcal{E}G & \xrightarrow{\tilde{\rho}_G} & \mathcal{E}G \\
 \mathcal{E}g \downarrow & \searrow q_{\mathcal{R}\mathcal{E}G} & \downarrow \mathcal{E}g \\
 \mathcal{R}\mathcal{E}G & \xrightarrow{(\mathcal{R} \circ \tilde{\rho})_G} & \mathcal{R}\mathcal{E}G \\
 \mathcal{R}\mathcal{E}g \swarrow & & \swarrow \mathcal{R}\mathcal{E}g \\
 \mathbb{R} & \xrightarrow{\min\{-, m\}} & \mathbb{R}
 \end{array} \tag{2}$$

► **Corollary 25.** *For each $t \in \mathbb{R}$ the map $(\mathcal{R} \circ \tilde{\rho})_G: \mathcal{R}\mathcal{E}G \rightarrow \mathcal{R}\mathcal{E}G$ restricts to a bijection between the fibers $(\mathcal{R}\mathcal{E}g)^{-1}(t)$ and $(\mathcal{R}\mathcal{E}g)^{-1}(\min\{t, m\})$.*

We state several lemmas (see Appendix B for the proofs) describing properties of the map

$$i_G: G \xrightarrow{\kappa_G} \mathcal{E}G \xrightarrow{q_{\mathcal{R}\mathcal{E}G}} \mathcal{R}\mathcal{E}G.$$

► **Lemma 26.** *The images of the maps $i_G: G \rightarrow \mathcal{R}\mathcal{E}G$ and $\mathcal{R} \circ \tilde{\rho}: \mathcal{R}\mathcal{E}G \rightarrow \mathcal{R}\mathcal{E}G$ are identical.*

► **Lemma 27.** *A Reeb graph (G, g) is a merge tree iff the map $i_G: G \rightarrow \mathcal{R}\mathcal{E}G$ is an embedding.*

Now suppose that (G, g) is a merge tree. The composed map

$$i_G: G \xrightarrow{\kappa_G} \mathcal{E}G \xrightarrow{q_{\mathcal{R}\mathcal{E}G}} \mathcal{R}\mathcal{E}G$$

is non-surjective iff $g: G \rightarrow \mathbb{R}$ is bounded above. We define $\rho_G: \mathcal{R}\mathcal{E}G \rightarrow G$ to be the unique continuous map – which exists by Lemmas 26 and 27 – making the diagram

$$\begin{array}{ccc} G & \xleftarrow{\rho_G} & \mathcal{R}\mathcal{E}G \\ \kappa_G \downarrow & & \downarrow (\mathcal{R} \circ \tilde{\rho})_G \\ \mathcal{E}G & \xrightarrow{q_{\mathcal{R}\mathcal{E}G}} & \mathcal{R}\mathcal{E}G \end{array} \quad (3)$$

commute. As an immediate corollary of Corollary 25, we obtain the following observation.

► **Corollary 28.** *For each $t \in \mathbb{R}$, the map $\rho_G: \mathcal{R}\mathcal{E}G \rightarrow G$ restricts to a bijection between the fibers $(\mathcal{R}\mathcal{E}g)^{-1}(t)$ and $g^{-1}(\min\{t, m\})$.*

5.2 Interleavings, contortions, and merge trees

Let $f: X \rightarrow \mathbb{R}$ be an arbitrary continuous function and let $\delta \geq 0$. We define the map

$$\kappa_X^\delta: \mathcal{T}_\delta X \rightarrow \mathcal{E}X, (p, t) \mapsto (p, t + \delta),$$

which makes the diagram

$$\begin{array}{ccc} \mathcal{T}_\delta X & \xrightarrow{\kappa_X^\delta} & \mathcal{E}X \\ \mathcal{T}_\delta f \downarrow & & \downarrow \mathcal{E}f \\ \mathbb{R} & \xrightarrow{(-)+\delta} & \mathbb{R} \end{array}$$

commute. Now let (G, g) be a merge tree. By the universal property of the quotient topology, there is a unique continuous map $(\mathcal{R} \circ \kappa^\delta)_G: \mathcal{U}_\delta G \rightarrow \mathcal{R}\mathcal{E}G$ making the diagram

$$\begin{array}{ccccc} \mathcal{T}_\delta G & \xrightarrow{\kappa_G^\delta} & \mathcal{E}G & & \\ \downarrow \mathcal{T}_\delta g & \searrow q_{\mathcal{U}_\delta G} & \downarrow \mathcal{E}g & \searrow q_{\mathcal{R}\mathcal{E}G} & \\ & \mathcal{U}_\delta G & \xrightarrow{(\mathcal{R} \circ \kappa^\delta)_G} & \mathcal{R}\mathcal{E}G & \\ & \swarrow \mathcal{U}_{\delta g} & \downarrow & \swarrow \mathcal{R}\mathcal{E}g & \\ \mathbb{R} & \xrightarrow{(-)+\delta} & \mathbb{R} & & \end{array} \quad (4)$$

commute.

► **Lemma 29.** *The map $(\mathcal{R} \circ \kappa^\delta)_G: \mathcal{U}_\delta G \rightarrow \mathcal{R}\mathcal{E}G$ is injective.*

As in the previous subsection, let $m := \sup_{p \in G} g(p) \in (-\infty, \infty]$, let $p \in G$, and let $\delta' = \delta$ or $\delta' \in [-\delta, \delta]$ if $g(p) = m$.

► **Lemma 30.** *The composed map*

$$G \times [-\delta, \delta] = \mathcal{T}_\delta G \xrightarrow{q_{\mathcal{U}_\delta G}} \mathcal{U}_\delta G \xrightarrow{(\mathcal{R} \circ \kappa^\delta)_G} \mathcal{R} \circ \mathcal{E}G \xrightarrow{\rho_G} G$$

maps $(p, -\delta')$ to p .

► **Theorem 31.** *Suppose (F, f) and (G, g) are merge trees and that*

$$\phi: F \rightarrow \mathcal{U}_\delta G \quad \text{and} \quad \psi: G \rightarrow \mathcal{U}_\delta F$$

form a δ -interleaving (of Reeb graphs). Then the pair of composed maps

$$\tilde{\phi}: F \xrightarrow{\phi} \mathcal{U}_\delta G \xrightarrow{(\mathcal{R} \circ \kappa^\delta)_G} \mathcal{R}\mathcal{E}G \xrightarrow{\rho_G} G$$

$$\text{and } \tilde{\psi}: G \xrightarrow{\psi} \mathcal{U}_\delta F \xrightarrow{(\mathcal{R} \circ \kappa^\delta)_F} \mathcal{R}\mathcal{E}F \xrightarrow{\rho_F} F$$

is a δ -contortion pair.

Proof. Let $x \in F$ and let $y \in \tilde{\psi}^{-1}(x)$. We have to show that y and $\tilde{\phi}(x)$ are connected in $g^{-1}(I_\delta(f(x)))$. By the symmetry of Definition 8, this is also sufficient. By the commutativity of the lower parallelogram in (4) the value of $(\mathcal{R} \circ \kappa^\delta)_F(\psi(y))$ under $\mathcal{R}\mathcal{E}f$ is

$$(\mathcal{U}_\delta f)(\psi(y)) + \delta = g(y) + \delta.$$

In conjunction with the commutativity of (3) and the lower parallelogram in (2) we obtain

$$f(x) = (f \circ \tilde{\psi})(y) = \min\{g(y) + \delta, m'\},$$

where $m' := \sup_{p \in F} f(p)$, and hence

$$f(x) - g(y) = \min\{g(y) + \delta, m'\} - g(y) = \min\{\delta, m' - g(y)\}.$$

Moreover, $g(y) = (\mathcal{U}_\delta f)(\psi(y)) \leq m' + \delta$, so in conjunction with Lemma 30 we obtain that

$$G \times [-\delta, \delta] = \mathcal{T}_\delta G \xrightarrow{q_{\mathcal{U}_\delta G}} \mathcal{U}_\delta G \xrightarrow{(\mathcal{R} \circ \kappa^\delta)_G} \mathcal{R} \circ \mathcal{E}G \xrightarrow{\rho_G} G$$

maps $(x, g(y) - f(x))$ to x . Thus, the composed map

$$\mathcal{U}_\delta G \xrightarrow{(\mathcal{R} \circ \kappa^\delta)_G} \mathcal{R} \circ \mathcal{E}G \xrightarrow{\rho_G} G$$

maps both $q_{\mathcal{U}_\delta F}(x, g(y) - f(x))$ and $\psi(y)$ to x . By Lemma 29 and Corollary 28 this implies

$$q_{\mathcal{U}_\delta F}(x, g(y) - f(x)) = \psi(y).$$

Completely analogously we obtain that $q_{\mathcal{U}_\delta G}(\tilde{\phi}(x), f(x) - (g \circ \tilde{\phi})(x)) = \phi(x)$. Thus, y and $\tilde{\phi}(x)$ are connected in $g^{-1}(I_{2\delta}(g(y)))$ by Definition 6. However, in order to show Theorem 31 we have to show that y and $\tilde{\phi}(x)$ are connected in $g^{-1}(I_\delta(f(x)))$. To this end, let $t := \min\{g(y) + 2\delta, m\}$, where $m := \sup_{p \in G} g(p)$ as before.

▷ Claim 32. We have $(g \circ \tilde{\phi})(x) = t$.

Proof. We first consider the case where $(f \circ \tilde{\psi})(y) = f(x) < m'$. In this case, we have $f(x) = (f \circ \tilde{\psi})(y) = g(y) + \delta$ and thus $(g \circ \tilde{\phi})(x) = t$. Now suppose $f(x) = m'$. Since $\tilde{\phi}(x) \in g^{-1}(I_{2\delta}(g(y)))$ we must have $(g \circ \tilde{\phi})(x) \leq t$. Now suppose $(g \circ \tilde{\phi})(x) < t \leq m$, then $(g \circ \tilde{\phi})(x) = f(x) + \delta = m' + \delta$. In particular we have $m' + \delta < t \leq m$. Now let $s \in (m' + \delta, m)$. Then we have $(\mathcal{U}_\delta f)^{-1}(s) = \emptyset$ while $g^{-1}(s) \neq \emptyset$, hence there is no map $g^{-1}(s) \rightarrow (\mathcal{U}_\delta f)^{-1}(s)$ in contradiction to the existence of $\psi|_{g^{-1}(s)}: g^{-1}(s) \rightarrow (\mathcal{U}_\delta f)^{-1}(s)$. ◁

Now in order to obtain the connectivity of y and $\tilde{\phi}(x)$ in $g^{-1}(I_\delta(f(x)))$ from their connectivity in $g^{-1}(I_{2\delta}(g(y)))$ we define a retraction $\sigma: g^{-1}(I_{2\delta}(g(y))) \rightarrow g^{-1}(t)$ as a composition of maps

$$\begin{array}{c} g^{-1}(I_{2\delta}(g(y))) \\ \downarrow \\ g^{-1}(-\infty, g(y) + 2\delta] \\ \downarrow \kappa_G \\ (\mathcal{E}g)^{-1}(-\infty, g(y) + 2\delta] \\ \downarrow \tilde{\sigma} \\ (\mathcal{E}g)^{-1}[t, g(y) + 2\delta] \\ \downarrow q_{\mathcal{R}\mathcal{E}G} \\ (\mathcal{R}\mathcal{E}g)^{-1}[t, g(y) + 2\delta] \\ \downarrow \rho_G \\ g^{-1}(t), \end{array}$$

where

$$\tilde{\sigma}: (\mathcal{E}g)^{-1}(-\infty, g(y) + 2\delta] \rightarrow (\mathcal{E}g)^{-1}[t, g(y) + 2\delta], (p, s) \mapsto (p, \max\{s, t - g(p)\}).$$

By the definition of $\tilde{\sigma}$ the map $\sigma: g^{-1}(I_{2\delta}(g(y))) \rightarrow g^{-1}(t)$ is indeed a retraction. As $\tilde{\phi}(x) \in g^{-1}(t)$ by Claim 32 the points $\sigma(y)$ and $\tilde{\phi}(x)$ are connected in $g^{-1}(x)$. Since $g^{-1}(x)$ is discrete, this implies that $\sigma(y) = \tilde{\phi}(x)$. After we define the path

$$\gamma: [0, 1] \rightarrow \mathcal{E}G, s \mapsto (y, s(t - g(y)))$$

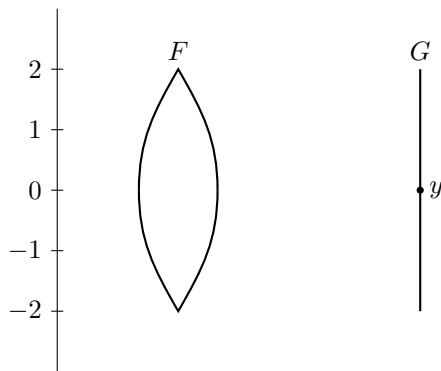
the composition

$$[0, 1] \xrightarrow{\gamma} \mathcal{E}G \xrightarrow{q_{\mathcal{R}\mathcal{E}G}} \mathcal{R}\mathcal{E}G \xrightarrow{\rho_G} G$$

yields a path from y to $\sigma(y) = \tilde{\phi}(x)$ in $g^{-1}(I_\delta(f(x)))$. ◀

References

- 1 Ulrich Bauer, Xiaoyin Ge, and Yusu Wang. Measuring distance between Reeb graphs. In *Computational geometry (SoCG'14)*, pages 464–473. ACM, New York, 2014.
- 2 Ulrich Bauer, Xiaoyin Ge, and Yusu Wang. Measuring distance between reeb graphs. Extended version of conference paper, 2016. [arXiv:1307.2839v2](https://arxiv.org/abs/1307.2839v2).



■ **Figure 5** Reeb graphs (F, f) and (G, g) with $d_{FD}(F, G) \leq 1$ and $d_{FC}(F, G) \geq 2$.

- 3 Ulrich Bauer, Claudia Landi, and Facundo Mémoli. The Reeb graph edit distance is universal. *Found. Comput. Math.*, 21(5):1441–1464, 2021. doi:10.1007/s10208-020-09488-3.
- 4 Ulrich Bauer, Elizabeth Munch, and Yusu Wang. Strong equivalence of the interleaving and functional distortion metrics for Reeb graphs. In *31st International Symposium on Computational Geometry*, volume 34 of *LIPICs. Leibniz Int. Proc. Inform.*, pages 461–475. Schloss Dagstuhl. Leibniz-Zent. Inform., Wadern, 2015.
- 5 Glen E. Bredon. *Topology and geometry*, volume 139 of *Graduate Texts in Mathematics*. Springer-Verlag, New York, 1993. doi:10.1007/978-1-4757-6848-0.
- 6 Robert Cardona, Justin Curry, Tung Lam, and Michael Lesnick. The universal ℓ^p metric on merge trees. In preparation, 2021.
- 7 Vin de Silva, Elizabeth Munch, and Amit Patel. Categorified Reeb graphs. *Discrete Comput. Geom.*, 55(4):854–906, 2016. doi:10.1007/s00454-016-9763-9.
- 8 Masaki Hilaga, Yoshihisa Shinagawa, Taku Komura, and Tosiyasu L. Kunii. Topology matching for fully automatic similarity estimation of 3d shapes. In Lynn Pocock, editor, *Proceedings of the 28th Annual Conference on Computer Graphics and Interactive Techniques, SIGGRAPH 2001, Los Angeles, California, USA, August 12-17, 2001*, pages 203–212. ACM, 2001. doi:10.1145/383259.383282.
- 9 Dmitriy Morozov, Kenes Beketayev, and Gunther Weber. Interleaving distance between merge trees. Presented at TopoInVis’13. Manuscript, 2013. URL: <https://www.mrzv.org/publications/interleaving-distance-merge-trees/>.
- 10 Georges Reeb. Sur les points singuliers d’une forme de Pfaff complètement intégrable ou d’une fonction numérique. *C. R. Acad. Sci. Paris*, 222:847–849, 1946.
- 11 Yoshihisa Shinagawa and Tosiyasu L. Kunii. Constructing a reeb graph automatically from cross sections. *IEEE Computer Graphics and Applications*, 11(6):44–51, 1991. doi:10.1109/38.103393.
- 12 Gurjeet Singh, Facundo Mémoli, and Gunnar E. Carlsson. Topological methods for the analysis of high dimensional data sets and 3d object recognition. In Mario Botsch, Renato Pajarola, Baoquan Chen, and Matthias Zwicker, editors, *4th Symposium on Point Based Graphics, PBG@Eurographics 2007, Prague, Czech Republic, September 2-3, 2007*, pages 91–100. Eurographics Association, 2007. doi:10.2312/SPBG/SPBG07/091-100.

A Example showing $d_{FC} \neq d_{FD}$

Consider the Reeb graphs (F, f) and (G, g) shown in Figure 5: F consists of two 1-cells σ_1 and σ_2 glued together at both endpoints with $f(\sigma_1) = f(\sigma_2) = [-2, 2]$, and G has a single 1-cell τ with $g(\tau) = [-2, 2]$. Let ϕ be the only level-preserving map from F to G , and let

$\psi: G \rightarrow F$ be the level-preserving map with $\phi(\tau) = \sigma_1$. We leave it to the reader to check that (ϕ, ψ) is a 1-distortion.

Now suppose $\mu: F \rightarrow G$ and $\nu: G \rightarrow F$ form a δ -contortion for some $\delta < 2$. Let y be the only element in $g^{-1}(0)$. Since $\|f - g \circ \mu\|_\infty \leq \delta$ by Remark 9, y must be in both $\mu(\sigma_1)$ and $\mu(\sigma_2)$. Thus, there are x and x' such that $\mu(x) = y$ and $\nu(y) = x'$, and either $x \in \sigma_1$ and $x' \in \sigma_2$ or vice versa. In either case, x and x' are not in the same connected component of $I_\delta(g(y))$, which contradicts the definition of δ -contortion. We conclude that $d_{FD}(F, G) \leq 1$ and $d_{FC}(F, G) \geq 2$.

B Topological properties of merge trees

In this section, we provide the detailed proofs of several lemmas about the topological properties of merge trees used in Section 5, each of which we first recall here.

► **Lemma 26.** *The images of the maps $i_G: G \rightarrow \mathcal{RE}G$ and $\mathcal{R} \circ \tilde{\rho}: \mathcal{RE}G \rightarrow \mathcal{RE}G$ are identical.*

Proof. By definition of $m = \sup_{p \in G} g(p)$ the image of the composed map

$$i_G: G \xrightarrow{\kappa_G} \mathcal{E}G \xrightarrow{q_{\mathcal{RE}G}} \mathcal{RE}G$$

is contained in the image of $(\mathcal{R} \circ \tilde{\rho})_G$. Now we consider a point $q_{\mathcal{RE}G}(p, t) \in \mathcal{RE}G$ with $m > (\mathcal{RE}g)(q_{\mathcal{RE}G}(p, t)) = (\mathcal{E}g)(p, t) = g(p) + t$. We have to show that there is a point $\tilde{p} \in G$ with $(q_{\mathcal{RE}G} \circ \kappa_G)(\tilde{p}) = q_{\mathcal{RE}G}(p, t)$. To this end, let $p' \in g^{-1}[g(p) + t, m]$. Since G is connected there is a path γ from p to p' . Now let \tilde{p} be the first point on γ with $g(\tilde{p}) = g(p) + t$. Then the segment of γ connecting p and \tilde{p} is entirely contained in $g^{-1}(-\infty, g(p) + t]$ and thus $(q_{\mathcal{RE}G} \circ \kappa_G)(\tilde{p}) = q_{\mathcal{RE}G}(p, t)$. In case $m = \infty$ this completes our proof. Now suppose $m \in \mathbb{R}$. As G admits the structure of a CW-complex with the properties from Definition 1, the function $g: G \rightarrow \mathbb{R}$ is proper, hence there is a point $p \in G$ with $g(p) = m$. Moreover, as G is connected we have $(\mathcal{RE}g)^{-1}(m) = \{(q_{\mathcal{RE}G} \circ \kappa_G)(p)\}$. ◀

► **Lemma 27.** *A Reeb graph (G, g) is a merge tree iff the map $i_G: G \rightarrow \mathcal{RE}G$ is an embedding.*

Proof. Suppose $g: G \rightarrow \mathbb{R}$ is a Reeb graph that admits the structure of a CW-complex with two distinct 1-cells e and f sharing their lower boundary point and let x and y be interior points of e and f respectively with $g(x) = g(y)$. Then $(q_{\mathcal{RE}G} \circ \kappa_G)(x) = (q_{\mathcal{RE}G} \circ \kappa_G)(y)$, hence $q_{\mathcal{RE}G} \circ \kappa_G$ is not injective. Thus, if $q_{\mathcal{RE}G} \circ \kappa_G$ is an embedding, then $g: G \rightarrow \mathbb{R}$ is a merge tree. Now suppose that $g: G \rightarrow \mathbb{R}$ is a merge tree.

▷ **Claim 33.** The quotient space $\mathcal{RE}G$ is Hausdorff.

Proof. As the sublevel sets of $g: G \rightarrow \mathbb{R}$ are locally connected, the function $\mathcal{E}g: \mathcal{E}G \rightarrow \mathbb{R}$ has locally connected fibers. By [3, Proposition 2.2] this implies that the fibers of $\mathcal{RE}g: \mathcal{RE}G \rightarrow \mathbb{R}$ are discrete, hence $\mathcal{RE}G$ is Hausdorff. ◀

▷ **Claim 34.** Let $K \subset \mathbb{R} \cap (-\infty, m]$ be a compact subset, then $(\mathcal{RE}g)^{-1}(K)$ is a compact space as well.

Proof. As we have

$$(\mathcal{RE}g)^{-1}(K) = (\mathcal{R} \circ \tilde{\rho})_G((\mathcal{RE}g)^{-1}(K))$$

the subset $(\mathcal{RE}g)^{-1}(K)$ is in the image of the composed map

$$i_G: G \xrightarrow{\kappa_G} \mathcal{E}G \xrightarrow{q_{\mathcal{RE}G}} \mathcal{RE}G$$

by Lemma 26, hence there is a subset $A \subseteq G$ with $(q_{\mathcal{R}\mathcal{E}G} \circ \kappa_G)(A) = (\mathcal{R}\mathcal{E}g)^{-1}(K)$. This in turn implies that $g(A) = (\mathcal{R}\mathcal{E}g)((\mathcal{R}\mathcal{E}g)^{-1}(K)) \subseteq K$, hence $A \subseteq g^{-1}(K)$. As a result we have $(\mathcal{R}\mathcal{E}g)^{-1}(K) \subseteq (q_{\mathcal{R}\mathcal{E}G} \circ \kappa_G)(g^{-1}(K))$. Moreover, as G admits the structure of a CW-complex with the properties from Definition 1 the function $g: G \rightarrow \mathbb{R}$ is proper, hence $g^{-1}(K)$ is compact. Thus, $(q_{\mathcal{R}\mathcal{E}G} \circ \kappa_G)(g^{-1}(K))$ is a compact space as well. Furthermore, $(\mathcal{R}\mathcal{E}g)^{-1}(K)$ is a closed subset of this compact space as both \mathbb{R} and $\mathcal{R}\mathcal{E}G$ are Hausdorff by Claim 33, hence $(\mathcal{R}\mathcal{E}g)^{-1}(K)$ is compact. \triangleleft

▷ Claim 35. Let $t \in \mathbb{R}$ with $m \leq t$, then $(\mathcal{R}\mathcal{E}g)^{-1}[m, t]$ is compact.

Proof. If $m = \infty$, then there is no such number t and thus the claim is valid for obvious reasons in this case. Now suppose $m \in \mathbb{R}$. By the universal property of the product there is a unique continuous map

$$\begin{pmatrix} \text{pr}_G \\ g \end{pmatrix} : (\mathcal{E}g)^{-1}[m, t] \longrightarrow G \times [m, t]$$

making the diagram

$$\begin{array}{ccccc} & & (\mathcal{E}g)^{-1}[m, t] & & \\ & \swarrow \text{pr}_G & \vdots \begin{pmatrix} \text{pr}_G \\ g \end{pmatrix} & \searrow \mathcal{E}g & \\ & G & G \times [m, t] & [m, t] & \\ & \xleftarrow{\text{pr}_G} & & \xrightarrow{\text{pr}_{[m, t]}} & \end{array}$$

commute. Moreover, this map $\begin{pmatrix} \text{pr}_G \\ g \end{pmatrix}$ is a homeomorphism and let $\varphi: G \times [m, t] \rightarrow (\mathcal{E}g)^{-1}[m, t] \subseteq \mathcal{E}G$ be its inverse, then we have the commutative diagram

$$\begin{array}{ccc} & \varphi & \\ G \times [m, t] & \xrightarrow{\quad} & \mathcal{E}G \\ & \searrow \text{pr}_{\mathbb{R}} & \swarrow \mathcal{E}g \\ & \mathbb{R} & \end{array}$$

Now the Reeb graph $\mathcal{R}(G \times [m, t])$ of the projection $\text{pr}_{\mathbb{R}}: G \times [m, t] \rightarrow \mathbb{R}$ is homeomorphic to $[m, t]$ since G is connected and moreover, the image of the induced map $\mathcal{R}\varphi: \mathcal{R}(G \times [m, t]) \rightarrow \mathcal{R}\mathcal{E}G$ and the preimage $(\mathcal{R}\mathcal{E}g)^{-1}[m, t]$ are identical since $\varphi: G \times [m, t] \rightarrow (\mathcal{E}g)^{-1}[m, t]$ is surjective, hence $(\mathcal{R}\mathcal{E}g)^{-1}[m, t]$ is compact. \triangleleft

▷ Claim 36. The function $\mathcal{R}\mathcal{E}g: \mathcal{R}\mathcal{E}G \rightarrow \mathbb{R}$ is proper.

Proof. Let $K \subset \mathbb{R}$ be a compact subset. Then the preimage $(\mathcal{R}\mathcal{E}g)^{-1}(K \cap (-\infty, m])$ is compact by Claim 34. If $m = \infty$ or if $K \subset (-\infty, m]$ this implies the claim. Otherwise let $t := \max K$. By Claim 35 the preimage $(\mathcal{R}\mathcal{E}g)^{-1}[m, t]$ is a compact space as well. Now as \mathbb{R} and $\mathcal{R}\mathcal{E}G$ are both Hausdorff by Claim 33, the preimage $(\mathcal{R}\mathcal{E}g)^{-1}(K)$ is a closed subset of the compact space $(\mathcal{R}\mathcal{E}g)^{-1}(K \cup [m, t])$ and hence $(\mathcal{R}\mathcal{E}g)^{-1}(K)$ is compact. \triangleleft

▷ Claim 37. The quotient space $\mathcal{R}\mathcal{E}G$ is locally compact.

Proof. Since $\mathcal{RE}g: \mathcal{RE}G \rightarrow \mathbb{R}$ is proper by Claim 36 and since \mathbb{R} is locally compact the domain $\mathcal{RE}G$ of $\mathcal{RE}g: \mathcal{RE}G \rightarrow \mathbb{R}$ is locally compact as well. \triangleleft

▷ Claim 38. The composed map

$$i_G: G \xrightarrow{\kappa_G} \mathcal{E}G \xrightarrow{q_{\mathcal{RE}G}} \mathcal{RE}G$$

is proper.

Proof. Suppose $K \subset \mathcal{RE}G$ is compact. Then $(\mathcal{RE}g)(K)$ is a compact space as well. Moreover, since G admits the structure of a CW-complex with the properties from Definition 1, the function $g: G \rightarrow \mathbb{R}$ is proper and thus $g^{-1}((\mathcal{RE}g)(K))$ is compact. Moreover, as $\mathcal{RE}G$ is Hausdorff by Claim 33, the subset $K \subset (\mathcal{RE}g)(K)$ is closed. As a result, $(q_{\mathcal{RE}G} \circ \kappa_G)^{-1}(K)$ is a closed subset of the compact space $g^{-1}((\mathcal{RE}g)(K))$ and hence it is a compact space as well. \triangleleft

▷ Claim 39. The composed map

$$i_G: G \xrightarrow{\kappa_G} \mathcal{E}G \xrightarrow{q_{\mathcal{RE}G}} \mathcal{RE}G$$

is closed.

Proof. By Claim 37 and Claim 33 the quotient space $\mathcal{RE}G$ is a locally compact Hausdorff space. Thus, the composed map

$$i_G: G \xrightarrow{\kappa_G} \mathcal{E}G \xrightarrow{q_{\mathcal{RE}G}} \mathcal{RE}G$$

is a proper map between locally compact Hausdorff spaces by Claim 38. By [5, Proposition 11.5] this implies it is a closed map. \triangleleft

▷ Claim 40. The composed map

$$i_G: G \xrightarrow{\kappa_G} \mathcal{E}G \xrightarrow{q_{\mathcal{RE}G}} \mathcal{RE}G$$

is injective.

Proof. First we fix the structure of a CW-complex on G as in Definition 4. Now let (V, A) be the (possibly infinite) directed graph whose vertices V are the 0-cells of G and where any pair of vertices (x, y) is an edge in A iff there is a 1-cell of G with x as its lower boundary point and y as its upper boundary point. Moreover, let $\nu: G \rightarrow V$ be the map that sends any 0-cell to the corresponding vertex (i.e. itself) and any point in the interior of a 1-cell e to the lower boundary point of e . Now let $t \in \mathbb{R}$ and let $x, y \in g^{-1}(t)$ with $(q_{\mathcal{RE}G} \circ \kappa_G)(x) = (q_{\mathcal{RE}G} \circ \kappa_G)(y)$. We have to show that $x = y$. To this end, let (V_t, A_t) be the full subgraph on $V_t := V \cap g^{-1}(-\infty, t]$. Without loss of generality we assume that $(g \circ \nu)(x) \leq (g \circ \nu)(y)$. Since $(q_{\mathcal{RE}G} \circ \kappa_G)(x) = (q_{\mathcal{RE}G} \circ \kappa_G)(y)$ the points x and y are connected in $g^{-1}(-\infty, t]$. As $g^{-1}(-\infty, t]$ is locally path-connected by Remark 2 this implies there is a path $\tilde{\gamma}: [0, 1] \rightarrow g^{-1}(-\infty, t]$ from $\nu(x)$ to $\nu(y)$. Moreover, as $g^{-1}((g \circ \tilde{\gamma})[0, 1])$ intersects a finite number of cells by Definition 1 there is a minimal path γ in the underlying undirected graph of (V_t, A_t) from $\nu(x)$ to $\nu(y)$. Since $\nu(y)$ is the lower boundary point of at most a single 1-cell not contained in $g^{-1}(-\infty, t]$, the last edge of γ if such exists has y as its second component or *head*. Moreover, as any 0-cell is the lower boundary point of at most a single 1-cell there are no two edges in γ sharing a first component or *tail*. As a result, all

edges in γ are oriented in the direction from $\nu(x)$ to $\nu(y)$. Now as $\nu(x)$ is the lower boundary point of at most a single 1-cell not contained in $g^{-1}(-\infty, t]$, the path γ has no edges, hence $\nu(x) = \nu(y)$. Using once more the property that $\nu(x) = \nu(y)$ is the lower boundary point of at most a single 1-cell we obtain that $x = y$. \triangleleft

By Claim 39 the composed map

$$i_G: G \xrightarrow{\kappa_G} \mathcal{E}G \xrightarrow{q_{\mathcal{R}\mathcal{E}G}} \mathcal{R}\mathcal{E}G$$

is closed and by Claim 40 it is injective, hence it is an embedding. \blacktriangleleft

► **Lemma 30.** *The composed map*

$$G \times [-\delta, \delta] = \mathcal{T}_\delta G \xrightarrow{q_{\mathcal{U}_\delta G}} \mathcal{U}_\delta G \xrightarrow{(\mathcal{R} \circ \kappa^\delta)_G} \mathcal{R} \circ \mathcal{E}G \xrightarrow{\rho_G} G$$

maps $(p, -\delta')$ to p .

Proof. Let $p' \in G$ be the image of $(p, -\delta')$ under the composed map

$$G \times [-\delta, \delta] = \mathcal{T}_\delta G \xrightarrow{q_{\mathcal{U}_\delta G}} \mathcal{U}_\delta G \xrightarrow{(\mathcal{R} \circ \kappa^\delta)_G} \mathcal{R} \circ \mathcal{E}G \xrightarrow{\rho_G} G.$$

We have to show that $p = p'$. As $g: G \rightarrow \mathbb{R}$ is merge tree the composed map

$$i_G: G \xrightarrow{\kappa_G} \mathcal{E}G \xrightarrow{q_{\mathcal{R}\mathcal{E}G}} \mathcal{R}\mathcal{E}G$$

is an embedding. Thus, it suffices to show that p and p' are identified by

$$i_G: G \xrightarrow{\kappa_G} \mathcal{E}G \xrightarrow{q_{\mathcal{R}\mathcal{E}G}} \mathcal{R}\mathcal{E}G.$$

To this end, we consider the commutative diagram

$$\begin{array}{ccccc} \mathcal{T}_\delta G & \xrightarrow{\kappa_G^\delta} & \mathcal{E}G & \xrightarrow{\tilde{\rho}_G} & \mathcal{E}G \\ \downarrow q_{\mathcal{U}_\delta G} & & \downarrow q_{\mathcal{R}\mathcal{E}G} & & \downarrow q_{\mathcal{R}\mathcal{E}G} \\ \mathcal{U}_\delta G & \xrightarrow{(\mathcal{R} \circ \kappa^\delta)_G} & \mathcal{R}\mathcal{E}G & \xrightarrow{(\mathcal{R} \circ \tilde{\rho})_G} & \mathcal{R}\mathcal{E}G \\ & & \downarrow \rho_G & & \uparrow q_{\mathcal{R}\mathcal{E}G} \\ & & G & \xrightarrow{\kappa_G} & \mathcal{E}G. \end{array}$$

Now the descending stair on the left of the diagram maps $(p, -\delta')$ to p' . So we have to show that chasing $(p, -\delta')$ from the upper left corner $\mathcal{T}_\delta G$ to $\mathcal{R}\mathcal{E}G$ at the end of the second line and chasing $p \in G$ from center south to $\mathcal{R}\mathcal{E}G$ at the end of the second line we obtain the same element. Now κ_G^δ maps $(p, -\delta')$ to $(p, \delta - \delta')$ and $\tilde{\rho}_G$ maps $(p, \delta - \delta')$ to $(p, 0)$ by our assumptions on δ' . Furthermore, $(p, 0)$ is mapped to $q_{\mathcal{R}\mathcal{E}G}(p, 0) \in \mathcal{R}\mathcal{E}G$. Moreover, κ_G maps p to $(p, 0)$ that is also mapped to $q_{\mathcal{R}\mathcal{E}G}(p, 0) \in \mathcal{R}\mathcal{E}G$. Thus, $(p, -\delta')$ and p are mapped to the same element in $\mathcal{R}\mathcal{E}G$, hence $p' = p$. \blacktriangleleft

► **Lemma 29.** *The map $(\mathcal{R} \circ \kappa^\delta)_G: \mathcal{U}_\delta G \rightarrow \mathcal{R}\mathcal{E}G$ is injective.*

Proof. Suppose we have $x \neq y \in \mathcal{U}_\delta G$ with $(\mathcal{R} \circ \kappa^\delta)_G(x) = (\mathcal{R} \circ \kappa^\delta)_G(y)$ and let $t := (\mathcal{U}_\delta g)(x) = (\mathcal{U}_\delta g)(y)$. Then $\kappa_G^\delta(x)$ is a closed subset of the fiber $(\mathcal{E}g)^{-1}(t + \delta)$ and hence $(\mathcal{E}g)^{-1}(t + \delta) \setminus \kappa_G^\delta(x)$ is an open subset of the fiber over $t + \delta$. Moreover, since κ_G^δ is injective, $\kappa_G^\delta(y)$ is contained in $(\mathcal{E}g)^{-1}(t + \delta) \setminus \kappa_G^\delta(x)$. As a result, there is a point $\tilde{x} \in g^{-1}(t - \delta)$ with $q_{\mathcal{U}_\delta G}(\tilde{x}, \delta) = x$ since otherwise, $\kappa_G^\delta(x)$ would be open in $(\mathcal{E}g)^{-1}(t + \delta)$ as well in contradiction to $\kappa_G^\delta(x)$ and $\kappa_G^\delta(y)$ being connected in $(\mathcal{E}g)^{-1}(t + \delta)$. Similarly, there is a point $\tilde{y} \in g^{-1}(t - \delta)$ with $q_{\mathcal{U}_\delta G}(\tilde{y}, \delta) = y$. Now \tilde{x} and \tilde{y} are disconnected in $g^{-1}(I_\delta(t))$, since $x \neq y$, and yet they are connected in $g^{-1}((-\infty, t + \delta])$, since $(\mathcal{R} \circ \kappa^\delta)_G(x) = (\mathcal{R} \circ \kappa^\delta)_G(y)$. As a result, \tilde{x} and \tilde{y} are connected in $g^{-1}((-\infty, t - \delta])$. Thus, the composed map

$$i_G: G \xrightarrow{\kappa_G} \mathcal{E}G \xrightarrow{q_{\mathcal{R}\mathcal{E}G}} \mathcal{R}\mathcal{E}G$$

identifies \tilde{x} and \tilde{y} in contradiction to Lemma 27. ◀