

NETWORK DYNAMICS WITH HIGHER-ORDER INTERACTIONS: COUPLED CELL HYPERNETWORKS FOR IDENTICAL CELLS AND SYNCHRONY

MANUELA AGUIAR, CHRISTIAN BICK, AND ANA DIAS

ABSTRACT. Network interactions that are nonlinear in the state of more than two nodes—also known as higher-order interactions—can have a profound impact on the collective network dynamics. Here we develop a coupled cell hypernetwork formalism to elucidate the existence and stability of (cluster) synchronization patterns in network dynamical systems with higher-order interactions. More specifically, we define robust synchrony subspace for coupled cell hypernetworks whose coupling structure is determined by an underlying hypergraph and describe those spaces for general such hypernetworks. Since a hypergraph can be equivalently represented as a bipartite graph between its nodes and hyperedges, we relate the synchrony subspaces of a hypernetwork to balanced colorings of the corresponding incidence digraph.

1. INTRODUCTION

Coupled dynamical processes are ubiquitous in the world and can often be modeled by systems of ordinary differential equations (ODEs). The coupled cell network formalism developed by Golubitsky, Stewart and collaborators [1, 2] and Field [3] captures the network interactions by a directed graph \mathcal{G} to elucidate how the network structure shapes the collective dynamics. More precisely, let $V = \mathbb{R}^d$ for some $d \in \mathbb{N}$ denote the state space of each cell $i \in \{1, \dots, n\}$. In a classical coupled cell system, the evolution state x_i of cell i is determined by an interaction function $f : V^q \rightarrow V$. If, for example,

$$(1.1) \quad \dot{x}_i := \frac{dx_i}{dt} = f(x_i; x_j, x_k, x_l)$$

then $(j, i), (k, i), (l, i)$ are the edges with head i of \mathcal{G} since, for any f , the evolution of cell i depends on the cells j, k, l . The main questions regarding coupled cell networks relate to how the network structure influences the dynamics and bifurcations of the coupled cell system without making specific assumptions on f . By contrast, in many applications the links in the networks have associated numerical values

called *weights* to represent, for example, the strength or the signal of the connection between the nodes associated with the edges. These can be realized as coupled cell networks with *additive input structure*; cf. [4, 5, 6, 7]. Consider the graph \mathcal{G} associated with (1.1) and let $(w_{ij}) \in \mathbb{R}^{n \times n}$ be a weight matrix. For $h : V \rightarrow V$ and $g : V \times V \rightarrow V$, cell i of the corresponding coupled cell network with additive coupling structure evolves according to

$$(1.2) \quad \dot{x}_i := h(x_i) + w_{ij}g(x_i; x_j) + w_{ik}g(x_i; x_k) + w_{il}g(x_i; x_l),$$

where g determines the *pairwise interactions* between cells. In this restricted framework, adding and removing edges is natural by adjusting the corresponding weights. Networks of Kuramoto phase oscillators and pulse coupled systems are examples of coupled cell systems with additive input structure.

Note that the complexity of the interactions differ in traditional coupled cell networks (1.1) and those with additive coupling structure (1.2). While the former allows for generic, nonlinear interactions between all the input nodes through f , additive coupling structure only allows for interactions between pairs of nodes. Recent research has highlighted the dynamical importance of nonpairwise interactions between nodes; cf. [8, 9] for reviews. For example, in networks that describe the competitive interactions between species, one has to take into account how the interaction between two species is modulated by a third species (a triplet interaction) to explain the competition dynamics. Similarly, incorporating nonpairwise interactions in phase oscillator networks exhibits dynamics that would not arise in standard Kuramoto-type equations with pairwise interactions [10, 11].

In this work, we introduce a new class of coupled cell networks—*coupled cell hypernetworks*—whose structure is determined by a (*directed*) *hypergraph*. A hypergraph is a generalization of a graph in which a hyperedge can join any number of nodes, that is, the *directed hyperedges* are from a set of k nodes (cells) to a set of l nodes (cells). This coupling structure captures that the evolution of each of the l cells depends (typically nonlinearly) on an interaction involving a set of k cells. Directed hypergraphs are used to model problems arising in, for example, operations research, computer science and discrete mathematics, to describe relationships between two sets of objects. See for example Ausiello and Laura [12] and references therein. See, also, Johnson *et al.* [13], Kim *et al.* [14] and Johnson [15]. We shall remark that in some literature, as for example in Sorrentino [16], the terminology of hypernetwork is used, not to denote a hypergraph, as in our case here, but to denote a graph that has more than one edge type,

that is, with more than one adjacency matrix. We illustrate our setup in an example.

Example 1.1. Consider the following system of ODEs on $n = 6$ state variables x_i , $i \in \{1, \dots, n\}$:

$$(1.3a) \quad \dot{x}_1 = f(x_1) + Q_2(x_1; x_5, x_2)$$

$$(1.3b) \quad \dot{x}_2 = f(x_2) + Q_1(x_2; x_2)$$

$$(1.3c) \quad \dot{x}_3 = f(x_3) + Q_1(x_3; x_4) + Q_2(x_3; x_4, x_6)$$

$$(1.3d) \quad \dot{x}_4 = f(x_4) + Q_1(x_4; x_2)$$

$$(1.3e) \quad \dot{x}_5 = f(x_5) + Q_2(x_5; x_4, x_6)$$

$$(1.3f) \quad \dot{x}_6 = f(x_6) + Q_2(x_6; x_1, x_2),$$

where $f : V \rightarrow V$, $Q_1 : V^2 \rightarrow V$, $Q_2 : V^3 \rightarrow V$ are smooth functions. Assume that Q_2 is symmetric under permutation of the last two coordinates, that is, $Q_2(y; z, w) = Q_2(y; w, z)$ for all $y, z, w \in V$. We might interpret this system as a coupled cell system with form consistent with a hypergraph \mathcal{H} shown on the left of Figure 1: Each node of the hypergraph represents a cell, and each hyperedge represents an interaction from a cell—or a group of cells—to a cell or a group of cells. The state of cell i is determined by $x_i \in V$ and its evolution by the corresponding differential equation; in the following we write $x = (x_1, \dots, x_n)$ for the state vector. The coupling functions Q_1 and Q_2 determine the influence of one or two cells, respectively, onto another cell along the directed hyperedges.

Now consider subsets of the phase space where cells are *synchronized*, that is, there are distinct cells whose states take the same value; sometimes this is also referred to as *cluster synchronization*. Some synchronization patterns are *robust*, that is, they are dynamically invariant subsets of the phase space for any coupling functions. In our example, consider the set $\{x \mid x_1 = x_6 = x_5, x_2 = x_4\}$, where cells 1, 6, 5 as well as 2, 4 are synchronized. Note that this set is invariant under the flow of the above equations and the dynamics restricted to this space are given by

$$(1.4a) \quad \dot{x}_1 = f(x_1) + Q_2(x_1; x_1, x_2)$$

$$(1.4b) \quad \dot{x}_2 = f(x_2) + Q_1(x_2; x_2)$$

$$(1.4c) \quad \dot{x}_3 = f(x_3) + Q_1(x_3; x_2) + Q_2(x_3; x_1, x_2).$$

These are again dynamical equations that can be interpreted as a coupled cell hypernetwork; one underlying hypergraph is shown in Figure 1 on the right.

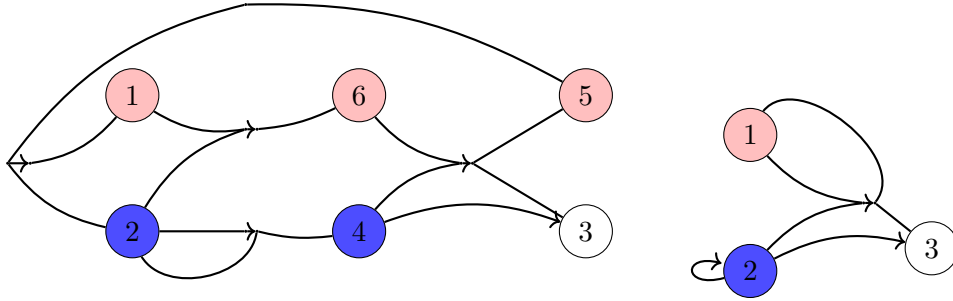


FIGURE 1. Examples of two directed hypergraphs: Nodes (cells) are shown as circles and directed hyperedges as arrows that can have multiple nodes in the tail (lines from multiple nodes leading up to the arrow) and multiple nodes in the head (lines from the arrow to the receiving cells). Assume all hyperedges have weight 1. The shading of the nodes/cells corresponds to the synchrony pattern described in Example 1.1.

This illustrates some of the main questions we will address here: Given a set of dynamical equations, such as (1.3), what is the underlying hypergraph? Given a hypergraph \mathcal{H} and an associated coupled cell hypernetwork, how can we identify the robust synchrony subspaces? Given a robust synchrony subspace, how can we describe the dynamics on the robust synchrony subspace as a coupled cell hypernetwork and how does this relate to the original hypergraph \mathcal{H} ? \diamond

The main contribution of this paper is to develop the framework of coupled cell hypernetworks and apply this framework to analyze the existence and stability of synchrony in hypernetwork dynamical systems. While the dynamical equations are similar to those in [17, 18, 19], we explicitly discuss the role of the interaction functions Q_k . Placed within the language of coupled cell networks, our approach allows to use the general ideas developed in [7] for the analysis of network dynamical systems with higher-order interactions. Specifically, the manuscript is organized as follows. Section 2 reviews some definitions and notation on directed weighted hypergraphs. The coupled cell hypernetwork formalism for coupled differential equations is introduced in Section 3. In Section 4 we define robust synchrony subspace for hypernetworks, describe those spaces for general hypernetworks and we relate them to the balanced colorings of the corresponding incidence digraph. In Section 5 we discuss a class of hypernetworks where we can relate stability of equilibria taking into account the nonpairwise interactions. We see

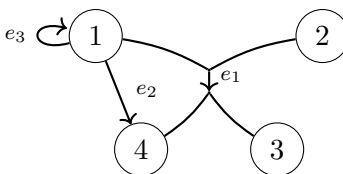


FIGURE 2. A directed hypergraph with four nodes and three hyperedges labeled by e_1, e_2, e_3 .

already for this class of examples that the nonpairwise terms cannot be disregarded. We finish with Section 6 discussing the main points presented in this work and some questions that arise naturally.

2. PRELIMINARIES ON DIRECTED HYPERGRAPHS

In this section, we recall some notation and definitions on directed hypergraphs; see, for example, [20]. An hypergraph is a generalization of a graph where the graph edges are replaced by hyperedges that can join any number of nodes. In contrast to traditional directed hypergraphs, we allow for the tails to be multisets, i.e., a set that can contain an element more than once. Let $\#A$ denote the cardinality of a (multi)set A .

Definition 2.1. A *directed hypergraph* $\mathcal{H} = (C, E)$ consists of a (finite) set of *nodes* C and a set of *directed hyperedges* E . A *directed hyperedge* e is a pair $(T(e), H(e))$, where the *tail* $T(e)$ of e is a multiset of elements of C and the *head* $H(e)$ of e is a subset of C ; we assume that both $T(e)$ and $H(e)$ are nonempty. \diamond

Note that, a directed hypergraph where any hyperedge e satisfies the conditions $\#T(e) = \#H(e) = 1$ is a standard *directed graph*.

In the above definition of directed hypergraph, we do not exclude the situation of having hyperedges e where the tail multiset $T(e)$ has repetition of nodes. This fact is due to the association of hypergraphs with coupled cell hypernetworks and it will be clarified in Section 3.

If $\mathcal{H} = (C, E)$ is a hypergraph, we also write $C(\mathcal{H}) = C$ or $E(\mathcal{H}) = E$ to denote the set of nodes and hyperedges, respectively.

Example 2.2. The directed hypergraph $\mathcal{H} = (C, E)$ in Figure 2 has node set $C = \{1, 2, 3, 4\}$ and hyperedge set

$$E = \{e_1 = (\{1, 2\}, \{3, 4\}), e_2 = (\{1\}, \{4\}), e_3 = (\{1\}, \{1\})\}.$$

\diamond

Definition 2.3. Consider a directed hypergraph $\mathcal{H} = (C, E)$ with set of n nodes $C = \{1, \dots, n\}$ and set of m directed hyperedges $E = \{e_1, \dots, e_m\}$. Let $w : E \rightarrow \mathbb{R}$ be the weight function that associates a weight w_j to each hyperedge e_j , $j = 1, \dots, m$. The *weight matrix* $W \in \mathbb{R}^{n \times m}$ of \mathcal{H} is the $n \times m$ matrix, where the ij th entry is the weight w_j of the hyperedge e_j if node i belongs to the head of the directed hyperedge e_j , and 0 otherwise. A *weighted directed hypergraph* (\mathcal{H}, W) consists of \mathcal{H} and a weight matrix W . \diamond

Note that the definition of weight matrix of a directed hypergraph is distinct from that of the weighted adjacency matrix of a standard n -node directed graph, which is the $n \times n$ matrix, where the ij th entry is the weight w_{ij} of the directed edge from node j to node i if there is a directed edge from j directed to node i , and 0 otherwise.

Example 2.4. Consider the weighted directed graph \mathcal{G} with nodes $C(\mathcal{G}) = \{1, 2, 3, 4\}$ and edges

$$E(\mathcal{G}) = \{(\{1\}, \{3\}), (\{1\}, \{4\}), (\{2\}, \{3\}), (\{2\}, \{4\})\}$$

on the left of Figure 3. The weighted adjacency matrix of the graph \mathcal{G} is:

$$\begin{bmatrix} 0 & 0 & 0 & 0 \\ 0 & 0 & 0 & 0 \\ a & b & 0 & 0 \\ c & d & 0 & 0 \end{bmatrix}.$$

Consider now the weighted directed hypergraph on the right of Figure 3 with two hyperedges: $e_1 = (\{1, 2\}, \{3\})$ and $e_2 = (\{1, 2\}, \{4\})$. The corresponding weight matrix is:

$$\begin{bmatrix} 0 & 0 \\ 0 & 0 \\ a + b & 0 \\ 0 & c + d \end{bmatrix}.$$

\diamond

To every directed hypergraph \mathcal{H} can be associated a bipartite digraph $\mathcal{D}_{\mathcal{H}}$, called the *incidence digraph*, *Levi digraph*, or *König digraph* of \mathcal{H} , whose nodes are the nodes and the hyperedges of \mathcal{H} ; see, for example, [21]. Here, we generalize this concept to weighted directed hypergraphs (where the tails of the hyperedges can be multisets).

Definition 2.5. Consider a weighted directed hypergraph (\mathcal{H}, W) with the set of n nodes $C = \{1, \dots, n\}$ and a set of m directed hyperedges $E = \{e_1, \dots, e_m\}$. Let m_i^j be the multiplicity of the node i in the

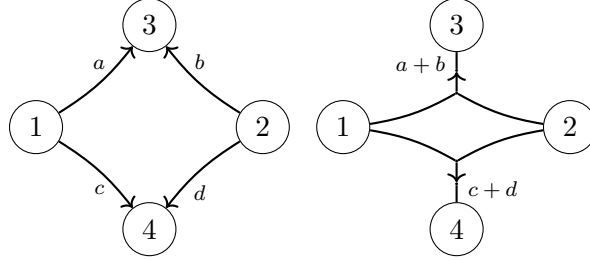


FIGURE 3. (Left) A weighted directed graph with four nodes and four edges. (Right) A weighted directed hypergraph with four nodes and two hyperedges.

tail multiset $T(e_j)$. The *weighted incidence digraph* $\mathcal{D}_{\mathcal{H}}$ of \mathcal{H} is the weighted bipartite digraph with node set $C \cup E$ and edges such that: there is a directed edge from node i to the hyperedge e_j with weight m_i^j if and only if $i \in T(e_j)$; there is a directed edge with weight w_j from the hyperedge e_j to the node i if and only if $i \in H(e_j)$. \diamond

The adjacency matrix $A_{\mathcal{D}_{\mathcal{H}}}$ of the weighted incidence digraph $\mathcal{D}_{\mathcal{H}}$ associated with a weighted directed hypergraph \mathcal{H} has the block structure

$$A_{\mathcal{D}_{\mathcal{H}}} = \left[\begin{array}{c|c} 0_{n \times n} & W \\ \hline T & 0_{m \times m} \end{array} \right],$$

where $W \in M_{n \times m}(\mathbb{R})$ is the weight matrix for \mathcal{H} and the matrix $T \in M_{m \times n}(\mathbb{R})$ describes the multiplicities of the nodes in the tail multisets of the hyperedges of \mathcal{H} .

Example 2.6. Consider the directed hypergraph $\mathcal{H} = (C, E)$ on the left in Figure 1. Thus $C = \{1, \dots, 6\}$ and

$$\begin{aligned} e_1 &= (\{2, 5\}, \{1\}), & e_2 &= (\{2\}, \{2, 4\}), & e_3 &= (\{1, 2\}, \{6\}), \\ e_4 &= (\{4, 6\}, \{3, 5\}), & e_5 &= (\{4\}, \{3\}). \end{aligned}$$

The incidence digraph $\mathcal{D}_{\mathcal{H}}$ is represented in Figure 4 and its adjacency matrix is given by

$$A_{\mathcal{D}_{\mathcal{H}}} = \left[\begin{array}{c|c} 0_{6 \times 6} & W \\ \hline T & 0_{5 \times 5} \end{array} \right]$$

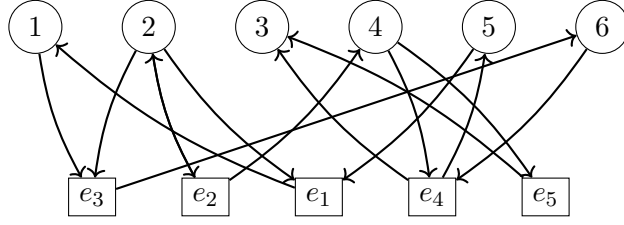


FIGURE 4. The incidence digraph $\mathcal{D}_{\mathcal{H}}$ associated with the directed hypergraph in Figure 1 (left).

with

$$W = \begin{bmatrix} 1 & 0 & 0 & 0 & 0 \\ 0 & 1 & 0 & 0 & 0 \\ 0 & 0 & 0 & 1 & 1 \\ 0 & 1 & 0 & 0 & 0 \\ 0 & 0 & 0 & 1 & 0 \\ 0 & 0 & 1 & 0 & 0 \end{bmatrix} \quad \text{and} \quad T = \begin{bmatrix} 0 & 1 & 0 & 0 & 1 & 0 \\ 0 & 1 & 0 & 0 & 0 & 0 \\ 1 & 1 & 0 & 0 & 0 & 0 \\ 0 & 0 & 0 & 1 & 0 & 1 \\ 0 & 0 & 0 & 1 & 0 & 0 \end{bmatrix}.$$

◇

The *forward star* and the *backward star* of a node v are the sets of hyperedges defined by $\text{FS}(v) = \{e \mid v \in T(e)\}$ and $\text{BS}(v) = \{e \mid v \in H(e)\}$, respectively.

Remark 2.7. Note that, in network theory, the *input set* of a node in a directed network corresponds to the backward star of the node. ◇

We can define paths and connectivity in hypergraphs. A *directed path* of length q between the nodes v_1 and v_{q+1} is a sequence of nodes, v_1, v_2, \dots, v_{q+1} , and directed hyperedges, e_1, e_2, \dots, e_q , where

$$v_1 \in T(e_1), \quad v_{q+1} \in \mathcal{H}(e_q), \quad \text{and} \quad v_j \in \mathcal{H}(e_{j-1}) \cap T(e_j) \quad \text{for } j = 2, \dots, q.$$

The nodes v_1 and v_{q+1} are said to be *connected*. An hypergraph is (*weakly*) *connected* if every pair of nodes in the hypergraph is connected by a path replacing all of its directed hyperedges with undirected hyperedges.

In the following we assume that all hypergraphs have nonempty node and hyperedge sets and are connected.

3. COUPLED CELL HYPERNETWORK FORMALISM

Weighted directed hypergraphs provide the backbone for the coupled cell hypernetwork formalism that we develop in this work. A *hypernetwork* is a weighted directed hypergraph, where each node $i \in \mathcal{C}$ comes with a phase space $V = \mathbb{R}^{d(i)}$ and internal dynamics $f_i : V \rightarrow V$ —we

refer to a node with a phase space and internal dynamics as a *cell*. For simplicity, we assume that all cells are identical, i.e., $V = \mathbb{R}^d$ and $f_i = f$ for all i . Thus, we will use the same symbol for each node/cell in a graphical representation of the network. In slight abuse of notation and terminology, we write (\mathcal{H}, W) for the hypernetwork, i.e., the weighted, directed hypergraph together with the data on the phase space, and use the words node/cell interchangeably.

3.1. Coupled cell hypernetworks. Fix a hypergraph $\mathcal{H} = (C, E)$ with nodes C and hyperedges E ; in the following all hypergraphs have the same set of nodes C . Recall that the backward star of a cell c is denoted by $\text{BS}(c)$. For cell c let

$$\text{BS}_k(c) = \{e \in \text{BS}(c) \mid \#T(e) = k\}$$

denote the set of hyperedges whose tail has cardinality k and let

$$\text{B}(c) = \{k \mid \exists e \in \text{BS}(c) \text{ such that } \#T(e) = k\} = \{k \mid \text{BS}_k(c) \neq \emptyset\}$$

be the possible cardinalities. This yields a partition of the backward star since

$$\bigcup_{k \in \text{B}(c)} \text{BS}_k(c) = \text{BS}(c).$$

Finally, write

$$(3.5) \quad \text{B}(\mathcal{H}) = \bigcup_{c \in C} \text{B}(c) = \{k \mid \exists e \in E \text{ such that } \#T(e) = k\}.$$

Example 3.1. Recall the hypergraph \mathcal{H} on the right of Figure 1. We have that

$$\text{B}(1) = \{2\}, \quad \text{B}(2) = \{1\}, \quad \text{B}(3) = \{1, 2\} \quad \text{and} \quad \text{B}(\mathcal{H}) = \{1, 2\}.$$

◇

We will now define a set of dynamical equations that is compatible with the hypergraph \mathcal{H} . For an hyperedge $e \in E$ with weight w_e we let k denote the cardinality $\#T(e)$. The evolution of cell $i \in H(e)$ will be determined by a smooth *coupling function* $Q_k : V^{k+1} \rightarrow V$ such that the evolution of cell i depends on x_i and on the k variables x_j with $j \in T(e)$. More precisely, for a hyperedge e with tail $T(e)$ of cardinality $\#T(e) = k$, let $x_{T(e)}$ denote the k variables in the tail and write $Q_k(x_i; x_{T(e)})$. We assume that Q_k is invariant under permutation in the last k variables, the entries of $x_{T(e)}$. Note that this implies that each hyperedge e' with $\#T(e') = k$ is of the same type: The interactions are governed by the same coupling function. At the same time, the strength of the interaction may be different since w_e may be different from $w_{e'}$.

Definition 3.2 (Admissibility). A family $Q = (Q_k)$, $k \in \mathbb{N}$, of coupling functions as above is *admissible* for the hypernetwork (\mathcal{H}, W) if $Q_k \neq 0$ for $k \in B(\mathcal{H})$ and $Q_k = 0$ otherwise. The collection of admissible family of coupling functions Q define the *admissible cell vector fields*

$$(3.6) \quad F_i(x) = f(x_i) + \sum_{k \in B(i)} \sum_{e \in BS_k(i)} w_e Q_k(x_i; x_{T(e)})$$

for $i \in C$. ◇

Definition 3.3. Every admissible family of coupling functions Q for the hypernetwork (\mathcal{H}, W) and corresponding cell vector fields F_i defines a *coupled cell system* where the state x_i of cell $i \in C$ evolves according to

$$\dot{x}_i = F_i(x).$$

For convenience, we typically identify the dynamical system and the cell vector fields that define it. ◇

Example 3.4. Consider the hypergraph \mathcal{H} on the right of Figure 1. For a collection of admissible family of coupling functions Q_1, Q_2 , we have that the admissible cell vector fields are given by

$$\begin{aligned} \dot{x}_1 &= f(x_1) + Q_2(x_1; x_1, x_2) \\ \dot{x}_2 &= f(x_2) + Q_1(x_2; x_2) \\ \dot{x}_3 &= f(x_3) + Q_1(x_3; x_2) + Q_2(x_3; x_1, x_2). \end{aligned}$$

◇

From this perspective, a coupled cell hypernetwork characterizes a set of admissible coupling functions and admissible vector fields. However, distinct hypernetworks can have the same set of admissible coupling functions and even the same set of admissible vector fields.

Example 3.5. Consider the hypernetwork defined by the hypergraph on the left of Figure 5. For a collection of admissible family of coupling functions Q_1, Q_2 , we have that the admissible cell vector fields are given by

$$\begin{aligned} \dot{x}_1 &= f(x_1) + Q_2(x_1; x_1, x_2) \\ \dot{x}_2 &= f(x_2) + Q_1(x_2; x_3) \\ \dot{x}_3 &= f(x_3) + Q_1(x_3; x_2) + Q_2(x_3; x_1, x_2). \end{aligned}$$

Note that the directed hypergraph on the right of Figure 1 and the one on the left of Figure 5 are distinct. Nevertheless, they have the same set of admissible functions, although they do not have the same set of admissible vector fields. ◇

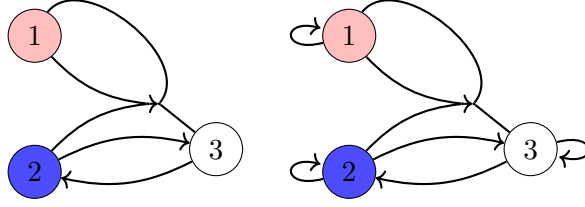


FIGURE 5. Two distinct directed hypernetworks with the same admissible vector fields. Assume all hyperedges have weight 1.

Example 3.6. Consider the hypernetwork defined by the hypergraph on the right of Figure 5. For a collection of admissible family of coupling functions Q_1, Q_2 , we have that the admissible cell vector fields are given by

$$\begin{aligned}\dot{x}_1 &= f(x_1) + Q_1(x_1; x_1) + Q_2(x_1; x_1, x_2) \\ \dot{x}_2 &= f(x_2) + Q_1(x_2; x_2) + Q_1(x_2; x_3) \\ \dot{x}_3 &= f(x_3) + Q_1(x_3; x_3) + Q_1(x_3; x_2) + Q_2(x_3; x_1, x_2).\end{aligned}$$

Observe that the two distinct directed hypernetworks of Figure 5 have the same set of admissible coupling functions and vector fields. \diamond

Example 3.7. Consider the hypernetworks (\mathcal{H}, W_1) (left) and (\mathcal{H}, W_2) (right) of Figure 6. Thus, the same hypergraph \mathcal{H} and different weighted adjacency matrices and, thus, different admissible vector fields. In fact, for an admissible coupling function Q_1 , we have that the admissible cell vector fields for (\mathcal{H}, W_1) are given by

$$\begin{aligned}\dot{x}_1 &= f(x_1), \\ \dot{x}_2 &= f(x_2) + Q_1(x_2; x_1) + Q_1(x_2; x_3), \\ \dot{x}_3 &= f(x_3) + Q_1(x_3; x_1) + Q_1(x_3; x_2);\end{aligned}$$

and the admissible cell vector fields for (\mathcal{H}, W_2) are given by

$$\begin{aligned}\dot{x}_1 &= f(x_1), \\ \dot{x}_2 &= f(x_2) + Q_1(x_2; x_1) + Q_1(x_2; x_3), \\ \dot{x}_3 &= f(x_3) + Q_1(x_3; x_1) + 3Q_1(x_3; x_2);\end{aligned}$$

Thus, we see that (\mathcal{H}, W_1) and (\mathcal{H}, W_2) have distinct set of admissible vector fields. \diamond

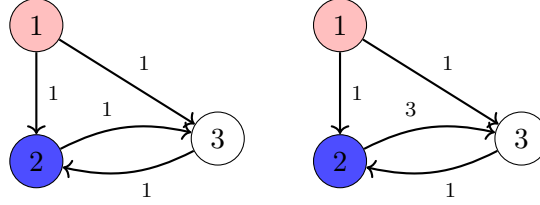


FIGURE 6. A directed hypergraph with different weighted adjacency matrices (and different admissible vector fields).

Definition 3.8. Two hypernetworks (\mathcal{H}_1, W_1) and (\mathcal{H}_2, W_2) with identical cells (i.e., the nodes, their phase space, and internal dynamics) are *identical as coupled cell systems* if they have the same set of admissible cell vector fields. Two hypernetworks (\mathcal{H}_1, W_1) and (\mathcal{H}_2, W_2) with identical cells are *equivalent as coupled cell systems* if they are identical up to a permutation of the cells. \diamond

Example 3.9. The two directed, weighted hypergraphs in Figure 5 are identical (and equivalent) as coupled cell hypernetworks as outlined in Examples 3.5 and 3.6. \diamond

Example 3.10. The two hypernetworks defined by the hypergraphs in Figure 7 are identical (equivalent) as coupled cell hypernetworks. For an admissible coupling function Q_2 , we have that for both coupled cell hypernetworks, the admissible cell vector fields are given by

$$\begin{aligned}\dot{x}_1 &= f(x_1) \\ \dot{x}_2 &= f(x_2) \\ \dot{x}_3 &= f(x_3) + Q_2(x_3; x_1, x_2) \\ \dot{x}_4 &= f(x_4) + Q_2(x_3; x_1, x_2)\end{aligned}$$

\diamond

Example 3.11. The two hypernetworks in Figure 8 are not equivalent as coupled cell hypernetworks. For an admissible coupling function Q_2 , we have that the admissible cell vector fields for the hypergraph on the left are given by

$$\begin{aligned}\dot{x}_1 &= f(x_1) \\ \dot{x}_2 &= f(x_2) \\ \dot{x}_3 &= f(x_3) + Q_2(x_3; x_1, x_2)\end{aligned}$$

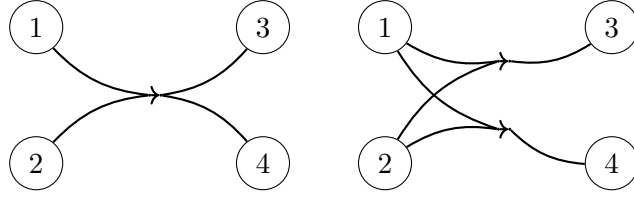


FIGURE 7. Two identical (equivalent) coupled cell hypernetworks corresponding to two distinct weighted directed hypergraphs. Here, we are assuming all hyperedges with weight 1.

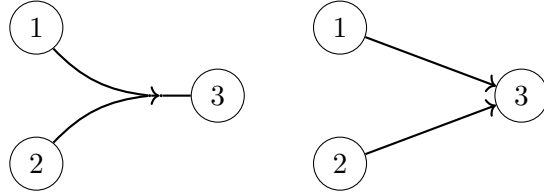


FIGURE 8. Two distinct directed hypernetworks. Assume all hyperedges have weight 1. For any choice of cell phase spaces, the set of admissible vector fields for the hypernetwork on the right is strictly contained at the set of admissible vector fields for the hypernetwork on the left.

where Q_2 is invariant under permutation of the last two coordinates. For an admissible coupling function Q_1 , we have that the admissible cell vector fields for the hypergraph on the right are given by

$$\begin{aligned} \dot{x}_1 &= f(x_1) \\ \dot{x}_2 &= f(x_2) \\ \dot{x}_3 &= f(x_3) + Q_1(x_3; x_1) + Q_1(x_3; x_2). \end{aligned}$$

Note that the function $Q_1(x_3; x_1) + Q_1(x_3; x_2)$ is a particular case of $Q_2(x_3; x_1, x_2)$. That is, fixing the same cell phase spaces for the two hypergraphs, we have that the set of admissible cell vector fields for the hypergraph on the right is strictly contained in the set of admissible cell vector fields for the hypergraph on the left. \diamond

Lemma 3.12. *A weighted directed hypergraph (\mathcal{H}, W) is equivalent as a coupled cell hypernetwork to a weighted directed hypergraph (\mathcal{H}', W') such that the head $H(e)$ of any hyperedge $e \in E(\mathcal{H}')$ has cardinality 1.*

Proof. Replace any hyperedge $e \in E(\mathcal{H})$ with head set $H(e) = \{v_1, \dots, v_k\}$ where $k > 1$, and weight w_e by k hyperedges $e_j = (T(e), \{v_j\})$, for $j = 1, \dots, k$, each with weight $w_{e_j} = w_e$. The set of admissible coupling functions and vector fields remain unchanged since they only depend on the tail of any hyperedge. \square

3.2. Hyperedge-Maximality, hyperedge-minimality, and symmetries. In the previous section, we characterized a hypernetwork based on its set of admissible coupling functions/vector fields. In this section, we will now change perspective and focus on a specific choice of coupling function. Indeed, for a specific choice of coupling functions, we obtain a specific vector field.

Definition 3.13. A hypernetwork (\mathcal{H}, W) and an admissible family of coupling functions $Q = (Q_1, Q_2, \dots)$ defines a *hypernetwork coupling* (\mathcal{H}, W, Q) with associated cell vector field F as in (3.6). \diamond

Conversely, we can assign a hypernetwork coupling to a dynamical system.

Definition 3.14. A network dynamical system determined by $x_i \in V$, $i \in C$, evolving according to

$$(3.7) \quad \dot{x}_i = X_i(x)$$

is a *coupled cell system for a hypernetwork coupling* (\mathcal{H}, W, Q) if $X_i = F_i$ for an admissible cell vector field F_i with respect to (\mathcal{H}, W, Q) as defined in (3.6). \diamond

Note that the assignment of a hypernetwork coupling to a dynamical system is not unique since the hypergraph and coupling function go hand in hand. Lemma 3.12 already indicated that even on the level of admissible vector fields, there are different hypergraphs that give rise to the same set of admissible coupling functions/vector fields. See Example 3.10 and Figure 7.

Definition 3.15. Two hypernetwork couplings (\mathcal{H}, W, Q) , (\mathcal{H}', W', Q') are *identical* if the induced coupled cell system is the same, that is, the corresponding cell vector fields F, F' satisfy $F = F'$. Two hypernetwork couplings (\mathcal{H}, W, Q) , (\mathcal{H}', W', Q') are *equivalent* if they are identical up to a permutation of the cells. \diamond

Example 3.16. Consider the hypernetwork couplings (\mathcal{H}, W, Q) with

$$\begin{aligned} E(\mathcal{H}) &= \{(\{1, \dots, N\}, \{1, \dots, N\})\}, \\ W &= (1), \end{aligned}$$

$$Q_N(x_i; x_1, \dots, x_N) = \prod_{j=1}^N x_j + \sum_{j=1}^N x_j,$$

and (\mathcal{H}', W', Q') with

$$E(\mathcal{H}') = E(\mathcal{H}) \cup \{(\{1\}, \{1, \dots, N\}), \dots, (\{N\}, \{1, \dots, N\})\},$$

$$W' = (1, 1, \dots, 1),$$

$$Q'_N(x_i; x_1, \dots, x_N) = \prod_{j=1}^N x_j \text{ and } Q'_1(x_i; x_1) = x_1.$$

These hypernetwork couplings are identical. \diamond

This implies that we can get equivalent hypernetwork couplings by splitting, or conversely combining hyperedges.

Definition 3.17. Suppose that (\mathcal{H}, W, Q) is a hypernetwork coupling and let $e \in E(\mathcal{H})$ be an hyperedge. The hypernetwork coupling (\mathcal{H}', W', Q') arises by *splitting the hyperedge e into hyperedges e'_1, \dots, e'_k* if (\mathcal{H}, W, Q) and (\mathcal{H}', W', Q') are identical and $E(\mathcal{H}') = (E(\mathcal{H}) \setminus \{e\}) \cup \{e'_1, \dots, e'_k\}$. Conversely, (\mathcal{H}, W, Q) arises from (\mathcal{H}', W', Q') by *combining the hyperedges e'_1, \dots, e'_k* . \diamond

The hypernetwork couplings in Example 3.16 can be obtained by splitting/combining hyperedges.

Note that we do not require e to be distinct from e'_1, \dots, e'_k , we do not require $\{e'_1, \dots, e'_k\}$ to be disjoint from $E(\mathcal{H})$, nor do we necessarily have $Q \neq Q'$. If $Q = Q'$ then the splitting/combining an hyperedge is *purely structural*.

Definition 3.18. Given an hypernetwork (\mathcal{H}, W) we define the following *purely structural hyperedge operations*:

- (1) Any hyperedge $e \in E(\mathcal{H})$ with weight w_e and head $H(e) = \{v_1, \dots, v_r\}$ can be split into r hyperedges $e_l = (t, \{v_l\})$, $l = 1, \dots, r$ each with weight w_e ;
- (2) More generally, any hyperedge $e \in E(\mathcal{H})$ with weight w_e and head $H(e) = H_1 \cup \dots \cup H_r$, with $H_i \neq \emptyset$ and $H_i \cap H_j = \emptyset$, for $i \neq j$, can be split into r hyperedges $e_l = (T, H_l)$, $l = 1, \dots, r$ each with weight w_e ;
- (3) Conversely, two hyperedges e_1, e_2 with $T(e_1) = T(e_2)$ can be combined into a single hyperedge if their heads are disjoint, $H(e_1) \cap H(e_2) = \emptyset$, and they have the same weight.

\diamond

The following property is immediate:

Lemma 3.19. *Let (\mathcal{H}, W) and (\mathcal{H}', W') be two hypernetworks such that (\mathcal{H}', W') is obtained from (\mathcal{H}, W) by one (or more) purely structural splitting/combining hyperedge operations. Then the hypernetworks are identical as coupled cell systems. Moreover, for every family of admissible coupling functions Q , the hypergraph couplings (\mathcal{H}, W, Q) and (\mathcal{H}', W', Q) are identical.*

Splitting an hyperedge does not necessarily increase the number of hyperedges. Indeed, if $\{e'_1, \dots, e'_k\} \subset E(\mathcal{H})$ then the hyperedge e is *redundant* and splitting the hyperedge decreases the overall number of hyperedges.

Example 3.20. Let $e = (\{1, \dots, N\}, \{1, \dots, N\})$. Consider (\mathcal{H}, W, Q) with

$$E(\mathcal{H}) = \{e, (\{1\}, \{1, \dots, N\}), \dots, (\{N\}, \{1, \dots, N\})\}$$

and $Q_N(x_i; x_1, \dots, x_N) = \sum_{j=1}^N x_j$ and $Q_1(x_i; x_1) = x_1$. Then the hyperedge e is redundant. Note that redundancy here depends on the specific form of the coupling functions. \diamond

To any arbitrary hypernetwork coupling we can associate a maximal and minimal dynamically equivalent hypernetwork coupling.

Definition 3.21. A hypernetwork coupling (\mathcal{H}, W, Q) is *hyperedge-maximal* if no hyperedge can be split to obtain an equivalent hypergraph coupling. Conversely, a hypernetwork coupling is *hyperedge-minimal* if no hyperedges can be joined to obtain an equivalent hypergraph coupling structure. \diamond

Note that without further assumptions, neither hyperedge-minimal nor -maximal associated hypernetwork couplings need to be unique: For example, if a hypernetwork coupling has an associated minimal hypernetwork coupling that has a single hyperedge e with weight w_e then we get an infinite family of minimal hypernetwork couplings for $w'_e = aw_e$ and $Q'_e = a^{-1}Q_e$, $a \in \mathbb{R} \setminus \{0\}$.

Definition 3.22. A hypernetwork coupling (\mathcal{H}, W, Q) is *proper* if all its associated hyperedge-maximal hypernetwork couplings contain at least one hyperedge that is not an edge of a graph, i.e., an edge that is not of the form $e = (\{t\}, \{h\})$ with $t, h \in C(\mathcal{H})$. \diamond

Example 3.23. The coupled cell system defined in Example 3.20 is not proper: An associated hyperedge-maximal hypernetwork coupling has edges

$$E(\mathcal{H}) = \{(\{1\}, \{1\}), (\{1\}, \{2\}), \dots, (\{N\}, \{N-1\}), (\{N\}, \{N\})\}$$

and $Q_1(x_i; x_1) = x_1$. However, if Q_N is substituted with Q'_N defined by $Q'_N(x_i; x_1, \dots, x_N) = x_1 \cdots x_N$ then any associated maximal coupling structure must have $(\{1, \dots, N\}, \{i\}) \in E(\mathcal{H})$, $i = 1, \dots, N$ and thus yields a proper coupled cell hypernetwork. \diamond

Note that we can always split hyperedges whose heads have cardinality greater than one. The following is an immediate consequence of Lemma 3.12:

Lemma 3.24. *Consider a coupled cell system with associated maximal hypernetwork coupling (\mathcal{H}, W, Q) . If $(t, h) \in E(\mathcal{H})$ then $\#h = 1$.*

We now explore some straightforward consequences of equivalent hypernetwork couplings and how they relate to the symmetry of the coupled cell hypernetworks they define. Let \mathbf{S}_N denote the symmetric group of N elements that acts by permuting the node indices.

Proposition 3.25. *Write $e = (\{1, \dots, N\}, \{1, \dots, N\})$ and consider a coupled cell system. If an associated hyperedge-minimal hypernetwork coupling (\mathcal{H}, W, Q) has exactly one edge e , i.e., $E(\mathcal{H}) = \{e\}$, then the coupled cell hypernetwork is \mathbf{S}_N -equivariant.*

Proof. The existence of a minimal hypernetwork coupling (\mathcal{H}, W, Q) with $E(\mathcal{H}) = \{e\}$ implies that

$$(3.8) \quad \dot{x}_i = f(x_i) + w_e Q_N(x_i; x_1, \dots, x_N) \quad (i \in C),$$

all cells are globally and identically coupled. These equations are \mathbf{S}_N -equivariant. \square

More generally we can make the following statement.

Proposition 3.26. *Consider a coupled cell system. Suppose that there is an associated hypernetwork coupling (\mathcal{H}, W, Q) and a set $A \subset C(\mathcal{H})$ of cells such that for any edge $(t, h) \in E(\mathcal{H})$ we have (a) if $a \in h \cap A$ then $A \subset h$ or (b) if $a \in t \cap A$ then $A \subset t$. Then the coupled cell system is \mathbf{S}_k -equivariant where $k = \#A$ and \mathbf{S}_k acts by permuting the vertices in A .*

Proof. By definition of a coupled cell system, Property (a) ensures that any node in A receives the same input. At the same time, Property (b) ensures that the input of any node depends in the same way on all nodes contained in A consequently, permuting nodes with indices in A does not affect the dynamical equations which proves \mathbf{S}_k -equivariance. \square

Of course Proposition 3.25 is a special case of the previous statement with $A = C(\mathcal{H})$.

4. SYNCHRONY IN COUPLED CELL HYPERNETWORKS

Synchrony and synchrony patterns—where different nodes in the network evolve identically—is an essential collective phenomenon in network dynamical systems. Given a hypernetwork, what are the possible synchrony patterns for any admissible vector field? In the following we describe the synchrony patterns of a coupled cell hypernetwork and their associated balanced relations and quotient hypernetworks.

4.1. Input sets. As a first step, we generalize the concept of input equivalence relation for networks to the hypernetworks. For standard n -node directed graphs, Definition 3.2 of [1] introduces the concept of input equivalence of nodes. Roughly, two nodes c and c' are said to be *input equivalent* when besides the number of directed edges to c and c' is the same there is also a bijection between those sets of directed edges which preserves the edge types.

Definition 4.1. Consider a weighted directed hypernetwork with set of nodes C , set of hyperedges E and weight matrix W . Recall from Section 3.1 that $B(c)$ denotes the cardinalities of the hyperedges adjacent to $c \in C$. Define the *input equivalence relation* \sim_I on C in the following way:

- (i) Cells with empty backward star are input equivalent, as we are assuming all cells are identical.
- (ii) Two cells $c, c' \in C$ with nonempty backward star are input equivalent if and only if
 - (a) $B(c) = B(c')$;
 - (b) For all $k \in B(c)$ we have $\sum_{e \in BS_k(c)} w_e = \sum_{e \in BS_k(c')} w_e$, where w_e denotes the weight of the hyperedge e .

◇

In the above definition for two cells to be input equivalent, condition (iia) imposes that the sets of all cardinalities of the tail sets of the hyperedges of both cells must coincide. Moreover, condition (iib) says that, for a fixed cardinality of the tail set of a hyperedge of a cell, the summation of the weights of all the edges with the same tail set cardinality must coincide for both cells.

Example 4.2. (i) Consider the directed hypernetwork in Figure 2. We have that $\sim_I = \{\{1\}, \{2\}, \{3\}, \{4\}\}$. Note that $BS(1) = \{e_3\}$, $BS(2) = \emptyset$, $BS(3) = \{e_1\}$ and $BS(4) = \{e_1, e_2\}$ where $\#T(e_1) = 2$ and $\#T(e_2) = \#T(e_3) = 1$.

(ii) Consider the weighted directed hypernetwork on the right of Figure 3 and the directed network on the left. If $a + b = c + d$, then

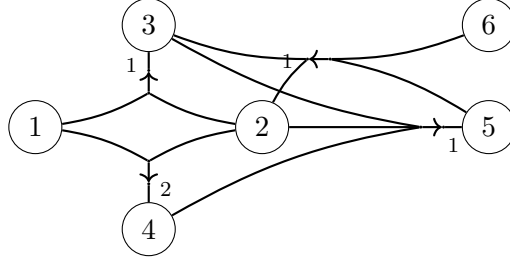


FIGURE 9. A weighted directed graph with six nodes.

$\sim_I = \{\{1, 2\}, \{3, 4\}\}$ for both.

(iii) Consider the weighted directed hypernetwork in Figure 9 with hyperedges

$$\begin{aligned} e_1 &= (\{1, 2\}, \{3\}), & e_2 &= (\{5, 6\}, \{2, 3\}), \\ e_3 &= (\{1, 2\}, \{4\}), & e_4 &= (\{2, 3, 4\}, \{5\}). \end{aligned}$$

We have that $\text{BS}(3) = \{e_1, e_2\}$, $\text{BS}(4) = \{e_3\}$ and $w_{e_1} + w_{e_2} = 2 = w_{e_3}$. Thus $3 \sim_I 4$. In fact, we have that $\sim_I = \{\{1, 6\}, \{2\}, \{3, 4\}, \{5\}\}$. \diamond

Example 4.3. Consider the directed hypernetwork on the left in Figure 10 with set of nodes $\{1, \dots, 6\}$ and five hyperedges, all with weight 1:

$$\begin{aligned} e_1 &= (\{1, 2\}, \{4\}), & e_2 &= (\{1, 2, 3\}, \{5\}), & e_3 &= (\{4, 5\}, \{6\}), \\ e_4 &= (\{1, 2\}, \{1\}), & e_5 &= (\{1, 2, 3\}, \{2, 3\}). \end{aligned}$$

Thus $\sim_I = \{\{1, 4, 6\}, \{2, 3, 5\}\}$. The admissible equations for this hypernetwork are

$$\begin{aligned} \dot{x}_1 &= f(x_1) + Q_2(x_1; x_1, x_2) \\ \dot{x}_2 &= f(x_2) + Q_3(x_2; x_1, x_2, x_3) \\ \dot{x}_3 &= f(x_3) + Q_3(x_3; x_1, x_2, x_3) \\ \dot{x}_4 &= f(x_4) + Q_2(x_4; x_1, x_2) \\ \dot{x}_5 &= f(x_5) + Q_3(x_5; x_1, x_2, x_3) \\ \dot{x}_6 &= f(x_6) + Q_2(x_6; x_4, x_5) \end{aligned}$$

where Q_2 and Q_3 are invariant under permutation of the last two and three variables, respectively.

Observe that the set

$$\Delta = \{x \mid x_1 = x_4 = x_6, x_2 = x_3 = x_5\}$$

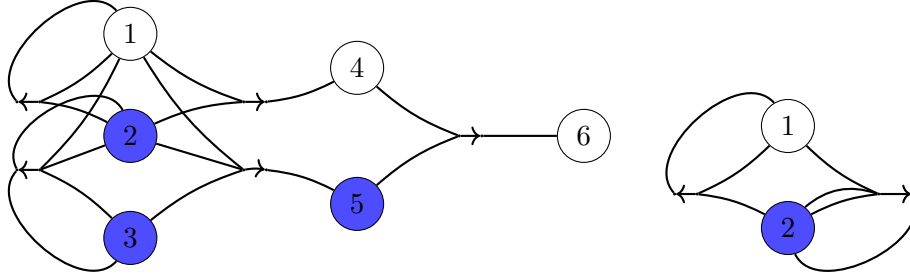


FIGURE 10. (Left) Feed-forward hypernetwork with three layers and auto-regulation. (Right) The quotient hypernetwork of the hypernetwork on the left by the synchrony space $\{x \mid x_1 = x_4 = x_6, x_2 = x_3 = x_5\}$.

is flow-invariant for the above equations and the restriction of those equations to Δ is given by

$$\begin{aligned}\dot{x}_1 &= f(x_1) + Q_2(x_1; x_1, x_2), \\ \dot{x}_2 &= f(x_2) + Q_3(x_2; x_1, x_2, x_2).\end{aligned}$$

These equations are admissible by the hypernetwork on the right in Figure 10. This motivates the notion of a quotient hypernetwork; we make this explicit in the following section. \diamond

4.2. Robust synchrony subspaces. Consider a hypernetwork (\mathcal{H}, W) with n cells that take their state in V . Let $\Delta \subset V^n$ be a subspace of the hypernetwork total phase space defined by equality of cell states—a *polydiagonal subspace*. Define an equivalence relation \bowtie on the cells of the hypernetwork in the following way: If $x_i = x_j$ is an equality defining Δ then $i \bowtie j$. To highlight the underlying equivalence relation, we write $\Delta = \Delta_{\bowtie}$. We say that Δ_{\bowtie} is a *hypernetwork synchrony subspace* when it is left invariant under the flow of every coupled cell system with form consistent with the hypernetwork, as defined above, that is for any admissible vector field. In slight abuse of notation and terminology, we will forget about the phase space and call Δ a *synchrony subspace of the weighted hypergraph* (\mathcal{H}, W) if it is a hypernetwork synchrony subspace for any hypernetwork on (\mathcal{H}, W) . Finally, if $\Delta \subseteq \mathbb{R}^n$ is a polydiagonal subspace and $K \in M_{n \times n}(\mathbb{R})$ leaves Δ invariant, we also say that Δ is a synchrony space of K .

By Lemmas 3.12 and 3.19, we have the following result.

Lemma 4.4. *Two hypergraphs (\mathcal{H}, W) and (\mathcal{H}', W') such that one can be obtained from the other by one (or more) purely structural splitting/combining hyperedge operations have the same set of synchrony subspaces.*

Recall that for traditional coupled cell networks there is the notion of a *balanced* equivalence relation \bowtie on the set of cells [1, 2]. The balanced equivalence relations \bowtie are in one-to-one correspondence with synchrony patterns: Δ_{\bowtie} is a synchrony space for the network (that is, it is left invariant under the flow of every coupled cell system with form consistent with the network) if and only if \bowtie is balanced. Motivated by the definition of balanced relation of a network introduced in [1, 2] and generalized to the weighted network setup in [6, 7], we now define balanced equivalence relation in the hypernetwork setup.

Consider a hypernetwork (\mathcal{H}, W) with set of cells C and set of hyperedges E . The hypernetwork is the union of *constituent hypernetworks* (\mathcal{H}_k, W_k) with identical set of cells C and hyperedges E_k that contain the hyperedges whose tail sets have cardinality k^1 ; note that $E_k \neq \emptyset$ if and only if $k \in B(\mathcal{H})$ with $B(\mathcal{H})$ as in (3.5). For simplicity, we will just write \mathcal{H}_k for (\mathcal{H}_k, W_k) (and \mathcal{H} for (\mathcal{H}, W)) in the following. Trivially, the input equivalence relation of \mathcal{H} is a refinement of the input equivalence relation of every \mathcal{H}_k .

Definition 4.5. Let \bowtie be an equivalence relation on C with p equivalence classes; for a cell $c \in C$ write \bar{c} for its equivalence class. Now fix an ordering of the \bowtie -classes, say $(\bar{c}_1, \dots, \bar{c}_p)$, where $c_i \in C$ for $i = 1, \dots, p$. Fix $k \in B(\mathcal{H})$ and consider $e \in E_k$ with weight w_e .

(i) The *pattern determined by \bowtie on e* is a vector with p nonnegative integer entries, $\vec{m}(e) = (m_1, \dots, m_p)$, whose coefficients m_i indicates the number of cells at the tail set $T(e)$ of e which are in the class \bar{c}_i . Thus, as $e \in E_k$, we have that $\sum_{i=1}^p m_i = k$ and some of the m_i can be zero.

(ii) If $c \in C$ and $e \in BS_k(c)$ has pattern $\vec{m}(e)$ determined by \bowtie , the *weight of the pattern $\vec{m}(e)$ on the cell $c \in C$ determined by \bowtie* is the sum of the weights of the hyperedges $e' \in BS_k(c)$ with $\vec{m}(e') = \vec{m}(e)$ determined by \bowtie .

(iii) We say that \bowtie is *balanced* for the constituent hypernetwork \mathcal{H}_k if for every two distinct cells $c, c' \in C$ such that $c \bowtie c'$, the set of patterns determined by the hyperedges of the sets $BS(c)$ and $BS(c')$ coincide and each pattern has the same pattern weight on both cells. \diamond

¹In analogy to k -uniform hypergraphs, the directed hypergraphs \mathcal{H}_k can be called k -tail-uniform.

Definition 4.6. Consider a hypernetwork \mathcal{H} with cells C , hyperedges E , and constituent hypernetworks \mathcal{H}_k as defined above. Let \bowtie be an equivalence relation on C refining \sim_I . We say that \bowtie is *balanced* if it is balanced for every constituent hypernetwork \mathcal{H}_k . \diamond

Note that input equivalence is not always a balanced relation; this was already noted by Stewart [22, Section 6] for standard n -node directed graphs. That is, the coarsest balanced equivalence relation refines \sim_I but does not need to coincide with \sim_I . See also Aldis [23] for the description of a polynomial-time algorithm to compute the coarsest balanced equivalence relation of a graph. Since it is a necessary condition for an equivalence relation on the nodes to be balanced is to refine \sim_I , we include that assumption at the above definition. The coarsest partition corresponds to the most synchrony that is possible.

Remark 4.7. (i) The finest partition where each cell is only equivalent to itself (the equivalence classes are singletons) is trivially balanced. The corresponding synchrony subspace is the entire phase space; the finest partition corresponds to the least synchrony.

(ii) The relation with just a single equivalence class (the coarsest partition possible) is balanced if all cells are input equivalent. Indeed, if there is only one equivalence class then for any hyperedge $e \in E(\mathcal{H}_k)$ we have only one pattern $\vec{m}(e) = (k)$. Thus, condition (ii) in Definition 4.5 for a relation to be balanced is equivalent to condition (iib) in Definition 4.1 for input equivalence. Since the associated synchrony subspace corresponds to full synchrony, this gives an explicit condition for the existence of full synchrony as an invariant subspace.

Example 4.8. (i) Consider the directed hypernetwork in Figure 11 with node set $C = \{1, 2, \dots, 14\}$. All the hyperedges have tail set of cardinality 3 and so $\mathcal{H} = \mathcal{H}_3$. Moreover, all the cell backward stars are empty, except for cells 4 and 14. As $\sum_{e \in \text{BS}(4)} w_e = 2 + 1 = 3$ coincides with $\sum_{e \in \text{BS}(14)} w_e = 1 + 1 + 1 = 3$, we have that $4 \sim_I 14$, and so the classes of the input relation \sim_I are $\{4, 14\}$ and $C \setminus \{4, 14\}$. Note that in this case \sim_I is balanced. Consider now the equivalence \bowtie on C with classes

$$\bar{1} = \{1, 5, 6, 8, 9, 11\}, \bar{2} = \{2, 3, 7, 10, 12, 13\}, \bar{4} = \{4, 14\}.$$

In Figure 11, cells in the class $\bar{1}$ have white color, cells in the class $\bar{2}$ have blue color, and those in the class $\bar{4}$ have pink color. Consider the equivalence classes ordered as $(\bar{1}, \bar{2}, \bar{4})$. We have that \bowtie determines two types of patterns, $(2, 1, 0)$ and $(1, 2, 0)$, for the hyperedges in both $\text{BS}(4)$ and $\text{BS}(14)$. The pattern $(2, 1, 0)$ corresponds to a hyperedge with tail

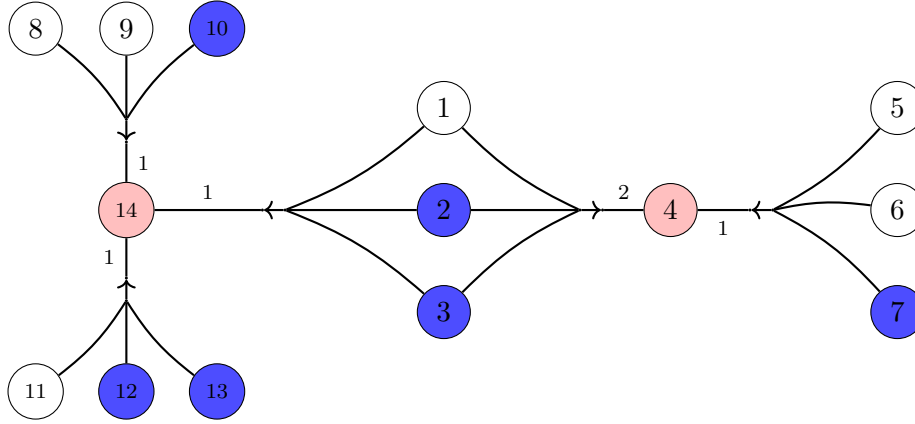


FIGURE 11. The equivalence relation with three classes represented by the three colours is balanced for the hypernetwork.

set consisting of two white cells and one blue cell; the pattern $(1, 2, 0)$ corresponds to a hyperedge whose tail set has two blue cells and one white cell. For cell 4, the incoming hyperedge with pattern $(2, 1, 0)$ has weight 1 and the hyperedge with pattern $(1, 2, 0)$ has weight 2. For cell 14, there are two hyperedges in $\text{BS}(14)$ with pattern $(1, 2, 0)$ with weight 1 each, and there is a hyperedge with pattern $(1, 2, 0)$ with weight 1. It follows that for both cells 4 and 14 the pattern $(1, 2, 0)$ has pattern weight 1 and $(2, 1, 0)$ has pattern weight 2. Thus \bowtie is balanced. (ii) For the hypernetwork in Figure 12, with node set $C = \{1, 2, \dots, 12\}$, the input relation \sim_I has also two classes, $\{4, 12\}$ and $C \setminus \{4, 12\}$, and is balanced. Consider the refined equivalence \bowtie on C with classes

$$\bar{1} = \{1, 2, 8, 9\}, \bar{3} = \{3, 5, 6, 7, 10, 11\}, \bar{4} = \{4, 12\},$$

which is not balanced as we will now show. First, note that all the hyperedges have tail set with cardinality 3 and all the cell backward stars are empty, except for cells 4 and 12. Second, for the ordering $(\bar{1}, \bar{3}, \bar{4})$ of the \bowtie -classes, we have that for cell 4, the hyperedges in $\text{BS}(4)$ have patterns $(0, 3, 0)$ and $(3, 0, 0)$. For cell 12, the hyperedges in $\text{BS}(12)$ have two types of patterns $(2, 1, 0)$ and $(1, 2, 0)$. Thus \bowtie is not balanced. \diamond

Proposition 4.9. *The definition of balanced equivalence relation for hypernetworks includes, as a particular case, the definition of balanced equivalence relation for networks.*

Proof. Let \mathcal{H} be a hypernetwork which is a network, that is, the tail sets of all the hyperedges have cardinality 1. Thus $\mathcal{H}_1 = \mathcal{H}$. Given an

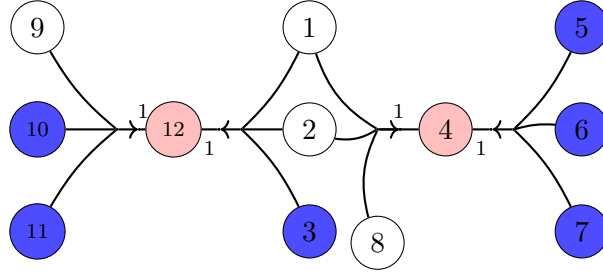


FIGURE 12. The equivalence relation with three classes represented by the three colours is not balanced for the hypernetwork.

equivalence relation \bowtie on the set of cells of the network \mathcal{H} , we have then to consider Definition 4.5. Let p be the number of \bowtie -classes and fix an ordering of those classes, say $(\bar{c}_1, \dots, \bar{c}_p)$. For every edge e in \mathcal{H} , the pattern determined by \bowtie on e , $\vec{m}(e)$, is a vector with one entry equal to 1 and all the other $p - 1$ entries equal to 0. For a cell c and an edge e with $H(e) = \{c\}$ if the i th entry is the nonzero entry of the pattern $\vec{m}(e)$ determined by \bowtie then the pattern weight of the pattern $\vec{m}(e)$ on the cell c is the sum of the weights of the edges with $H(e) = \{c\}$ that have the same pattern $\vec{m}(e)$, that is, the sum of the weights of the edges with $H(e) = \{c\}$ and $T(e) \in \bar{c}_i$. Then, by Definition 4.5, \bowtie is balanced for the network \mathcal{H} when, for every two distinct cells $c, c' \in C$ such that $c \bowtie c'$, the pattern sets determined by the edges of the sets $\text{BS}(c)$ and $\text{BS}(c')$ coincide, that is, the pattern set determined by the edges with $H(e) = \{c\}$ coincides with the pattern set determined by the edges with $H(e) = \{c'\}$, which means that cell c receives edges from cells in the class \bar{c}_i if and only if cell c' also receives edges from cells in that class. Moreover, each pattern has the same pattern weight on both cells, which means that the sum of the weights of the edges from cells in class \bar{c}_i to cell c equals the sum of the weights of the edges from cells in class \bar{c}_i to cell c' . \square

4.3. Quotients. Given a weighted directed hypergraph (\mathcal{H}, W) and a balanced equivalence relation \bowtie on the cells, we now define the quotient of (\mathcal{H}, W) with respect to \bowtie . The quotient describes the admissible vector fields for (\mathcal{H}, W) when restricted to the synchrony space Δ_{\bowtie} . To keep notation simple, we assume—without loss of generality by Lemma 3.12—that all hyperedges in $E(\mathcal{H})$ have tails of cardinality one.

Definition 4.10. Let \mathcal{H} be a hypernetwork with cells C and hyperedges E (whose heads have cardinality one by assumption). Let \bowtie be a

balanced equivalence relation on C with p classes, say $\overline{C} = (\overline{c}_1, \dots, \overline{c}_p)$.
 (i) Let $e \in E(\mathcal{H})$ be a hyperedge with head $\{c\}$ and pattern $\vec{m}(e) = (m_1, \dots, m_p)$ onto c . The *projected hyperedge* \bar{e} with respect to \bowtie has head $H(\bar{e}) = \{\bar{c}\}$ (where \bar{c} denotes the equivalence class of c) and tail multiset²

$$T(\bar{e}) = \left\{ \underbrace{\overline{c}_1, \dots, \overline{c}_1}_{m_1 \text{ times}}, \underbrace{\overline{c}_2, \dots, \overline{c}_2}_{m_2 \text{ times}}, \dots, \underbrace{\overline{c}_p, \dots, \overline{c}_p}_{m_p \text{ times}} \right\}.$$

The *weight* \bar{w} of \bar{e} is the pattern weight w of $\vec{m}(e)$.

(ii) Let \overline{E} the hyperedges defined in (i) and \overline{W} the corresponding weights. Write $\overline{\mathcal{H}} = (\overline{C}, \overline{E})$. The *quotient of \mathcal{H} by \bowtie* , is the hypernetwork $\mathcal{H}/\bowtie := (\overline{\mathcal{H}}, \overline{W})$. \diamond

By definition, all hyperedges of $\overline{\mathcal{H}}$ have a head of cardinality one. For a cell \bar{c} of $\overline{\mathcal{H}}$, the backward star $\text{BS}(\bar{c})$ is formed by the hyperedges \bar{e} derived from each distinct pattern determined by \bowtie in $\text{BS}(c)$.

Remark 4.11. Recall that different hypernetworks (with distinct underlying hypergraphs) can be identical as coupled cell systems (see Lemma 3.12).

(i) Any hypernetworks that are identical to each other as coupled cell networks via Lemma 3.12 have the same quotient, while their incidence digraph differs in general.

(ii) The quotient $\mathcal{H}/\bowtie = (\overline{\mathcal{H}}, \overline{W})$ may be equivalent as a coupled cell network to a different hypernetwork $(\overline{\mathcal{H}}', \overline{W}')$ (for example, by combining edges that have the same tail set). However, in our context the quotient is uniquely defined by the convention that the hyperedges in the quotient will have a head of cardinality one. \diamond

Example 4.12. Consider the directed hypergraph $\mathcal{H} = (C, E)$ on the left in Figure 1. Thus $C = \{1, \dots, 6\}$ and

$$\begin{aligned} e_1 &= (\{2, 5\}, \{1\}), & e_2 &= (\{2\}, \{2, 4\}), & e_3 &= (\{1, 2\}, \{6\}), \\ e_4 &= (\{4, 6\}, \{3, 5\}), & e_5 &= (\{4\}, \{3\}). \end{aligned}$$

where each edge has weight $w_e = 1$. The resulting hypernetwork is identical as a coupled cell system to the hypernetwork with underlying hypergraph $\mathcal{H}' = (C, E')$ such that the head $H(e)$ of any hyperedge $e \in E'$ has cardinality 1. Specifically, by splitting the head sets of hyperedges e_2 and e_4 we have

$$E' = \{e_1, (\{2\}, \{2\}), (\{2\}, \{4\}), e_3, (\{4, 6\}, \{3\}), (\{4, 6\}, \{5\}), e_5\}.$$

²Note that repeated entries are maintained for the tail of \bar{e} as it is a multiset.

By assumption in the beginning of this section, we will identify $\mathcal{H} = (C, E)$ with $\mathcal{H}' = (C, E')$ and drop the $'$.

For the balanced coloring indicated by the shading of the nodes in Figure 1, the cells of the quotient are given by the equivalence classes

$$\overline{C} = \{\overline{1} = \{1, 5, 6\}, \overline{2} = \{2, 4\}, \overline{3} = \{3\}\} .$$

The sets $\text{BS}(\overline{1}), \text{BS}(\overline{2}), \text{BS}(\overline{3})$ are obtained from $\text{BS}(1), \text{BS}(2)$ and $\text{BS}(3)$, respectively, and thus

$$\overline{E} = \{(\{\overline{1}, \overline{2}\}, \{\overline{1}\}), (\{\overline{2}\}, \{\overline{2}\}), (\{\overline{1}, \overline{2}\}, \{\overline{3}\}), (\{\overline{2}\}, \{\overline{3}\})\},$$

all with weight equal to 1. Note that \mathcal{H}/\bowtie is identical as coupled cell hypernetwork to the hypernetwork shown in Figure 1 to the right. \diamond

Theorem 4.13. *Suppose that (\mathcal{H}, W) is a hypernetwork and \bowtie is a balanced equivalence relation on (\mathcal{H}, W) . The quotient $\mathcal{H}/\bowtie = (\overline{\mathcal{H}}, \overline{W})$ is well defined. Moreover, the dynamics of (\mathcal{H}, W) restricted to Δ_{\bowtie} correspond to the evolution of the coupled cell hypernetwork \mathcal{H}/\bowtie .*

Proof. The first assertion follows from the definition of a balanced equivalence relation: An equivalence relation is balanced exactly when the weight of a pattern is the same for all cells in the same equivalence class. The second assertion follows from the construction of the quotient: (a) The heads of the hyperedges \overline{e} in the quotient identify synchronized cells and (b) the weights of the edges in the quotient sum—for a fixed head—the weights of the corresponding edges with the same pattern. \square

Remark 4.14. The (somewhat nonstandard) convention to allow multi-sets as tails of directed hyperedges becomes essential in the coupled cell hypernetwork formalism presented in this work that considers generic features for all admissible vector fields simultaneously. By contrast, if one considers a specific hypernetwork coupling (\mathcal{H}, W, Q) , then one may be able to identify edges whose tail sets have cardinality k with edges with lower tail set cardinalities. For example, consider cells whose phase space is \mathbb{R} and hypergraph coupling with $Q_2(x_1; x_2, x_3) = x_2x_3$, $Q_1(x_1; x_2) = x_2^2$. If $2 \bowtie 3$ the quotient of the edge $e = (\{2, 3\}, \{1\})$ can be identified with an edge $e' = (\{2\}, \{1\})$ of the same weight. \diamond

Example 4.15. Recall the hypernetwork $\mathcal{H} = \mathcal{H}_3$ in Figure 11 and the balanced equivalence relation \bowtie with classes $\overline{1} = \{1, 5, 6, 8, 9, 11\}$, $\overline{2} = \{2, 3, 7, 10, 12, 13\}$, $\overline{4} = \{4, 14\}$. The quotient network \mathcal{H}/\bowtie has set of nodes $\overline{1}, \overline{2}, \overline{4}$ and $\text{BS}(\overline{4})$ is formed by two hyperedges from the two distinct patterns determined by \bowtie in $\text{BS}(4)$ as described in Example 4.8; see Figure 13. \diamond

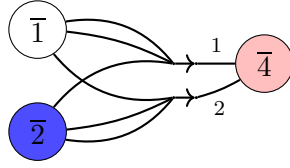


FIGURE 13. The quotient hypernetwork of the hypernetwork in Figure 11 by the balanced equivalence relation on the set of nodes whose classes are represented by the three colours.

Theorem 4.16. *Let \mathcal{H} be a weighted directed hypergraph on the node set $C = \{1, 2, \dots, n\}$ and hyperedge set E . An equivalence relation \bowtie on the node set is balanced if and only if for any hypernetwork associated with \mathcal{H} , the polydiagonal space Δ_{\bowtie} defined in terms of the equalities on the cell coordinates x_i , for $i \in C$, determined by \bowtie , is a synchrony space of \mathcal{H} .*

Proof. By definition of \bowtie being balanced, it follows that if \bowtie is balanced then Δ_{\bowtie} is a synchrony space of \mathcal{H} . Now, if Δ_{\bowtie} is a synchrony space of \mathcal{H} , then in particular, we can consider the admissible equations where all the internal cell phase spaces are \mathbb{R} and the coupling functions Q_k have the form

$$Q_k(x_0; x_1, x_2, \dots, x_k) = x_1 x_2 \cdots x_k.$$

Consider the decomposition of H into its constituent hypernetworks \mathcal{H}_k , for $k = j_1, \dots, j_r$ according to the (positive and integer) cardinalities k of the tail sets of its hyperedges. Given two distinct cells c, c' such that $x_c = x_{c'}$ is one of the equalities defining Δ_{\bowtie} , we have that the corresponding cell equations, at the restriction to Δ_{\bowtie} have to coincide. The restriction of the cells c and c' equations, are so polynomials which are each the sum of homogeneous polynomials of degrees j_1, \dots, j_r . Thus the two polynomials coincide if and only if they coincide degree by degree. (Equivalently, if and only if Δ_{\bowtie} is a synchrony space of each constituent hypernetwork \mathcal{H}_k .) For a fixed degree k , then each distinct monomial that is appearing at the equation for cell c , it has also to appear at equation for cell c' , and with the same coefficient. Now each monomial of the c equation (c' equation) with coefficient m_c ($m_{c'}$) corresponds to a pattern $\vec{m}(e_c)$ ($\vec{m}(e_{c'})$) determined by \bowtie at the hyperedges in $\text{BS}(c)$ ($\text{BS}(c')$) with weight m_c ($m_{c'}$). Thus the set of the distinct patterns determined by \bowtie in $\text{BS}(c)$ and $\text{BS}(c')$ must coincide, and the corresponding multiplicities have also to coincide. That is, \bowtie is balanced. \square

Trivially, we have the following result.

Theorem 4.17. *Let \mathcal{H} be a weighted directed hypernetwork on the node set $C = \{1, 2, \dots, n\}$ and hyperedge set E . Let \bowtie be a balanced equivalence relation on C . Let \mathcal{Q} be the quotient hypernetwork \mathcal{H}/\bowtie . Then:*

- (i) *Any coupled cell system consistent with \mathcal{H} restricted to Δ_{\bowtie} is a coupled cell system consistent with the quotient hypernetwork \mathcal{Q} .*
- (ii) *Any coupled cell system consistent with the hypernetwork \mathcal{Q} is the restriction of a coupled cell system consistent with the hypernetwork \mathcal{H} restricted to Δ_{\bowtie} .*

Example 4.18. Consider the hypernetwork \mathcal{H} in Figure 11 and the balanced equivalence relation \bowtie presented in Example 4.8(i). Consider coupled cell systems consistent with \mathcal{H} , where the cell phase space is V , the internal dynamics is given by $f : V \rightarrow V$ and the coupling by $Q_3 : V^4 \rightarrow V$. Since the equivalence relation \bowtie is balanced, then the polydiagonal space

$$\Delta_{\bowtie} = \left\{ x \mid \begin{array}{l} x_1 = x_5 = x_6 = x_8 = x_9 = x_{11}, \\ x_2 = x_3 = x_7 = x_{10} = x_{12} = x_{13}, x_4 = x_{14} \end{array} \right\}$$

is a synchrony space of \mathcal{H} , that is, equations for \mathcal{H} leave Δ_{\bowtie} invariant. The restriction of those equations to Δ_{\bowtie} gives rise to coupled cell systems consistent with the quotient hypernetwork \mathcal{H}/\bowtie in Figure 13 with cells evolving according to

$$\begin{aligned} \dot{x}_1 &= f(x_1), \\ \dot{x}_2 &= f(x_2), \\ \dot{x}_4 &= f(x_4) + Q_3(x_4, x_1, x_1, x_2) + 2Q_4(x_4, x_1, x_2, x_2). \end{aligned}$$

◇

Remark 4.19. Due to Lemma 3.19, the results in Theorem 4.17, concerning the restriction of the dynamics to the synchrony subspace Δ_{\bowtie} , apply to every hypernetwork obtained from the quotient hypernetwork \mathcal{Q} by one (or more) purely structural combining hyperedge operations, since they are identical as coupled cell systems. ◇

4.4. Robust synchrony subspaces via the incidence digraph. In the previous section, we established the notion of a balanced relation for a hypernetwork \mathcal{H} . At the same time, as outlined in Section 2, the hypergraph \mathcal{H} can also be represented as a bipartite graph $\mathcal{D}_{\mathcal{H}}$ (cf. Definition 2.5) for which traditional notions of balanced relations and synchrony subspaces apply. How do the hypergraph synchrony subspaces of \mathcal{H} and the synchrony subspaces of $\mathcal{D}_{\mathcal{H}}$ relate? We now

show how to find the set (lattice) of the synchrony subspaces for an hypernetwork (\mathcal{H}, W) using the associated incidence digraph $\mathcal{D}_{\mathcal{H}}$ of \mathcal{H} with nodes given by the nodes and hyperedges of \mathcal{H} . More concretely, we prove that the synchrony subspaces for the hypernetwork (\mathcal{H}, W) can be obtained by a ‘projection’ of the synchrony subspaces of the adjacency matrix of the incidence digraph $\mathcal{D}_{\mathcal{H}}$.

We start by relating the set of balanced equivalence relations on the set of cells of an hypernetwork (\mathcal{H}, W) with those on the set of the nodes of its incidence digraph $\mathcal{D}_{\mathcal{H}}$.

Definition 4.20. Let (\mathcal{H}, W) be an hypernetwork with cells $C = C(\mathcal{H})$ and hyperedges $E = E(\mathcal{H})$, and let $\mathcal{D}_{\mathcal{H}}$ be the corresponding incidence digraph with nodes $C(\mathcal{D}_{\mathcal{H}}) = C(\mathcal{H}) \cup E(\mathcal{H})$.

(i) Given an equivalence relation \bowtie on C for \mathcal{H} , we define the equivalence relation $\bowtie_{\mathcal{D}}$ on $C \cup E$ for $\mathcal{D}_{\mathcal{H}}$ in the following way:

- (a) $c \bowtie_{\mathcal{D}} c'$ iff $c \bowtie c'$, for $c, c' \in C$;
- (b) $e_i \bowtie_{\mathcal{D}} e_j$ iff $\vec{m}(e_i) = \vec{m}(e_j)$, for $e_i, e_j \in E$.

with $\vec{m}(e)$ the pattern determined by \bowtie on the hyperedge e .

(ii) Given an equivalence relation $\tilde{\bowtie}$ on $C \cup E$ for $\mathcal{D}_{\mathcal{H}}$, we define the equivalence relation $\tilde{\bowtie}_{\mathcal{H}}$ on C for \mathcal{H} through

- (a) $c \tilde{\bowtie}_{\mathcal{H}} c'$ iff $c \tilde{\bowtie} c'$, for $c, c' \in C$.

We say that the relation $\tilde{\bowtie}_{\mathcal{H}}$ is the *projection* of the relation $\tilde{\bowtie}$. \diamond

Given the definition above, we have then the following result.

Theorem 4.21. *Let (\mathcal{H}, W) be an hypernetwork and $\mathcal{D}_{\mathcal{H}}$ the corresponding incidence digraph. We have:*

- (i) *For each balanced equivalence relation \bowtie for (\mathcal{H}, W) the corresponding equivalence relation $\bowtie_{\mathcal{D}}$ for $\mathcal{D}_{\mathcal{H}}$ is also balanced;*
- (ii) *Each balanced equivalence relation $\tilde{\bowtie}$ for $\mathcal{D}_{\mathcal{H}}$ projects into a balanced equivalence relation $\tilde{\bowtie}_{\mathcal{H}}$ for (\mathcal{H}, W) .*

Proof. Let (\mathcal{H}, W) be an hypernetwork with cells C and hyperedges E , and let $\mathcal{D}_{\mathcal{H}}$ be the associated incidence digraph with nodes $C \cup E$.

(i) Let \bowtie be a balanced equivalence relation on the set of cells C of the hypernetwork (\mathcal{H}, W) and consider the corresponding equivalence relation $\bowtie_{\mathcal{D}}$ on the set of nodes $C \cup E$ of the bipartite network $\mathcal{D}_{\mathcal{H}}$, as in Definition 4.20. By definition, two nodes $e_i, e_j \in E$ of $\mathcal{D}_{\mathcal{H}}$ such that $e_i \bowtie_{\mathcal{D}} e_j$ correspond to two hyperedges e_i and e_j of \mathcal{H} that have the same pattern determined by \bowtie . Also, note that the input set of a node $e_i \in E$ of $\mathcal{D}_{\mathcal{H}}$ corresponds to the tail $T(e_i)$ of the hyperedge e_i in \mathcal{H} . Thus: (a) for every two nodes $e_i, e_j \in E$ of $\mathcal{D}_{\mathcal{H}}$ such that $e_i \bowtie_{\mathcal{D}} e_j$ there is a bijection between their input sets in $\mathcal{D}_{\mathcal{H}}$ preserving the $\bowtie_{\mathcal{D}}$ -classes.

Consider now two nodes $c, d \in C$ of $\mathcal{D}_{\mathcal{H}}$ such that $c \bowtie_{\mathcal{D}} d$, and thus with $c \bowtie d$. Then, since \bowtie is balanced, the pattern sets determined by the hyperedges of the sets $\text{BS}(c)$ and $\text{BS}(d)$ coincide and each pattern has the same weight on both cells. Note that the input set $I_B(i)$ of a node $i \in C$ of $\mathcal{D}_{\mathcal{H}}$ is given by the backward stars $\text{BS}(i)$ of i in \mathcal{H} . We have then: (b) for any two nodes $c, c' \in C$ such that $c \bowtie_{\mathcal{D}} c'$, for every $\bowtie_{\mathcal{D}}$ -class, the sum of the weights of the edges in $\mathcal{D}_{\mathcal{H}}$ directed to nodes c and c' , from the nodes in that $\bowtie_{\mathcal{D}}$ -class, is the same. From (a) and (b), it follows that the equivalence relation $\bowtie_{\mathcal{D}}$, as defined in Definition 4.20, is balanced. Thus, we have shown that, for every balanced equivalence relation \bowtie for the hypernetwork (\mathcal{H}, W) , we can associate a balanced equivalence relation $\bowtie_{\mathcal{D}}$ for the incidence digraph $\mathcal{D}_{\mathcal{H}}$.

(ii) Let $\tilde{\bowtie}$ be a balanced equivalence relation on the set of nodes $C \cup E$ for the incidence digraph $\mathcal{D}_{\mathcal{H}}$ and consider the equivalence relation $\tilde{\bowtie}_{\mathcal{H}}$ that is a projection on the set of cells C of \mathcal{H} satisfying $c \tilde{\bowtie}_{\mathcal{H}} c'$ if and only if $c \tilde{\bowtie} c'$. Since $\tilde{\bowtie}$ is balanced, for $c, c' \in C$, if $c \tilde{\bowtie} c'$ then for every $\tilde{\bowtie}$ -class, the sum of the weights of the edges in $\mathcal{D}_{\mathcal{H}}$ directed to nodes c and c' , from the nodes in that $\tilde{\bowtie}$ -class, is the same. Moreover, for $e_i, e_j \in E$, if $e_i \tilde{\bowtie} e_j$ then there is a bijection between their input sets, $I(e_i)$ and $I(e_j)$, in $\mathcal{D}_{\mathcal{H}}$ that preserves the $\tilde{\bowtie}$ -classes. Thus, for the hyperedges e_i and e_j in \mathcal{H} , we have $\vec{m}(e_i) = \vec{m}(e_j)$. If for two cells c and c' of C we have $c \tilde{\bowtie} c'$ then for every $\tilde{\bowtie}$ -class K we have $I(c) \cap K \neq \emptyset$ if and only if $I(c') \cap K \neq \emptyset$. Thus, in terms of \mathcal{H} , we have that $\text{BS}(c)$ has hyperedges with a certain pattern $\vec{m}(e)$ if and only if $\text{BS}(c')$ also has hyperedges with that pattern $\vec{m}(e)$. Moreover, as for every $\tilde{\bowtie}$ -class K the sum of weights of the edges in $I(c) \cap K \neq \emptyset$ equals the sum of weights of the edges in $I(c') \cap K \neq \emptyset$, we have that the weight of each pattern $\vec{m}(e)$ on the cell c equals the weight of that pattern on the cell c' . Thus, $\tilde{\bowtie}_{\mathcal{H}}$ is balanced. We conclude then that each balanced equivalence relation $\tilde{\bowtie}$ for $\mathcal{D}_{\mathcal{H}}$ projects into a balanced equivalence relation $\tilde{\bowtie}_{\mathcal{H}}$ for \mathcal{H} . \square

There may not be a bijection between the set of balanced equivalence relations for an hypernetwork (\mathcal{H}, W) and the set of balanced equivalence relations for its incidence digraph $\mathcal{D}_{\mathcal{H}}$. In fact, from Definition 4.20 and Theorem 4.21, it follows that if two balanced relations \bowtie^1 and \bowtie^2 for \mathcal{H} are not the same then the associated balanced relations $\bowtie_{\mathcal{D}}^1$ and $\bowtie_{\mathcal{D}}^2$ for $\mathcal{D}_{\mathcal{H}}$ are also not the same. Nonetheless, two different balanced relations $\tilde{\bowtie}^1$ and $\tilde{\bowtie}^2$ for $\mathcal{D}_{\mathcal{H}}$ can project into the same balanced relation $\tilde{\bowtie}_{\mathcal{H}}^1 = \tilde{\bowtie}_{\mathcal{H}}^2$ for \mathcal{H} .

Example 4.22. Consider again the directed hypernetwork \mathcal{H} of Example 1.1 on the left of Figure 1. The hyperedges of \mathcal{H} are

$$\begin{aligned} e_1 &= (\{2, 5\}, \{1\}), & e_2 &= (\{2\}, \{2, 4\}), & e_3 &= (\{1, 2\}, \{6\}), \\ e_4 &= (\{4, 6\}, \{3, 5\}), & e_5 &= (\{4\}, \{3\}). \end{aligned}$$

The input equivalence relation for the hypernetwork \mathcal{H} is

$$\sim_I = \{\{1, 5, 6\}, \{2, 4\}, \{3\}\}$$

and the incidence digraph $\mathcal{D}_{\mathcal{H}}$ for \mathcal{H} is shown in Figure 4.

The equivalence relations

$$\tilde{\bowtie}^1 = \{\{1, 5, 6\}, \{2, 4\}, \{3\}, \{e_1, e_3, e_4\}, \{e_2\}, \{e_5\}\}$$

and

$$\tilde{\bowtie}^2 = \{\{1, 5, 6\}, \{2, 4\}, \{3\}, \{e_1, e_3, e_4\}, \{e_2, e_5\}\}$$

for $\mathcal{D}_{\mathcal{H}}$ are balanced and project into the same balanced equivalence relation

$$\bowtie = \tilde{\bowtie}_{\mathcal{H}}^1 = \tilde{\bowtie}_{\mathcal{H}}^2 = \{\{1, 5, 6\}, \{2, 4\}, \{3\}\}$$

for \mathcal{H} . ◇

Nevertheless, it also follows from Definition 4.20 and Theorem 4.21 that the set of balanced equivalence relations for a hypernetwork (\mathcal{H}, W) can be obtained by the projection of the balanced equivalence relations for its incidence digraph $\mathcal{D}_{\mathcal{H}}$.

Let $\mathcal{H} = (C, E)$ be a hypergraph with nodes/cells C and edges E . The balanced relations of a hypernetwork (\mathcal{H}, W) and the digraph $\mathcal{D}_{\mathcal{H}} = (C(\mathcal{D}_{\mathcal{H}}), E(\mathcal{D}_{\mathcal{H}}))$ associated with the hypergraph \mathcal{H} are related as stated in Theorem 4.21. How do the synchrony subspaces relate? For $\mathcal{D}_{\mathcal{H}}$ consider cells $C(\mathcal{D}_{\mathcal{H}}) = C \cup E$ equipped with phase space \mathbb{R} ; since there are two “types” of cells for $\mathcal{D}_{\mathcal{H}}$, we write x_c for the state of $c \in C$ and x_e for the state of $e \in E$. For an equivalence relation $\tilde{\bowtie}$ on $C(\mathcal{D}_{\mathcal{H}})$ for $\mathcal{D}_{\mathcal{H}}$, consider the polydiagonal subspace

$$\Delta_{\tilde{\bowtie}} = \{x_c = x_{c'} \text{ if } c \tilde{\bowtie} c', x_e = x_{e'} \text{ if } e \tilde{\bowtie} e'\}.$$

For the projected equivalence relation $\tilde{\bowtie}_{\mathcal{H}}$ on C for \mathcal{H} obtained from $\tilde{\bowtie}$ consider the usual polydiagonal subspace

$$\Delta_{\tilde{\bowtie}_{\mathcal{H}}} = \{x_c = x_{c'} \text{ if } c \tilde{\bowtie}_{\mathcal{H}} c'\}.$$

In terms of synchrony subspaces for the hypernetwork (\mathcal{H}, W) we have then the following result.

In terms of synchrony subspaces for the hypernetwork (\mathcal{H}, W) we have then that they can be obtained via the ‘projection’ of the synchrony subspaces of the adjacency matrix of the incidence digraph $\mathcal{D}_{\mathcal{H}}$.

Theorem 4.23. *Let (\mathcal{H}, W) be a weighted directed hypernetwork and $\mathcal{D}_{\mathcal{H}}$ the associated incidence digraph. Let $\tilde{\bowtie}_{\mathcal{H}}$ and $\tilde{\bowtie}$ be equivalence relations and $\Delta_{\tilde{\bowtie}_{\mathcal{H}}}$ and $\Delta_{\tilde{\bowtie}}$ polydiagonal subspaces, as defined above. A polydiagonal subspace Δ is a synchrony subspace for the hypernetwork (\mathcal{H}, W) if and only if $\Delta = \Delta_{\tilde{\bowtie}_{\mathcal{H}}}$ with $\Delta_{\tilde{\bowtie}}$ a synchrony subspace of the adjacency matrix of the digraph $\mathcal{D}_{\mathcal{H}}$.*

Proof. Let $\Delta_{\tilde{\bowtie}}$ be the polydiagonal subspace associated with an equivalence relation $\tilde{\bowtie}$ for the incidence digraph $\mathcal{D}_{\mathcal{H}}$, as defined above. By the definition of balanced relation, $\Delta_{\tilde{\bowtie}}$ is a synchrony subspace of (is left invariant by) the adjacency matrix of $\mathcal{D}_{\mathcal{H}}$ if and only if $\tilde{\bowtie}$ is balanced. By Theorem 4.21, the balanced equivalence relations for the hypernetwork (\mathcal{H}, W) are the projection $\tilde{\bowtie}_{\mathcal{H}}$ of the balanced equivalence relations $\tilde{\bowtie}$ for the incidence digraph $\mathcal{D}_{\mathcal{H}}$. Moreover, by Theorem 4.16, $\tilde{\bowtie}_{\mathcal{H}}$ is balanced if and only if the polydiagonal subspace $\Delta_{\tilde{\bowtie}_{\mathcal{H}}}$, as defined above, is a synchrony subspace for (\mathcal{H}, W) . The result then follows. \square

Remark 4.24. A relevant consequence of the results in this section is that the existing results regarding balanced relations and synchrony spaces for networks can be used to obtain analogous results for hypernetworks. For example, the work of Aldis [23] with the description of a polynomial-time algorithm to compute the coarsest balanced equivalence relation of a graph and the work of Aguiar and Dias [24] describing an algorithm to compute the lattice of synchrony subspaces for the adjacency matrix of a network. \diamond

Example 4.25. Consider again the hypernetwork \mathcal{H} on the left of Figure 1 of Examples 1.1 and 4.22. The admissible equations are

$$\begin{aligned}\dot{x}_1 &= f(x_1) + Q_2(x_1; x_5, x_2) \\ \dot{x}_2 &= f(x_2) + Q_1(x_2; x_2) \\ \dot{x}_3 &= f(x_3) + Q_1(x_3; x_4) + Q_2(x_3; x_4, x_6) \\ \dot{x}_4 &= f(x_4) + Q_1(x_4; x_2) \\ \dot{x}_5 &= f(x_5) + Q_2(x_5; x_4, x_6) \\ \dot{x}_6 &= f(x_6) + Q_2(x_6; x_1, x_2)\end{aligned}$$

where $f : V \rightarrow V$, $Q_1 : V^2 \rightarrow V$, $Q_2 : V^3 \rightarrow V$ are smooth functions and Q_2 is symmetric under permutation of the last two coordinates. Looking at the equations, we can conclude that the set of nontrivial

synchrony subspaces for the hypernetwork \mathcal{H} is given by

$$\{\Delta_1 = \{x \mid x_2 = x_4\}, \Delta_2 = \{x \mid x_1 = x_5 = x_6, x_2 = x_4\}\}.$$

Now, let us see how we can get this set of synchrony subspaces using the incidence digraph $\mathcal{D}_{\mathcal{H}}$ associated with \mathcal{H} . The digraph $\mathcal{D}_{\mathcal{H}}$ is represented in Figure 4 and its adjacency matrix given by

$$A_{\mathcal{D}_{\mathcal{H}}} = \left[\begin{array}{c|c} 0_{6 \times 6} & W \\ \hline T & 0_{5 \times 5} \end{array} \right],$$

with

$$W = \begin{bmatrix} 1 & 0 & 0 & 0 & 0 \\ 0 & 1 & 0 & 0 & 0 \\ 0 & 0 & 0 & 1 & 1 \\ 0 & 1 & 0 & 0 & 0 \\ 0 & 0 & 0 & 1 & 0 \\ 0 & 0 & 1 & 0 & 0 \end{bmatrix} \quad \text{and} \quad T = \begin{bmatrix} 0 & 1 & 0 & 0 & 1 & 0 \\ 0 & 1 & 0 & 0 & 0 & 0 \\ 1 & 1 & 0 & 0 & 0 & 0 \\ 0 & 0 & 0 & 1 & 0 & 1 \\ 0 & 0 & 0 & 1 & 0 & 0 \end{bmatrix}.$$

For an eigenvalue λ of a matrix let W_λ denote the associated (generalized) eigenspace. Moreover, write $\langle v_1, \dots, v_k \rangle$ for the span of vectors v_1, \dots, v_k . The eigenvalues of the matrix $A_{\mathcal{D}_{\mathcal{H}}}$ are $\lambda \in \{0, \pm 1, \pm 0.5 \pm i0.866\}$; the algebraic multiplicity of $\lambda = 0$ is three and that of $\lambda = \pm 1$ is two. The corresponding (generalized) eigenspaces are

$$\begin{aligned} W_0 &= \langle v_1, v_2, v_3 \rangle, & W_{-0.5 \pm i0.866} &= \langle v_8, v_9 \rangle, \\ W_{-1} &= \langle v_4, v_5 \rangle, & W_{0.5 \pm i0.866} &= \langle v_{10}, v_{11} \rangle, \\ W_1 &= \langle v_6, v_7 \rangle, \end{aligned}$$

where

$$\begin{aligned} v_1 &= (0, 0, 1, 0, 0, 0, 0, 0, 0, 0, 0) & v_2 &= (0, 0, 1, 0, 0, 0, 0, 0, 0, 0, 1) \\ v_3 &= (0, 0, 1, 1, 0, -1, 0, 0, 0, 0, 1) & v_4 &= (1, 0, 1, 0, 1, 1, -1, 0, -1, -1, 0) \\ v_5 &= (0, -2, -2, -2, 0, 0, 1, 2, 1, 1, 2) & v_6 &= (1, 0, 1, 0, 1, 1, 1, 0, 1, 1, 0) \\ v_7 &= (0, 2, 2, 2, 0, 0, 1, 2, 1, 1, 2) \end{aligned}$$

and

$$\begin{aligned} v_8, v_9 &\in \{(a, 0, b, 0, b, c, c, 0, b, a, 0) : a \neq b \neq c \in \mathbb{R}\} \\ v_{10}, v_{11} &\in \{(a, 0, b, 0, b, c, -c, 0, -b, -a, 0) : a \neq b \neq c \in \mathbb{R}\} \end{aligned}$$

The polydiagonal subspaces given by equalities of cell coordinates and equalities of edge coordinates that are invariant by the adjacency matrix $A_{\mathcal{D}_{\mathcal{H}}}$ are

$$\begin{aligned} \tilde{\Delta}_1 &= \{x_2 = x_4\} \\ &= \langle v_1, v_2 \rangle \oplus W_{-1} \oplus W_1 \oplus W_{-0.5 \pm i0.866} \oplus W_{0.5 \pm i0.866}, \end{aligned}$$

$$\begin{aligned}
\tilde{\Delta}_2 &= \{x_1 = x_5 = x_6, x_2 = x_4; x_{e_1} = x_{e_3} = x_{e_4}\} \\
&= \langle v_1, v_2 \rangle \oplus W_{-1} \oplus W_1, \\
\tilde{\Delta}_3 &= \{x_1 = x_5 = x_6, x_2 = x_4; x_{e_1} = x_{e_3} = x_{e_4}, x_{e_2} = x_{e_5}\} \\
&= \langle v_1 \rangle \oplus W_{-1} \oplus W_1.
\end{aligned}$$

These now relate to the synchrony spaces of \mathcal{H} : We have that $\tilde{\Delta}_1$ ‘projects into’ the synchrony subspace Δ_1 of \mathcal{H} and $\tilde{\Delta}_2$ and $\tilde{\Delta}_3$ ‘project into’ the synchrony subspace Δ_2 of \mathcal{H} . \diamond

We stress that our results are valid for both unweighted and weighed hypernetworks; the previous example can be seen as a hypernetwork where all weights are equal to one.

Remark 4.26. Note that there is no need to consider more than one adjacency matrix for the incidence digraph $\mathcal{D}_{\mathcal{H}}$ in order to separate the hyperedges with tails with different multiplicities since those hyperedges as nodes in $\mathcal{D}_{\mathcal{H}}$ cannot synchronize given that the row sum of the corresponding rows in the submatrix T of adjacency matrix $A_{\mathcal{D}_{\mathcal{H}}}$ is different. \diamond

5. LINEARIZATION AND STABILITY—A CASE STUDY

In the previous sections, we considered the question what type of synchrony patterns can robustly exist for coupled cell hypernetworks and how they depend on the properties of the underlying hypergraph. We now consider linear stability of solutions on synchrony subspaces; asymptotic stability is crucial to actually observe synchrony patterns in real-world systems. We show that in a class of examples that linear stability may or may not depend on higher-order interactions.

Here we consider weighted directed hypernetworks (\mathcal{H}, W) with n nodes and directed hyperedges of the two types shown in Figure 14: There is an edge between nodes i, j with weight K_{ij} and for each pair of nodes k, l in $\{1, \dots, n\}$ there is a hyperedge $(\{k, l\}, \{i\})$ for $i = 1, \dots, n$ with weight H_{kl} . Note that we do not assume any relationship between the weights K_{ij} of the pairwise interactions and the weights H_{kl} between the nonpairwise interactions. For the remainder of this section, we fix a hypernetwork coupling through the coupling functions

$$Q_1(p_i; p_j) = p_i p_j; \quad Q_2(p_i; p_k, p_l) = p_i p_k p_l.$$

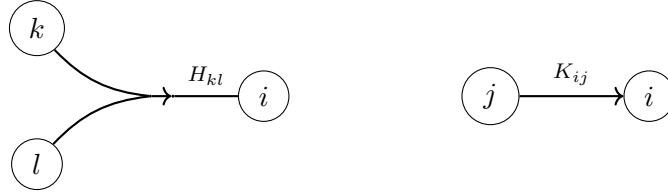


FIGURE 14. (Left) A directed hyperedge $e_{kl} = (\{k, l\}, \{i\})$ with cardinality two tail set and weight H_{kl} . (Right) A directed edge $(\{j\}, \{i\})$ with weight K_{ij} .

The choice of coupling functions now leads to an admissible coupled cell system for the hypernetwork coupling given by

$$(5.9) \quad \dot{p}_i = \left(\sum_{j=1}^n K_{ij} p_j - \sum_{k=1}^n \sum_{l=1}^n H_{kl} p_k p_l \right) p_i$$

for $i = 1, \dots, n$ subject to $\sum_{i=1}^n p_i = 1$ and $0 \leq p_i \leq 1$. For a matrix A let A^\top denote its transpose. If we write $K = [K_{ij}]$ and $H = [H_{kl}]$ for the $n \times n$ weight matrices, the system (5.9) can be written in matrix form as

$$(5.10) \quad \dot{p}_i = ((Kp)_i - p^\top H p) p_i$$

for $i = 1, \dots, n$.

Remark 5.1. Allesina and Levine [25, Supporting Information] considered the replicator equations with n species (see also Hofbauer and Sigmund [26]), that is, equations (5.9) with $K = H$ and K is skew-symmetric. Here, K_{ij} represents the effect of species j on the growth rate of species i . The dynamics of species i is determined by the *fitness of species i* given by $\sum_{j=1}^n K_{ij} p_j$ and the *average fitness for the system* $\sum_{k=1}^n \sum_{l=1}^n K_{kl} p_k p_l$; this ensures that no species can increase in density without other species decreasing. The condition $\sum_{i=1}^n p_i = 1$ ensures that total abundance conservation is maintained for all time. In this model terms of the form $K_{ij} p_i p_j$ represent *pairwise* interactions between the species i and j and $\sum_{k=1}^n \sum_{l=1}^n K_{kl} p_k p_l$ represents an average of *nonpairwise* interactions between all the species.

In [27], it is shown that for a skew-symmetric $n \times n$ matrix K is skew symmetric the system has a unique equilibrium solution p , which is linearly neutrally stable. For a skew-symmetric matrix K , the quadratic form $w \mapsto w^\top K w$ is null and with $K = H$ the system (5.9) reduces to

$$(5.11) \quad \dot{p}_i = (Kp)_i p_i$$

for $i = 1, \dots, n$. Chawanya and Tokita [27] reports that the condition of skew symmetry of K (on the interactions between the species) can be used to yield and stabilize a large complex ecosystem. The anti-symmetry model assumption is based on the fact that many species interact with each other in prey-predator or parasitic relationships. \diamond

We can make the following two observations.

Lemma 5.2. (i) *The synchrony spaces of (5.10) are the synchrony spaces of K .*

(ii) *In case H is a skew symmetric matrix, that is, $H^\top = -H$, then the quadratic form $p \mapsto p^\top H p$ vanishes and equations (5.10) become*

$$(5.12) \quad \dot{p}_i = ((Kp)_i) p_i$$

for $i = 1, \dots, n$.

A straightforward calculation leads to:

Lemma 5.3. *Assume p is an equilibrium of (5.10) with $p_i \neq 0$ for $i = 1, \dots, n$ and let J_p denote the Jacobian of (5.10) at p . Then*

$$(J_p)_i = ((K)_i - p(H + H^\top)) p_i$$

for $i = 1, \dots, n$. Here $(M)_i$ denotes the i th row of the matrix M . Note that the matrix $H + H^\top$ is always symmetric.

We show two examples of system (5.10), one with no nonpairwise interactions and one with nonpairwise interactions, admitting an equilibrium whose stability does depend on the nonpairwise interactions terms.

Examples 5.4. Consider the system (5.10) where $n = 4$ and

$$K = \frac{1}{2} \begin{bmatrix} 0 & -1 & 2 & -1 \\ 1 & 0 & 0 & -1 \\ -2 & 0 & 0 & 2 \\ 1 & 1 & -2 & 0 \end{bmatrix}.$$

Note that K is a skew symmetric matrix. The eigenvalues of K are $\lambda = 0$ (double) and a pair of nonzero imaginary eigenvalues $\lambda = \pm i\sqrt{11}/2$. Moreover,

$$W_0 = \langle (1, 1, 1, 1), (0, 2, 1, 0) \rangle.$$

(a) Assume that in (5.10) there are no nonpairwise interactions, that is, $H = \mathbf{0}$. We have that $p^* = \frac{1}{4}(1, 1, 1, 1)$ is an equilibrium of the system (5.10) with stability determined by K (by Lemma 5.3), that is, the equilibrium p^* has neutral linear stability in the sense that all eigenvalues have zero real part.

(b) Assume now the existence of nonpairwise interactions given by the symmetric matrix

$$H = \begin{bmatrix} 2 & -1 & 1 & -2 \\ -1 & 2 & -2 & 1 \\ 1 & -2 & 2 & -1 \\ -2 & 1 & -1 & 2 \end{bmatrix}.$$

Note that H has eigenvalues $\lambda = 0$ (double) and $\lambda = 2, \lambda = 6$. Moreover,

$$W_0 = \langle (1, 1, 1, 1), (1, 0, 0, 1) \rangle.$$

We have that $p^* = \frac{1}{4}(1, 1, 1, 1)$ is also an equilibrium of the system (5.10). Its (linear) stability is given by Lemma 5.3. More precisely, the linear stability of p^* is determined by

$$J_{p^*} = \frac{1}{4} \left(K - \frac{1}{2}H \right) = \frac{1}{8} \begin{bmatrix} -2 & 0 & 1 & 1 \\ 2 & -2 & 2 & -2 \\ -3 & 2 & -2 & 3 \\ 3 & 0 & -1 & -2 \end{bmatrix},$$

which has a zero eigenvalue, a negative real eigenvalue, and a pair of complex eigenvalues with negative real part. Thus, the equilibrium p^* is (linearly) stable in the directions transverse to the diagonal $\langle (1, 1, 1, 1) \rangle$ —these are the direction transverse to the synchrony subspace where all cells are synchronized. \diamond

Nevertheless, we see next an example where the nonpairwise interactions exist and do not change the stability of the equilibrium.

Example 5.5. Consider the system (5.10) with $n = 4$ and

$$K = H = \begin{bmatrix} 1 & -1 & 1 & -1 \\ 1 & 1 & -1 & -1 \\ -1 & 1 & 1 & -1 \\ 1 & 1 & 1 & -3 \end{bmatrix}.$$

Note that $\det(K) = 0$ and $\ker(K) = W_0 = \langle (1, 1, 1, 1) \rangle$. Equations (5.10) evaluate to

$$(5.13) \quad \dot{p}_i = ((Kp)_i - (p_1^2 + p_2^2 + p_3^2 - 3p_4^2)) p_i$$

for $i = 1, 2, 3, 4$. Although the quadratic form $p \mapsto p^\top K p = p_1^2 + p_2^2 + p_3^2 - 3p_4^2$ is not identically null, it vanishes at $p \in \ker(K)$. We have that $p^* = \frac{1}{4}(1, 1, 1, 1)$ is the unique equilibrium p of system (5.13) with $p_i > 0$ for $i = 1, \dots, 4$. Note that K has eigenvalues $\lambda \in \{0, -2, 1 \pm i\sqrt{3}\}$ and $W_{-2} = \langle (1, 1, 1, 3) \rangle$. Thus

$$\Delta = \{p \mid p_1 = p_2 = p_3\} = W_0 \oplus W_{-2}$$

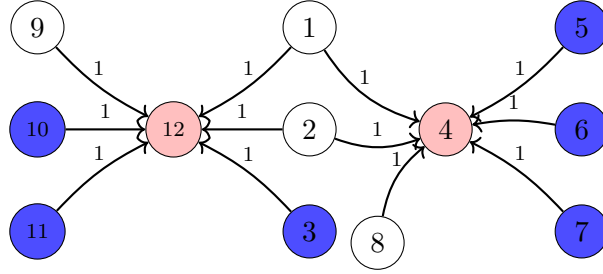


FIGURE 15. The equivalence relation with three classes represented by the three colours is balanced for the network.

is a synchrony space for K and thus, by Lemma 5.2, also for the system (5.13). Moreover,

$$K + K^T = \begin{bmatrix} 2 & 0 & 0 & 0 \\ 0 & 2 & 0 & 0 \\ 0 & 0 & 2 & 0 \\ 0 & 0 & 0 & -6 \end{bmatrix}.$$

By Lemma 5.3, the linear stability of the equilibrium $p = \frac{1}{4}(1, 1, 1, 1)$ of the system (5.13) is determined by the Jacobian matrix

$$J_p = \frac{1}{4} \left(K - \frac{1}{4} \begin{bmatrix} 2 & 2 & 2 & -6 \\ 2 & 2 & 2 & -6 \\ 2 & 2 & 2 & -6 \\ 2 & 2 & 2 & -6 \end{bmatrix} \right) = \frac{1}{16} \begin{bmatrix} 2 & -6 & 2 & 2 \\ 2 & 2 & -6 & 2 \\ -6 & 2 & 2 & 2 \\ 2 & 2 & 2 & -6 \end{bmatrix},$$

which has eigenvalues $0, -\frac{1}{2}$, and $\frac{1}{4}(1 \pm i\sqrt{3})$. That is, it has the same stability as for the system without nonpairwise interactions, $H = \mathbf{0}$. \diamond

6. DISCUSSION

Here we developed a framework for coupled cell systems with higher-order interactions. In contrast to other approaches to dynamics on hypergraphs—including [17, 19]—our framework allows for directionality of the interactions and coupling weights. The framework is restricted by the assumption of homogeneity in the k th order coupling: The interaction is mediated by a single coupling function Q_k for any edge of tail size k . These assumptions do shape the set of admissible vector fields. Recall the hypernetwork of Example 4.8(ii), which is depicted in Figure 12. As an example, the admissible evolution equations for nodes 4 and 12 take the shape

$$\dot{x}_4 = f(x_4) + Q_3(x_4; x_1, x_2, x_8) + Q_3(x_4; x_5, x_6, x_7),$$

$$\dot{x}_{12} = f(x_{12}) + Q_3(x_{12}; x_1, x_2, x_3) + Q_3(x_{12}; x_9, x_{10}, x_{11}).$$

By contrast, if we forget the hyperedge structure and consider the related network shown in Figure 15 then the equations for cells 4 and 12 in the formalism of Golubitsky, Stewart and collaborators [1, 2] have the form

$$\begin{aligned}\dot{x}_4 &= g(x_4; x_1, x_2, x_5, x_6, x_7, x_8), \\ \dot{x}_{12} &= g(x_{12}; x_1, x_2, x_3, x_9, x_{10}, x_{11}),\end{aligned}$$

where g is invariant under permutations of the last six arguments. Even though the combinatorial representation of the equations is a network (a directed graph), the admissible vector fields that are determined by the interaction function g can have nonlinear dependencies between the cell coordinates x_k . By contrast, in the additive input setup [4, 5, 6, 7] no nonlinear interactions beyond pairs of cells are possible and the admissible equations for cells 4 and 14 have the form

$$\begin{aligned}\dot{x}_4 &= f(x_4) + h(x_4, x_1) + h(x_4, x_2) + h(x_4, x_5) \\ &\quad + h(x_4, x_6) + h(x_4, x_7) + h(x_4, x_8), \\ \dot{x}_{12} &= f(x_{12}) + h(x_{12}, x_1) + h(x_{12}, x_2) + h(x_{12}, x_3) \\ &\quad + h(x_{12}, x_9) + h(x_{12}, x_{10}) + h(x_{12}, x_{11}).\end{aligned}$$

The admissible vector fields of our framework are richer than the additive setup. Moreover, they explicitly capture higher-order interaction structure, which is only implicit in the classical formalism of Golubitsky, Stewart, and collaborators but important from a dynamical point of view; cf. Section 5.

What is an appropriate combinatorial structure to encode higher-order interactions in network dynamical systems (cf. [9])? The framework developed above is phrased in terms of (directed) hypergraphs. First, the hypergraphs employed are nonstandard: The tails of each hyperedge is a multiset rather than a set. This is crucial to define a quotient of a hypernetwork without making further assumptions on the coupling functions as arguments on the synchrony subspace can appear multiple times. Second, different hypergraphs can represent the same coupled cell hypernetwork. This is due to the fact that hyperedge-heads can contain more than one element which may allow to easily identify symmetries (cf. Proposition 3.25).

It is worth pointing out that in the formalism developed above we typically consider all admissible vector fields at the same time. More specifically, we ask: What are the dynamical features of all ordinary differential equations (ODE) that are compatible with the hypernetwork structure? This elucidates the constraints network structure imposes.

For example, Theorem 4.16 allows to translate structural properties (balanced relations on a hypergraph) into dynamical properties (any ODE consistent with the hypernetwork will have a particular synchrony subspace). Consequently, these properties are not specific to any choice of coupling function. While this is the same approach as in traditional coupled cell systems, the approach is in contrast to some applications where a fixed coupling function is considered: A specific coupling function may be imposed by a particular physical system. But a nongeneric choice of coupling function can lead to nongeneric dynamical behavior and nonproper hypernetwork couplings (Definition 3.22).

The importance of higher-order interactions in network dynamical systems has repeatedly been highlighted. The framework presented here bridges coupled cell systems and higher-order interaction networks. Specifically, it allows to characterize synchrony patterns (whether global or localized/clustered). While other approaches are possible, our framework strikes a balance between generality and results that can elucidate synchronization phenomena in real-world systems.

Acknowledgments. MA and AD were partially supported by CMUP (UID/MAT/00144/2013), which is funded by FCT (Portugal) with national (MEC) and European structural funds (FEDER), under the partnership agreement PT2020. CB acknowledges support from the Engineering and Physical Sciences Research Council (EPSRC) through the grant EP/T013613/1.

REFERENCES

- [1] Ian Stewart, Martin Golubitsky, and Marcus Pivato. Symmetry Groupoids and Patterns of Synchrony in Coupled Cell Networks. *SIAM Journal on Applied Dynamical Systems*, 2(4):609–646, 2003.
- [2] Martin Golubitsky, Ian Stewart, and Andrei Török. Patterns of Synchrony in Coupled Cell Networks with Multiple Arrows. *SIAM Journal on Applied Dynamical Systems*, 4(1):78–100, 2005.
- [3] Michael J. Field. Combinatorial dynamics. *Dynamical Systems*, 19(3):217–243, 2004.
- [4] Michael J. Field. Heteroclinic Networks in Homogeneous and Heterogeneous Identical Cell Systems. *Journal of Nonlinear Science*, 25(3):779–813, 2015.
- [5] Christian Bick and Michael J. Field. Asynchronous networks and event driven dynamics. *Nonlinearity*, 30(2):558–594, 2017.
- [6] Manuela A. D. Aguiar, Ana Paula S. Dias, and Flora Ferreira. Patterns of synchrony for feed-forward and auto-regulation feed-forward neural networks. *Chaos*, 27(1):013103, 2017.
- [7] Manuela A. D. Aguiar and Ana Paula S. Dias. Synchronization and equitable partitions in weighted networks. *Chaos*, 28(7):073105, 2018.

- [8] Federico Battiston, Giulia Cencetti, Iacopo Iacopini, Vito Latora, Maxime Lucas, Alice Patania, Jean-gabriel Young, and Giovanni Petri. Networks beyond pairwise interactions: Structure and dynamics. *Physics Reports*, 874:1–92, 2020.
- [9] Christian Bick, Elizabeth Gross, Heather A. Harrington, and Michael T. Schaub. What are higher-order networks? *arXiv:2104.11329*, 2021.
- [10] Peter Ashwin and Ana Rodrigues. Hopf normal form with S_N symmetry and reduction to systems of nonlinearly coupled phase oscillators. *Physica D*, 325:14–24, 2016.
- [11] Christian Bick, Peter Ashwin, and Ana Rodrigues. Chaos in generically coupled phase oscillator networks with nonpairwise interactions. *Chaos*, 26(9):094814, 2016.
- [12] Giorgio Ausiello and Luigi Laura. Directed hypergraphs: Introduction and fundamental algorithms—A survey. *Theoretical Computer Science*, 658:293–306, 2017.
- [13] Jeffrey H. Johnson and Pejman Irvani. The multilevel hypernetwork dynamics of complex systems of robot soccer agents. *ACM Transactions on Autonomous and Adaptive Systems*, 2(2):5, 2007.
- [14] Soo-Jin Kim, Jung-Woo Ha, and Byoung-Tak Zhang. Bayesian evolutionary hypergraph learning for predicting cancer clinical outcomes. *Journal of Biomedical Informatics*, 49:101–111, 2014.
- [15] J.H. Johnson. Hypernetworks: Multidimensional relationships in multilevel systems. *The European Physical Journal Special Topics*, 225(6-7):1037–1052, 2016.
- [16] Francesco Sorrentino. Synchronization of hypernetworks of coupled dynamical systems. *New Journal of Physics*, 14(3):033035, 2012.
- [17] Raffaella Mulas, Christian Kuehn, and Jürgen Jost. Coupled dynamics on hypergraphs: Master stability of steady states and synchronization. *Physical Review E*, 101(6):062313, 2020.
- [18] Anastasiya Salova and Raissa M. D’Souza. Cluster synchronization on hypergraphs. *arXiv:2101.05464*, pages 1–7, 2021.
- [19] Anastasiya Salova and Raissa M. D’Souza. Analyzing states beyond full synchronization on hypergraphs requires methods beyond projected networks. *arXiv:2107.13712*, pages 1–17, 2021.
- [20] Giorgio Gallo, Giustino Longo, Stefano Pallottino, and Sang Nguyen. Directed hypergraphs and applications. *Discrete Applied Mathematics*, 42(2-3):177–201, 1993.
- [21] Arguello and Stadler. Whitney’s connectivity inequalities for directed hypergraphs. *The Art of Discrete and Applied Mathematics*, pages 1–14, 2021.
- [22] Ian Stewart. The lattice of balanced equivalence relations of a coupled cell network. *Mathematical Proceedings of the Cambridge Philosophical Society*, 143(1):165–183, 2007.
- [23] John W. Aldis. A polynomial time algorithm to determine maximal balanced equivalence relations. *International Journal of Bifurcation and Chaos in Applied Sciences and Engineering*, 18(2):407–427, 2008.
- [24] Manuela A. D. Aguiar and Ana Paula S. Dias. The Lattice of Synchrony Subspaces of a Coupled Cell Network: Characterization and Computation Algorithm. *Journal of Nonlinear Science*, 6(24):949–996, 2014.

- [25] Stefano Allesina and Jonathan M. Levine. A competitive network theory of species diversity. *Proceedings of the National Academy of Sciences*, 108(14):5638–5642, 2011.
- [26] Josef Hofbauer and Karl Sigmund. *Evolutionary Games and Population Dynamics*. Cambridge University Press, 1998.
- [27] Tsuyoshi Chawanya and Kei Tokita. Large-dimensional replicator equations with antisymmetric random interactions. *Journal of the Physical Society of Japan*, 71(2):429–431, 2002.

MANUELA AGUIAR, FACULDADE DE ECONOMIA, CENTRO DE MATEMÁTICA, UNIVERSIDADE DO PORTO, RUA DR ROBERTO FRIAS, 4200-464 PORTO, PORTUGAL.

Email address: maguiar@fep.up.pt

CHRISTIAN BICK, DEPARTMENT OF MATHEMATICS, VRIJE UNIVERSITEIT AMSTERDAM, DE BOELELAAN 1111, 1081 HV AMSTERDAM, THE NETHERLANDS; DEPARTMENT OF MATHEMATICS, UNIVERSITY OF EXETER, EXETER EX4 4QF, UNITED KINGDOM; INSTITUTE FOR ADVANCED STUDY, TECHNICAL UNIVERSITY OF MUNICH, LICHTENBERGSTR. 2, 85748 GARCHING, GERMANY; MATHEMATICAL INSTITUTE, UNIVERSITY OF OXFORD, OXFORD OX2 6GG, UNITED KINGDOM

Email address: c.bick@vu.nl

ANA DIAS, DEPARTAMENTO DE MATEMÁTICA, FACULDADE DE CIÊNCIAS, CENTRO DE MATEMÁTICA, UNIVERSIDADE DO PORTO, RUA DO CAMPO ALEGRE, 687, 4169-007 PORTO, PORTUGAL

Email address: apdias@fc.up.pt