

# RANDOM MEANDER MODEL FOR LINKS

NICHOLAS OWAD AND ANASTASIIA TSVIETKOVA

ABSTRACT. We describe a new random model for links based on meanders. Random meander diagrams correspond to matching pairs of parentheses, a well-studied problem in combinatorics. Hence tools from combinatorics can be used to investigate properties of links. We prove that unlinks appear with vanishing probability, no link  $L$  is obtained with probability 1, and there is a lower bound for the number of non-isotopic knots obtained on every step. Then we give expected twist number of a diagram, and bound expected hyperbolic and simplicial volume of links.

## 1. INTRODUCTION

In the recent years, there has been an increased interest in using probabilistic methods in low-dimensional geometry and topology. A number of models for 3-manifolds and links appeared, and were used to study their topological properties and various invariants. For example, Dunfield and W. Thurston [4] studied finite covers of random 3-manifolds, and Even-Zohar, Hass, Linial and Nowik [8] studied linking number and Casson invariants in random petaluma model for knots. One of the benefits of using random models is that they often allow to check the typical behavior beyond well-studied families. In this paper, we introduce a new model for links, called the *random meander link* model. For an overview of previously existing models for random knots and links, we direct the reader to the exposition by Even-Zohar [5].

For our model, we use meander diagrams. Informally, a meander is a pair of curves in the plane, where one curve assumed to be a straight line and the other one “meanders” back and forth over it. In a meander diagram, we assume that the ends of these two curves are connected. The study of meanders dates back at least to Poincaré’s work on dynamical systems on surfaces. Meanders naturally appear in various areas of mathematics (see, for example, combinatorial study by Franz and Earnshaw [9]), as well as in natural sciences. Every knot is known to have a meander diagram, and we generalize these diagrams so that every link has one too. This is described in Section 2.

The first important question about any random link model is whether it produces non-trivial links with high probability. For example, for random petaluma model for knots, the paper [6] by Even-Zohar, Hass, Linial and Nowik answers the question,

and for grid walk model for knots, one of the proofs of this was given by Pippenger and Schleich [20]. In Sections 3 and 4, we prove that as the number of crossings in a link diagram grows, we obtain a non-trivial knot or link with probability 1 in this model. This is the main result of this paper, given in Theorem 4.5. We also observe that as the number of crossings and components in a random diagram grows, no link is obtained with probability 1 in our random model, and therefore the model yields infinitely many distinct links. As a corollary, we give a lower bound on the number of distinct (up to isotopy) knots produced by our model on every step.

In Section 5, we give an application of this random model to low-dimensional topology by finding the expected number of twists in a random link diagram. This is Theorem 5.3. This number is related to geometric properties of the respective link complement in 3-sphere, as is shown, for example, in the work on hyperbolic volume by Lackenby [11] and Purcell [22], or in the work on cusp volume by Lackenby and Purcell [12]. Applying the former paper by Lackenby and its extension concerning simplicial volume by Dasbach and Tsvietkova [3], we give bounds for the expected hyperbolic or simplicial volume of links in the spirit of Obeidin's observations [17]. We conclude with some open questions concerning hyperbolicity and volume of random meander links.

One of the advantages of random meander link model is that constructing meander diagrams corresponds in a certain way to a well-known combinatorial problem about pairs of parentheses which are correctly matched. Thus the number of random meander diagrams has a simple formula in terms of Catalan numbers. Moreover, topological and diagrammatic properties of random meander links translate into combinatorial identities, and can be investigated using tools from combinatorics. For example, to prove that unlinks are rare, we use Poincaré's theorem about recurrence relations, and Zeilberg's algorithm that finds a polynomial recurrence for hypergeometric identities. Finding mathematical expectation for volume of a link complement involves summing Narayana numbers, another well-known series. This is perhaps an unexpected way to look at knot theory problems.

## 2. RANDOM MEANDER LINK MODEL

We begin by providing the background required to define our random model. The following result is attributed to Gauss.

**Theorem 2.1.** [1, Theorem 1.2] Every knot has a projection that can be decomposed into two sub-arcs such that each sub-arc never crosses itself.

By planar isotopy, one of these sub-arcs can be taken to be a subset of the  $x$ -axis, which we will call the *axis*. The resulting diagram is called *straight*. The other sub-arc we call the *meander curve*. We will call a segment of the meander curve between two consecutive crossings an *arc*. The *complementary axis* is the  $x$ -axis minus the axis.

Then every arc that makes up the meander curve either crosses the complementary axis or not. If an arc does not cross the complementary axis, we call it a *contained arc* and if it does cross the complementary axis, it is an *uncontained arc*. A straight diagram is said to be a *meander diagram* if there are no uncontained arcs. See Figure 1.




FIGURE 1. Three diagrams of the figure-eight knot. On the left, the standard diagram; in the center, a straight diagram; on the right, a meander diagram.

For study of meander knots and links from the point of view of knot theory and low-dimensional topology, see for example [10, 14, 16]. The following fact was proved by Owad in [16], Theorem 2.8, and known to Adams, Shinjo, and Tanaka (see Fig. 2 in [1]).

**Theorem 2.2.** Every knot has a meander diagram.

A *meander graph* is the 4-valent planar graph obtained by replacing each crossing of a meander diagram with a vertex. Upper semi-circles, above the axis, and a lower semi-circles, below the axis, are some of the graph's edges. By a pair of parentheses we mean two parentheses, left and right:  $()$ . Further, we will refer to any string of  $s$  pairs of parenthesis as a *p-string* of length  $s$ . Put a collection of upper semi-circles in the correspondence with a p-string, as in Figure 2, where a pair  $a$  is inside the pair  $b$  if and only if the respective semicircle for  $a$  is inside the respective semicircle for  $b$ . Do the same for lower semi-circles. To generate a random meander graph, we will use two p-strings, each of length  $s$ .

Let  $\Gamma_{2s-1}$  be a meander graph generated with two p-strings of lengths  $s$ . The *crossing information* at each vertex is a word  $V_{2s-1}$  consisting of letters  $U$  and  $O$  of length  $2s - 1$ . The pair  $(\Gamma_{2s-1}, V_{2s-1})$  defines a meander link  $L_{2s-1}$  as follows: every letter in  $V_{2s-1}$  from left to right corresponds to either overpass ( $O$ ) or underpass ( $U$ ) of the axis of the diagram drawn instead of the vertices of  $\Gamma_{2s-1}$  from left to right respectively.

Call the link component that contains the axis the *axis component*. All link crossings are a part of this component. As a result, the other link components are unknots, not knotted with each other.

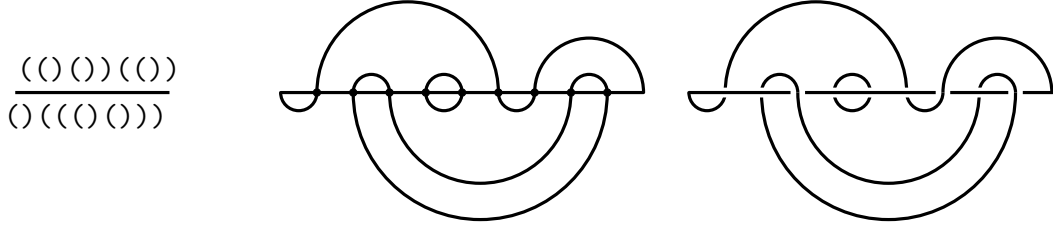


FIGURE 2. Left: two p-strings of length 5. Middle: the corresponding meander graph  $\Gamma_9$ . Right: the random meander link  $L_9$  obtained by adding crossing information  $V_9 = OOUOOOUOU$  to  $\Gamma_9$ .

Now we generalize this construction. For every link component of  $L_{2s-1}$ , take  $r - 1$  additional strands parallel to it. Instead of each crossing of  $L_{2s-1}$  we have  $r^2$  crossings in the new link. Substitute each of them by a vertex again. Denote the resulting graph by  $\Gamma_{2s-1}^r$ . Denote the collection of  $r$  words, where each word consists of  $r(2s - 1)$  letters  $O$  and  $U$ , by  $V_{2s-1}^r$ .




FIGURE 3. From left to right: an example of a graph  $\Gamma_3$ , graph  $\Gamma_3^3$ , crossing information  $V_3^3$ , and the knot obtained as  $(\Gamma_3^3, V_3^3)$ .

The  $(r, 2s - 1)$ -meander link diagram or link is the link diagram or the link obtained by adding the crossing information  $V_{2s-1}^r$  to the graph  $\Gamma_{2s-1}^r$  as above. We denote the set of all  $(r, 2s - 1)$ -meander link diagrams for a given  $s$  and  $r$  by  $\mathcal{L}_{2s-1}^r$ . Note that one link can be in several such sets for different  $r, s$ .

**Theorem 2.3.** Any link has an  $(r, 2s - 1)$ -meander link diagram.

*Proof.* This follows from Theorem 2.2 together with Theorem 1.4 of [7].  $\square$

Theorem 2.3 means, in particular, that the set of all links is the same as the set of  $(r, 2s - 1)$ -meander links for all natural  $r$  and  $s$ , up to link isotopy. If we set  $r = 1$ , the set  $\bigcup_{s=1}^{\infty} \mathcal{L}_{2s-1}^1$  contains the set of all knots by Theorem 2.1. It also contains some links with more than one component: see Figure 2 for an example.

For positive integers  $s$  and  $r$ , choose  $\Gamma_{2s-1}^r$  and  $V_{2s-1}^r$  uniformly at random. The resulting  $(r, 2s - 1)$ -meander link diagram or link is called a *random  $(r, 2s - 1)$ -meander link diagram or link*.

### 3. LINKS WITH PIERCED CIRCLES

Here and further we consider link complements in  $S^3$ . When projected to a plane or  $S^2$ , certain fragments of a link diagram guarantee the the link is not trivial, i.e. is not an unlink in  $S^3$ . In meander link diagrams, we identify one such fragment below. Later in this section, we will find the mathematical expectation of such a fragment being present.

A *pierced circle* is a fragment of a meander graph or link depicted in Figure 4. The circle component has exactly two consecutive vertices or crossings on the axis. See Figure 2, middle and right, for an example of a meander graph and a meander link with a pierced circle.

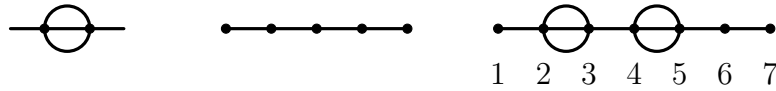


FIGURE 4. From left to right: a pierced circle in a graph; the path graph  $P_5$ ; a graph from  $\mathcal{A}_7(2)$  on the right.

We will determine the expected number of pierced circles in a random meander diagram.

Consider the path graph  $P_v$ , as in Figure 4, middle. Label the vertices 1 through  $v$  from left to right. A pierced circle is *at position  $i$*  if the left vertex of the circle is labeled  $i$ . We will count the number of ways to add  $k$  pierced circles to  $P_v$  so that no two circles share a vertex. Let  $\mathcal{A}_v(k)$  be the collection of the resulting graphs, with  $k$  pierced circles added.

**Lemma 3.1.** There are  $\binom{v-k}{k}$  graphs in  $\mathcal{A}_v(k)$ .

*Proof.* Note that  $\mathcal{A}_v(k)$  is the number of partitions of  $v$  into one non-negative integer and  $k$  integers that are two or greater. The non-negative integer represents the number of vertices before the position of the first pierced circle, which may be zero. The  $k$  integers that are two or greater are differences  $|i - j|$  for consecutive circles at positions  $i$  and  $j$ . In Figure 4 with  $v = 7$  and  $k = 2$ , we have  $7 = 1 + 2 + 4$ .

Recall that the number of partitions of a natural number  $n$  into  $k$  natural numbers is  $\binom{n-1}{k-1}$ . To prove it, the “stars and bars” technique may be used: fix  $n$  stars on a

line, with an empty space between adjacent stars. Place  $k - 1$  bars into  $n - 1$  spaces. The bars will separate the  $n$  stars into  $k$  bins, with at least one star in each bin.

We modify this as follows. Since we are partitioning  $v$  into  $k + 1$  numbers, we place  $k$  bars. If we want all numbers to be at least 2, we must place one star in each bin before we place the bars. This means taking away  $k + 1$  stars from our  $v$  stars. But then we add two stars back in, for our first number in the partition can be 0 or 1. Hence, we have  $v - (k + 1) + 2 = v - k + 1$  stars. Now, placing  $k$  bars in the  $v - k$  positions between the stars gives us a count of  $\binom{v - k}{k}$ .  $\square$

Recall that the *Catalan number*  $C_s = \frac{1}{s + 1} \binom{2s}{s}$  counts the number of valid strings of  $s$  pairs of parenthesis [23].

A p-string has  $s$  pairs of parentheses, so  $2s$  possible positions for each one. We call a matched pair of parentheses next to each other,  $()$ , a *bigon*. A bigon is *at position*  $i$  if the left parenthesis is at the  $i$ -th position in the p-string.

**Lemma 3.2.** Let  $x_1, x_2, \dots, x_j$  be an increasing sequence of positions from the set  $\{1, 2, \dots, 2s - 1\}$ , with  $x_{i+1} - x_i \geq 2$  and  $2j \leq s$ . In a p-string of length  $s$ , at every position  $x_i, i = 1, \dots, j$ , place a bigon. By varying parenthesis at the remaining positions, one obtains  $C_{s-j}$  distinct p-strings.

*Proof.* Let  $w$  be such a p-string. There are  $2(s - j)$  positions where one may vary parenthesis. Choose any p-string  $y$  of length  $s - j$ , and fill in the remaining positions of  $w$  with the parentheses of  $y$ , in order. The options for  $w$  are then in one-to-one correspondence with the options for  $y$ . And there are  $C_{s-j}$  options for  $y$ .  $\square$

We now establish an upper bound for the number meander graphs  $\Gamma_{2s-1}^1$  i.e. graphs with no parallel strands, and having exactly  $2s - 1$  vertices of valence 4 with exactly  $k$  pierced circles. Recall that  $\mathcal{A}_{2s-1}(k)$  denotes the set of path graphs with  $2s - 1$  vertices and  $k$  pierced circles. The most obvious bound, which we will denote  $\mathcal{O}_s(k)$ , is obtained by multiplying the number of graphs in  $\mathcal{A}_{2s-1}(k)$ , from Lemma 3.1, by all possible configurations that make a graph from  $\mathcal{A}_{2s-1}(k)$  a meander graph, from Lemma 3.2.

Here we need to take into account two rows of parenthesis that correspond to the graph, one row for arcs above, and one for arcs below the axis, so we multiply by  $C_{s-k}$  twice. Then

$$(1) \quad \mathcal{O}_s(k) = \binom{2s - k - 1}{k} (C_{s-k})^2.$$

The bound  $\mathcal{O}_s(k)$  overcounts the number meander graphs  $\Gamma_{2s-1}^1$  with exactly  $k$  pierced circles. Indeed, in the resulting count, there may be graphs with bigons appearing at positions other than  $x_i, i = 1, \dots, j$ , the positions specified in Lemma 3.2.

Define  $\mathcal{E}_s(k)$  to be the number of all graphs  $\Gamma_{2s-1}^1$  with exactly  $k$  pierced circles. In the next lemma, we establish the relations that hold for  $\mathcal{E}_s(k)$ , and will be useful for us later.

**Lemma 3.3.** The following identities hold.

$$(1) \text{ Given } s \text{ and } k, \mathcal{E}_s(k) = \sum_{m=k}^s (-1)^{m+k} \binom{m}{k} \mathcal{O}_s(m).$$

$$(2) \sum_{k=0}^s \mathcal{E}_s(k) = (C_s)^2.$$

*Proof.* We first prove part (1).

First note that  $\mathcal{O}_s(k)$  includes graphs with  $k$  or more circles in its count. For example, let  $\Gamma = \Gamma_{2s-1}^1$  be a graph with exactly  $j > k$  pierced circles, then  $\mathcal{O}_s(k)$  counts  $\Gamma$  exactly  $\binom{j}{k}$  times. This is because  $\Gamma$  contains exactly  $\binom{j}{k}$  distinct graphs  $A \in \mathcal{A}_s(k)$  as subgraphs.

By definition, the number of graphs with exactly  $k$  pierced circles is  $\mathcal{E}(k)$ . So if we use  $\mathcal{O}_s(k)$  as our initial overcount, we must subtract the number of the graphs with  $j > k$  pierced circles, obtaining the following equation:

$$\begin{aligned} \mathcal{E}_s(k) &= \mathcal{O}_s(k) - \binom{k+1}{k} \mathcal{E}_s(k+1) - \binom{k+2}{k} \mathcal{E}_s(k+2) - \dots - \binom{s}{k} \mathcal{E}_s(s) = \\ (2) \quad &= \mathcal{O}_s(k) - \sum_{m=k+1}^s \binom{m}{k} \mathcal{E}_s(m). \end{aligned}$$

The rest of the proof is by strong induction on  $s - k$  for a fixed  $s$ , i.e. we fix  $s$  and let  $k$  be  $s, s - 1, s - 2, \dots$

For the base step to hold, we need  $\mathcal{E}_s(s) = 0$ . From formula (1) above,  $\mathcal{O}_s(s) = 0$  for the overcount, and thus  $\mathcal{E}_s(s) = 0$  for the exact number.

Assuming the proposition statement holds for  $s, s - 1, \dots, k + 1$ , we prove it for  $k$ . Plug in the formula from the proposition statement into equation (2) for  $\mathcal{E}_s(s), \mathcal{E}_s(s - 1), \dots, \mathcal{E}_s(k + 1)$ . We obtain

$$\mathcal{E}_s(k) = \mathcal{O}_s(k) - \sum_{m=k+1}^s \binom{m}{k} \sum_{j=m}^s (-1)^{m+j} \binom{j}{m} \mathcal{O}_s(j).$$

Expand the sums in the above formula, and group the terms with  $\mathcal{O}_s(k)$ , then with  $\mathcal{O}_s(k+1)$ , then  $\mathcal{O}_s(k+2)$ , and so up to  $\mathcal{O}_s(s)$ . We obtain

$$\begin{aligned} \mathcal{E}_s(k) &= \mathcal{O}_s(k) - \mathcal{O}_s(k+1) \binom{k+1}{k} + \mathcal{O}_s(k+2) \left[ -\binom{k+2}{k} + \binom{k+1}{k} \binom{k+2}{k+1} \right] + \dots + \\ &+ \mathcal{O}_s(s) \left[ -\binom{s}{k} + \binom{s-1}{k} \binom{s}{s-1} - \dots \mp \binom{k+2}{k} \binom{s}{k+2} \pm \binom{k+1}{k} \binom{s}{k+1} \right]. \end{aligned}$$

Rewrite the latter expression using the summation notation for the sums next to  $\mathcal{O}_s(k+1)$ ,  $\mathcal{O}_s(k+2)$ , ...,  $\mathcal{O}_s(s)$ :

$$\begin{aligned} \mathcal{E}_s(k) &= \mathcal{O}_s(k) - \mathcal{O}_s(k+1) \sum_{i=k+1}^{k+1} (-1)^{k+1+i} \binom{i}{k} \binom{k+1}{i} - \\ &- \mathcal{O}_s(k+2) \sum_{i=k+1}^{k+2} (-1)^{k+2+i} \binom{i}{k} \binom{k+2}{i} - \mathcal{O}_s(k+3) \sum_{i=k+1}^{k+3} (-1)^{k+3+i} \binom{i}{k} \binom{k+3}{i} - \dots - \\ &- \mathcal{O}_s(s) \sum_{i=k+1}^s (-1)^{s+i} \binom{i}{k} \binom{s}{i} = \mathcal{O}_s(k) - \sum_{m=k+1}^s \mathcal{O}_s(m) \left[ \sum_{i=k+1}^m (-1)^{m+i} \binom{i}{k} \binom{m}{i} \right]. \end{aligned}$$

Using that  $\binom{i}{k} \binom{m}{i} = \binom{m}{k} \binom{m-k}{m-i}$ , we have

$$(3) \quad \mathcal{E}_s(k) = \mathcal{O}_s(k) - \sum_{m=k+1}^s \mathcal{O}_s(m) \binom{m}{k} \left[ \sum_{i=k+1}^m (-1)^{m-i} \binom{m-k}{m-i} \right].$$

In the above, let  $t = m - i$ . Recall that the sum of alternating binomial coefficients is zero, i.e.  $\sum_{t=0}^{m-k} (-1)^t \binom{m-k}{t} = 0$ . Thus the inner sum on the right in (3) becomes

$$\sum_{t=0}^{m-k-1} (-1)^t \binom{m-k}{t} = \left[ \sum_{t=0}^{m-k} (-1)^t \binom{m-k}{t} \right] - (-1)^{m-k} \binom{m-k}{m-k} = (-1)^{m-k+1}.$$

With this, (3) is now

$$\mathcal{E}_s(k) = \mathcal{O}_s(k) - \sum_{m=k+1}^s \binom{m}{k} \mathcal{O}_s(m) [(-1)^{m-k+1}] = \sum_{m=k}^s (-1)^{m+k} \binom{m}{k} \mathcal{O}_s(m).$$

For part (2), note that  $\mathcal{E}_s(k)$  counts disjoint sets of meander graphs for different  $k$ , since there must be exactly  $k$  pierced circles in a graph counted by  $\mathcal{E}_s(k)$ . The sum  $\sum_{k=0}^s \mathcal{E}_s(k)$  therefore is the number of all meander graphs with  $2s - 1$  vertices for a fixed  $s$ . Recall that  $C_s$  is the number of different  $p$ -strings for a fixed  $s$  from Lemma



3.2. Taking two such rows of parenthesis that correspond to a graph, one row for arcs above, and one for arcs below, we also obtain all possible meander graphs  $2s - 1$  vertices, and their number is therefore  $(C_s)^2$ .  $\square$

**Proposition 3.4.** For a fixed  $s$ , the expected number of pierced circles in  $\Gamma_{2s-1}^1$  is  $\mathbb{E} = \frac{\mathcal{O}_s(1)}{C_s^2}$ .

*Proof.* Recall that  $\mathcal{E}_s(k)$  was defined to be the number of all graphs of the type  $\Gamma_{2s-1}^1$  with exactly  $k$  pierced circles. Then the expected value  $\mathbb{E}$  for  $\mathcal{E}_s(k)$  is

$$1 \cdot \frac{\mathcal{E}_s(1)}{\sum_{k=0}^s \mathcal{E}_s(k)} + 2 \cdot \frac{\mathcal{E}_s(2)}{\sum_{k=0}^s \mathcal{E}_s(k)} + \cdots + s \cdot \frac{\mathcal{E}_s(s)}{\sum_{k=0}^s \mathcal{E}_s(k)}.$$

The fraction in each term is the probability of  $k$  pierced circles occurring when the number of pierced circles  $k$  is chosen uniformly at random, and each term is weighted by  $k$ .

By Lemma 3.3 (2), we have  $\mathbb{E} = \sum_{k=0}^s k \frac{\mathcal{E}_s(k)}{\sum_{k=0}^s \mathcal{E}_s(k)} = \sum_{k=0}^s k \frac{\mathcal{E}_s(k)}{C_s^2}$ .

Denote by  $A = \sum_{k=0}^s k \mathcal{E}_s(k)$ . We claim that  $A = \mathcal{O}_s(1)$ , and then the proposition follows. To prove the claim, we use Lemma 3.3 (1), but move factor  $k$  inside the inner sum as follows:

$$A = \sum_{k=1}^s k \sum_{j=k}^s (-1)^{k+j} \binom{j}{k} \mathcal{O}_s(j) = \sum_{k=1}^s \sum_{j=k}^s (-1)^{k+j} k \binom{j}{k} \mathcal{O}_s(j).$$

If we write out the terms of inner sums in the last expression, we obtain:  
for  $k = 1$ ,

$$\begin{aligned} \sum_{j=1}^s (-1)^{1+j} 1 \binom{j}{1} \mathcal{O}_s(j) &= (-1)^{2+1} 1 \binom{1}{1} \mathcal{O}_s(1) + \\ &+ (-1)^{3+1} 1 \binom{2}{1} \mathcal{O}_s(2) + (-1)^{4+1} 1 \binom{3}{1} \mathcal{O}_s(3) + \cdots + (-1)^{s+1} 1 \binom{s}{1} \mathcal{O}_s(s); \end{aligned}$$

for  $k = 2$ ,

$$\begin{aligned} \sum_{j=2}^s (-1)^{2+j} 2 \binom{j}{2} \mathcal{O}_s(j) &= (-1)^{4+2} 2 \binom{2}{2} \mathcal{O}_s(2) + (-1)^{5+2} 2 \binom{3}{2} \mathcal{O}_s(3) + \cdots + \\ &+ (-1)^{s+2} 2 \binom{s-1}{2} \mathcal{O}_s(s-1) + (-1)^{s+2} 2 \binom{s}{2} \mathcal{O}_s(s); \end{aligned}$$

etc.

Once all expressions are written out as above, we group the summands across diagonals as follows: take the first term for  $k = 1$  on its own; group the second term for  $k = 1$  with the first term for  $k = 2$ ; group the third term for  $k = 1$  with the second term for  $k = 2$ , and with the first term for  $k = 3$ ; etc. We respectively obtain  $\sum_{i=1}^1 (-1)^{i+1} i \binom{1}{i} \mathcal{O}_s(1)$ ;  $\sum_{i=1}^2 (-1)^{i+2} i \binom{2}{i} \mathcal{O}_s(2)$ ;  $\sum_{i=1}^3 (-1)^{i+3} i \binom{3}{i} \mathcal{O}_s(3)$ ; etc. Now, if we sum these, we see that

$$A = \sum_{k=1}^s \left[ \mathcal{O}_s(k) \sum_{i=1}^k (-1)^{k+i} i \binom{k}{i} \right]$$

Note that  $\sum_{i=1}^k (-1)^{k+i} i \binom{k}{i} = 0$  if  $k > 1$ , so we obtain the claim.  $\square$

From a straight forward simplification of the definitions, the expectation has nice closed form,  $\frac{\mathcal{O}_s(1)}{C_s^2} = \frac{s^3 + s^2 - s - 1}{8s^2 - 8s + 2}$ . This asymptotically approaches  $\frac{s+2}{8}$  from above for large  $s$ . In fact, by  $s = 6$ , the error between  $\frac{s+2}{8}$  and  $\frac{\mathcal{O}_s(1)}{C_s^2}$  is less than 0.013, and we expect about one pierced circle.

#### 4. UNLINKS ARE RARE

A natural question to ask is whether the new model is likely to produce a non-trivial link. Our goal now is to show that the random links generated in our model are nontrivial. We will do this by first showing that as  $s \rightarrow \infty$  for a link  $\Gamma_{2s-1}^1$ , the number of corresponding link diagrams with no pierced circles is small compared to the total number of diagrams.

A hypergeometric series is a series of the form  $\sum t_k$ , where the ratio of consecutive terms  $\frac{t_{k+1}}{t_k}$  is a rational function of  $k$ . To prove Proposition 4.3, we will consider such series  $\frac{\mathcal{E}_s(0)}{C_s^2}$ , which is the ratio of number of meander graphs with no pierced circles to all meander graphs. We will obtain a recurrence relation for  $\mathcal{E}_s(0)$ . Once we have a recurrence relation, we can apply the following classic result of Poincaré to show that this ratio becomes small, and therefore, almost all meander graphs have a pierced circle.

Suppose  $\{u_n\}$  is a number sequence for natural indices  $n$ . Consider a linear recurrence relation in  $k + 1$  terms of this sequence for some fixed positive natural  $k$ , i.e.  $\alpha_{0,n}u_{n+k} + \alpha_{1,n}u_{n+k-1} + \alpha_{2,n}u_{n+k-2} + \cdots + \alpha_{k,n}u_n + c = 0$ . Here  $c$  and  $\alpha_{i,n} \in \mathbb{R}$  for  $i = 0, 1, \dots, k$  are coefficients, and the relation holds for all natural  $n$ . We can assume  $\alpha_{0,n} = 1$ . In [21], such a relation is called a difference equation. It is called homogeneous if the constant term  $c = 0$ . We will use the following theorem.

**Theorem 4.1.** [Poincaré [21]] Suppose the coefficients  $\alpha_{i,n}$ ,  $i = 1, 2, \dots, k$ , of a linear homogeneous difference equation

$$(4) \quad u_{n+k} + \alpha_{1,n}u_{n+k-1} + \alpha_{2,n}u_{n+k-2} + \cdots + \alpha_{k,n}u_n = 0$$

have limits  $\lim_{n \rightarrow \infty} \alpha_{i,n} = \alpha_i$ ,  $i = 1, 2, \dots, k$ , and the roots  $\lambda_1, \dots, \lambda_k$  of the characteristic equation  $t^k + \alpha_1 t^{k-1} + \cdots + \alpha_k = 0$  have distinct absolute values. Then for any solution  $u$  of equation (4), either  $u_n = 0$  for all sufficiently large  $n$  or  $\lim_{n \rightarrow \infty} \frac{u_{n+1}}{u_n} = \lambda_i$  for some  $i$ .

**Lemma 4.2.** The sequence  $\{\mathcal{E}_s(0)\}_{s=1}^\infty$  satisfies the recurrence relation

$$\sum_{k=0}^3 P_k(s) \mathcal{E}_{s+k}(0) = 0,$$

with polynomials  $P_k$  given by

$$\begin{aligned} P_0(s) &= 2s^3 + s^2 - 8s + 5, & P_1(s) &= -26s^3 - 93s^2 - 82s - 30, \\ P_2(s) &= -26s^3 - 141s^2 - 226s - 81, & P_3(s) &= 2s^3 + 17s^2 + 40s + 16. \end{aligned}$$

*Proof.* This was verified using the computer algebra software Maple™ [13], by applying command `Zeilberger` from subpackage `SumTools[Hypergeometric]`.

For a short explanation of Zeilberger's algorithm, recall that we are looking for a recurrence relation on  $\mathcal{E}_s(0)$ . By Lemma 3.3(1),  $\mathcal{E}_s(0) = \mathcal{O}_s(0) - \mathcal{O}_s(1) + \mathcal{O}_s(2) - \cdots + (-1)^s \mathcal{O}_s(s)$ . Recall also that  $\mathcal{O}_s(k) = \binom{2s-k-1}{k} (C_{s-k})^2$  by definition. The polynomials  $P_0, P_1, P_2, P_3$  are obtained and verified using Zeilberger's Algorithm, described, for example, in [19]. In particular, the command `Zeilberger` returns these polynomials and a certificate verifying the calculation. We will outline the mathematics behind the command `Zeilberger` and the verification, to show that this leads to a rigorous proof.

Using the Maple™ notation, the command `Zeilberger` takes as input the function  $T(s, m) = (-1)^m \mathcal{O}_s(m)$ , so that  $\mathcal{E}_s(0) = \sum_{m=0}^s T(s, m)$ . The command then outputs the functions  $L$  and  $G$ , which we describe later. By  $x = x(s)$  the *shift* operator is

denoted, that is, a function  $x$  of  $s$  such that  $xT(s, m) = T(s + 1, m)$ . In our notation,  $x(-1)^m \mathcal{O}_s(m) = (-1)^m \mathcal{O}_{s+1}(m)$ . One can solve for  $x$  without difficulty, but we only need the existence of such  $x$  for the proof.

It is also important for the final simplification below that we can extend the definition of  $\mathcal{E}_s(0)$  as follows. The sum  $\mathcal{E}_s(0)$  has summands that range from  $m = 0$  to  $s$ . We can increase the number of summands by increasing the largest value of  $m$ . This will not change  $\mathcal{E}_s(0)$ , since the terms  $\mathcal{O}_s(m)$  are zero if  $m \geq s$ . Thus, in the remaining part of the proof we may consider  $\mathcal{E}_s(0), \mathcal{E}_{s+1}(0), \mathcal{E}_{s+2}(0)$ , and  $\mathcal{E}_{s+3}(0)$  to have summands up to  $m = s + 3$ . Then we obtain, using the shift operator  $x$ ,

$$\begin{aligned} \sum_{k=0}^3 P_k(s) \mathcal{E}_{s+k}(0) &= \sum_{k=0}^3 \left( P_k(s) \sum_{m=0}^{s+3} (-1)^m \mathcal{O}_{s+k}(m) \right) = \\ &= \sum_{m=0}^{s+3} \left( \sum_{k=0}^3 P_k(s) (-1)^m \mathcal{O}_{s+k}(m) \right) = \sum_{m=0}^{s+3} \left( \sum_{k=0}^3 x^k P_k(s) (-1)^m \mathcal{O}_s(m) \right) = \\ &= \sum_{m=0}^{s+3} \left( (-1)^m \mathcal{O}_s(m) \sum_{k=0}^3 x^k P_k(s) \right) \end{aligned}$$

One part of the output of `Zeilberger` command is  $L = P_0(s) + xP_1(s) + x^2P_2(s) + x^3P_3(s)$  where  $P_k$  are the four explicit polynomials Zeilberger's algorithm provides us. The other part of the output is  $G$ , which denotes a function  $G(s, m)$  such that  $L(T(s, m)) = G(s, m + 1) - G(s, m)$ . We exclude explicit expression for  $G$  for brevity, but it is provided by Maple. See [15] for the explicit expression and the details of the computation. The function  $G$  is what allows us to creatively telescope. In particular, for  $0 \leq m \leq s + 3$ ,

$$\begin{aligned} \sum_{m=0}^{s+3} \left( (-1)^m \mathcal{O}_s(m) \sum_{k=0}^3 x^k P_k(s) \right) &= \sum_{m=0}^{s+3} (T(s, m)L) = \\ &= \sum_{m=0}^{s+3} (G(s, m + 1) - G(s, m)) = G(s, s + 4) - G(s, 0) = 0, \end{aligned}$$

where the last equality follows from inspecting the explicit expression for  $G$ .  $\square$

Now we have all the pieces for the next theorem.

**Proposition 4.3.** The ratio of random  $(1, 2s - 1)$ -meander graphs without any pierced circles to all random  $(1, 2s - 1)$ -meander graphs asymptotically approaches zero, i.e.  $\frac{\mathcal{E}_s(0)}{C_s^2} \rightarrow 0$  as  $s \rightarrow \infty$ .

*Proof.* Let  $a_s = \frac{\mathcal{E}_s(0)}{C_s^2}$ . We will use the ratio test for sequences and show that

$\lim_{s \rightarrow \infty} \frac{a_{s+1}}{a_s} < 1$ . It is straight forward to see that  $\lim_{s \rightarrow \infty} \frac{C_s}{C_{s+1}} = \lim_{s \rightarrow \infty} \frac{s+2}{2(2s+1)} = \frac{1}{4}$  and notice that

$$\frac{a_{s+1}}{a_s} = \frac{\mathcal{E}_{s+1}(0)C_s^2}{\mathcal{E}_s(0)C_{s+1}^2}.$$

This allows us to reduce our problem to showing that

$$(5) \quad \lim_{s \rightarrow \infty} \frac{\mathcal{E}_{s+1}(0)}{\mathcal{E}_s(0)} < 16.$$

We divide the recurrence relation from Lemma 4.2 by  $P_3(s)$ .

$$\mathcal{E}_{s+3}(0) + \frac{P_2(s)}{P_3(s)}\mathcal{E}_{s+2}(0) + \frac{P_1(s)}{P_3(s)}\mathcal{E}_{s+1}(0) + \frac{P_0(s)}{P_3(s)}\mathcal{E}_s(0) = 0.$$

The above is a linear homogeneous difference equation in  $u_s = \mathcal{E}_s(0)$  with 4 terms. We can apply Poincaré's theorem to it, with  $\alpha_{1,s} = \frac{P_2(s)}{P_3(s)}$ ,  $\alpha_{2,s} = \frac{P_1(s)}{P_3(s)}$ , and  $\alpha_{3,s} = \frac{P_0(s)}{P_3(s)}$ . Then, as defined in the statement of Poincaré's theorem,  $\alpha_i = \lim_{s \rightarrow \infty} \alpha_{i,s}$  and via basic calculus, we see  $\alpha_1 = -13$ ,  $\alpha_2 = -13$ , and  $\alpha_3 = 1$ . Thus, the characteristic equation of this recurrence is  $t^3 - 13t^2 - 13t + 1 = 0$ .

There are three real solutions to the characteristic equation,  $z = -1$ ,  $7 - 4\sqrt{3} \approx 0.0718$ , and  $7 + 4\sqrt{3} \approx 13.928$ , all of which are less than 16. Theorem 4.1 states that  $\lim_{s \rightarrow \infty} \frac{\mathcal{E}_{s+1}(0)}{\mathcal{E}_s(0)}$  converges to zero or one of the solutions of the characteristic equation, which verifies the inequality 5, finishing the proof.  $\square$

Consider a single circle  $C$  in a diagram, with  $r$  horizontal strands crossing it, as in Figure 5. In our model, the  $r$  horizontal strands are parallel copies of a knot, so they are not linked with one another. The crossing information is chosen at random.

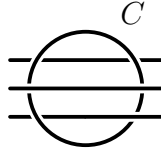


FIGURE 5. The circle  $C$  meeting three parallel copies of the axis component. The top two are not linked with other link components shown, while the bottom one is linked with  $C$ .

**Lemma 4.4.** The component  $C$  is unlinked from other components in the  $(s, r)$ -random link with probability  $\frac{1}{2^r}$ .

*Proof.* For an axis component, consider its two crossings with  $C$ . There are four options for the crossing information for such a pair of crossings: (over, over), (over, under), (under, over), and (under, under). Note that  $C$  is unlinked from an axis component if the axis component passes under  $C$  at both its crossings with  $C$ , or passes over  $C$  at both (see Figure 5). Hence half of the options for the crossing information imply that  $C$  and the axis component are not linked. Therefore, if there are  $r$  axis components, the probability that all of them are unlinked from  $C$  is  $\frac{1}{2^r}$ .  $\square$

We can now state the main result of this section.

**Theorem 4.5.** Let  $L$  be a  $(r, 2s - 1)$ -random link. If  $L$  is alternating and  $s$  tends to infinity, then  $L$  is nontrivial with probability one. If  $L$  has its crossings chosen at random and  $s$  and  $r$  tend to infinity, then  $L$  is nontrivial with probability one.

*Proof.* The first statement follows from Proposition 4.3, since alternating link with a pierced circle is different from an unlink. Similarly in the second statement, we are guaranteed there is a pierced circle as  $s \rightarrow \infty$ . But with crossing information chosen at random, the circle might be unlinked from other link components. Letting  $r \rightarrow \infty$ , Lemma 4.4 ensures at least one pierced circle will be linked to an axis component.  $\square$

**4.1. More on distribution of links in random meander model.** We conclude this section with several further observations and questions about obtaining different links and knots in this model.

The above theorem shows that the probability of obtaining an unlink in this random model approaches zero as  $r, s$  grow. This is in fact true if we substitute the unlink by another fixed link. A similar question but in another model, called petaluma model, was investigated in [6].

For a link  $L$ , denote its number of components by  $t_L$ . Note that if  $L$  is an  $(r, 2s - 1)$ -random link, then  $r \leq t_L \leq sr$ .

**Proposition 4.6.** For a given link  $K$  and a  $(r, 2s - 1)$ -random link  $L$ , the probability that  $K$  and  $L$  are isotopic  $P(L = K) \rightarrow 0$  as  $r \rightarrow \infty$ .

*Proof.* As  $t_K$  is finite, there is some  $r > t_K$ , and every  $(r, 2s - 1)$ -random link  $L$  has more components than the chosen link  $K$ .  $\square$

The above ensures that we can produce infinitely many distinct, i.e. non-isotopic links using random meander link model. It is also interesting how many distinct links

are created by using this model on every step, i.e. for every  $r, s$ . This can be answered for knots, which only occur when  $r = 1$ .

**Proposition 4.7.** There are at least  $\Omega(2.68^n)$  distinct meander prime knots with  $(2^{n+1} - 12)$  crossings.

*Proof.* Suppose we have a knot  $K$  with crossing number  $c(K)$ . Denote the number of crossings in  $(1, 2s - 1)$ -meander diagram of  $K$  by  $m(K)$ . Theorem 2.2 says that every knot has a meander diagram. Moreover, for random meander knots, Theorem 3.2 and Proposition 3.4 in [16] combined yield  $m(K) \leq 4(2^{c(K)-1} - 1) - 8 = 4(2)^{c(K)-1} - 12 = 2^{c(K)+1} - 12$ . Therefore, once we generate meander knot diagrams with at most  $2^{n+1} - 12$  crossings, we also generate all knots with  $n$  crossings. The number of prime knots with  $n$  crossings was given by Welsch [25] and is at least  $\Omega(2.68^n)$ .  $\square$

To make a similar observation for links ( $r > 1$ ), a bound on crossing number of a meander link is needed in terms of a crossing number of a knot. Then the number of prime links with  $n$  crossings can be used similarly, which can also be found in Welsch [25].

**Question 4.8.** Given an  $(r, 2s - 1)$ -meander link  $L$  with crossing number  $m(L)$ , what is an upper bound on the minimal crossing number  $c(L)$  of this link?

## 5. EXPECTED NUMBER OF TWISTS AND VOLUME

In this section, we investigate some properties of links in our model. We find the expected number of twists for our diagram. We give bounds on mathematical expectation for hyperbolic and simplicial volume of link complements.

**5.1. Expected number of twists in a random link diagram.** In Section 3, we discussed how Catalan numbers are related to strings of parenthesis. Consider  $()$ , an open parenthesis which is adjacent to its matching closed parenthesis in a string. Now let us count the number of valid strings of  $n$  pairs of parentheses with exactly  $k$  such substrings  $()$ . The number is the Narayana number, denoted by  $N(n, k)$ . By definition,  $\sum_{k=1}^n N(n, k) = C_n$ . Explicitly,  $N(n, k) = \frac{1}{n} \binom{n}{k} \binom{n}{k-1}$ . Note that there is always an innermost pair of parentheses, so  $N(n, k) \geq 1$  for an integer  $k \in [1, n]$  and zero else. For a more in depth discussion on Narayana Numbers, see Peterson, [18]. We will also use the fact that  $N(n, k) = N(n, n - k + 1)$ . The following is presumably well known.

**Lemma 5.1.** The expected number of substrings  $()$  in a random  $p$ -string of length  $n$  is  $\frac{n+1}{2}$ .

*Proof.* We perform the straightforward calculation below.

$$\begin{aligned} \mathbb{E}(\# \text{ of } () ) &= \sum_{k=1}^n k \frac{N(n, k)}{C_n} = \frac{1}{2} \left[ \sum_{k=1}^n k \frac{N(n, k)}{C_n} + \sum_{k=1}^n k \frac{N(n, k)}{C_n} \right] = \\ &= \frac{1}{2} \left[ 1 \frac{N(n, 1)}{C_n} + 2 \frac{N(n, 2)}{C_n} + \cdots + n \frac{N(n, n)}{C_n} + \right. \\ &\quad \left. + n \frac{N(n, n)}{C_n} + (n-1) \frac{N(n, n-1)}{C_n} + \cdots + 1 \frac{N(n, 1)}{C_n} \right]. \end{aligned}$$

Since  $N(n, k) = N(n, n - k + 1)$  for  $k = 1, 2, \dots, n$ , the above is equal to

$$\begin{aligned} &\frac{1}{2} \left[ 1 \frac{N(n, 1)}{C_n} + 2 \frac{N(n, 2)}{C_n} + \cdots + n \frac{N(n, n)}{C_n} + \right. \\ &\quad \left. + n \frac{N(n, 1)}{C_n} + (n-1) \frac{N(n, 2)}{C_n} + \cdots + 1 \frac{N(n, n)}{C_n} \right] = \\ &= \frac{1}{2} \left[ (n+1) \frac{N(n, 1)}{C_n} + (n+1) \frac{N(n, 2)}{C_n} + \cdots + (n+1) \frac{N(n, n)}{C_n} \right] = \\ &\quad = \frac{n+1}{2} \left[ \frac{C_n}{C_n} \right] = \frac{n+1}{2}. \end{aligned}$$

□

**Lemma 5.2.** Given a link  $L_{2s-1}^r$ , the expected number of bigons is  $s + 1$ .

*Proof.* A link  $L_{2s-1}^r$ , is created by a string of parentheses above the axis and below the axis. By Lemma 5.1, the expected number of bigons is  $\frac{s+1}{2}$  for each, and these are independent, so we add. □

Given a link diagram  $D$  with  $c$  crossings,  $b$  bigons, and  $t$  twist regions, the number  $t = c - b$ . Together with Lemma 5.2, this observation yields:

**Theorem 5.3.** Let  $D$  be the diagram of an  $(r, 2s - 1)$ -random meander link in  $S^3$ . Then the expected number of twist regions is  $(2s - 1)r^2 - s - 1$ . In particular, when  $r = 1$ , the expected number of twist regions is  $s - 2$ .

**5.2. Expected hyperbolic and simplicial volume.** We now apply this to obtain bounds on the mathematical expectation of volume for links.

**Theorem 5.4.** [Lackenby [11], Agol-Thurston] Let  $D$  be a prime alternating diagram of a hyperbolic link  $L$  in  $S^3$  with twist number  $t(D)$ . Then

$$v_3(t(D) - 2)/2 \leq \text{Volume}(S^3 - L) < 10v_3(t(D) - 1),$$

where  $v_3$  is the volume of a regular hyperbolic ideal 3-simplex.



**Remark 5.5.** The above upper bound was originally proved for all hyperbolic links, including non-alternating ones. It is also shown in [3] that it holds for simplicial volume of non-hyperbolic links.

In the spirit of Obeidin's observations on volume in another random link model [17], we apply this to random meander links:

**Corollary 5.6.** Let  $D$  be a prime alternating diagram of a hyperbolic link  $L$  in  $S^3$  obtained from a  $(r, 2s - 1)$ -random meander link. Then the mathematical expectation for its hyperbolic volume satisfies

$$v_3((2s - 1)r^2 - s - 3)/2 \leq \mathbb{E}(\text{Volume}(S^3 - L)) \leq 10v_3((2s - 1)r^2 - s - 3).$$

The upper bound also holds for the expectation for hyperbolic volume of non-alternating links, and for simplicial volume of non-hyperbolic links.

In particular, when  $r = 1$ ,  $L$  has  $2s - 1$  crossings and

$$v_3(s - 4)/2 \leq \mathbb{E}(\text{Volume}(S^3 - L)) \leq 10v_3(s - 3).$$

*Proof.* This follows from Theorems 5.3 and 5.4, and Remark 5.5. □

The above bounds are all linear in  $s$  and quadratic in  $r$ , but there are  $(2s - 1)r^2$  crossings in the links. Thus, we have linear bounds in the number of crossings for the expected volume of a random meander link.

**5.3. Some related questions.** One of the difficulties with some random links and knot models is that they rarely yield hyperbolic links. For example, links obtained using random walks in plane or space are often composite, and cannot be hyperbolic by W. Thurston's results [24]. At the same time, hyperbolic links are often the ones that possess deep geometric and topological structure, and interesting properties. Hyperbolicity of random meander links is therefore a natural question.

**Question 5.7.** What is the probability for an  $(s, r)$ -random meander link diagram to represent a hyperbolic link? What about the probability for the family of alternating  $(s, r)$ -random meander link diagrams?

One way of approaching the above question might be through tracking presence of certain fragments in meander diagrams and meander graphs, as we did above for detecting unlinks. Note that  $(1, 2s - 1)$ -meander link  $L$  with pierced circle  $P$  is a satellite link, and thus is not hyperbolic by [24]. Indeed, if  $P$  and the axis component  $C$  are linked, there is an embedded essential torus  $T$  following  $C$  in the complement of  $L$ . If  $P$  and  $C$  are not linked,  $L$  is a split link, and is also not hyperbolic.

**Question 5.8.** What fragments of a meander link diagram or meander graph guarantee that the respective link complement in 3-sphere is not hyperbolic? What is the probability for each such fragment to appear?

We provide bounds for mathematical expectation for volume of links complements above. In [2, 3], the upper bound for hyperbolic and simplicial volume from [11] is refined based on differentiating between twists with 1, 2, 3, or at least 4 crossings. It is interesting whether one can find probability of having such twists in  $(s, r)$ -random meander link diagram, and apply this to these volume bounds similarly to the above.

**Question 5.9.** Can the upper bound for the mathematical expectation of the volume of  $(s, r)$ -random meander link complement be refined?

## 6. ACKNOWLEDGEMENTS

We thank Kasper Anderson from Lund University for drawing our attention to Zeilberger's Algorithm and Poincaré's theorem that played an important role in Section 4.

Tsvietkova was partially supported by the National Science Foundation (NSF) of the United States, grants DMS-1664425 (previously 1406588) and DMS-2005496, and the Institute of Advanced Study under NSF grant DMS-1926686. Both authors thank Okinawa Institute of Science and Technology for the support.

## REFERENCES

- [1] C. Adams, R. Shinjo and K. Tanaka, *Complementary Regions for Knot and Link Complements*, Annals of Combinatorics. **15** (2011), no. 4, 549–563.
- [2] O. Dasbach, A. Tsvietkova, *A refined upper bound for the hyperbolic volume of alternating links and the colored Jones polynomial*, Mathematical Research Letters 22 (2015), No. 4, 1047–1060.
- [3] O. Dasbach, A. Tsvietkova, *Simplicial volume of links from link diagrams*, Mathematical Proceedings of Cambridge Philosophical Society 166 (2019), no. 1, 75–81.
- [4] N. M. Dunfield, W. P. Thurston, *Finite covers of random 3-manifolds*, Invent. Math. 166 (2006), no. 3, 457–521
- [5] Chaim Even-Zohar, *Models of random knots*, Journal of Applied and Computational Topology, **1(2)** (2017), 263–296.
- [6] C. Even-Zohar, J. Hass, N. Linial, T. Nowik, *The distribution of knots in the petaluma model*, Algebr. Geom. Topol. 18 (2018), no. 6, 3647–3667
- [7] C. Even-Zohar, J. Hass, N. Linial, T. Nowik, *Universal Knot Diagrams*, J. Knot Theory Ramifications 28 (2019), no. 7, 30 pp.
- [8] C. Even-Zohar, J. Hass, N. Linial, T. Nowik, *Invariants of random knots and links*, Discrete and Computational Geometry, 56 (2), 2016, 274–314.
- [9] R. O. W. Franz, B. A. Earnshaw, *A constructive enumeration of meanders*, Ann. Combin. 6 (2002), 7–17.
- [10] S. Jablan and Lj. Radović, *Meander Knots and Links*, Filomat **(29)(10)** (2015), pp. 2381–2392.
- [11] M. Lackenby, *The volume of hyperbolic alternating link complements. With an appendix by I. Agol and D. Thurston*, Proc. London Math. Soc. **88** (2004), 204–224.

- [12] M. Lackenby, J. S. Purcell, *Cusp volumes of alternating knots*, Geometry and Topology, Vol. 20 (2016), No. 4, 2053–2078.
- [13] *Maple* (2021.2), Maplesoft, a division of Waterloo Maple Inc., Waterloo, Ontario.
- [14] N. Owad, *Families of not perfectly straight knots*, J. Knot Theory Ramifications 28 (2019), no. 3, 1950027, 12 pp.
- [15] N. Owad, *Maple worksheet for computing and verifying polynomials  $P_i$  in random meander link model*, (2022) <https://nick.owad.org/Zeilbergers.mw.zip>
- [16] N. Owad, *Straight Knots*, preprint (2018), <https://arxiv.org/abs/1801.10428>
- [17] M. Obeidin, *Volumes of Random Alternating Link Diagrams*, preprint (2017), <https://arxiv.org/abs/1611.04944>
- [18] K. Petersen, *Eulerian Numbers*, Birkhäuser Advanced Texts Basler Lehrbücher (2015), 456 pp.
- [19] M. Petkovsek, H. Wilf and D. Zeilberger, *A=B*, A K Peters, Wellesley, MA (1996), 212 pp.
- [20] N. Pippenger, K. Schleich, *Topological characteristics of random triangulated surfaces*, Random Structures and Algorithms (2006), 28(3), 247–288
- [21] H. Poincaré, *Sur les Equations Lineaires aux Differentielles Ordinaires et aux Differences Finies*. (French) Amer. J. Math. **7(3)** (1885), 203–258.
- [22] J. S. Purcell *Volumes of highly twisted knots and links*, Algebraic and Geometric Topology, Vol. 7 (2007), pp. 93–108.
- [23] R. P. Stanley, *Enumerative Combinatorics: Volume 1*, Cambridge Studies in Advanced Mathematics, 49, Cambridge University Press, Cambridge (2012), 626 pp.
- [24] W. P. Thurston, *The geometry and topology of three-manifolds*, Princeton Univ. Math. Dept. Notes, 1979.
- [25] Dominic JA Welsh. *On the number of knots and links*, Colloq. Math. Soc. Janos Bolyai, 59:1-6, 1991.

Nicholas Owad  
 Department of Mathematics  
 Hood College  
 401 Rosemont Ave.  
 Frederick, MD 21701  
 owad@hood.edu

Anastasiia Tsvietkova  
 Department of Mathematics  
 and Computer Science  
 Rutgers University-Newark  
 101 Warren Street, Newark, NJ 07102  
 atsviet@rutgers.edu