

ROBUST CHANGE-POINT DETECTION FOR FUNCTIONAL TIME SERIES BASED ON U -STATISTICS AND DEPENDENT WILD BOOTSTRAP

LEA WEGNER AND MARTIN WENDLER

ABSTRACT. The aim of this paper is to develop a change-point test for functional time series that uses the full functional information and is less sensitive to outliers compared to the classical CUSUM test. For this aim, the Wilcoxon two-sample test is generalized to functional data. To obtain the asymptotic distribution of the test statistic, we prove a limit theorem for a process of U -statistics with values in a Hilbert space under weak dependence. Critical values can be obtained by a newly developed version of the dependent wild bootstrap for non-degenerate 2-sample U -statistics.

1. INTRODUCTION

Statistical methods for observations consisting of functions is widely discussed since at least the work by Ramsay Ramsay [1982], and there is a growing interest in recent years because more and more data is available in high resolution, so that it is not possible to treat it as multivariate data. Functional data analysis might even be helpful for onedimensional time series (see e.g. Hörmann and Kokoszka [2010]). Functional observations are often modelled as random variables taking values in a Hilbert space, we recommend the book by Hörmann and Kokoszka [2012] for an introduction.

In this paper, we will propose new methods for the detection of change-points: Suppose that we observe X_1, \dots, X_n being a part of a time series $(X_n)_{n \in \mathbb{Z}}$ with values in a separable Hilbert space H (equipped with inner product $\langle \cdot, \cdot \rangle$ and norm $\|\cdot\| = \sqrt{\langle \cdot, \cdot \rangle}$). The *at most one change-point problem* is to test the null-hypothesis of stationarity against the alternative of an abrupt change of the distribution at an unknown time point k^* : $X_1 \stackrel{\mathcal{D}}{=} \dots \stackrel{\mathcal{D}}{=} X_{k^*}$ and $X_{k^*+1} \stackrel{\mathcal{D}}{=} \dots \stackrel{\mathcal{D}}{=} X_n$, but $X_1 \not\stackrel{\mathcal{D}}{=} X_n$ (where $X_i \stackrel{\mathcal{D}}{=} X_j$ means that X_i and X_j have the same distribution).

Functional data is often projected on lower dimensional spaces with functional principal components, see Berkes et al. [2009] for a change in mean of independent data and Aston and Kirch [2012] for a change in mean of time series. Fremdt et al. [2014] proposed to let the dimension on the subspace on which the data is projected grow with the sample size. But it is also possible to use change-point tests without dimension reduction as done by Horváth et al. [2014] under independence, by Sharipov et al. [2016] and Aue et al. [2018] under dependence. Since using the asymptotic distribution would require knowledge of the infinite-dimensional covariance operator, it is convenient to use bootstrap methods. In the context of change-point detection for functional time series, the nonoverlapping block bootstrap was studied by Sharipov et al. [2016], the dependent wild bootstrap

Date: August 3, 2022.

2020 Mathematics Subject Classification. 62R10; 62G35; 62M10; 62F40.

The research was supported by the German Research Foundation (Deutsche Forschungsgemeinschaft – DFG), project WE 5988/3 *Analyse funktionaler Daten ohne Dimensionsreduktion*. We thank Claudia Kirch for fruitful discussions on the topic.

by Bucchia and Wendler [2017] and the block multiplier bootstrap (for Banach-space-valued times series) by Dette et al. [2020].

Typically, these tests are based on variants of the CUSUM-test, where CUSUM stands for cumulated sums. Such tests make use of sample means and thus, they are sensitive to outliers. For real-valued time series, more robust tests are often based on the Mann–Whitney–Wilcoxon- U -test. For the two-sample problem (do the two real-valued samples X_1, \dots, X_{n_1} and Y_1, \dots, Y_{n_2} have the same location?), the Mann–Whitney–Wilcoxon- U -statistic can be written as

$$U(X_1, \dots, X_{n_1}, Y_1, \dots, Y_{n_2}) = \frac{1}{n_1 n_2} \sum_{i=1}^{n_1} \sum_{j=1}^{n_2} \operatorname{sgn}(X_i - Y_j) = \frac{1}{n_1 n_2} \sum_{i=1}^{n_1} \sum_{j=1}^{n_2} \frac{X_i - Y_j}{|X_i - Y_j|}$$

(where $0/0$ is set to 0). Chakraborty and Chaudhuri [2017] have generalized this test statistic to Hilbert spaces by replacing the sign by the so called spatial sign:

$$U(X_1, \dots, X_{n_1}, Y_1, \dots, Y_{n_2}) = \frac{1}{n_1 n_2} \sum_{i=1}^{n_1} \sum_{j=1}^{n_2} \frac{X_i - Y_j}{\|X_i - Y_j\|}$$

They have shown the weak convergence against a Gaussian distribution for independent random variables. For changepoint-detection, one encounters several problems: In practice, the changepoint is typically unknown, so it is not known where to split the sequence of the observations into two samples. In many applications, the assumption of independence is not realistic, one rather has to deal with time series. Furthermore, the covariance operator is not known.

To deal with these problems, we will study limit theorems for two-sample U -processes with values in Hilbert spaces and deduce the asymptotic distribution of the Wilcoxon-type change-point-statistic

$$\max_{k=1, \dots, n-1} \left\| \frac{1}{n^{3/2}} \sum_{i=1}^k \sum_{j=k+1}^n \frac{X_i - X_j}{\|X_i - X_j\|} \right\|$$

for a short-range dependent, Hilbert-space-valued time series $(X_n)_{n \in \mathbb{Z}}$. Changepoint tests based on Wilcoxon have been studied before, but mainly for real-valued observations, starting with Darkhovsky [1976] and Pettitt [1979]. Yu and Chen [2022] used the maximum of componentwise Wilcoxon-type statistics. Very recently and independently of our work, Jiang et al. [2022] introduced test statistic based on spatial signs for independent, high-dimensional observations, which is very similar to the square of our test statistic. They use self-normalization instead of bootstrap to obtain critical values.

As the Mann–Whitney–Wilcoxon- U -statistic is a special case of a two-sample U -statistic, authors like Csörgő and Horváth [1989], Gombay and L.Horváth [2002] studied more general U -statistics for change point detection under independence and Dehling et al. [2015] under dependence. We will provide our theory not only for the special case of test statistic based on spatial signs, but for general test statistics based on two-sample H -valued U -statistics under dependence.

As the limit depends on the unknown, infinite-dimensional long-run covariance operator, one would either has to estimate this operator, or one could use resampling techniques. Leucht and Neumann [2013] have developed a variant of the dependent wild bootstrap (introduced by Shao [2010]) for U -statistics. However, their method works only for the degenerate U -statistics. As the Wilcoxon-type statistic is non-degenerate, we propose a new version of the dependent wild bootstrap for this type of U -statistic. The bootstrap version of our change-point test statistic is

$$\max_{k=1, \dots, n-1} \left\| \frac{1}{n^{3/2}} \sum_{i=1}^k \sum_{j=k+1}^n \frac{X_i - X_j}{\|X_i - X_j\|} (\varepsilon_i + \varepsilon_j) \right\|,$$

where $\varepsilon_1, \dots, \varepsilon_n$ is a stationary sequence of dependent $N(0, 1)$ -distributed multipliers, independent of X_1, \dots, X_n . We will prove the asymptotic validity of our new bootstrap method. Our variant of the dependent wild bootstrap is similar, but not identical to the variant proposed by Doukhan et al. [2015] for non-degenerate von Mises statistics. Note that this bootstrap differs from the multiplier bootstrap proposed by Bücher and Kojadinovic [2016], as it does not rely on pre-linearization, that means replacing the U -statistic by a partial sum.

2. MAIN RESULTS

We will treat the CUSUM statistic and the Wilcoxon-type statistic as two special cases of a general class based on two-sample U -statistics. Let $h : H^2 \rightarrow H$ be a kernel function. We define

$$U_{n,k} = \sum_{i=1}^k \sum_{j=k+1}^n h(X_i, X_j).$$

For $h(x, y) = x - y$, we obtain with a short calculation

$$\max_{1 \leq k < n} \frac{1}{n^{3/2}} \|U_{n,k}\| = \max_{1 \leq k < n} \frac{1}{\sqrt{n}} \left\| \sum_{i=1}^k (X_i - \frac{1}{n} \sum_{j=1}^n X_j) \right\|,$$

which is the CUSUM-statistic for functional data. On the other hand, with the kernel $h(x, y) = (x - y)/\|x - y\|$, we get the Wilcoxon-type statistic. Before stating our limit theorem for this class based on two-sample U -statistics, we will have to define some concepts and our assumptions.

We will start with our concept of short range dependence, which is based on a combination of absolute regularity (introduced by Volkonskii and Rozanov [1959]) and P -near-epoch dependence (introduced by Dehling et al. [2017]). In the following, let H be a separable Hilbert space with inner product $\langle \cdot, \cdot \rangle$ and norm $\|x\| = \sqrt{\langle x, x \rangle}$.

Definition 1 (Absolute Regularity). *Let $(\zeta_n)_{n \in \mathbb{Z}}$ be a stationary sequence of random variables. We define the mixing coefficients $(\beta_m)_{m \in \mathbb{Z}}$ by*

$$\beta_m = E \left[\sup_{A \in \mathcal{F}_m^\infty} (P(A | \mathcal{F}_{-\infty}^0) - P(A)) \right],$$

where \mathcal{F}_a^b is the σ -field generated by ζ_a, \dots, ζ_b , and call the sequence $(\zeta_n)_{n \in \mathbb{Z}}$ absolutely regular if $\beta_m \rightarrow 0$ as $m \rightarrow \infty$.

Definition 2 (P -NED). *Let $(\zeta_n)_{n \in \mathbb{Z}}$ be a stationary sequence of random variables. $(X_n)_{n \in \mathbb{Z}}$ is called near-epoch-dependent in probability (P -NED) on $(\zeta_n)_{n \in \mathbb{Z}}$ if there exist sequences $(a_k)_{k \in \mathbb{N}}$ with $a_k \xrightarrow{k \rightarrow \infty} 0$ and $(f_k)_{k \in \mathbb{Z}}$ and a nonincreasing function $\Phi : (0, \infty) \rightarrow (0, \infty)$ such that*

$$\mathbb{P}(\|X_0 - f_k(\zeta_{-k}, \dots, \zeta_k)\|_H > \epsilon) \leq a_k \Phi(\epsilon) \quad \forall k \in \mathbb{N}, \epsilon > 0$$

Definition 3 (L_p -NED). *Let $(\zeta_n)_{n \in \mathbb{Z}}$ be a stationary sequence of random variables. $(X_n)_{n \in \mathbb{Z}}$ is called L_2 -NED on $(\zeta_n)_{n \in \mathbb{Z}}$ if there exists a sequence of approximation constants $(a_k)_{k \in \mathbb{N}}$ with $a_k \xrightarrow{k \rightarrow \infty} 0$ and*

$$\mathbb{E}[\|X_0 - \mathbb{E}[X_0 | \mathfrak{F}_{-k}^k]\|_H^p] \leq a_{k,p}$$

P -NED has the advantage of not implying finite moments (unlike L_p -NED), which is useful to allow for heavy tailed distributions.

Additional, we will need assumptions on the kernel:

Definition 4 (Antisymmetry). *A kernel $h : H^2 \rightarrow H$ is called antisymmetric, if for all $x, y \in H$*

$$h(x, y) = -h(y, x)$$

Antisymmetric kernels are natural candidates for comparing two distributions, because if X and \tilde{X} are independent, H -valued random variables with the same distribution and h is antisymmetric, we have $E[h(X, \tilde{X})] = 0$, so our test statistic should have values close to 0, see also Račkauskas and Wendler [2020].

Definition 5 (Uniform Moments). *If $\exists M > 0$ such that $\forall k, n \in \mathbb{N}$*

$$\mathbb{E}[\|h(f_k(\zeta_{-k}, \dots, \zeta_k), f_k(\zeta_{n-k}, \dots, \zeta_{n+k}))\|_{\tilde{H}}^m] \leq M,$$

$$\mathbb{E}[\|h(X_0, f_k(\zeta_{n-k}, \dots, \zeta_{n+k}))\|_{\tilde{H}}^m] \leq M,$$

$$\mathbb{E}[\|h(X_0, X_n)\|_{\tilde{H}}^m] \leq M,$$

we say that the kernel has uniform m -th moments under approximation.

Furthermore, we need the following mild continuity condition on the kernel, introduced by Denker and Keller [1986]. The kernel $h(x, y) = (x - y)/\|x - y\|$ will fulfill the condition, as long as there exists a constant C such that $P(\|X_1 - x\| \leq \epsilon) \leq C\epsilon$ for all $x \in H$ and $\epsilon > 0$. This can be proved along the lines of Remark 2 in Dehling et al. [2022].

Definition 6 (Variation condition). *The kernel h fulfills the variation condition, if there exist $L, \epsilon_0 > 0$ such that for every $\epsilon \in (0, \epsilon_0)$:*

$$\mathbb{E} \left[\left(\sup_{\substack{\|x-X\|_H \leq \epsilon \\ \|y-\tilde{X}\|_H \leq \epsilon}} \|h(x, y) - h(X, \tilde{X})\|_{\tilde{H}} \right)^2 \right] \leq L\epsilon$$

Finally, we will need Hoeffding's decomposition of the kernel to be able to define the limit distribution:

Definition 7 (Hoeffding's decomposition). *Let $h : H \times H \rightarrow \tilde{H}$ be an antisymmetric kernel, H, \tilde{H} arbitrary Hilbert spaces. Let X, \tilde{X} be two i.i.d. random variables with the same distribution as X_1 . Hoeffding's decomposition of h is defined as*

$$h(x, y) = h_1(x) - h_1(y) + h_2(x, y) \quad \forall x, y \in H$$

where

$$h_1(x) = \mathbb{E}[h(x, \tilde{X})]$$

$$h_2(x, y) = h(x, y) - \mathbb{E}[h(x, \tilde{X})] - \mathbb{E}[h(X, y)] = h(x, y) - h_1(x) + h_1(y)$$

Now we can state our first theorem on the asymptotic distribution of our test statistic:

Theorem 1. *Let $(X_n)_{n \in \mathbb{Z}}$ be P -NED on an absolutely regular sequence $(\zeta_n)_{n \in \mathbb{Z}}$ such that $a_k \Phi(k^{-8\frac{\delta+3}{\delta}}) = \mathcal{O}(k^{-8\frac{(\delta+3)(\delta+2)}{\delta^2}})$ and $\sum_{k=1}^{\infty} k^2 \beta_k^{\frac{\delta}{4+\delta}} < \infty$ for some $\delta > 0$. Assume that $h : H^2 \rightarrow H$ is an antisymmetric kernel that fulfills the variation condition and is either bounded or has uniform $(4 + \delta)$ -moments under approximation. Then it holds that*

$$\max_{1 \leq k < n} \frac{1}{n^{3/2}} \left\| \sum_{i=1}^k \sum_{j=k+1}^n h(X_i, X_j) \right\| \xrightarrow{\mathcal{D}} \sup_{\lambda \in [0, 1]} \|W(\lambda) - \lambda W(1)\|$$

where W is an H -valued Brownian motion and the covariance operator S of $W(1)$ is given by

$$\langle S(x), y \rangle = \sum_{i=-\infty}^{\infty} \text{Cov}(\langle h_1(X_0), x \rangle, \langle h_1(X_i), y \rangle).$$

For the kernel $h(x, y) = x - y$, we obtain as a special case a limit theorem for the functional CUSUM-statistic similar to Corollary 1 of Sharipov et al. [2016]. In the next section, we will compare the Wilcoxon-type statistic and the CUSUM-statistic. The proofs of the results can be found in Section 5. The next theorem will show that the test statistic converges to infinity in probability under the alternative, so a test based on it is consistent.

For this, we consider the following model: We have a stationary, $H \otimes H$ -valued sequence $(X_n, Z_n)_{n \in \mathbb{Z}}$ and we observe Y_1, \dots, Y_n with

$$Y_i = \begin{cases} X_i & \text{for } i \leq \lfloor n\lambda^* \rfloor = k^* \\ Z_i & \text{for } i > \lfloor n\lambda^* \rfloor = k^* \end{cases},$$

so $\lambda^* \in (0, 1)$ is the proportion of observations after which the change happens. The change is detectable, if $E[h(X_1, \tilde{Z}_1)] \neq 0$ for an independent copy \tilde{Z}_1 of Z_1 .

Theorem 2. *Let $(X_n, Z_n)_{n \in \mathbb{Z}}$ be P -NED on an absolutely regular sequence $(\zeta_n)_{n \in \mathbb{Z}}$ such that $a_k \Phi(k^{-8 \frac{\delta+3}{\delta}}) = \mathcal{O}(k^{-8 \frac{(\delta+3)(\delta+2)}{\delta^2}})$ and $\sum_{k=1}^{\infty} k^2 \beta_k^{\frac{\delta}{4+\delta}} < \infty$ for some $\delta > 0$. Assume that $h : H^2 \rightarrow H$ is an antisymmetric kernel that fulfills the variation condition and is either bounded or has uniform $(4 + \delta)$ -moments under approximation for both processes $(X_n)_{n \in \mathbb{Z}}$ and $(Z_n)_{n \in \mathbb{Z}}$, that $E[\|h(X_1, \tilde{Z}_1)\|^{4+\delta}] < \infty$, and that $E[h(X_1, \tilde{Z}_1)] \neq 0$, where \tilde{Z}_1 is an independent copy of Z_1 . Then*

$$\max_{1 \leq k < n} \frac{1}{n^{3/2}} \left\| \sum_{i=1}^k \sum_{j=k+1}^n h(Y_i, Y_j) \right\| \xrightarrow{\mathcal{P}} \infty$$

These results on the asymptotic distribution can not be applied in many practical applications, because the covariance operator is unknown. For this reason, we introduce the dependent wild bootstrap for non-degenerate U -statistics: Let $(\varepsilon_{i,n})_{i \leq n, n \in \mathbb{N}}$ be a rowwise stationary triangular scheme of $N(0, 1)$ -distributed variables (we often drop the second index for notational convenience: $\varepsilon_i = \varepsilon_{i,n}$). The bootstrap version of our U -statistic is then

$$U_{n,k}^* = \sum_{i=1}^k \sum_{j=k+1}^n h(X_i, X_j)(\varepsilon_i + \varepsilon_j).$$

Theorem 3. *Let the assumptions of Theorem 1 hold for $(X_n)_{n \in \mathbb{Z}}$ and $h : H^2 \rightarrow H$. Assume that $(\varepsilon_{i,n})_{i \leq n, n \in \mathbb{N}}$ is independent of $(X_n)_{n \in \mathbb{Z}}$, has standard normal marginal distribution and $\text{Cov}(\varepsilon_i, \varepsilon_j) = w(|i - j|/q_n)$, where w is symmetric and continuous with $w(0) = 1$ and $\int_{-\infty}^{\infty} |w(t)| dt < \infty$. Assume that $q_n \rightarrow \infty$ and $q_n/n \rightarrow 0$. Then it holds that*

$$\left(\max_{1 \leq k < n} \frac{1}{n^{3/2}} \|U_{n,k}\|, \max_{1 \leq k < n} \frac{1}{n^{3/2}} \|U_{n,k}^*\| \right) \xrightarrow{\mathcal{D}} \left(\sup_{\lambda \in [0,1]} \|W(\lambda) - \lambda W(1)\|, \sup_{\lambda \in [0,1]} \|W^*(\lambda) - \lambda W^*(1)\| \right)$$

where W and W^* are two independent, H -valued Brownian motions with covariance operator as in Theorem 1.

From this statement, it follows that the bootstrap is consistent and it can be evaluated using the Monte Carlo method. If you generate several copies of the bootstrapped test statistic independent conditional on X_1, \dots, X_n , the empirical quantiles of the bootstrapped test statistics can be used as critical values for the test. For a deeper discussion on bootstrap validity, see Bücher and Kojadinovic [2019]. Of course, in practical applications, the function w and the bandwidth q_n have to be

chosen. We will apply a method by Rice and Shang [2017] for the bandwidth selection.

3. DATA EXAMPLE AND SIMULATION RESULTS

Bootstrap procedure. Since no theoretical values of the limit distribution of our test-statistic exist, we perform a bootstrap to find critical values for a test-decision. The procedure to find the critical value for significance level $\alpha \in (0, 1)$ is the following:

- Calculate $h(X_i, X_j)$ for all $i < j$
- For each of the bootstrap iterations $t = 1, \dots, m$:
 - Calculate $h(X_i, X_j)(\varepsilon_i^{(t)} + \varepsilon_j^{(t)})$, where $(\varepsilon_i^{(t)})_{i < n}$ are random multiplier
 - Calculate $U_{n,k}^{(t)} = \sum_{i=1}^k \sum_{j=k+1}^n h(X_i, X_j)(\varepsilon_i^{(t)} + \varepsilon_j^{(t)})$ for all $k < n$
 - Find $\max_{1 \leq k < n} \|U_{n,k}^{(t)}\|$
- Identify the empirical α -quantile U_α of all $\max_{1 \leq k < n} \|U_{n,k}^{(1)}\|, \dots, \max_{1 \leq k < n} \|U_{n,k}^{(m)}\|$
- Calculate $U_{n,k} = \sum_{i=1}^k \sum_{j=k+1}^n h(X_i, X_j)$ for all $1 \leq k < n$
- Test decision: If $\max_{1 \leq k < n} \|U_{n,k}\| > U_\alpha$, reject the null hypothesis H_0

To ensure a certain covariance structure within the multiplier (that fulfills the assumptions of the multiplier theorem), we calculate them as

$$(\varepsilon_i^{(t)})_{i \leq n} = A(\eta_i)_{i \leq n}$$

where η_1, \dots, η_i are i.i.d. $N(0, 1)$ -distributed and A is the square root of the quadratic spectral covariance matrix constructed with bandwidth-parameter q (chosen with the method by Rice and Shang [2017] described below). That means $AA^t = B$, where B has the entries

$$B_{i,j} = v_{|i-j|} \quad \forall 1 \leq i, j \leq n$$

with

$$v_0 = 1$$

$$v_i = \frac{25}{12\pi^2(i-1)^2/q^2} \left(\frac{\sin(\frac{6\pi(i-1)/q}{5})}{\frac{6\pi(i-1)/q}{5}} - \cos(\frac{6\pi(i-1)/q}{5}) \right) \quad \forall 1 \leq i \leq n-1.$$

Bandwidth. We use a data adapted bandwidth parameter q_{adpt} in the bootstrap which is evaluated for each simulated data sample X_1, \dots, X_n by the following procedure:

- Calculate $\tilde{X}_1, \dots, \tilde{X}_n$ where $\tilde{X}_i = \frac{1}{n-1} \sum_{j=1, j \neq i}^n h(X_i, X_j)$
- Determine a starting value $q_0 = n^{1/5}$
- Calculate matrices $V_k = \frac{1}{n} \sum_{i=1}^{n-(k-1)} \tilde{X}_i \otimes \tilde{X}_k$ for $k = 1, \dots, q_0$, where \otimes is the outer product
- Compute $CP_0 = V_1 + 2 \sum_{k=1}^{q_0-1} w(k, q_0) V_{k+1}$
and $CP_1 = 2 \sum_{k=1}^{q_0-1} k w(k, q_0) V_{k+1}$
 w is a kernel function, we use the quadratic spectral kernel

$$w(k, q) = \frac{25}{12\pi^2 k^2 / q^2} \left(\frac{\sin(\frac{6\pi k/q}{5})}{\frac{6\pi k/q}{5}} - \cos(\frac{6\pi k/q}{5}) \right)$$

- Receive the data adapted bandwidth

$$q_{adpt} = \left[\left(\frac{3n \sum_{i=1}^d \sum_{j=1}^d CP_{1i,j}}{\sum_{i=1}^d \sum_{j=1}^d CP_{0i,j} + \sum_{j=1}^d CP_{0j,j}^2} \right)^{1/5} \right]$$

For theoretical details about the data adapted bandwidth we refer to Rice and Shang [2017].

Data example. We look at data of 344 measure stations of the 'Umweltbundesamt' for air pollutants located all over Germany (Source: Umweltbundesamt, <https://www.umweltbundesamt.de/daten/luft/luftdaten/stationen> Accessed on 06.08.2020). The particular data is the daily average of particulate matter with particles smaller than $10\mu m$ (PM_{10}) measured in $\mu g/m^3$ from January 1, 2020 to May 31, 2020. This means we have $n = 152$ observations and treat the measurement of all stations on one day as a data from \mathbb{R}^{344} .

Since the official restrictions of the German Government in course of the COVID-19 pandemic came into force on March 22, an often asked question was whether these restrictions (social distancing, closed gastronomy, closed/reduced work or home office) had an effect on the air quality in Germany. This question comes from the assumption that the restrictions lead to reduced traffic, resulting in reduced amount of particulate matter.

There are several publications from various countries studying the effects of lockdown measures on air pollution parameters like nitrogen oxides (NO , NO_2), ozone (O_3) and particulate matter (PM_{10} , $PM_{2.5}$). For example, Lian et al. [2020] investigated data from the city of Wuhan, or Zangari et al. [2020] for New York City.

Data for Berlin, as for 19 other Cities around the world, are investigated by Fu et al. [2020]. They observed a decline in particular matter (PM_{10} and $PM_{2.5}$, significant for $PM_{2.5}$) in the period of lockdown. But the observed time period is rather short (one month - Mar. 17 to Apr. 19) and the findings for a densely populated city may not simply be transferred to the whole of Germany.

In contrast to that, we use data from measuring stations located across the whole country, to investigate an overall and long-lasting effect.

Looking at the empirical p-values of CUSUM and Spatial Sign test resulting from $m = 3000$ Bootstrap iterations in Table 1, we see that with CUSUM H_0 is never rejected for any significance level $\alpha < 0.2$. But the Spatial Sign test rejects H_0 for significance level α larger than 0.03.

Since the data exhibits a massive outlier located at January 1 (likely due New

p-values	
CUSUM	Spatial Sign
0.226	0.027

TABLE 1. Empirical p-values for CUSUM and Spatial Sign test with data adapted bandwidth. $m = 3000$ Bootstrap iterations where used.

Year's firework), we repeated the test procedure without the data of this day. We observed that the resulting p-value for Spatial Sign changed just slightly (Table 2). Whereas the p-value for CUSUM decreased notably - it is now around 0.08.

On this example we see that CUSUM is clearly more influenced by the outlier in the data than Spatial Sign. Evaluation showed that the data adapted bandwidth was set to $q_{adpt} = 3$ for both CUSUM and Spatial Sign for both scenarios.

A natural approach to estimate the location \hat{k} of the change-point, is to determine the smallest $1 \leq k < n$ for which the test statistic attains its maximum:

$$\hat{k} = \min\{k : \|\frac{1}{n^{3/2}}U_{n,k}\| = \max_{1 \leq j < n} \|\frac{1}{n^{3/2}}U_{n,j}\|\}$$

p-values (data excluding Jan. 1)	
CUSUM	Spatial Sign
0.078	0.03

TABLE 2. Empirical p-values for CUSUM and Spatial Sign test with data adapted bandwidth for data excluding January 1, 2020. $m = 3000$ Bootstrap iterations were used.

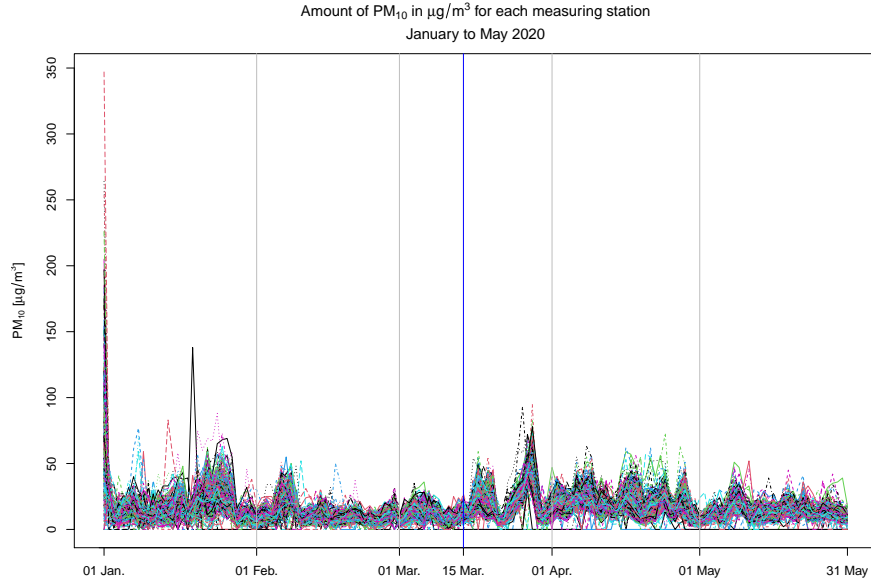


FIGURE 1. Daily average of PM_{10} in $\mu g/m^3$ for 344 measure stations from January 1, 2020 to May 31, 2020. Each line corresponds to one measure station. The blue vertical line is the estimated change-point location. The massive outlier at January 1 should result from New Year's fireworks.

The maximum of the Spatial Sign test statistic, which marks our estimated change point, is received at March 15, 2020. (The maximum of the CUSUM statistic is indeed located at the same point.)

The estimated change-point in our example lies a week before the official restrictions regarding COVID-19 were imposed. One could argue that the citizen, being aware of the situation, changed their behaviour beforehand, without strict official restrictions. Data projects using mobile phone data (e.g Covid-19 Mobility Project and Destatis) indeed show a decline in mobility preceding the official restrictions on March 22 by around a week. (see <https://www.covid-19-mobility.org/de/data-info/>, <https://www.destatis.de/DE/Service/EXDAT/Datensaetze/mobilitaetsindikatoren-mobi.html>)

But if we look at our data (Fig. 1), one gets the impression that a change in mean would rather be upwards than downwards, meaning that the daily average pollution increased after March 15, 2020 compared to the beginning of the year.

Similar findings were made by Ropkins and Tate [2021]. They studied the impact of the COVID-19 lockdown on air quality across the UK. While using long-term data (Jan. 2015 to Jun. 2020) from Rural Background, Urban Background and Urban

Traffic stations, they observed an increase for PM_{10} and $PM_{2.5}$ while locking down. Noting that this trend is "highly inconsistent with an air quality response to the lockdown", they discussed the possibility that the lockdown did not greatly limit the largest impacts on particulate matter. We assume that the findings are to some extent comparable to Germany due to the similar geographic and demographic characteristics of the countries.

Furthermore, the German 'Umweltbundesamt' states that traffic is not the main contributor to PM_{10} in Germany (anymore) and other sources of particulate matter (e.g. fertilization, Saharan dust, soil erosion, fires) can overlay effects of reduced traffic (source: <https://www.umweltbundesamt.de/faq-auswirkungen-der-corona-krise-auf-die-welche-auswirkungen-hat-die-corona-krise-auf-die-feinstaub-pm10-belastung>).

It is known that one major meteorological effect on particulate matter is rain, since it washes the dust out of the air (scavenging). Comparing the data with the meteorological recordings (Fig. 2) another explanation for the change-point gets visible: While January was relatively warm with few rainfall, February and first half of March had much of it. Beginning in the middle of March, a relatively drought period started and lasted through April and May.

(Data extracted from DWD Climate Data Center (CDC): Daily station observations precipitation height in mm, v19.3, 02.09.2020. <https://cdc.dwd.de/portal/202107291811/mapview>)

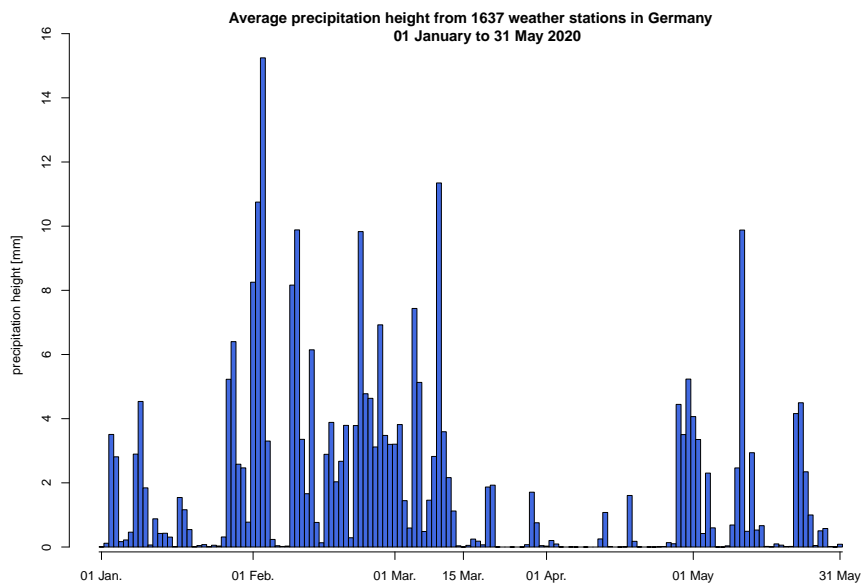


FIGURE 2. Daily rainfall (precipitation) in mm in Germany averaged over 1637 weather stations.

Comparing this findings with Figure 1, we can see that it fits the data quite well. Especially in February and the first half of March, where it was very rainy, we have relatively low quantity of PM_{10} . Beginning with the drought weather, the concentration of PM_{10} goes up and especially the bottom-peaks are now higher than before, meaning that days with a concentration of PM_{10} as low as in the beginning of the year, are clearly more rare. We like to note that this findings do not contradict the satellite data published by

ESA (e.g. https://www.esa.int/Applications/Observing_the_Earth/Copernicus/Sentinel-5P/Air_pollution_remains_low_as_Europeans_stay_at_home) which shows a reduced air pollution over Europe in 2020 compared to 2019. While the satellites measure atmospheric pollution, the data of the 'Umweltbundesamt' is collected at stations at ground level. It is known that there is a difference between these two sorts of pollution.

Simulation Study. In this section we report the results of our simulation study. We compare size and power performance of our test statistic with the well established CUSUM. To do so, we construct different data examples which are described below. Note that we can easily adapt the bootstrap and the adapted bandwidth procedure described above to CUSUM by using $h(x, y) = x - y$ instead of the Spatial Sign function $h(x, y) = (x - y)/\|x - y\|$,

Generating Sample. We use a functional AR(1)-process on $[0, 1]$, where the innovations are standard Brownian motions. We use an approximation on a finite grid with d grid points, if not indicated otherwise. To be more precise, we simulate data as follows:

$$X_{-BI} = (\xi_1, \xi_1 + \xi_2, \dots, \sum_{i=1}^d \xi_i)/\sqrt{d}, \quad \xi_i \text{ i.i.d. } \mathcal{N}(0, 1)\text{-distributed}$$

$$X_t = a \Phi X_{t-1}^T + W_t \quad \forall -BI < t \leq n$$

$$\text{where } \Phi \in \mathbb{R}^{d \times d} \text{ with entries } \Phi_{i,j} = \begin{cases} i/d^2 & i \leq j \\ j/d^2 & i > j \end{cases} = \min(i, j)/d^2$$

$$\text{and } W_t = (\xi_1^{(t)}, \xi_1^{(t)} + \xi_2^{(t)}, \dots, \sum_{i=1}^d \xi_i^{(t)})/\sqrt{d}, \quad \xi_i^{(t)} \text{ i.i.d. } \mathcal{N}(0, 1)\text{-distributed}$$

The scalar $a \in \mathbb{R}$ is an AR-parameter, we use $a = 1$. The first $(BI + 1)$ simulations are not used. Through this simulation structure we achieve dependence within n and d . We consider $n = 200$ and $d = 100$.

Size. To calculate the empirical size, data simulation and test procedure via bootstrap is repeated $S = 3000$ times with $m = 1000$ bootstrap repetitions. We count the number of times null hypothesis was rejected both for the CUSUM-type and the Wilcoxon-type statistic. To analyse how good the test statistics performs if outlier are present or if gaussianity is not given, we study two additional simulations:

- Data simulated as above, but with presence of outlier:

$$Y_i = \begin{cases} X_i & i \notin \{0.2n, 0.4n, 0.6n, 0.8n\} \\ 10X_i & i \in \{0.2n, 0.4n, 0.6n, 0.8n\} \end{cases}$$

- Data simulated similar to the above, but with $\xi_i, \xi_i^{(t)} \sim t_1 \forall i \leq d$, $-BI < t \leq n$, i.e. heavy tailed data.

As we can see in Table 3, Spatial Sign and CUSUM perform almost similarly under normality. In the presence of outlier, we observe a slight advantage of CUSUM, whereas Spatial Sign is still not oversized. For heavy tailed data, we observe that CUSUM is slightly superior to Spatial Sign. In summary we note that Spatial Sign is neither oversized in all observed simulations.

Empirical Size						
α	Gaussian		outlier		heavy tails	
	CUSUM	Spatial Sign	CUSUM	Spatial Sign	CUSUM	Spatial Sign
0.1	0.07967	0.07767	0.051	0.086	0.018	0.077
0.05	0.0333	0.032	0.0153	0.035	0.00267	0.02967
0.025	0.008	0.00083	0.0043	0.0123	0.0003	0.01
0.01	0.002	0.0023	0.001	0.00267	0	0.00167

TABLE 3. Empirical size of CUSUM and Spatial Sign for different significance level α .

Power. To evaluate the performance of the test statistics in presence of a change in mean, we construct four scenarios.

Scenario 1: Uniform jump of +0.3 after $n/2$ observations:

$$Y_i = \begin{cases} X_i & i < n/2 \\ X_i + 0.3u & i \geq n/2 \end{cases}$$

where $u = (1, \dots, 1)^t$.

Scenario 2: Sinus-jump after $n/2$ of observations:

$$Y_i = \begin{cases} X_i & i < n/2 \\ X_i + \frac{1}{2\sqrt{2}}(\sin(\pi D/d))_{D \leq d} & i \geq n/2 \end{cases}$$

Scenario 3: Uniform jump of +0.3 after $n/2$ observations in presence of outlier at $0.2n, 0.4n, 0.6n, 0.8n$:

$$Y_i = \begin{cases} X_i & i < n/2, i \notin \{0.2n, 0.4n\} \\ 10X_i & i \in \{0.2n, 0.4n\} \\ X_i + 0.3u & i \geq n/2, i \notin \{0.6n, 0.8n\} \\ 10X_i + 0.3u & i \in \{0.6n, 0.8n\} \end{cases}$$

Scenario 4: Heavy tails - In the simulation of $(X_i)_{i \leq n}$ we use $\xi_i, \xi_i^{(t)} \sim t_1$ (Cauchy distributed) $\forall i \leq d, -BI < t \leq n$ and a uniform jump of +5 after $n/2$ observations

As in the analysis under H_0 , we chose $m = 1000$ bootstrap repetitions. The data simulation and test procedure via bootstrap is repeated $S = 3000$ times for each scenario and the number of times H_0 was rejected is counted to calculate the empirical power. To compare our test-statistic with CUSUM, we calculate the Spatial Sign and CUSUM simultaneously in each simulation run.

Comparing the size-power plots for both test statistics (Figure 3), we see that Spatial Sign outperforms CUSUM clearly in Scenarios 1 and 2. For these two scenarios with a jump after one half of the observations, Spatial Sign provides lower empirical size and at the same time higher empirical power. In Scenario 1, we see that Spatial Sign provides empirical power larger than 0.9 for $\alpha \in \{0.1, 0.05\}$. For smaller α the empirical power declines but not as drastically as for CUSUM, which provides for $\alpha = 0.01$ only empirical power of about 0.4, while Spatial Sign still shows empirical power greater than 0.6. In the second scenario we see a smaller empirical power for both statistics compared to the first scenario. But nevertheless, the empirical power of Spatial Sign is for all observed α greater than the one of CUSUM.

In the third scenario, the jump with outlier in the data, we see that CUSUM shows a lower empirical size than Spatial Sign. But Spatial Sign shows clearly more

empirical power. For larger $\alpha \in \{0.1, 0.05\}$, the empirical power of Spatial Sign is over 0.9 while CUSUM just provides an empirical power of about 0.6 for $\alpha = 0.1$. In Scenario 4, we see that CUSUM barely provides any empirical power at all. Even for $\alpha = 0.1$ CUSUM shows an empirical power < 0.04 . In heavy contrast Spatial Sign shows relatively large empirical power, being greater than 0.9 for $\alpha \geq 0.025$.

For exact values of the empirical power in each scenario, see Table 4 in the appendix. In the appendix can also be found a short examination of the behaviour of the test statistics if the change-point lies more closely to the beginning of the observations or if d is larger than n (Table 6). Here shall just be noted that Spatial Sign suffers less loss in power than CUSUM if the change point lies closer to the edges or if $d \gg n$.

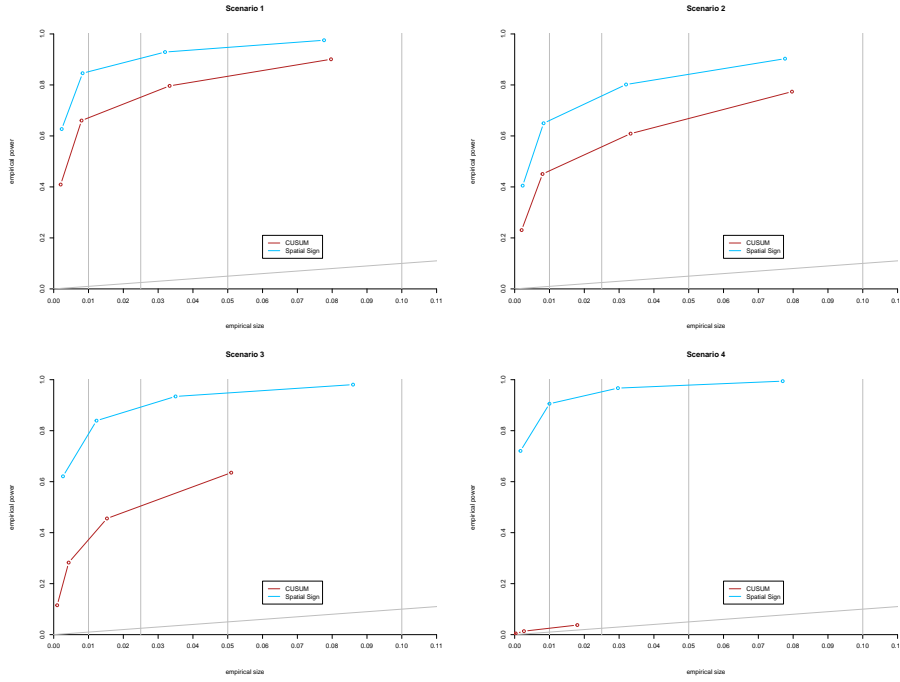


FIGURE 3. Size-Power-Plot for CUSUM and Spatial Sign, Scenario 1-4.

4. AUXILIARY RESULTS

4.1. Hoeffding Decomposition and Linear Part. The proofs will make use of Hoeffding's decomposition of the kernel h , so recall that Hoeffding's decomposition of h is defined as

$$h(x, y) = h_1(x) - h_1(y) + h_2(x, y) \quad \forall x, y \in H,$$

where

$$h_1(x) = \mathbb{E}[h(x, \tilde{X})]$$

$$h_2(x, y) = h(x, y) - \mathbb{E}[h(x, \tilde{X})] - \mathbb{E}[h(X, y)] = h(x, y) - h_1(x) + h_1(y)$$

where X, \tilde{X} are independent copies of X_0 . It is well known that h_2 is degenerate, that means $\mathbb{E}[h_2(x, \tilde{X})] = \mathbb{E}[h_2(X, y)] = 0$, see e.g. Section 1.6 in the book of Lee [2019].

Lemma 1 (Hoeffding's decomposition of $U_{n,k}$). *Let $h : H \times H \rightarrow \tilde{H}$ be an anti-symmetric kernel.*

Under Hoeffding's decomposition it holds for the test statistic that

$$U_{n,k} = \sum_{i=1}^k \sum_{j=k+1}^n h(X_i, X_j) = \underbrace{n \sum_{i=1}^k (h_1(X_i) - \overline{h_1(X)})}_{\text{linear part}} + \underbrace{\sum_{i=1}^k \sum_{j=k+1}^n h_2(X_i, X_j)}_{\text{degenerate part}}$$

where $\overline{h_1(X)} = \frac{1}{n} \sum_{j=1}^n h_1(X_j)$.

Proof. To proof the formula for $U_{n,k}$, we use Hoeffding's decomposition for h :

$$\begin{aligned} U_{n,k} &= \sum_{i=1}^k \sum_{j=k+1}^n h(X_i, X_j) = \sum_{i=1}^k \sum_{j=k+1}^n [h_1(X_i) - h_1(X_j) + h_2(X_i, X_j)] \\ &= \sum_{i=1}^k \sum_{j=k+1}^n [h_1(X_i) - h_1(X_j)] + \sum_{i=1}^k \sum_{j=k+1}^n h_2(X_i, X_j) \\ &= (n-k)h_1(X_1) - \sum_{j=k+1}^n h_1(X_j) + \dots + (n-k)h_1(X_k) - \sum_{j=k+1}^n h_1(X_j) \\ &\quad + \sum_{i=1}^k \sum_{j=k+1}^n h_2(X_i, X_j) \\ &= nh_1(X_1) - \sum_{j=1}^n h_1(X_j) + \dots + nh_1(X_k) - \sum_{j=1}^n h_1(X_j) \\ &\quad + \sum_{i=1}^k \sum_{j=k+1}^n h_2(X_i, X_j) \\ &= n \left(\sum_{i=1}^k [h_1(X_i) - \frac{1}{n} \sum_{j=1}^n h_1(X_j)] \right) + \sum_{i=1}^k \sum_{j=k+1}^n h_2(X_i, X_j) \\ &= n \sum_{i=1}^k \left(h_1(X_i) - \overline{h_1(X)} \right) + \sum_{i=1}^k \sum_{j=k+1}^n h_2(X_i, X_j) \end{aligned}$$

□

To use existing results about partial sums, we need to investigate the properties of the sequence $(h_1(X_n))_{n \in \mathbb{Z}}$.

Lemma 2. *Under the assumptions of Theorem 1, $(h_1(X_n))_{n \in \mathbb{Z}}$ is L_2 -NED with approximation constants $a_{k,2} = \mathcal{O}(k^{-4\frac{\delta+3}{\delta}})$.*

Proof. By Hoeffding's decomposition for h it holds that $\forall x, x' \in H$

$$\|h_1(x) - h_1(x')\| = \|\mathbb{E}[h(x, \tilde{X})] - \mathbb{E}[h(x', \tilde{X})]\|$$

Let X, \tilde{X} be independent copies of X_0 . Then by Jensen's inequality for conditional expectations and the variation condition

$$\begin{aligned}
(1) \quad & \mathbb{E} \left[\left(\sup_{\|x-X\| \leq \epsilon} \|h_1(x) - h_1(X)\|_{\tilde{H}} \right)^2 \right] \\
&= \mathbb{E} \left[\left(\sup_{\|x-X\| \leq \epsilon} E[\|h(x, \tilde{X}) - h(X, \tilde{X})\| | X] \right)^2 \right] \\
&\leq \mathbb{E} \left[\left(\sup_{\|x-X\| \leq \epsilon} \|h(x, \tilde{X}) - h(X, \tilde{X})\| \right)^2 \right] \\
&\leq \mathbb{E} \left[\left(\sup_{\substack{\|x-X\| \leq \epsilon \\ \|y-\tilde{X}\| \leq \epsilon}} \|h(x, y) - h(X, \tilde{X})\| \right)^2 \right] \leq L\epsilon
\end{aligned}$$

We introduce the following notation: $X_{n,k} = f_k(\zeta_{n-k}, \dots, \zeta_{n+k})$ and $\tilde{X}_{n,k}$ and independent copy of this random variable. Now, we can find the approximation constants of $(h_1(X_n))_n$ by using (1) and some further inequalities.

$$\begin{aligned}
& \mathbb{E}[\|h_1(X_0) - \mathbb{E}[h_1(X_0) | \mathfrak{F}_{-k}^k]\|^2] \leq \mathbb{E}[\|h_1(X_0) - h_1(X_{0,k})\|^2] \\
&= \mathbb{E}[\|h_1(X_0) - h_1(X_{0,k})\|^2 \mathbf{1}_{\{\|X_0 - X_{0,k}\| > s_k\}}] \\
&\quad + \mathbb{E}[\|h_1(X_0) - h_1(X_{0,k})\|^2 \mathbf{1}_{\{\|X_0 - X_{0,k}\| \leq s_k\}}] \\
&\leq \mathbb{E}[\|h_1(X_0) - h_1(X_{0,k})\|^2 \mathbf{1}_{\{\|X_0 - X_{0,k}\| > s_k\}}] \\
&\quad + \underbrace{\mathbb{E} \left[\left(\sup_{\|X_0 - X_{0,k}\| \leq s_k} \|h_1(X_0) - h_1(X_{0,k})\| \right)^2 \right]}_{\stackrel{(1)}{\leq} Ls_k} \\
&\leq \left\| \|h_1(X_0) - h_1(X_{0,k})\|^2 \right\|_{\frac{2+\delta}{2}} + \left\| \mathbf{1}_{\{\|X_0 - X_{0,k}\| > s_k\}} \right\|_{\frac{2+\delta}{\delta}} + Ls_k \\
&\quad \text{by Hölder's inequality} \\
&= \left\| \|h_1(X_0) - h_1(X_{0,k})\|^2 \right\|_{\frac{2+\delta}{2}} + \mathbb{P}(\|X_0 - X_{0,k}\| > s_k)^{\frac{\delta}{2+\delta}} + Ls_k \\
&\leq \mathbb{E}[\|h_1(X_0) - h_1(X_{0,k})\|^{2+\delta}]^{\frac{2}{2+\delta}} + (a_k \Phi(s_k))^{\frac{\delta}{2+\delta}} + Ls_k \quad \text{since } (X_n)_n \text{ is P-NED} \\
&= \mathbb{E} \left[\left\| \mathbb{E}[h(X_0, \tilde{X}_0) | X_0, X_{0,k}] - \mathbb{E}[h(X_{0,k}, \tilde{X}_{0,k}) | X_0, X_{0,k}] \right\|^{2+\delta} \right]^{\frac{2}{2+\delta}} (a_k \Phi(s_k))^{\frac{\delta}{2+\delta}} \\
&\quad + Ls_k \\
&\leq \mathbb{E} \left[\mathbb{E}[\|h(X_0, \tilde{X}_0) - h(X_{0,k}, \tilde{X}_{0,k})\|^{2+\delta} | X_0, X_{0,k}] \right]^{\frac{2}{2+\delta}} (a_k \Phi(s_k))^{\frac{\delta}{2+\delta}} + Ls_k \\
&\quad \text{by Jensen's inequality} \\
&= \left(\mathbb{E}[\|h(X_0, \tilde{X}_0) - h(X_{0,k}, \tilde{X}_{0,k})\|^{2+\delta}]^{\frac{1}{2+\delta}} \right)^2 (a_k \Phi(s_k))^{\frac{\delta}{2+\delta}} + Ls_k \\
&\leq \left(\mathbb{E}[\|h(X_0, \tilde{X}_0)\|^{2+\delta}]^{\frac{1}{2+\delta}} + \mathbb{E}[\|h(X_{0,k}, \tilde{X}_{0,k})\|^{2+\delta}]^{\frac{1}{2+\delta}} \right)^2 (a_k \Phi(s_k))^{\frac{\delta}{2+\delta}} + Ls_k \\
&\quad \text{by Minkowski's inequality} \\
&\leq (M^{\frac{1}{2+\delta}} + M^{\frac{1}{2+\delta}})^2 (a_k \Phi(s_k))^{\frac{\delta}{2+\delta}} + Ls_k \\
&\quad \text{by the uniform moment condition, choose } s_k = k^{-8\frac{3+\delta}{\delta}} \\
&\leq C(k^{-8\frac{(3+\delta)(2+\delta)}{\delta^2}})^{\frac{\delta}{2+\delta}} + Lk^{-8\frac{3+\delta}{\delta}} \quad \text{by the assumption on the P-NED coefficients} \\
&= Ck^{-8\frac{3+\delta}{\delta}}
\end{aligned}$$

By taking the square root, we get the result:

$$\left(\mathbb{E}[\|h_1(X_0) - \mathbb{E}[h_1(X_0)|\mathfrak{F}_{-k}^k]\|^2]\right)^{\frac{1}{2}} \leq Ck^{-4\frac{3+\delta}{\delta}} =: a_{k,2}$$

Since it holds that $a_{k,2} \xrightarrow{k \rightarrow \infty} 0$, $(X_n)_{n \in \mathbb{Z}}$ is L_2 -NED. \square

Proposition 1. *Under Assumptions of Theorem 1 it holds:*

$$\left(\frac{1}{\sqrt{n}} \sum_{i=1}^{\lfloor n\lambda \rfloor} h_1(X_i)\right)_{\lambda \in [0,1]} \Rightarrow (W(\lambda))_{\lambda \in [0,1]}$$

where $(W(\lambda))_{\lambda \in [0,1]}$ is a Brownian motion with covariance operator as defined in Theorem 1.

Proof. We want to use Theorem 1 Sharipov et al. [2016] for $(h_1(X_n))_{n \in \mathbb{Z}}$, so we have to check the assumptions:

Assumption 1: $(h_1(X_n))_{n \in \mathbb{Z}}$ is L_1 -NED.

We know by Lemma 2 that $(h_1(X_n))_{n \in \mathbb{Z}}$ is L_2 -NED. Thus, L_1 -NED follows by Jensen's inequality:

$$\mathbb{E}[\|h_1(X_0) - \mathbb{E}[h_1(X_0)|\mathfrak{F}_{-k}^k]\|] \leq \mathbb{E}[\|h_1(X_0) - \mathbb{E}[h_1(X_0)|\mathfrak{F}_{-k}^k]\|^2]^{\frac{1}{2}} \leq a_{k,2}$$

So, $(h_1(X_n))_{n \in \mathbb{Z}}$ is L_1 -NED with constants $a_{k,1} = a_{k,2} = Ck^{-4\frac{3+\delta}{\delta}}$.

Assumption 2: Existing $(4 + \delta)$ -moments.

This follows from the assumption of uniform moments under approximation:

$$\begin{aligned} \mathbb{E}[\|h_1(X_0)\|^{4+\delta}] &= \mathbb{E}[\|\mathbb{E}[h(X_0, \tilde{X}_0)|X_0]\|^{4+\delta}] \\ &\leq \mathbb{E}[\mathbb{E}[\|h(X_0, \tilde{X}_0)\|^{4+\delta}|X_0]] \quad \text{by Jensen's inequality} \\ &= \mathbb{E}[\|h(X_0, \tilde{X}_0)\|^{4+\delta}] \leq M < \infty \end{aligned}$$

In the case that h is bounded, the same holds for h_1 .

Assumption 3: $\sum_{m=1}^{\infty} m^2 a_{m,1}^{\frac{\delta}{3+\delta}} < \infty$

$$\sum_{m=1}^{\infty} m^2 a_{m,1}^{\frac{\delta}{3+\delta}} = C \sum_{m=1}^{\infty} m^2 (m^{-4\frac{3+\delta}{\delta}})^{\frac{\delta}{3+\delta}} = C \sum_{m=1}^{\infty} m^2 m^{-4} = C \sum_{m=1}^{\infty} m^{-2} < \infty$$

Assumption 4: $\sum_{m=1}^{\infty} m^2 \beta_m^{\frac{\delta}{4+\delta}} < \infty$.

This holds directly by the assumed rate on the coefficients β_m .

We have checked that all Assumptions for Thm 1 Sharipov et al. [2016] are fulfilled and since $\mathbb{E}[h_1(X_0)] = 0$ because h is antisymmetric, the statement of the theorem follows. \square

4.2. Degenerate part.

Lemma 3. *Under the assumptions of Theorem 1, there exists a universal constant $C > 0$ such that for every $i, k, l \in \mathbb{N}$, $\epsilon > 0$ it holds that*

$$\mathbb{E}[\|h_2(X_i, X_{i+k+2l}) - h_2(X_{i,l}, X_{i+k+2l,l})\|^2]^{\frac{1}{2}} \leq C(\sqrt{\epsilon} + \beta_k^{\frac{\delta}{2(2+\delta)}} + (a_l \Phi(\epsilon))^{\frac{\delta}{2(2+\delta)}})$$

Where $X_{i,l} = f_l(\zeta_{i-l}, \dots, \zeta_{i+l})$.

Proof. By Lemma D1 Dehling et al. [2017] there exist independent copies $(\zeta'_n)_{n \in \mathbb{Z}}$, $(\zeta''_n)_{n \in \mathbb{Z}}$ of $(\zeta_n)_{n \in \mathbb{Z}}$ satisfying

(2)

$$\mathbb{P}((\zeta'_n)_{n \geq i+k+l} = (\zeta_n)_{n \geq i+k+l}) = 1 - \beta_k \quad \text{and} \quad \mathbb{P}((\zeta''_n)_{n \leq i+l} = (\zeta_n)_{n \leq i+l}) = 1 - \beta_k$$

Define

$$\begin{aligned} X'_i &= f((\zeta'_{i+n})_{n \in \mathbb{Z}}), & X''_i &= f((\zeta''_{i+n})_{n \in \mathbb{Z}}) \\ X'_{i,l} &= f_l(\zeta'_{i-l}, \dots, \zeta'_{i+l}), & X''_{i,l} &= f_l(\zeta''_{i-l}, \dots, \zeta''_{i+l}) \end{aligned}$$

With the help of these, we can write

$$\begin{aligned} & \mathbb{E}[\|h_2(X_i, X_{i+k+2l}) - h_2(X_{i,l}, X_{i+k+2l,l})\|^2]^{\frac{1}{2}} \\ (3) \quad & \leq \mathbb{E}[\|h_2(X_i, X_{i+k+2l}) - h_2(X''_i, X'_{i+k+2l})\|^2]^{\frac{1}{2}} \\ (4) \quad & + \mathbb{E}[\|h_2(X''_i, X'_{i+k+2l}) - h_2(X''_{i,l}, X'_{i+k+2l,l})\|^2]^{\frac{1}{2}} \\ (5) \quad & + \mathbb{E}[\|h_2(X''_{i,l}, X'_{i+k+2l,l}) - h_2(X_{i,l}, X_{i+k+2l,l})\|^2]^{\frac{1}{2}} \end{aligned}$$

by using the triangle inequality. We will look at the three summands separately. For abbreviation, we define

$$B = \{(\zeta'_n)_{n \geq i+k+l} = (\zeta_n)_{n \geq i+k+l}, (\zeta''_n)_{n \leq i+l} = (\zeta_n)_{n \leq i+l}\}$$

$$B^c = \{(\zeta'_n)_{n \geq i+k+l} \neq (\zeta_n)_{n \geq i+k+l} \text{ or } (\zeta''_n)_{n \leq i+l} \neq (\zeta_n)_{n \leq i+l}\}$$

$$\begin{aligned} (3) &= \mathbb{E}[\|h_2(X_i, X_{i+k+2l}) - h_2(X''_i, X'_{i+k+2l})\|^2]^{\frac{1}{2}} \\ (3.A) \quad & \leq \mathbb{E}[\|h_2(X_i, X_{i+k+2l}) - h_2(X''_i, X'_{i+k+2l})\|^2 \mathbf{1}_{B^c}]^{\frac{1}{2}} \\ (3.B) \quad & + \mathbb{E}[\|h_2(X_i, X_{i+k+2l}) - h_2(X''_i, X'_{i+k+2l})\|^2 \mathbf{1}_B]^{\frac{1}{2}}. \end{aligned}$$

For 3.A, we use Hölder's inequality together with our assumptions on uniform moments under approximation and get

$$\begin{aligned} (3.A) & \leq \mathbb{E}[\|h_2(X_i, X_{i+k+2l}) - h_2(X''_i, X'_{i+k+2l})\|^{\frac{2(2+\delta)}{2}}]^{\frac{2}{2(2+\delta)}} \mathbb{P}(B^c)^{\frac{\delta}{2(2+\delta)}} \\ & \leq \left(\mathbb{E}[\|h_2(X_i, X_{i+k+2l})\|^{2+\delta}]^{\frac{1}{2+\delta}} + \mathbb{E}[\|h_2(X''_i, X'_{i+k+2l})\|^{2+\delta}]^{\frac{1}{2+\delta}} \right) \\ & \quad \cdot \left(\mathbb{P}(\{\zeta'_n\}_{n \geq i+k+l} \neq (\zeta_n)_{n \geq i+k+l}) + \mathbb{P}(\{\zeta''_n\}_{n \leq i+l} \neq (\zeta_n)_{n \leq i+l}) \right)^{\frac{\delta}{2(2+\delta)}} \\ & \leq 2M^{\frac{1}{2+\delta}} (2\beta_k^{\frac{\delta}{2(2+\delta)}}) \\ & \leq C\beta_k^{\frac{\delta}{2(2+\delta)}}, \end{aligned}$$

where we used property (2) of the copied series $(\zeta'_n)_{n \in \mathbb{Z}}$, $(\zeta''_n)_{n \in \mathbb{Z}}$ for the second to last inequality. For (3.B), we split up again:

$$\begin{aligned} (3.B) & \leq \mathbb{E}[\|h_2(X_i, X_{i+k+2l}) - h_2(X''_i, X'_{i+k+2l})\|^2 \mathbf{1}_B] \\ & \quad \mathbf{1}_{\{\|X_i - X''_i\| \leq 2\epsilon, \|X_{i+k+2l} - X'_{i+k+2l}\| \leq 2\epsilon\}}]^{\frac{1}{2}} \\ & + \mathbb{E}[\|h_2(X_i, X_{i+k+2l}) - h_2(X''_i, X'_{i+k+2l})\|^2 \mathbf{1}_B] \\ & \quad \mathbf{1}_{\{\|X_i - X''_i\| > 2\epsilon \text{ or } \|X_{i+k+2l} - X'_{i+k+2l}\| > 2\epsilon\}}]^{\frac{1}{2}} \end{aligned}$$

For the first summand, we use variation condition. For the second, notice that on B :

$$\|X_i - X''_i\| \leq \|X_i - X_{i,l}\| + \|X_{i,l} - X''_i\| = \|X_i - X_{i,l}\| + \|X''_{i,l} - X''_i\|$$

and

$$\begin{aligned} \|X_{i+k+2l} - X'_{i+k+2l}\| & \leq \|X_{i+k+2l} - X_{i+k+2l,l}\| + \|X_{i+k+2l,l} - X'_{i+k+2l}\| \\ & = \|X_{i+k+2l} - X_{i+k+2l,l}\| + \|X'_{i+k+2l,l} - X'_{i+k+2l}\| \end{aligned}$$

So,

$$\begin{aligned}
(3.B) &\leq \sqrt{L2\epsilon} \\
&\quad + \mathbb{E}[\|h_2(X_i, X_{i+k+2l}) - h_2(X''_i, X'_{i+k+2l})\|^2 \mathbf{1}_{\{\|X_i - X_{i,l}\| > \epsilon\}}]^{\frac{1}{2}} \\
&\quad + \mathbb{E}[\|h_2(X_i, X_{i+k+2l}) - h_2(X''_i, X'_{i+k+2l})\|^2 \mathbf{1}_{\{\|X'_i - X''_{i,l}\| > \epsilon\}}]^{\frac{1}{2}} \\
&\quad + \mathbb{E}[\|h_2(X_i, X_{i+k+2l}) - h_2(X''_i, X'_{i+k+2l})\|^2 \mathbf{1}_{\{\|X_{i+k+2l} - X_{i+k+2l,l}\| > \epsilon\}}]^{\frac{1}{2}} \\
&\quad + \mathbb{E}[\|h_2(X_i, X_{i+k+2l}) - h_2(X''_i, X'_{i+k+2l})\|^2 \mathbf{1}_{\{\|X'_{i+k+2l} - X'_{i+k+2l,l}\| > \epsilon\}}]^{\frac{1}{2}} \\
&\leq \sqrt{L2\epsilon} + 4 \cdot 2M^{\frac{1}{2+\delta}} (\mathbb{P}(\|X_i - X_{i,l}\| > \epsilon))^{\frac{\delta}{2(2+\delta)}} \\
&\quad \text{by our moment assumptions and Hölder's inequality} \\
&\leq \sqrt{L2\epsilon} + 4 \cdot 2M^{\frac{1}{2+\delta}} (a_l \Phi(\epsilon))^{\frac{\delta}{2(2+\delta)}} \quad \text{since } (X_n)_{n \in \mathbb{Z}} \text{ is P-NED} \\
&\leq C \left(\sqrt{\epsilon} + (a_l \Phi(\epsilon))^{\frac{\delta}{2(2+\delta)}} \right)
\end{aligned}$$

Combining the results for (3.A) and (3.B) we get

$$(3) \leq (3.A) + (3.B) \leq C \left(\beta_k^{\frac{\delta}{2(2+\delta)}} + \sqrt{\epsilon} + (a_l \Phi(\epsilon))^{\frac{\delta}{2(2+\delta)}} \right)$$

We can now look at (4). Again, we split the term into two summands, (similar as for (3)) we use the variation condition for the first and Hölder's inequality for the second summand:

$$\begin{aligned}
(4) &= \mathbb{E}[\|h_2(X''_i, X'_{i+k+2l}) - h_2(X''_{i,l}, X'_{i+k+2l,l})\|^2]^{\frac{1}{2}} \\
&\leq \mathbb{E}[\|h_2(X''_i, X'_{i+k+2l}) - h_2(X''_{i,l}, X'_{i+k+2l,l})\|^2 \\
&\quad \mathbf{1}_{\{\|X''_i - X''_{i,l}\| \leq \epsilon, \|X'_{i+k+2l} - X'_{i+k+2l,l}\| \leq \epsilon\}}]^{\frac{1}{2}} \\
&\quad + \mathbb{E}[\|h_2(X''_i, X'_{i+k+2l}) - h_2(X''_{i,l}, X'_{i+k+2l,l})\|^2 \\
&\quad \mathbf{1}_{\{\|X''_i - X''_{i,l}\| > \epsilon \text{ or } \|X'_{i+k+2l} - X'_{i+k+2l,l}\| > \epsilon\}}]^{\frac{1}{2}} \\
&\leq \sqrt{L\epsilon} + \left(\mathbb{E}[\|h_2(X''_i, X'_{i+k+2l})\|^{2+\delta}]^{\frac{1}{2+\delta}} + \mathbb{E}[\|h_2(X''_{i,l}, X'_{i+k+2l,l})\|^{2+\delta}]^{\frac{1}{2+\delta}} \right) \\
&\quad \cdot (\mathbb{P}(\|X''_i - X''_{i,l}\| > \epsilon) + \mathbb{P}(\|X'_{i+k+2l} - X'_{i+k+2l,l}\| > \epsilon))^{\frac{\delta}{2(2+\delta)}} \\
&\leq \sqrt{L\epsilon} + 2M^{\frac{1}{2+\delta}} (2a_l \Phi(\epsilon))^{\frac{\delta}{2(2+\delta)}} \quad \text{since } (X_n)_{n \in \mathbb{Z}} \text{ is P-NED} \\
&\leq C \left(\sqrt{\epsilon} + (a_l \Phi(\epsilon))^{\frac{\delta}{2(2+\delta)}} \right)
\end{aligned}$$

Lastly, we split up (5) as well:

$$\begin{aligned}
(5) &= \mathbb{E}[\|h_2(X''_{i,l}, X'_{i+k+2l,l}) - h_2(X_{i,l}, X_{i+k+2l,l})\|^2]^{\frac{1}{2}} \\
&\leq \mathbb{E}[\|h_2(X''_{i,l}, X'_{i+k+2l,l}) - h_2(X_{i,l}, X_{i+k+2l,l})\|^2 \mathbf{1}_{B^c}]^{\frac{1}{2}} \\
&\quad + \mathbb{E}[\|h_2(X''_{i,l}, X'_{i+k+2l,l}) - h_2(X_{i,l}, X_{i+k+2l,l})\|^2 \mathbf{1}_B]^{\frac{1}{2}} \\
&\quad \text{Since on } B \text{ it is } X_{i+k+2l,l} = X'_{i+k+2l,l} \text{ and } X_{i,l} = X''_{i,l}, \text{ the second summand} \\
&\quad \text{equals zero. For the first summand, we use Hölder's inequality again.} \\
&\leq 2M^{\frac{1}{2+\delta}} (\mathbb{P}(\{(\zeta'_n)_{n \geq i+k+l} \neq (\zeta_n)_{n \geq i+k+l}\}) + \mathbb{P}(\{(\zeta''_n)_{n \leq i+l} \neq (\zeta_n)_{n \leq i+l}\}))^{\frac{\delta}{2(2+\delta)}} \\
&\stackrel{(2)}{\leq} 2M^{\frac{1}{2+\delta}} (2\beta_k)^{\frac{\delta}{2(2+\delta)}} \\
&\leq C \beta_k^{\frac{\delta}{2(2+\delta)}}
\end{aligned}$$

We can finally put everything together:

$$\begin{aligned}
& \mathbb{E}[\|h_2(X_i, X_{i+k+2l}) - h_2(X_{i,l}, X_{i+k+2l,l})\|^2]^{\frac{1}{2}} \leq (3) + (4) + (5) \\
& \leq C \left(\beta_k^{\frac{\delta}{2(2+\delta)}} + \sqrt{\epsilon} + (a_l \Phi(\epsilon))^{\frac{\delta}{2(2+\delta)}} \right) + C \left(\sqrt{\epsilon} + (a_l \Phi(\epsilon))^{\frac{\delta}{2(2+\delta)}} \right) + C \beta_k^{\frac{\delta}{2(2+\delta)}} \\
& \leq C \left(\sqrt{\epsilon} + \beta_k^{\frac{\delta}{2(2+\delta)}} + (a_l \Phi(\epsilon))^{\frac{\delta}{2(2+\delta)}} \right)
\end{aligned}$$

□

Lemma 4. *Under the assumptions of Theorem 1 it holds for any $n_1 < n_2 < n_3 < n_4$ and $l = \lfloor n_4^{\frac{3}{16}} \rfloor$:*

$$\mathbb{E} \left[\left(\sum_{n_1 \leq i \leq n_2} \sum_{n_3 \leq j \leq n_4} \|h_2(X_i, X_j) - h_2(X_{i,l}, X_{j,l})\| \right)^2 \right]^{\frac{1}{2}} \leq C(n_4 - n_3)n_4^{\frac{1}{4}}$$

Proof. The important step of the proof is to bound the left hand side expectation from above by a sum of $\mathbb{E}[\|h_2(X_i, X_j) - h_2(X_{i,l}, X_{j,l})\|^2]^{1/2}$ terms. We can then use Lemma 3 to achieve the stated approximation. First note that

$$\begin{aligned}
& \mathbb{E} \left[\left(\sum_{n_1 \leq i \leq n_2} \sum_{n_3 \leq j \leq n_4} \|h_2(X_i, X_j) - h_2(X_{i,l}, X_{j,l})\| \right)^2 \right]^{\frac{1}{2}} \\
& \leq \mathbb{E} \left[\left(\sum_{1 \leq i < j-1} \sum_{n_3 \leq j \leq n_4} \|h_2(X_i, X_j) - h_2(X_{i,l}, X_{j,l})\| \right)^2 \right]^{\frac{1}{2}}
\end{aligned}$$

For any fixed j it is

$$\mathbb{E} \left[\sum_{1 \leq i < j} \|h_2(X_i, X_j)\| \right] = \mathbb{E} \left[\sum_{k=1}^{j-1} \|h_2(X_{j-k}, X_j)\| \right] \leq \mathbb{E} \left[\sum_{k=1}^{n_4} \|h_2(X_{j-k}, X_j)\| \right]$$

And for j there are at most $(n_4 - n_3)$ possibilities. So

$$\mathbb{E} \left[\sum_{n_3 \leq j \leq n_4} \sum_{1 \leq i < j} \|h_2(X_i, X_j)\| \right] \leq (n_4 - n_3) \mathbb{E} \left[\sum_{k=1}^{n_4} \|h_2(X_{j-k}, X_j)\| \right]$$

The analog holds for $h_2(X_{i,l}, X_{j,l})$. Thus,

$$\begin{aligned}
& \mathbb{E} \left[\left(\sum_{1 \leq i < j, n_3 \leq j \leq n_4} \|h_2(X_i, X_j) - h_2(X_{i,l}, X_{j,l})\| \right)^2 \right]^{\frac{1}{2}} \\
& \leq \sum_{n_3 \leq j \leq n_4} \sum_{1 \leq i < j} \mathbb{E}[\|h_2(X_i, X_j) - h_2(X_{i,l}, X_{j,l})\|^2]^{\frac{1}{2}} \\
& \leq (n_4 - n_3) \sum_{k=1}^{n_4} \mathbb{E}[\|h_2(X_{j-k}, X_j) - h_2(X_{j-k,l}, X_{j,l})\|^2]^{\frac{1}{2}} \\
(6) \quad & \leq (n_4 - n_3) \sum_{k=1}^{n_4} C \left(\sqrt{\epsilon} + \beta_{k-2l}^{\frac{\delta}{2(2+\delta)}} + (a_l \Phi(\epsilon))^{\frac{\delta}{2(2+\delta)}} \right) \text{ by Lemma 3}
\end{aligned}$$

Now set $\epsilon = l^{-8\frac{3+\delta}{\delta}}$ and define $\beta_k = 1$ if $k < 0$. Then by our assumptions on the approximation constants and the mixing coefficients

$$\begin{aligned}
(6) &= C(n_4 - n_3) \sum_{k=1}^{n_4} \left(l^{-8\frac{3+\delta}{\delta}\frac{1}{2}} + \beta_{k-2l}^{\frac{\delta}{2(2+\delta)}} + (a_l \Phi(l^{-8\frac{3+\delta}{\delta}}))^{\frac{\delta}{2(2+\delta)}} \right) \\
&\leq C(n_4 - n_3) \sum_{k=1}^{n_4} \left(l^{-4\frac{3+\delta}{\delta}} + \beta_{k-2l}^{\frac{\delta}{2(2+\delta)}} + l^{-4\frac{3+\delta}{\delta}} \right) \\
&\leq C(n_4 - n_3) \left(\sum_{k=1}^{n_4} l^{-4} + \sum_{k=1}^{2l-1} \underbrace{\beta_{k-2l}^{\frac{\delta}{4+\delta}}}_{=1} + \sum_{k=2l}^{n_4} \beta_{k-2l}^{\frac{\delta}{4+\delta}} \right) \\
&\leq C(n_4 - n_3) \left(n_4 l^{-4} + 2l + \underbrace{\sum_{k=2l}^{n_4} (k-2l)^2 \beta_{k-2l}^{\frac{\delta}{4+\delta}}}_{< \infty} \right) \\
&\leq C(n_4 - n_3) n_4^{\frac{1}{4}}
\end{aligned}$$

So the statement of the lemma is proven. \square

Lemma 5. *Under the assumptions of Theorem 1, it holds for any $n_1 < n_2 < n_3 < n_4$ and $l = \lfloor n_4^{\frac{3}{4}} \rfloor$:*

$$\mathbb{E} \left[\left(\sum_{n_1 \leq i \leq n_2, n_3 \leq j \leq n_4} \|h_{2,l}(X_{i,l}, X_{j,l}) - h_2(X_{i,l}, X_{j,l})\| \right)^2 \right]^{\frac{1}{2}} \leq C(n_4 - n_3) n_4^{\frac{1}{4}}$$

where $h_{2,l}(x, y) = h(x, y) - \mathbb{E}[h(x, \tilde{X}_{j,l})] - \mathbb{E}[h(\tilde{X}_{i,l}, y)] \quad \forall i, j \in \mathbb{N}$ and $\tilde{X}_{i,l} = f_l(\tilde{\zeta}_{i-l}, \dots, \tilde{\zeta}_{i+l})$, where $(\tilde{\zeta}_n)_{n \in \mathbb{Z}}$ is an independent copy of $(\zeta_n)_{n \in \mathbb{Z}}$.

Proof. For $(\tilde{\zeta}_n)_{n \in \mathbb{Z}}$ an independent copy of $(\zeta_n)_{n \in \mathbb{Z}}$, write $\tilde{X}_i = f((\tilde{\zeta}_{i+n})_{n \in \mathbb{Z}})$. So $(\tilde{X}_i)_{i \in \mathbb{Z}}$ is an independent copy of $(X_n)_{n \in \mathbb{Z}}$. We will use Hoeffding's decomposition and rewrite h_2 as $h_2(x, y) = h(x, y) - \mathbb{E}[h(x, \tilde{X}_j)] - \mathbb{E}[h(\tilde{X}_i, y)]$ and similarly for $h_{2,l}$. By doing so, we obtain

$$\begin{aligned}
&\mathbb{E}[\|h_{2,l}(X_{i,l}, X_{j,l}) - h_2(X_{i,l}, X_{j,l})\|^2]^{\frac{1}{2}} \\
&= \mathbb{E}[\|h(X_{i,l}, X_{j,l}) - \mathbb{E}_{\tilde{X}}[h(X_{i,l}, \tilde{X}_{j,l})] - \mathbb{E}_{\tilde{X}}[h(\tilde{X}_{i,l}, X_{j,l})] \\
&\quad - h(X_{i,l}, X_{j,l}) + \mathbb{E}_{\tilde{X}}[h(X_{i,l}, \tilde{X}_j)] + \mathbb{E}_{\tilde{X}}[h(\tilde{X}_i, X_{j,l})]\|^2]^{\frac{1}{2}} \\
(7) \quad &\leq \mathbb{E}[\|h(X_{i,l}, \tilde{X}_{j,l}) - h(X_{i,l}, \tilde{X}_j)\|^2]^{\frac{1}{2}} \\
(8) \quad &+ \mathbb{E}[\|h(\tilde{X}_{i,l}, X_{j,l}) - h(\tilde{X}_i, X_{j,l})\|^2]^{\frac{1}{2}}
\end{aligned}$$

Here $\mathbb{E}_{\tilde{X}}$ denotes the expectation with respect to \tilde{X} , $\mathbb{E} = \mathbb{E}_{X, \tilde{X}}$ is the expectation with respect to X and \tilde{X} . We bound the two terms separately, starting with (8):

$$(8.A) \quad \mathbb{E}[\|h(\tilde{X}_{i,l}, X_{j,l}) - h(\tilde{X}_i, X_{j,l})\|^2]^{\frac{1}{2}} \leq \mathbb{E}[\|h(\tilde{X}_{i,l}, X_{j,l}) - h(\tilde{X}_i, X_j)\|^2]^{\frac{1}{2}}$$

$$(8.B) \quad + \mathbb{E}[\|h(\tilde{X}_i, X_{j,l}) - h(\tilde{X}_i, X_j)\|^2]^{\frac{1}{2}}$$

Now, for the first summand:

$$\begin{aligned}
(8.A) &= \mathbb{E}[\|h(\tilde{X}_{i,l}, X_{j,l}) - h(\tilde{X}_i, X_j)\|^2 \mathbf{1}_{\{\|\tilde{X}_i - \tilde{X}_{i,l}\| \leq \epsilon, \|X_j - X_{j,l}\| \leq \epsilon\}}]^{1/2} \\
&\quad + \mathbb{E}[\|h(\tilde{X}_{i,l}, X_{j,l}) - h(\tilde{X}_i, X_j)\|^2 \mathbf{1}_{\{\|\tilde{X}_i - \tilde{X}_{i,l}\| > \epsilon \text{ or } \|X_j - X_{j,l}\| > \epsilon\}}]^{1/2} \\
&\leq \sqrt{L\epsilon} + \mathbb{E}[\|h(\tilde{X}_{i,l}, X_{j,l}) - h(\tilde{X}_i, X_j)\|^{2+\delta}]^{1/(2+\delta)} \\
&\quad \cdot \left(\mathbb{P}(\|\tilde{X}_i - \tilde{X}_{i,l}\| > \epsilon) + \mathbb{P}(\|X_j - X_{j,l}\| > \epsilon) \right)^{\frac{\delta}{2(2+\delta)}}
\end{aligned}$$

by using the variation condition for the first summand
and Hölder's inequality for the second

$$\begin{aligned}
&\leq \sqrt{L\epsilon} + 2M^{\frac{1}{2+\delta}} (2a_l \Phi(\epsilon))^{\frac{\delta}{2(2+\delta)}} \quad \text{by our moment and P-NED assumptions} \\
&\leq C \left(\sqrt{\epsilon} + (2a_l \Phi(\epsilon))^{\frac{\delta}{2(2+\delta)}} \right)
\end{aligned}$$

For (8.B) we use similar arguments:

$$\begin{aligned}
(8.B) &\leq \mathbb{E}[\|h(\tilde{X}_i, X_{j,l}) - h(\tilde{X}_i, X_j)\|^2 \mathbf{1}_{\{\|X_j - X_{j,l}\| > \epsilon\}}]^{1/2} \\
&\quad + \mathbb{E}[\|h(\tilde{X}_i, X_{j,l}) - h(\tilde{X}_i, X_j)\|^2 \mathbf{1}_{\{\|X_j - X_{j,l}\| \leq \epsilon\}}]^{1/2} \\
&\leq \mathbb{E}[\|h(\tilde{X}_i, X_{j,l}) - h(\tilde{X}_i, X_j)\|^{2+\delta}]^{1/(2+\delta)} \cdot \mathbb{P}(\|X_j - X_{j,l}\| > \epsilon)^{\frac{\delta}{2(2+\delta)}} + \sqrt{L\epsilon} \\
&\leq 2M^{\frac{1}{2+\delta}} (a_l \Phi(\epsilon))^{\frac{\delta}{2(2+\delta)}} + \sqrt{L\epsilon} \quad \text{by our moment and P-NED assumptions} \\
&\leq C \left(\sqrt{\epsilon} + (a_l \Phi(\epsilon))^{\frac{\delta}{2(2+\delta)}} \right)
\end{aligned}$$

Putting these two terms together, we get

$$(8) \leq C \left(\sqrt{\epsilon} + (a_l \Phi(\epsilon))^{\frac{\delta}{2(2+\delta)}} \right)$$

Bounding (7) works completely analogous, just with i and j interchanged, so

$$(7) \leq \left(\sqrt{\epsilon} + (a_l \Phi(\epsilon))^{\frac{\delta}{2(2+\delta)}} \right)$$

All together this yields

$$\mathbb{E}[\|h_{2,l}(X_{i,l}, X_{j,l}) - h_2(X_{i,l}, X_{j,l})\|^2]^{1/2} \leq (7) + (8) \leq C \left(\sqrt{\epsilon} + (a_l \Phi(\epsilon))^{\frac{\delta}{2(2+\delta)}} \right)$$

So we finally get that

$$\begin{aligned}
&\mathbb{E} \left[\left(\sum_{n_1 \leq i \leq n_2, n_3 \leq j \leq n_4} \|h_{2,l}(X_{i,l}, X_{j,l}) - h_2(X_{i,l}, X_{j,l})\| \right)^2 \right]^{1/2} \\
&\leq \mathbb{E} \left[\left(\sum_{1 \leq i < j, n_3 \leq j \leq n_4} \|h_{2,l}(X_{i,l}, X_{j,l}) - h_2(X_{i,l}, X_{j,l})\| \right)^2 \right]^{1/2} \\
&\leq \sum_{1 \leq i < j, n_3 \leq j \leq n_4} \mathbb{E}[\|h_{2,l}(X_{i,l}, X_{j,l}) - h_2(X_{i,l}, X_{j,l})\|^2]^{1/2} \\
&\leq \sum_{1 \leq i < j, n_3 \leq j \leq n_4} C \left(\sqrt{\epsilon} + (a_l \Phi(\epsilon))^{\frac{\delta}{2(2+\delta)}} \right)
\end{aligned}$$

$$\leq C(n_4 - n_3) \sum_{k=1}^{n_4} \left(\sqrt{\epsilon} + (a_l \Phi(\epsilon))^{\frac{\delta}{2(2+\delta)}} \right) \leq C(n_4 - n_3) n_4^{\frac{1}{4}}$$

where the last line is achieved by setting $\epsilon = l^{-8\frac{3+\delta}{\delta}}$ and similar calculations as in Lemma 4. \square

Lemma 6. *Under the assumptions of Theorem 1, it holds for any $n_1 < n_2 < n_3 < n_4$ and $l = \lfloor n_4^{\frac{3}{16}} \rfloor$:*

$$\mathbb{E} \left[\left(\left\| \sum_{n_1 \leq i \leq n_2, n_3 \leq j \leq n_4} h_{2,l}(X_{i,l}, X_{j,l}) \right\| \right)^2 \right] \leq C(n_4 - n_3) n_4^{\frac{3}{2}}$$

For the definition of $h_{2,l}$, see Lemma 5.

Proof. In this proof, we want to use Lemma 1 Yoshihara [1976], which is the following:

Let $g(x_1, \dots, x_k)$ be a Borel function. For any $0 \leq j \leq k-1$ with

$$(\diamond) \quad \mathbb{E}[|g(X_{I,l}, X'_{I^C,l})|^{l+\tilde{\delta}}] \leq M$$

for some $\tilde{\delta} > 0$, where $I = \{i_1, \dots, i_j\}$, $I^C = \{i_{j+1}, \dots, i_k\}$ and X' an independent copy of X , it holds that

$$(Y) \quad \left| \mathbb{E}[g(X_{i_1,l}, \dots, X_{i_k,l})] - \mathbb{E}[g(X_{I,l}, X'_{I^C,l})] \right| \leq 4M^{1/(1+\tilde{\delta})} \beta_{(i_{j+1}-i_j)-2l}^{\tilde{\delta}/(1+\tilde{\delta})}$$

Now, for the proof of the lemma, first observe that we can rewrite the squared norm as the scalar product and thus:

$$\begin{aligned} & \mathbb{E} \left[\left\| \sum_{n_1 \leq i \leq n_2, n_3 \leq j \leq n_4} h_{2,l}(X_{i,l}, X_{j,l}) \right\|^2 \right] \\ &= \mathbb{E} \left[\left\langle \sum_{n_1 \leq i \leq n_2, n_3 \leq j \leq n_4} h_{2,l}(X_{i,l}, X_{j,l}), \sum_{n_1 \leq i \leq n_2, n_3 \leq j \leq n_4} h_{2,l}(X_{i,l}, X_{j,l}) \right\rangle \right] \\ (9) \quad &= \sum_{\substack{n_1 \leq i_1 \leq n_2, n_3 \leq j_1 \leq n_4 \\ (i_1 \neq i_2) \text{ or } (j_1 \neq j_2) \text{ or both}}} \sum_{\substack{n_1 \leq i_2 \leq n_2, n_3 \leq j_2 \leq n_4 \\ (i_1 \neq i_2) \text{ or } (j_1 \neq j_2) \text{ or both}}} \mathbb{E}[\langle h_{2,l}(X_{i_1,l}, X_{j_1,l}), h_{2,l}(X_{i_2,l}, X_{j_2,l}) \rangle] \\ (10) \quad &+ \sum_{n_1 \leq i \leq n_2, n_3 \leq j \leq n_4} \mathbb{E}[\langle h_{2,l}(X_{i,l}, X_{j,l}), h_{2,l}(X_{i,l}, X_{j,l}) \rangle] \end{aligned}$$

We know by the uniform moments under approximation that (10) is bounded by the following:

$$\begin{aligned} (10) &= \sum_{n_1 \leq i \leq n_2, n_3 \leq j \leq n_4} \mathbb{E}[\|h_{2,l}(X_{i,l}, X_{j,l})\|^2] \leq (n_2 - n_1)(n_4 - n_3)M \\ &< n_4(n_4 - n_3)M \end{aligned}$$

For (9) we use the above mentioned lemma of Yoshihara [1976]. Note that by the double summation, we have three different cases to analyse: $(i_1 \neq i_2)$ or $(j_1 \neq j_2)$ or both. Universal, let $m = \max(j_1 - i_1, j_2 - i_2)$, first assume that $m = j_1 - i_1$ and let $\tilde{\delta} = \delta/2 > 0$.

First case: $i_1 \neq i_2$ and $j_1 \neq j_2$

Define the function $g(x_1, x_2, x_3, x_4) := \langle h_{2,l}(x_1, x_2), h_{2,l}(x_3, x_4) \rangle$ and check that (\diamond)

holds true for $I = \{i_1\}$ and $I^C = \{j_1, i_2, j_2\}$:

$$\begin{aligned} \mathbb{E}[|g(X_{i_1,l}, X'_{j_1,l}, X'_{i_2,l}, X'_{j_2,l})|^{1+\tilde{\delta}}] &\leq \mathbb{E}[\|h_{2,l}(X_{i_1,l}, X'_{j_1,l})\|^{1+\tilde{\delta}} \|h_{2,l}(X'_{i_2,l}, X'_{j_2,l})\|^{1+\tilde{\delta}}] \\ &\leq \mathbb{E}[\|h_{2,l}(X_{i_1,l}, X'_{j_1,l})\|^{2(1+\tilde{\delta})}]^{1/2} \mathbb{E}[\|h_{2,l}(X'_{i_2,l}, X'_{j_2,l})\|^{2(1+\tilde{\delta})}]^{1/2} \leq M \end{aligned}$$

by our moment assumptions and $\delta = \tilde{\delta}/2$. Here, we first use the Cauchy-Schwarz inequality and then Hölder's inequality. Now (Y) states that

$$(11) \quad |\mathbb{E}[g(X_{i_1,l}, X_{j_1,l}, X_{i_2,l}, X_{j_2,l})] - \mathbb{E}[g(X_{i_1,l}, X'_{j_1,l}, X'_{i_2,l}, X'_{j_2,l})]| \leq C\beta_{m-2l}^{\tilde{\delta}/(1+\tilde{\delta})}$$

The second expectation equals 0, which can be seen by using the law of the iterated expectation:

$$\begin{aligned} \mathbb{E}[g(X_{i_1,l}, X'_{j_1,l}, X'_{i_2,l}, X'_{j_2,l})] &= \mathbb{E}[\mathbb{E}[g(X_{i_1,l}, X'_{j_1,l}, X'_{i_2,l}, X'_{j_2,l}) | X'_{j_1,l}, X'_{i_2,l}, X'_{j_2,l}]] \\ &= \mathbb{E}[\mathbb{E}[\langle h_{2,l}(X_{i_1,l}, X'_{j_1,l}), h_{2,l}(X'_{i_2,l}, X'_{j_2,l}) \rangle | X'_{j_1,l}, X'_{i_2,l}, X'_{j_2,l}]] \\ (12) \quad &= \mathbb{E}[\langle \mathbb{E}[h_{2,l}(X_{i_1,l}, X'_{j_1,l}) | X'_{j_1,l}, X'_{i_2,l}, X'_{j_2,l}], h_{2,l}(X'_{i_2,l}, X'_{j_2,l}) \rangle] \end{aligned}$$

since $h_{2,l}(X'_{i_2,l}, X'_{j_2,l})$ is measurable with respect to the inner (conditional) expectation. In general it holds for random variables X, Y that $\mathbb{E}[\langle Y, X \rangle | \mathfrak{B}] = \langle Y, \mathbb{E}[X | \mathfrak{B}] \rangle$ if Y is measurable with respect to \mathfrak{B} . So,

$$(12) = \mathbb{E}[\underbrace{\langle \mathbb{E}[h_{2,l}(X_{i_1,l}, X'_{j_1,l}) | X'_{j_1,l}, X'_{i_2,l}, X'_{j_2,l}], h_{2,l}(X'_{i_2,l}, X'_{j_2,l}) \rangle}_{= 0 \text{ because } h_{2,l} \text{ is degenerated}}] = 0$$

Plugging this into (11), we get that

$$\mathbb{E}[\langle h_{2,l}(X_{i_1,l}, X_{j_1,l}), h_{2,l}(X_{i_2,l}, X_{j_2,l}) \rangle] \leq |\mathbb{E}[g(X_{i_1,l}, X_{j_1,l}, X_{i_2,l}, X_{j_2,l})]| \leq C\beta_{m-2l}^{\tilde{\delta}/(1+\tilde{\delta})}$$

We repeat the above argumentation for the other two cases:

Second case: $i_1 \neq i_2$ but $j_1 = j_2$

Define the function $g(x_1, x_2, x_3) := \langle h_{2,l}(x_1, x_2), h_{2,l}(x_3, x_2) \rangle$ and check that (\diamond) holds true for $I = \{i_1\}$ and $I^C = \{j_1, i_2\}$:

$$\begin{aligned} \mathbb{E}[|g(X_{i_1,l}, X'_{j_1,l}, X'_{i_2,l})|^{1+\tilde{\delta}}] \\ \leq \mathbb{E}[\|h_{2,l}(X_{i_1,l}, X'_{j_1,l})\|^{2(1+\tilde{\delta})}]^{1/2} \mathbb{E}[\|h_{2,l}(X'_{i_2,l}, X'_{j_1,l})\|^{2(1+\tilde{\delta})}]^{1/2} \leq M \end{aligned}$$

Here, (Y) states that

$$(13) \quad |\mathbb{E}[g(X_{i_1,l}, X_{j_1,l}, X_{i_2,l})] - \mathbb{E}[g(X_{i_1,l}, X'_{j_1,l}, X'_{i_2,l})]| \leq C\beta_{m-2l}^{\tilde{\delta}/(1+\tilde{\delta})}$$

Again, the second expectation equals zero:

$$\begin{aligned} \mathbb{E}[g(X_{i_1,l}, X'_{j_1,l}, X'_{i_2,l})] \\ &= \mathbb{E}[\mathbb{E}[\langle h_{2,l}(X_{i_1,l}, X'_{j_1,l}), h_{2,l}(X'_{i_2,l}, X'_{j_1,l}) \rangle | X'_{i_2,l}, X'_{j_1,l}]] \\ &= \mathbb{E}[\underbrace{\langle \mathbb{E}[h_{2,l}(X_{i_1,l}, X'_{j_1,l}) | X'_{i_2,l}, X'_{j_1,l}], h_{2,l}(X'_{i_2,l}, X'_{j_1,l}) \rangle}_{=0}] \\ &= 0 \end{aligned}$$

Plugging this into (13), we get that

$$\mathbb{E}[\langle h_{2,l}(X_{i_1,l}, X_{j_1,l}), h_{2,l}(X_{i_2,l}, X_{j_1,l}) \rangle] \leq |\mathbb{E}[g(X_{i_1,l}, X_{j_1,l}, X_{i_2,l})]| \leq C\beta_{m-2l}^{\tilde{\delta}/(1+\tilde{\delta})}$$

Third case: $j_1 \neq j_2$ but $i_1 = i_2$

Define the function $g(x_1, x_2, x_3) := \langle h_{2,l}(x_1, x_2), h_{2,l}(x_1, x_3) \rangle$. Checking that (\diamond) holds true for $I = \{i_1\}$ and $I^C = \{j_1, j_2\}$ works completely similar to the second case. And noting that we have to condition on $X_{i_1,l}, X'_{j_2,l}$ in this case, yields:

$$\mathbb{E}[\langle h_{2,l}(X_{i_1,l}, X_{j_1,l}), h_{2,l}(X_{i_1,l}, X_{j_2,l}) \rangle] \leq |\mathbb{E}[g(X_{i_1,l}, X_{j_1,l}, X_{j_2,l})]| \leq C\beta_{m-2l}^{\tilde{\delta}/(1+\tilde{\delta})}$$

We can conclude for the quadratic term

$$(14) \quad \mathbb{E}[\|\sum_{n_1 \leq i \leq n_2, n_3 \leq j \leq n_4} h_{2,l}(X_{i,l}, X_{j,l})\|^2] = \sum_{n_1 \leq i_1 \leq n_2, n_3 \leq j_1 \leq n_4} \sum_{\substack{n_1 \leq i_2 \leq n_2, n_3 \leq j_2 \leq n_4 \\ (i_1 \neq i_2) \text{ or } (j_1 \neq j_2) \text{ or both}}} C\beta_{m-2l}^{\tilde{\delta}/(1+\tilde{\delta})} + n_4(n_4 - n_3)M$$

For a fixed m we have the following possibilities to choose:

Since we assumed $m = j_1 - i_1$, there are

- at most $n_2 - n_1 < n_4$ possibilities for i_1 , so only 1 possibility for j_1
- at most $(n_4 - n_3)$ possibilities for j_2 , so at most m possibilities for i_2 , since by the definition of m the value $j_2 - i_2$ is smaller (or equal) than m .

So, recalling that $\delta = \tilde{\delta}/2$, we have

$$\begin{aligned} & \sum_{n_1 \leq i_1 \leq n_2, n_3 \leq j_1 \leq n_4} \sum_{\substack{n_1 \leq i_2 \leq n_2, n_3 \leq j_2 \leq n_4 \\ (i_1 \neq i_2) \text{ or } (j_1 \neq j_2) \text{ or both}}} C\beta_{m-2l}^{\tilde{\delta}/(1+\tilde{\delta})} \\ & \leq C(n_4 - n_3)n_4 \sum_{m=1}^{n_4} m\beta_{m-2l}^{\frac{\delta}{2+\delta}} = C(n_4 - n_3) \left(\sum_{m=1}^{2l-1} m \underbrace{\beta_{m-2l}^{\frac{\delta}{2+\delta}}}_{=1} + \sum_{m=2l}^{n_4} \beta_{m-2l}^{\frac{\delta}{2+\delta}} \right) \\ & \leq C(n_4 - n_3)n_4 \left(\sum_{m=1}^{2l-1} m + \sum_{m=2l}^{n_4} (m-2l)\beta_{m-2l}^{\frac{\delta}{2+\delta}} + \sum_{m=2l}^{n_4} 2l\beta_{m-2l}^{\frac{\delta}{2+\delta}} \right) \\ & \leq C(n_4 - n_3)n_4 \left((2l)^2 + \sum_{m=2l}^{n_4} (m-2l)\beta_{m-2l}^{\frac{\delta}{2+\delta}} + 2l \sum_{m=2l}^{n_4} (m-2l)\beta_{m-2l}^{\frac{\delta}{2+\delta}} \right) \\ & = C(n_4 - n_3)n_4 \left(l^2 + (1+2l) \sum_{m=2l}^{n_4} (m-2l)\beta_{m-2l}^{\frac{\delta}{2+\delta}} \right) \\ & \leq C(n_4 - n_3)n_4 \left(l^2 + (2l)^2 \sum_{m=2l}^{n_4} (m-2l)\beta_{m-2l}^{\frac{\delta}{2+\delta}} \right) \quad \text{for } l > \frac{1}{2} \\ & \leq C(n_4 - n_3)n_4 \underbrace{\left(l^2 + l^2 \sum_{m=2l}^{n_4} (m-2l)^2 \beta_{m-2l}^{\frac{\delta}{2+\delta}} \right)}_{< \infty} \\ & \leq C(n_4 - n_3)n_4 l^2 \\ & \leq C(n_4 - n_3)n_4^{\frac{3}{2}} \\ & \Rightarrow (14) \leq C(n_4 - n_3)n_4^{\frac{3}{2}} \end{aligned}$$

If $m = j_2 - i_2$, it works very similar. Just a few comments on what changes: We get in the first case $I = \{i_1, j_1, j_2\}$, $I^C = \{j_2\}$, which leads to defining the function $g(X_{i_1,l}, X_{j_1,l}, X_{i_2,l}, X'_{j_2,l}) := \langle h_{2,l}(X_{i_1,l}, X_{j_1,l}), h_{2,l}(X_{i_2,l}, X'_{j_2,l}) \rangle$ and conditioning on $X_{i_1,l}, X_{j_1,l}, X_{i_2,l}$. For the second case it is $I = \{i_1, i_2\}$, $I^C = \{j_2\}$. We define $g(X_{i_1,l}, X'_{j_2,l}, X_{i_2,l}) := \langle h_{2,l}(X_{i_1,l}, X'_{j_2,l}), h_{2,l}(X_{i_2,l}, X'_{j_2,l}) \rangle$ and condition on $X_{i_2,l}, X'_{j_2,l}$. In the third case it is $I = \{i_1, j_1\}$, $I^C = \{j_2\}$, function $g(X_{i_1,l}, X_{j_1,l}, X'_{j_2,l}) := \langle h_{2,l}(X_{i_1,l}, X_{j_1,l}), h_{2,l}(X_{i_1,l}, X'_{j_2,l}) \rangle$ and we condition on $X_{i_1,l}, X_{j_1,l}$.

This proves the lemma. \square

Proposition 2. *Under the assumptions of Theorem 1, it holds that*

a)

$$E \left[\left(\max_{1 \leq n_1 < n} \left\| \sum_{i=1}^{n_1} \sum_{j=n_1+1}^n h_2(X_i, X_j) \right\| \right)^2 \right]^{\frac{1}{2}} \leq C s^2 2^{\frac{5s}{4}}$$

for s large enough that $n \leq 2^s$

b)

$$\max_{1 \leq n_1 < n} \frac{1}{n^{3/2}} \left\| \sum_{i=1}^{n_1} \sum_{j=n_1+1}^n h_2(X_i, X_j) \right\| \xrightarrow{a.s.} 0 \quad \text{for } n \rightarrow \infty$$

Proof. Part a) We split the expectation with the help of the triangle inequality into three parts:

$$(15) \quad \mathbb{E} \left[\left(\max_{1 \leq n_1 < n} \left\| \sum_{i=1}^{n_1} \sum_{j=n_1+1}^n h_2(X_i, X_j) \right\| \right)^2 \right]^{\frac{1}{2}} \leq \mathbb{E} \left[\left(\max_{1 \leq n_1 < n} \sum_{i=1}^{n_1} \sum_{j=n_1+1}^n \|h_2(X_i, X_j) - h_2(X_{i,l}, X_{j,l})\| \right)^2 \right]^{\frac{1}{2}}$$

$$(16) \quad + \mathbb{E} \left[\left(\max_{1 \leq n_1 < n} \sum_{i=1}^{n_1} \sum_{j=n_1+1}^n \|h_{2,l}(X_{i,l}, X_{j,l}) - h_2(X_{i,l}, X_{j,l})\| \right)^2 \right]^{\frac{1}{2}}$$

$$(17) \quad + \mathbb{E} \left[\left(\max_{1 \leq n_1 < n} \left\| \sum_{i=1}^{n_1} \sum_{j=n_1+1}^n h_{2,l}(X_{i,l}, X_{j,l}) \right\| \right)^2 \right]^{\frac{1}{2}}$$

We want to use Lemma 4-6 to bound the three terms. The idea for all three terms is to use a suitable partition to rewrite the double sum inside of the expectation.

$$(15) \leq C \mathbb{E} \left[\left(\sum_{d=0}^s \max_{\tilde{j}=1, \dots, 2^{s-d}} \sum_{i=1}^{(\tilde{j}-1)2^d-1} \sum_{j=(\tilde{j}-1)2^d}^{\tilde{j}2^d} \|h_2(X_i, X_j) - h_2(X_{i,l}, X_{j,l})\| \right)^2 \right]^{\frac{1}{2}}$$

$$\leq C s \sum_{d=0}^s \sum_{\tilde{j}=1}^{2^{s-d}} \mathbb{E} \left[\left(\sum_{i=1}^{(\tilde{j}-1)2^d-1} \sum_{j=(\tilde{j}-1)2^d}^{\tilde{j}2^d} \|h_2(X_i, X_j) - h_2(X_{i,l}, X_{j,l})\| \right)^2 \right]^{\frac{1}{2}}$$

$$\leq C s \sum_{d=0}^s \sum_{\tilde{j}=1}^{2^{s-d}} (\tilde{j}2^d - (\tilde{j}-1)2^d) 2^{\frac{s}{4}} \quad \text{by Lemma 4}$$

$$\leq C 2^{\frac{s}{4}} s \sum_{d=0}^s \sum_{\tilde{j}=1}^{2^{s-d}} 2^d = C 2^{\frac{s}{4}} s \sum_{d=0}^s 2^{s-d} 2^d$$

$$= C 2^{\frac{5s}{4}} s^2$$

For (16) it works similar:

$$(16) \leq C s \sum_{d=0}^s \sum_{\tilde{j}=1}^{2^{s-d}} \mathbb{E} \left[\left(\sum_{i=1}^{(\tilde{j}-1)2^d-1} \sum_{j=(\tilde{j}-1)2^d}^{\tilde{j}2^d} \|h_{2,l}(X_{i,l}, X_{j,l}) - h_2(X_{i,l}, X_{j,l})\| \right)^2 \right]^{\frac{1}{2}}$$

$$\leq C s \sum_{d=0}^s \sum_{\tilde{j}=1}^{2^{s-d}} (\tilde{j}2^d - (\tilde{j}-1)2^d) 2^{\frac{s}{4}} \quad \text{by Lemma 5}$$

$$\leq C s^2 2^{\frac{5s}{4}}$$

For (17), first note that for $n_1 < n_2$

$$\begin{aligned} & \sum_{i=1}^{n_2} \sum_{j=n_2+1}^n h_{2,l}(X_{i,l}, X_{j,l}) - \sum_{i=1}^{n_1} \sum_{j=n_1+1}^n h_{2,l}(X_{i,l}, X_{j,l}) \\ &= \sum_{i=n_1+1}^{n_2} \sum_{j=n_2+1}^n h_{2,l}(X_{i,l}, X_{j,l}) - \sum_{i=1}^{n_1} \sum_{j=n_1+1}^{n_2} h_{2,l}(X_{i,l}, X_{j,l}) \end{aligned}$$

So we can conclude by Lemma 6 that

$$\begin{aligned} & \mathbb{E} \left[\left(\left\| \sum_{i=1}^{n_2} \sum_{j=n_2+1}^n h_{2,l}(X_{i,l}, X_{j,l}) - \sum_{i=1}^{n_1} \sum_{j=n_1+1}^n h_{2,l}(X_{i,l}, X_{j,l}) \right\| \right)^2 \right] \\ & \leq (n_2 - n_1) n^{3/2} \leq (n_2 - n_1) 2^{3s/2} \end{aligned}$$

as $n \leq 2^s$. By Theorem 1 Móricz [1976] (which also holds in Hilbert spaces) it follows that

$$\mathbb{E} \left[\left(\max_{1 \leq n_1 < n} \left\| \sum_{i=1}^{n_1} \sum_{j=n_1+1}^n h_{2,l}(X_{i,l}, X_{j,l}) \right\| \right)^2 \right] \leq C s^2 2^{5s/2}$$

and by taking the square root

$$(17) = \mathbb{E} \left[\left(\max_{1 \leq n_1 < n} \left\| \sum_{i=1}^{n_1} \sum_{j=n_1+1}^n h_{2,l}(X_{i,l}, X_{j,l}) \right\| \right)^2 \right]^{\frac{1}{2}} \leq C s^{\frac{3}{2}} 2^{\frac{5s}{4}} \leq C s^2 2^{\frac{5s}{4}}$$

This yields all together

$$\mathbb{E} \left[\left(\max_{1 \leq n_1 < n} \left\| \sum_{i=1}^{n_1} \sum_{j=n_1+1}^n h_2(X_i, X_j) \right\| \right)^2 \right]^{\frac{1}{2}} \leq C s^2 2^{\frac{5s}{4}}$$

Part b) Recall that s is chosen such that $n \leq 2^s$ and thus $n^{\frac{3}{2}} \leq 2^{\frac{3s}{2}}$. To prove almost sure convergence, it is enough to prove that for any $\epsilon > 0$

$$\sum_{s=1}^{\infty} \mathbb{P} \left(2^{-\frac{3s}{2}} \max_{1 \leq n_1 < n} \left\| \sum_{i=1}^{n_1} \sum_{j=n_1+1}^n h_2(X_i, X_j) \right\| > \epsilon \right) < \infty$$

We do this by using Markov's inequality and our result from a):

$$\begin{aligned} & \sum_{s=1}^{\infty} \mathbb{P} \left(2^{-\frac{3s}{2}} \max_{1 \leq n_1 < n} \left\| \sum_{i=1}^{n_1} \sum_{j=n_1+1}^n h_2(X_i, X_j) \right\| > \epsilon \right) \\ & \leq \frac{1}{\epsilon^2} \sum_{s=1}^{\infty} \mathbb{E} \left[\left(2^{-\frac{3s}{2}} \max_{1 \leq n_1 < n} \left\| \sum_{i=1}^{n_1} \sum_{j=n_1+1}^n h_2(X_i, X_j) \right\| \right)^2 \right] \\ & = \frac{1}{\epsilon^2} \sum_{s=1}^{\infty} 2^{-3s} \mathbb{E} \left[\left(\max_{1 \leq n_1 < n} \left\| \sum_{i=1}^{n_1} \sum_{j=n_1+1}^n h_2(X_i, X_j) \right\| \right)^2 \right] \\ & \leq \frac{1}{\epsilon^2} \sum_{s=1}^{\infty} 2^{-3s} (C s^2 2^{\frac{5s}{4}})^2 \quad \text{by part a)} \\ & = \frac{C}{\epsilon^2} \sum_{s=1}^{\infty} s^4 2^{-\frac{s}{2}} < \infty \end{aligned}$$

By the Borel-Cantelli lemma follows the almost sure convergence

$$\max_{1 \leq n_1 < n} \frac{1}{n^{3/2}} \left\| \sum_{i=1}^{n_1} \sum_{j=n_1+1}^n h_2(X_i, X_j) \right\| \xrightarrow{\text{a.s.}} 0 \quad \text{for } n \rightarrow \infty$$

□

4.3. Results under Alternative. Recall our model under the alternative: $(X_n, Z_n)_{n \in \mathbb{Z}}$ is a stationary, $H \otimes H$ -valued sequence and we observe Y_1, \dots, Y_n with

$$Y_i = \begin{cases} X_i & \text{for } i \leq \lfloor n\lambda^* \rfloor = k^* \\ Z_i & \text{for } i > \lfloor n\lambda^* \rfloor = k^* \end{cases},$$

so $\lambda^* \in (0, 1)$ is the proportion of observations after which the change happens. We assume that the process $(X_i, Z_i)_{i \in \mathbb{Z}}$ is stationary and P-NED on absolutely regular sequences $(\zeta_n)_{n \in \mathbb{Z}}$.

Let $h : H \times H \rightarrow \tilde{H}$ be an antisymmetric kernel and assume that $\mathbb{E}[h(X_0, \tilde{Z}_0)] \neq 0$, where \tilde{Z}_0 is an independent copy of Z_0 and independent of X_0 . Since X_0 and \tilde{Z}_0 are not identically distributed, Hoeffding's decomposition of h equals

$$h(x, y) = h_1^*(x) - h_1(y) + h_2^*(x, y)$$

where

$$(18) \quad h_1(x) = \mathbb{E}[h(x, X_0)], \quad h_1^*(x) = \mathbb{E}[h(x, Z_0)]$$

$$(19) \quad h_2^*(x, y) = h(x, y) - h_1^*(x) + h_1(y)$$

So it holds for the test statistic $U_{n, k^*}(Y) := \sum_{i=1}^{k^*} \sum_{j=k^*+1}^n h(Y_i, Y_j)$:

$$\begin{aligned} U_{n, k^*}(Y) &= \sum_{i=1}^{k^*} \sum_{j=k^*+1}^n h(X_i, Z_j) \\ &= \sum_{i=1}^{k^*} \sum_{j=k^*+1}^n (h_1^*(X_i) - h_1(Z_j) + h_2^*(X_i, Z_j)) \\ &= (n - k^*) \sum_{i=1}^{k^*} h_1^*(X_i) - k^* \sum_{j=k^*+1}^n h_1(Z_j) + \sum_{i=1}^{k^*} \sum_{j=k^*+1}^n h_2^*(X_i, Z_j) \end{aligned}$$

Lemma 7. *Let the Assumption of Theorem 2 hold for $(X_i, Z_i)_{i \in \mathbb{Z}}$ and let h_2^* as defined in (19). Then it holds that*

$$\frac{1}{n^{3/2}} \left\| \sum_{i=1}^{k^*} \sum_{j=k^*+1}^n h_2^*(X_i, Z_j) + \mathbb{E}[h(X_0, \tilde{Z}_0)] \right\| \xrightarrow{a.s.} 0 \quad \text{for } n \rightarrow \infty,$$

where \tilde{Z}_0 is an independent copy of Z_0 and independent of X_0 .

Proof. Notice that $h_2^*(x, z) + \mathbb{E}[h(X_0, \tilde{Z}_0)]$ is degenerated since $\mathbb{E}[h_1^*(X_0)] = \mathbb{E}[h(X_0, \tilde{Z}_0)]$ and

$$\begin{aligned} E[h_2^*(X_0, z) + \mathbb{E}[h(X_0, \tilde{Z}_0)]] &= E[h(X_0, y) - h_1^*(X_0) - h_1(y) + \mathbb{E}[h(X_0, \tilde{Z}_0)]] \\ &= h_1(y) - \mathbb{E}[h(X_0, \tilde{Z}_0)] - h_1(y) + \mathbb{E}[h(X_0, \tilde{Z}_0)] = 0 \end{aligned}$$

and similarly $\mathbb{E}[h_2^*(x, \tilde{Z}_0) + \mathbb{E}[h(X_0, \tilde{Z}_0)]] = 0$. So we can prove the lemma along the same arguments as under the Nullhypothesis. \square

Lemma 8. *Under the assumption of Theorem 2 it holds that*

$$\left(\frac{1}{\sqrt{n}} \sum_{i=1}^{\lfloor n\lambda \rfloor} (h_1^*(X_i) - \mathbb{E}[h(X_0, \tilde{Z}_0)]) \right)_{\lambda \in [0, 1]} \Rightarrow (W_1(\lambda))_{\lambda \in [0, 1]}$$

and

$$\left(\frac{1}{\sqrt{n}} \sum_{i=1}^{\lfloor n\lambda \rfloor} (h_1(Z_i) + \mathbb{E}[h(X_0, \tilde{Z}_0)]) \right)_{\lambda \in [0, 1]} \Rightarrow (W_2(\lambda))_{\lambda \in [0, 1]}$$

where $(W_1(\lambda))_{\lambda \in [0,1]}$, $(W_2(\lambda))_{\lambda \in [0,1]}$ are Brownian motions with covariance operator as defined in Theorem 1.

Proof. The proof follows the steps of Theorem 1. So, we have to check the assumptions of Theorem 1 Sharipov et al. [2016]. We will do this for $h_1^*(X_i)$, for $h_1(Z_i)$ everything holds similarly. First note that $\mathbb{E}[h_1^*(X_0)] = \mathbb{E}[h(X_0, \tilde{Z}_0)]$.

Assumption 1: $(h_1^*(X_n))_{n \in \mathbb{Z}}$ is L_1 -NED.

Along the lines of the proof of Lemma 2 we can show that $(h_1^*(X_n))_{n \in \mathbb{Z}}$ is L_2 -NED with approximating constants $a_{k,2} = \mathcal{O}(k^{-4\frac{3+\delta}{3}})$. By Jensen's inequality it follows that $(h_1^*(X_n))_{n \in \mathbb{Z}}$ is L_1 -NED with approximating constants $a_{k,1} = a_{k,2}$.
Assumption 2: Existing $(4 + \delta)$ -moments.

Recall that $h_1^*(x) = \mathbb{E}[h(x, \tilde{Z}_0)]$, so by Jensen inequality

$$E[|h_1^*(X_i)|^{4+\delta}] \leq E[|h(X_1, \tilde{Z}_1)|^{4+\delta}] < \infty$$

Assumption 3: $\sum_{m=1}^{\infty} m^2 a_{m,1}^{\frac{\delta}{3+\delta}} \leq \infty$ follows similar as in Theorem 1.

Assumption 4: $\sum_{m=1}^{\infty} m^2 \beta_m^{\frac{\delta}{4+\delta}} < \infty$ is assumed in Theorem 2

□

Corollary 1. *Under assumptions of Theorem 1, it holds that*

$$\frac{1}{n^{3/2}} \sum_{i=1}^{k^*} \sum_{j=k^*+1}^n (h_1^*(X_i) - h_1(Z_j) - 2\mathbb{E}[h(X_0, \tilde{Z}_0)])$$

is stochastically bounded.

Proof. This follows from Lemma 8 above:

$$\begin{aligned} & \left| \frac{1}{n^{3/2}} \sum_{i=1}^{k^*} \sum_{j=k^*+1}^n (h_1^*(X_i) - h_1(Z_j) - 2\mathbb{E}[h(X_0, \tilde{Z}_0)]) \right| \\ & \leq \left| \frac{1}{n^{1/2}} \sum_{i=1}^{k^*} h_1^*(X_i) - \mathbb{E}[h(X_0, \tilde{Z}_0)] \right| + \left| \frac{1}{n^{1/2}} \sum_{j=k^*+1}^n h_1(Z_j) + \mathbb{E}[h(X_0, \tilde{Z}_0)] \right| \end{aligned}$$

Both summands converge weakly to a Gaussian limit and are stochastically bounded. □

4.4. Dependent Wild Bootstrap.

Proposition 3. *Let $(\varepsilon_i)_{\substack{i \leq n \\ n \in \mathbb{N}}}$ be a triangular scheme of random multiplier independent from $(X_i)_{i \in \mathbb{Z}}$, such that the moment condition $\mathbb{E}[|\varepsilon_i|^2] < \infty$ holds.*

Then under the Assumptions of Theorem 1, it holds that

$$\max_{1 \leq k < n} \frac{1}{n^{3/2}} \left\| \sum_{i=1}^k \sum_{j=k+1}^n h_2(X_i, X_j)(\varepsilon_i + \varepsilon_j) \right\| \xrightarrow{a.s.} 0 \quad \text{for } n \rightarrow \infty$$

Proof. The statement follows along the line of the proofs of the Lemmas 5 to 6 and Proposition 2. For this note that by the independence of $(\varepsilon_i)_{\substack{i \leq n \\ n \in \mathbb{N}}}$ and $(X_i)_{i \in \mathbb{Z}}$ and by Lemma 3

$$\begin{aligned} & \mathbb{E}[\|h_2(X_i, X_{i+k+2l})(\varepsilon_i + \varepsilon_{i+k+2l}) - h_2(X_{i,l}, X_{i+k+2l,l})(\varepsilon_i + \varepsilon_{i+k+2l})\|^2]^{\frac{1}{2}} \\ & = \mathbb{E}[\|h_2(X_i, X_{i+k+2l}) - h_2(X_{i,l}, X_{i+k+2l,l})\|^2]^{\frac{1}{2}} \cdot \mathbb{E}[(\varepsilon_i + \varepsilon_{i+k+2l})^2]^{\frac{1}{2}} \\ & \leq C(\sqrt{\varepsilon} + \beta_k^{\frac{\delta}{2(2+\delta)}}) + (a_l \Phi(\varepsilon))^{\frac{\delta}{2(2+\delta)}} \end{aligned}$$

From this, we can conclude that for any $n_1 < n_2 < n_3 < n_4$ and $l = \lfloor n_4^{\frac{3}{16}} \rfloor$:

$$\mathbb{E} \left[\left(\sum_{n_1 \leq i \leq n_2} \sum_{n_3 \leq j \leq n_4} \|h_2(X_i, X_j) - h_2(X_{i,l}, X_{j,l})(\varepsilon_i + \varepsilon_j)\| \right)^2 \right]^{\frac{1}{2}} \leq C(n_4 - n_3)n_4^{\frac{1}{4}}$$

as in Lemma 4. Similarly, we obtain (making use of the independence of $(\varepsilon_i)_{\substack{i \leq n \\ n \in \mathbb{N}}}$ and $(X_i)_{i \in \mathbb{Z}}$ again)

$$\begin{aligned} & \mathbb{E}[\|h_{2,l}(X_{i,l}, X_{j,l}) - h_2(X_{i,l}, X_{j,l})(\varepsilon_i + \varepsilon_j)\|^2] \\ &= \mathbb{E}[\|h_{2,l}(X_{i,l}, X_{j,l}) - h_2(X_{i,l}, X_{j,l})\|^2] \mathbb{E}[(\varepsilon_i + \varepsilon_j)^2] \leq C \left(\sqrt{\varepsilon} + (a_l \Phi(\varepsilon))^{\frac{\delta}{2(2+\delta)}} \right) \end{aligned}$$

and along the lines of the Proof of Lemma 5 for any $n_1 < n_2 < n_3 < n_4$ and $l = \lfloor n_4^{\frac{3}{16}} \rfloor$:

$$\mathbb{E} \left[\left(\sum_{n_1 \leq i \leq n_2, n_3 \leq j \leq n_4} \|h_{2,l}(X_{i,l}, X_{j,l}) - h_2(X_{i,l}, X_{j,l})(\varepsilon_i + \varepsilon_j)\| \right)^2 \right]^{\frac{1}{2}} \leq C(n_4 - n_3)n_4^{\frac{1}{4}}.$$

With the same type of argument, we also obtain the analogous result to Lemma 6:

$$\mathbb{E} \left[\left(\left\| \sum_{n_1 \leq i \leq n_2, n_3 \leq j \leq n_4} h_{2,l}(X_{i,l}, X_{j,l})(\varepsilon_i + \varepsilon_j) \right\| \right)^2 \right] \leq C(n_4 - n_3)n_4^{\frac{3}{4}}$$

and then we can proceed as in the proof of Proposition 2. \square

Lemma 9. *Under the assumptions of Theorem 3, for any $t_0 = 0 < t_1 < t_2, \dots, t_k = 1$ and any $a_1, \dots, a_k \in H$*

$$\text{Var} \left[\frac{1}{\sqrt{n}} \sum_{j=1}^k \sum_{i=[nt_{j-1}]+1}^{[nt_j]} \langle a_j, h_1(X_i)\varepsilon_i \rangle \middle| X_1, \dots, X_n \right] \xrightarrow{\mathcal{P}} \text{Var} \left[\sum_{j=1}^k \langle a_j, W(t_j) - W(t_{j-1}) \rangle \right]$$

Proof. To simplify the notation, we introduce a triangular scheme $V_{i,n} = \langle a_j, h_1(X_i) \rangle$ for $i = [nt_{j-1}] + 1, \dots, i = [nt_j]$. By our assumptions, $\text{Cov}(\varepsilon_i, \varepsilon_j) = w(|i - j|/q_n)$, so we obtain for the variance condition on X_1, \dots, X_n :

$$\begin{aligned} & \text{Var} \left[\frac{1}{\sqrt{n}} \sum_{j=1}^k \sum_{i=[nt_{j-1}]+1}^{[nt_j]} \langle a_j, h_1(X_i)\varepsilon_i \rangle \middle| X_1, \dots, X_n \right] \\ &= \sum_{i=1}^n \sum_{l=1}^n V_{i,n} V_{l,n} \text{Cov}(\varepsilon_i, \varepsilon_l) = \sum_{i=1}^n \sum_{l=1}^n V_{i,n} V_{l,n} w(|i - l|/q_n). \end{aligned}$$

This is the kernel estimator for the variance, which is consistent even for heteroscedastic time series under the assumptions of Jong and Davidson [2000]. The L_2 -NED follows by Lemma 2. Note that the mixing coefficients for absolute regularity are larger than the strong mixing coefficients used by Jong and Davidson [2000], so their mixing assumption follows directly from ours. \square

Proposition 4. *Under the assumptions of Theorem 3, we have the weak convergence (in the space $D_{H^2}[0, 1]$)*

$$\left(\frac{1}{\sqrt{n}} \sum_{i=1}^{[nt]} (h_1(X_i), h_1(X_i)\varepsilon_i) \right)_{t \in [0,1]} \Rightarrow (W(t), W^*(t))_{t \in [0,1]}$$

in probability.

Proof. We have to proof finite dimensional convergence and tightness. As the tightness for the first component was already established in the proof of Theorem 1 of Sharipov et al. [2016], we only have to deal with the second component. The tightness of the partial sum process of $h_1(X_i)\varepsilon_i$, $i \in \mathbb{N}$, can be shown along the lines of the proof of the same theorem: For this note that by the independence of $(\varepsilon_i)_{i \leq n}$ and X_1, \dots, X_n

$$\begin{aligned} & |E[\langle h_1(X_i)\varepsilon_i, h_1(X_j)\varepsilon_j \rangle \langle h_1(X_k)\varepsilon_k, h_1(X_l)\varepsilon_l \rangle]| \\ &= |E[\langle h_1(X_i), h_1(X_j) \rangle \langle h_1(X_k), h_1(X_l) \rangle] E[\varepsilon_i \varepsilon_j \varepsilon_k \varepsilon_l]| \\ &\leq 3 |E[\langle h_1(X_i), h_1(X_j) \rangle \langle h_1(X_k), h_1(X_l) \rangle]|, \end{aligned}$$

the rest follows as in Lemma 2.24 of Borovkova et al. [2001] and in proof of Theorem 1 of Sharipov et al. [2016].

For the finite dimensional convergence, we will show the weak convergence of the second component conditional on $h_1(X_i)\varepsilon_i$, $i \in \mathbb{N}$, because the weak convergence of the first component is already established in Proposition 1. By the continuity of the limit process, it is sufficient to study the distribution for $t_1, \dots, t_k \in \mathbb{Q} \cap [0, 1]$ and by the Cramér-Wold-device and the separability of H , it is enough to show the convergence of the condition distribution of $\frac{1}{\sqrt{n}} \sum_{j=1}^k \sum_{i=[nt_{j-1}]+1}^{[nt_j]} \langle a_j, h_1(X_i)\varepsilon_i \rangle$ for a_1, \dots, a_k from a countable subset of H . Conditional on X_1, \dots, X_n , the distribution of $\frac{1}{\sqrt{n}} \sum_{j=1}^k \sum_{i=[nt_{j-1}]+1}^{[nt_j]} \langle a_j, h_1(X_i)\varepsilon_i \rangle$ is Gaussian with expectation 0 and variance converging to the right limit in probability by Lemma 9.

Using a well-known characterization of convergence in probability, for every subseries there is another subseries such that this convergence holds almost surely. So we can construct a subseries that the almost sure convergence holds for all k , $t_1, \dots, t_k \in \mathbb{Q} \cap [0, 1]$ and all a_1, \dots, a_k from the countable subset of H , so we can find a subseries such that the convergence of the finite-dimensional distributions holds almost surely. Thus, the finite-dimensional convergence of the conditional distribution holds in probability and the statement of the proposition is proved. \square

5. PROOF OF MAIN RESULTS

Proof of Theorem 1. We will bound the maximum from above by the sum of the degenerate and the linear part, using Hoeffding's decomposition, as shown in Lemma 1:

$$\begin{aligned} \max_{1 \leq k < n} \frac{1}{n^{3/2}} \|U_{n,k}\| &= \max_{1 \leq k < n} \frac{1}{n^{3/2}} \left\| n \sum_{i=1}^k (h_1(X_i) - \overline{h_1(X)}) + \sum_{i=1}^k \sum_{j=k+1}^n h_2(X_i, X_j) \right\| \\ &\leq \max_{1 \leq k < n} \frac{1}{n^{3/2}} \left\| n \sum_{i=1}^k (h_1(X_i) - \overline{h_1(X)}) \right\| + \max_{1 \leq k < n} \frac{1}{n^{3/2}} \left\| \sum_{i=1}^k \sum_{j=k+1}^n h_2(X_i, X_j) \right\| \end{aligned}$$

by triangle inequality

For the degenerate part, we can use the convergence to 0 from Proposition 2:

$$\max_{1 \leq k < n} \frac{1}{n^{3/2}} \left\| \sum_{i=1}^k \sum_{j=k+1}^n h_2(X_i, X_j) \right\| \xrightarrow{P} 0$$

since convergence in probability follows from almost sure convergence. Now observe that we can write the linear part as

$$\begin{aligned}
& \max_{1 \leq k < n} \frac{1}{n^{3/2}} \left\| n \sum_{i=1}^k (h_1(X_i) - \overline{h_1(X)}) \right\| = \max_{\lambda \in [0,1]} \frac{1}{n^{3/2}} \left\| n \sum_{i=1}^{\lfloor n\lambda \rfloor} (h_1(X_i) - \overline{h_1(X)}) \right\| \\
&= \max_{\lambda \in [0,1]} \frac{1}{n^{3/2}} \left\| n \sum_{i=1}^{\lfloor n\lambda \rfloor} h_1(X_i) - n \lfloor n\lambda \rfloor \frac{1}{n} \sum_{j=1}^n h_1(X_j) \right\| \\
&= \max_{\lambda \in [0,1]} \left\| \frac{1}{\sqrt{n}} \sum_{i=1}^{\lfloor n\lambda \rfloor} h_1(X_i) - \frac{\lfloor n\lambda \rfloor}{n^{3/2}} \sum_{j=1}^n h_1(X_j) \right\| \\
&\approx \sup_{\lambda \in [0,1]} \left\| \underbrace{\frac{1}{\sqrt{n}} \sum_{i=1}^{\lfloor n\lambda \rfloor} h_1(X_i)}_{=: x(\lambda)} - \frac{\lambda}{\sqrt{n}} \sum_{j=1}^n h_1(X_j) \right\| \quad \text{for } n \text{ large enough} \\
&= \sup_{\lambda \in [0,1]} \|x(\lambda) - \lambda x(1)\|
\end{aligned}$$

We know by Proposition 1 that

$$(x(\lambda))_{\lambda \in [0,1]} \xrightarrow{\mathcal{D}} (W(\lambda))_{\lambda \in [0,1]}$$

By the continuous mapping theorem it follows that $(x(\lambda) - \lambda x(1))_{\lambda \in [0,1]} \xrightarrow{\mathcal{D}} (W(\lambda) - \lambda W(1))_{\lambda \in [0,1]}$. And thus we can finally conclude that

$$\max_{1 \leq k < n} \frac{1}{n^{3/2}} \|U_{n,k}\| \xrightarrow{\mathcal{D}} \sup_{\lambda \in [0,1]} \|W(\lambda) - \lambda W(1)\|$$

□

Proof of Theorem 2. We can bound the maximum from below using the reverse triangle inequality and then make use of previous results:

$$\begin{aligned}
& \max_{1 \leq k \leq n} \left\| \frac{1}{n^{3/2}} U_{n,k}(Y) \right\| \geq \left\| \frac{1}{n^{3/2}} U_{n,k^*}(Y) \right\| \quad \text{where } k^* = \lfloor n\lambda^* \rfloor \\
&= \left\| \frac{1}{n^{3/2}} (U_{n,k^*}(Y) - k^*(n - k^*) \mathbb{E}[h(X_0, \tilde{Z}_0)]) + \frac{k^*(n - k^*)}{n^{3/2}} \mathbb{E}[h(X_0, \tilde{Z}_0)] \right\| \\
&\geq \left| \left\| \frac{1}{n^{3/2}} (U_{n,k^*}(Y) - k^*(n - k^*) \mathbb{E}[h(X_0, \tilde{Z}_0)]) \right\| - \left\| \frac{k^*(n - k^*)}{n^{3/2}} \mathbb{E}[h(X_0, \tilde{Z}_0)] \right\| \right| \\
&\quad \text{by using the reverse triangle inequality} \\
&= \left| \left\| \frac{1}{n^{3/2}} \sum_{i=1}^{k^*} \sum_{j=k^*+1}^n (h_1^*(X_i) - h_1(Z_j) + h_2(X_i, Z_j) - \mathbb{E}[h_2(X_i, Z_j)]) \right\| \right. \\
&\quad \left. - \left\| \frac{k^*(n - k^*)}{n^{3/2}} \mathbb{E}[h(X_0, \tilde{Z}_0)] \right\| \right| \\
&\geq \left\| \frac{k^*(n - k^*)}{n^{3/2}} \mathbb{E}[h(X_0, \tilde{Z}_0)] \right\| - \left\| \frac{1}{n^{3/2}} \sum_{i=1}^{k^*} \sum_{j=k^*+1}^n (h_1^*(X_i) - h_1(Z_j) - 2\mathbb{E}[h(X_0, \tilde{Z}_0)]) \right\| \\
&\quad - \left\| \frac{1}{n^{3/2}} \sum_{i=1}^{k^*} \sum_{j=k^*+1}^n h_2(X_i, Z_j) + \mathbb{E}[h(X_0, \tilde{Z}_0)] \right\|
\end{aligned}$$

by using the reverse triangle inequality again

By Corollary 1 we know that

$$\left\| \frac{1}{n^{3/2}} \sum_{i=1}^{k^*} \sum_{j=k^*+1}^n h_1^*(X_i) - h_1(Z_j) - 2\mathbb{E}[h_1^*(X_i) - h_1(Z_j)] \right\|$$

is stochastically bounded. And by Lemma 7 it holds that

$$\left\| \frac{1}{n^{3/2}} \sum_{i=1}^{k^*} \sum_{j=k^*+1}^n h_2(X_i, Z_j) + \mathbb{E}[h_2(X_i, Z_j)] \right\| \xrightarrow{n \rightarrow \infty} 0$$

But since $\mathbb{E}[h(X_0, \tilde{Z}_0)] \neq 0$ the last part diverges to infinity:

$$\left\| \frac{1}{n^{3/2}} k^*(n - k^*) \mathbb{E}[h(X_0, \tilde{Z}_0)] \right\| \approx \left\| \sqrt{n} \lambda^*(1 - \lambda^*) \mathbb{E}[h(X_0, \tilde{Z}_0)] \right\| \xrightarrow{n \rightarrow \infty} \infty$$

And thus $\max_{1 \leq k \leq n} \left\| \frac{1}{n^{3/2}} U_{n,k}(Y) \right\| \xrightarrow{n \rightarrow \infty} \infty$. \square

Proof of Theorem 3. Because the convergence in distribution of $\max_{1 \leq k < n} \frac{1}{n^{3/2}} \|U_{n,k}\|$ has already been established in Theorem 1, it is enough to proof the convergence in distribution of $\max_{1 \leq k < n} \frac{1}{n^{3/2}} \|U_{n,k}^*\|$. For this, we apply the Hoeffding decomposition:

$$\begin{aligned} \frac{1}{n^{3/2}} U_{n,k}^* &= \frac{1}{n^{3/2}} \sum_{i=1}^k \sum_{j=k+1}^n h(X_i, X_j)(\varepsilon_i + \varepsilon_j) \\ &= \frac{1}{n^{3/2}} \sum_{i=1}^k \sum_{j=k+1}^n (h_1(X_i) - h_1(X_j))(\varepsilon_i + \varepsilon_j) + \frac{1}{n^{3/2}} \sum_{i=1}^k \sum_{j=k+1}^n h_2(X_i, X_j)(\varepsilon_i + \varepsilon_j) \end{aligned}$$

The second sum converges to 0 by Proposition 3. The first summand can be split into three parts with a short calculation:

$$\begin{aligned} \frac{1}{n^{3/2}} \sum_{i=1}^k \sum_{j=k+1}^n (h_1(X_i) - h_1(X_j))(\varepsilon_i + \varepsilon_j) &= \frac{1}{\sqrt{n}} \left(\sum_{i=1}^k h_1(X_i) \varepsilon_i + \frac{k}{n} \sum_{i=1}^n h_1(X_i) \varepsilon_i \right) \\ &\quad + \frac{1}{n^{3/2}} \sum_{i=1}^k h_1(X_i) \sum_{j=1}^n \varepsilon_j + \frac{1}{n^{3/2}} \sum_{i=1}^n h_1(X_i) \sum_{j=1}^k \varepsilon_j \end{aligned}$$

By Proposition 4 and the continuous mapping theorem, we have the weak convergence

$$\max_{1 \leq k < n} \frac{1}{n^{3/2}} \left\| \frac{1}{\sqrt{n}} \left(\sum_{i=1}^k h_1(X_i) \varepsilon_i + \frac{k}{n} \sum_{i=1}^n h_1(X_i) \varepsilon_i \right) \right\| \Rightarrow \sup_{\lambda \in [0,1]} \|W^*(\lambda) - \lambda W^*(1)\|$$

conditional on X_1, \dots, X_n . For the second part, note that

$$\text{Var} \left(\frac{1}{n} \sum_{i=1}^n \varepsilon_i \right) = \frac{1}{n^2} \sum_{i,j=1}^n w(|i-j|/q_n) \leq \frac{1}{n} \sum_{i=-n}^n |w(i/q_n)| \approx \frac{q_n}{n} \int_{-\infty}^{\infty} |w(x)| dx \rightarrow 0$$

for $n \rightarrow \infty$ by our assumptions on q_n . So $\frac{1}{n} \sum_{i=1}^n \varepsilon_i \rightarrow 0$ in probability and

$$\max_{k=1, \dots, n} \left| \frac{1}{n^{3/2}} \sum_{i=1}^k h_1(X_i) \sum_{j=1}^n \varepsilon_j \right| = \max_{k=1, \dots, n} \left| \frac{1}{n^{1/2}} \sum_{i=1}^k h_1(X_i) \right| \frac{1}{n} \sum_{j=1}^n \varepsilon_j \rightarrow 0$$

for $n \rightarrow \infty$ in probability using the fact that $\frac{1}{n^{1/2}} \sum_{i=1}^k h_1(X_i)$ is stochastically bounded, see Proposition 1. For the third part, we consider increments of the

partial sum and bound the variance of increments similar as above by

$$\text{Var} \left(\sum_{i=l+1}^k \varepsilon_i \right) \leq Ckq_n.$$

Because the ε_i are Gaussian, it follows that

$$\mathbb{E} \left[\left(\sum_{i=l+1}^k \varepsilon_i \right)^4 \right] \leq C(kq_n)^2.$$

By Theorem 1 of Móricz [1976], we have

$$\mathbb{E} \left[\max_{k=1, \dots, n} \left(\sum_{i=1}^k \varepsilon_i \right)^4 \right] \leq C(nq_n)^2.$$

and $\frac{1}{n} \max_{k=1, \dots, n} \left| \sum_{i=1}^k \varepsilon_i \right| \rightarrow 0$ in probability because $q_n/n \rightarrow 0$. So

$$\max_{k=1, \dots, n} \left| \frac{1}{n^{3/2}} \sum_{i=1}^n h_1(X_i) \sum_{j=1}^k \varepsilon_j \right| = \left| \frac{1}{n^{1/2}} \sum_{i=1}^n h_1(X_i) \right| \max_{k=1, \dots, n} \left| \frac{1}{n} \sum_{j=1}^k \varepsilon_j \right| \xrightarrow{n \rightarrow \infty} 0$$

which completes the proof. \square

Empirical Power								
	Scenario 1		Scenario 2		Scenario 3		Scenario 4	
α	CUSUM	Spatial Sign	CUSUM	Spatial Sign	CUSUM	Spatial Sign	CUSUM	Spatial Sign
0.1	0.90667	0.97533	0.77367	0.903	0.63533	0.98067	0.03767	0.9943
0.05	0.79633	0.929	0.609	0.80167	0.45567	0.93433	0.01367	0.967
0.025	0.66033	0.846	0.45067	0.64967	0.28267	0.83933	0.00467	0.90567
0.01	0.40933	0.627	0.23067	0.405	0.11533	0.621	0.00067	0.72067

TABLE 4. Empirical power of CUSUM and Spatial Sign for different significance level α , Scenario 1-4.

Appendix. The two additional scenarios to analyse what happens if the change point lies more closely to the beginning of the observations or if $d \gg n$ are designed as follows:

Scenario 5: Uniform Jump of +0.3 after γn observations:

$$Y_i = \begin{cases} X_i & i < \gamma n \\ X_i + 0.3 & i \geq \gamma n \end{cases} \text{ with } \gamma = 0.3 \text{ and } \gamma = 0.15 \text{ resp.}$$

Scenario 6: As Scenario 1 but with $n = 150$, $d = 350$.

Empirical Size - Scenario 6		
α	CUSUM	Spatial Sign
0.1	0.06733	0.064
0.05	0.025	0.01967
0.025	0.00467	0.0067
0.01	0.00067	0.00167

TABLE 5. Empirical size of CUSUM and Spatial Sign for different significance level α , Scenario 6.

The size-power plots of Scenarios 5 and 6 (Figure 4) show that Spatial Sign suffers less loss in power than CUSUM if the change-point lies closer to the beginning of the observations or if d becomes larger than n .

Empirical Power						
	Scenario 5, $\gamma = 0.3$		Scenario 5, $\gamma = 0.15$		Scenario 6	
α	CUSUM	Spatial Sign	CUSUM	Spatial Sign	CUSUM	Spatial Sign
0.1	0.79467	0.909	0.3373	0.3723	0.75867	0.903
0.05	0.61867	0.78267	0.173	0.1933	0.58633	0.757
0.025	0.439	0.599	0.076	0.08433	0.391	0.552
0.01	0.21833	0.32867	0.024	0.027	0.14533	0.239

TABLE 6. Empirical power of CUSUM and Spatial Sign for different significance level α , Scenario 5 and 6.

In particular we see (Table 6) that in Scenario 5 with $\gamma = 0.3$, the power of both statistics is smaller than in Scenario 1 where the change-point is in the middle of the observations. Nevertheless the empirical power of Spatial Sign is still larger than the empirical power of CUSUM and for $\alpha = 0.1$ Spatial Sign still provides empirical power of about 0.9. For $\gamma = 0.15$ we see a drastic decline in power for both statistics, with empirical power smaller than 0.4 even for $\alpha = 0.1$. Spatial Sign nevertheless keeps a small advantage over CUSUM in this scenario.

In the last scenario we observe the situation of $d \gg n$. For empirical size, we generated data as described in Chapter 3, but with $n = 150$ and $d = 350$ and received the values presented in Table 5. We see that the size of both statistics is even smaller than under Scenario 1. But looking at the empirical power (Table 6), we see a reduction of power for both statistics compared to Scenario 1. Nevertheless, we can still observe that Spatial Sign provides a greater empirical power than CUSUM. Particularly for $\alpha = 0.1$, Spatial Sign still shows a power of about 0.9.

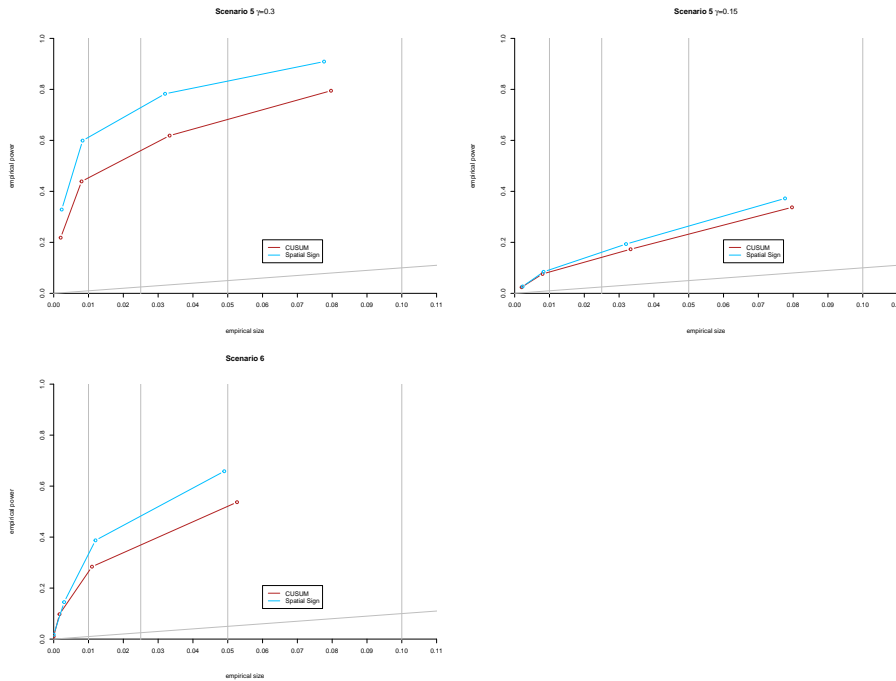


FIGURE 4. Size-Power-Plot for CUSUM and Spatial Sign, Scenarios 5 and 6.

REFERENCES

- J.A.D. Aston and C. Kirch. Detecting and estimating changes in dependent functional data. *Journal of Multivariate Analysis*, 109:204–220, 2012.
- A. Aue, G. Rice, and O. Sönmez. Detecting and dating structural breaks in functional data without dimension reduction. *Journal of the Royal Statistical Society: Series B (Statistical Methodology)*, 80(3):509–529, 2018.
- I. Berkes, R. Gabrys, L. Horváth, and P. Kokoszka. Detecting changes in the mean of functional observations. *Journal of the Royal Statistical Society: Series B (Statistical Methodology)*, 71(5):927–946, 2009.
- S. Borovkova, R. Burton, and H. Dehling. Limit theorems for functionals of mixing processes with applications to u-statistics and dimension estimation. *Transactions of the American Mathematical Society*, 353(11):4261–4318, 2001.
- B. Bucchia and M. Wendler. Change-point detection and bootstrap for hilbert space valued random fields. *Journal of Multivariate Analysis*, 155:344–368, 2017.
- A. Bücher and I. Kojadinovic. Dependent multiplier bootstraps for non-degenerate u-statistics under mixing conditions with applications. *Journal of Statistical Planning and Inference*, 170:83–105, 2016.
- A. Bücher and I. Kojadinovic. A note on conditional versus joint unconditional weak convergence in bootstrap consistency results. *Journal of Theoretical Probability*, 32(3):1145–1165, 2019.
- A. Chakraborty and P. Chaudhuri. Tests for high-dimensional data based on means, spatial signs and spatial ranks. *The Annals of Statistics*, 45(2):771–799, 2017.
- M. Csörgő and L. Horváth. Invariance principles for change-point problems. In *Multivariate statistics and probability*, pages 151–168. Elsevier, 1989.
- B.S. Darkhovsky. A non-parametric method for a posteriori detection of the disorder time for a sequence of independent random variables. *Teoriya Veroyatnostei i ee Primeneniya*, 21(1):180–184, 1976.
- H. Dehling, R. Fried, I. Garcia, and M. Wendler. Change-point detection under dependence based on two-sample u-statistics. In D. Dawson, R. Kulik, M.O. Haye, B. Szyszkowicz, and Y. Zhao, editors, *Asymptotic Laws and Methods in Stochastics: A Volume in Honour of Miklós Csörgő*, pages 195–220. Springer, 2015.
- H. Dehling, D. Vogel, M. Wendler, and D. Wied. Testing for changes in kendall’s tau. *Econometric Theory*, 33(6):1352–1386, 2017.
- H. Dehling, K. Vuk, and M. Wendler. Change-point detection based on weighted two-sample u-statistics. *Electronic Journal of Statistics*, 16(1):862–891, 2022.
- M. Denker and G. Keller. Rigorous statistical procedures for data from dynamical systems. *Journal of Statistical Physics*, 44(1):67–93, 1986.
- H. Dette, K. Kokot, and A. Aue. Functional data analysis in the banach space of continuous functions. *The Annals of Statistics*, 48(2):1168–1192, 2020.
- P. Doukhan, G. Lang, A. Leucht, and M.H. Neumann. Dependent wild bootstrap for the empirical process. *Journal of Time Series Analysis*, 36(3):290–314, 2015.
- S. Fremdt, L. Horváth, P. Kokoszka, and J.G. Steinebach. Functional data analysis with increasing number of projections. *Journal of Multivariate Analysis*, 124:313–332, 2014.
- F. Fu, K.L. Purvis-Roberts, and B. Williams. Impact of the covid-19 pandemic lockdown on air pollution in 20 major cities around the world. *Atmosphere*, 11(11):1189, 2020.
- E. Gombay and L. Horváth. Rates of convergence for u-statistic processes and their bootstrapped versions. *Journal of Statistical Planning and Inference*, 102(2):247–272, 2002.

- S. Hörmann and P. Kokoszka. Weakly dependent functional data. *The Annals of Statistics*, 38(3):1845–1884, 2010.
- S. Hörmann and P. Kokoszka. Functional time series. In *Handbook of statistics*, volume 30, pages 157–186. Elsevier, 2012.
- L. Horváth, P. Kokoszka, and G. Rice. Testing stationarity of functional time series. *Journal of Econometrics*, 179(1):66–82, 2014.
- F. Jiang, R. Wang, and X. Shao. Robust inference for change points in high dimension. *arXiv preprint arXiv:2206.02738*, 2022.
- R.M. De Jong and J. Davidson. Consistency of kernel estimators of heteroscedastic and autocorrelated covariance matrices. *Econometrica*, 68(2):407–423, 2000.
- A.J. Lee. *U-statistics: Theory and Practice*. Routledge, 2019.
- A. Leucht and M.H. Neumann. Dependent wild bootstrap for degenerate u-and v-statistics. *Journal of Multivariate Analysis*, 117:257–280, 2013.
- X. Lian, J. Huang, R. Huang, C. Liu, L. Wang, and T. Zhang. Impact of city lockdown on the air quality of covid-19-hit of wuhan city. *Science of the Total Environment*, 742:140556, 2020.
- F. Móricz. Moment inequalities and the strong laws of large numbers. *Zeitschrift für Wahrscheinlichkeitstheorie und verwandte Gebiete*, 35(4):299–314, 1976.
- A.N. Pettitt. A non-parametric approach to the change-point problem. *Journal of the Royal Statistical Society: Series C (Applied Statistics)*, 28(2):126–135, 1979.
- A. Račkauskas and M. Wendler. Convergence of u-processes in hölder spaces with application to robust detection of a changed segment. *Statistical Papers*, 61(4):1409–1435, 2020.
- J.O. Ramsay. When the data are functions. *Psychometrika*, 47(4):379–396, 1982.
- G. Rice and H.L. Shang. A plug-in bandwidth selection procedure for long-run covariance estimation with stationary functional time series. *Journal of Time Series Analysis*, 38(4):591–609, 2017.
- K. Ropkins and J.E. Tate. Early observations on the impact of the covid-19 lockdown on air quality trends across the uk. *Science of the Total Environment*, 754:142374, 2021.
- X. Shao. The dependent wild bootstrap. *Journal of the American Statistical Association*, 105(489):218–235, 2010.
- O. Sharipov, J. Tewes, and M. Wendler. Sequential block bootstrap in a hilbert space with application to change point analysis. *The Canadian Journal of Statistics*, 44(3):300–322, 2016.
- V.A. Volkonskii and Y.A. Rozanov. Some limit theorems for random functions. i. *Theory of Probability & Its Applications*, 4(2):178–197, 1959.
- K. Yoshihara. Limiting behavior of u-statistics for stationary, absolutely regular processes. *Zeitschrift für Wahrscheinlichkeitstheorie und verwandte Gebiete*, 35(3):237–252, 1976.
- M. Yu and X. Chen. A robust bootstrap change point test for high-dimensional location parameter. *Electronic Journal of Statistics*, 16(1):1096–1152, 2022.
- S. Zangari, D.T. Hill, A.T. Charette, and J.E. Mirowsky. Air quality changes in new york city during the covid-19 pandemic. *Science of the Total Environment*, 742:140496, 2020.