

# On the horizontal compression of dag-derivations in minimal purely implicative logic

Edward Hermann Haeusler

PUC-Rio, Rio de Janeiro, Brasil  
 Departamento de Informática  
 Pontifical University Catholic of Rio de Janeiro\*  
 Rio de Janeiro, RJ, Brasil  
 hermann@inf.puc-rio.br

José Flávio Cavalcante Barros Jr.

Quixadá - UFC†  
 Quixadá, Brasil  
 flavio@gmail.com

In this report, we define (plain) Dag-like derivations in the purely implicative fragment of minimal logic  $M_{\supset}$ . Introduce the horizontal collapsing set of rules and the algorithm **HC**. Explain why **HC** can transform any polynomial height-bounded tree-like proof of a  $M_{\supset}$  tautology into a smaller dag-like proof. Sketch a proof that **HC** preserves the soundness of any tree-like ND in  $M_{\supset}$  in its dag-like version after the horizontal collapsing application. We show some experimental results about applying the compression method to a class of (huge) propositional proofs and an example, with non-hamiltonian graphs, for qualitative analysis. The contributions include the comprehensive presentation of the set of horizontal compression (**HC**), the (sketch) of a proof that **HC** rules preserve soundness and the demonstration that the compressed dag-like proofs are polynomially upper-bounded when the submitted tree-like proof is height and foundation poly-bounded. Finally, in the appendix, we show an algorithm that verifies in polynomial time on the size of the dag-like proofs whether they are valid proofs of their conclusions.

## 1 Introduction

In a series of articles, [GH19, GH20, GH22c] L.Gordeev and the first author provided a proof that  $NP = PSPACE$  based on the transformation of tree-like Natural Deduction derivations for purely intuitionistic minimal logic ( $M_{\supset}$ ) into Direct Acyclic Graphs (Dags). This transformation acts by identifying equal occurrences of formulas at the same level of the tree. This identification, or collapse, changes the tree-like derivation to preserve information about the logical consequence after the collapse. It turns the tree into a Dag. Since the publication of [GH19], many readers of it demanded a computer-assisted proof of the main result due to its underlying combinatorial structure being hard to follow. The size of the entire collapsed (Dag-like) proof is upper-bounded by a polynomial on the conclusion of the proof whenever the set of formula occurrences in the original tree-like proof and the height of the tree-like proof also is. Using [Hud93], the article published in *Studia Logica*, [GH19], closes the requirements on a polynomial bound on both the height and the number of formula occurrences in any ND tree-like proof of a tautology in  $M_{\supset}$ . Demands of some readers about the need to read another proof-theoretical paper to understand a proof of a result on computational complexity moved the research to a further improvement. In [GH22c], we drop out the need of [Hud93]. We show that the horizontal compression can be applied directly to a relevant and specific class of height and formula occurrences poly-bounded Natural Deduction proofs in  $M_{\supset}$ , namely the class of proofs of non-hamiltonicity for (non-Hamiltonian) graphs. Thus, [GH22c] shows a proof of  $CoNP = NP$

---

\*CNPq and CAPES

†CAPES

that does not need Hudelmaier linear bound. Finally, in [GH22b] we can find an overview of these proofs that proposes a non-deterministic approach that takes into account the Dag-like proofs without the need for a deterministic way of reading it.

In this report, we describe some experimental results on the application of an implementation of the compression method to a class of (huge) propositional proofs, as well as we show an illustrative example, with non-hamiltonian graphs, to provide a qualitative analysis of **HC**, see section 7. The contributions of this report are along with the respective sections. It conveys a comprehensive presentation of the set of horizontal compression (HC) in section 4. It shows the (sketch) of a proof that HC rules preserve soundness in section 5. We show, in section 6, a demonstration that the compressed dag-like proofs are polynomially upper-bounded when submitted to height and foundation poly-bounded tree-like ND proofs. In section 7 we discuss the experimental results we have on the implementation of the HC compression algorithm and how it performs when compared with the Huffman compression of strings benchmark. Finally, in the appendix A we show an algorithm that verifies in polynomial time on the size of the dag-like proofs whether they are valid proofs of their conclusions. We want to inform the reader that we are, hopefully, developing a proof assisted version of some sections of this report. The initial section provides the basics of understanding the report. The reader should have a basic knowledge of Natural Deduction and proof-theory to appreciate better what we convey here. It is interesting mentioning that in [Hae22] there is a proof-theoretical argument that provides a good explanation of reasons for the excellent compression rate of HC when compared to traditional benchmarks in terms of string compression.

## 2 Dag-like proofs basic definitions

In this section, we define dag-like proofs and derivations in  $M_{\supset}$ , the minimal purely implicational logic. Dag-like proofs and derivations are data structures resulting from the compression of tree-like Natural Deduction proofs and derivations by the method that we initially defined in [GH19] based on the collapsing of nodes of the underlying tree of given derivations or proofs.

This section contains all the basic definitions and concepts used by the horizontal compression method and most of the results, namely theorems and other related results. They are: 1- The method preserves soundness of the original derivation, and consequently proofs also; 2- The method is terminating, and. 3- The size of the compressed proof is belongs to  $\mathcal{O}(H \times F)$ , where  $H$  is the height of the original proof tree and  $F$  is the size of the foundation of the proof tree, i.e., the set of all formulas that occurs in the derivation or proof. The minimal implicational logic has only implicational propositional formulas. The Natural Deduction for  $M_{\supset}$  has only the  $\supset$ -Elimination and  $\supset$ -Introduction rules of N.D. Prawitz for minimal logic, see [Pra65].

**Definition 1.** *Let  $\Pi$  be a Natural Deduction derivation in  $M_{\supset}$ . Each formula  $\alpha$  occurring in  $\Pi$  is called a formula occurrence. Each formula occurrence is unique in  $\Pi$ .*

It is important to emphasize that two formula occurrences in a derivation  $\Pi$  may be an instance of the same formula. However, in a derivation, they are unique. We can formalize the feature we mentioned by enumerating the set of all formulas in the derivation so that each formula occurrence in  $\Pi$  is a pair  $\langle i, \beta \rangle$ , where  $i$  corresponds to the enumeration of  $\beta$ . Thus,  $\langle i, \beta \rangle$  is unique in the derivation. We omit this pair notation whenever we explicitly state that  $\beta$  is a formula occurrence.

**Definition 2.** *A rooted Dag  $\langle V, D, r \rangle$  is a direct acyclic connected graph  $\langle V, E \rangle$  together with a distinguished node  $r \in V$  that has out-degree 0.  $r$  is the only node in  $V$ , such that  $\text{out}(r) = 0$ .*

In what follows, if  $\langle V, D, r \rangle$  is a rooted dag, for each  $v \in V$ ,  $In(v)$  is the number of incoming edges to  $v$  and  $out(v)$  is the number of edges outgoing from  $v$ . In the case of colored edges,  $In_c(v)$  and  $Out_c(v)$  is the number of incoming and outgoing edge to and from the vertex  $v$  with color  $c$ . A colored graph is a structure  $\langle V, E_1, \dots, E_n, r \rangle$ , such that, for each  $i = 1, n$ ,  $E_i \subseteq V \times V$  is the sets of edges colored with color  $i$ . Moreover, for each  $i \neq j$ , we have  $E_i \cap E_j = \emptyset$ . We say that a colored graph has no cycles, iff, each subgraph of color  $i$ , for each  $i = 1, n$ , has no cycles. Finally, a path from  $v$  to  $w$  in a colored graph is a non-empty sequences of edges of the same color, linking  $v$  to  $w$ . When such a path exists for a color  $c$  we say that the predicate  $path_c(v, w)$  holds on the respective colored graph.

**Definition 3.** A tree-like derivation of a formula  $\alpha$  in  $M_{\supset}$  is a rooted Dag  $\langle V, E_D, E_d, r, l \rangle$ , bi-colored, with colors  $D$  and  $d$ , where  $\langle V, E_D, r \rangle$  is a rooted Dag with no cycles, and  $l : V \rightarrow L$ , such that:

1.  $\forall v \in V (v \neq r \Rightarrow (in_D(v) = 1 \vee in_D(v) = 2 \vee in_D(v) = 0))$ ;
2.  $\forall v \in V (in_D(v) = 1 \Rightarrow \exists w (E_D(w, v) \wedge \forall v_d \in V (E_d(v_d, v) \Rightarrow (l(v) = " l(v_d) \supset l(w) ")))$ );
3.  $\forall v \in V \forall v_d \in V (E_d(v_d, v) \Rightarrow path_D(v_d, v) \wedge in_D(v_d) = 0)$
4.  $\forall v \in V (in_D(v) = 2 \Rightarrow \exists w_1 \exists w_2 (E_D(w_1, v) \wedge E_D(w_2, v) \wedge (l(w_2) = " l(w_1) \supset l(v) ")))$ ;
5.  $L \subset Formulas(M_{\supset})$  is a superset of the set of subformulas of  $\alpha$ .

We call  $L$  the foundation of the derivation. Moreover,  $l(r)$  is said to be the conclusion of the derivation and the set  $\{l(v) / (in(v) = 0) \wedge \neg \exists w (E_d(v, w))\}$  is the set of assumptions of the derivation.

The computational verification that a structure of the form  $\langle V, E_D, E_d, r, l \rangle$  is a tree-like derivation can be performed in time  $\mathcal{O}(|E_D| + |E_d|)$ . Of course, with data structures improved with pre-compiled features, such as its list of leaves, we have that the computational complexity can reach the linear time on the number of all edges. However, this is not essential for us because we want to show that the upper bound is polynomial, which is already the case.

**Definition 4.** We say that a tree-like derivation  $\mathcal{T} = \langle V, E_D, E_d, r, l \rangle$ , is a derivation of  $\alpha$ , a  $M_{\supset}$  formula, from a set of assumptions  $\Gamma$ , a set of  $M_{\supset}$  formulas, if and only if,  $l(r) = \alpha$  and the set of assumption of  $\mathcal{T}$ , namely  $\{l(v) / (in(v) = 0) \wedge \neg \exists w (E_d(v, w))\}$ , is  $\Gamma$ .

In the sequel, we define a mapping from Natural Deduction derivations of  $\alpha$  from  $\Gamma$  into tree-like derivations of  $\alpha$  from  $\Gamma$ . It is straightforward to show that all conditions stated in definition 3 holds. Finally, The proposition 2 concerns the mapping from tree-like derivations to  $M_{\supset}$  N.D. derivations, i.e., in the other directions.

**Proposition 1.** Let  $\Pi$  be a Natural Deduction derivation of  $\alpha$  from  $\Gamma$  in  $M_{\supset}$ . There is a tree-like derivation  $\mathcal{T} = \langle V, E_D, E_d, r, l \rangle$ , such that:

1.  $\langle V, E_D, \alpha$  is the underlying tree of  $\Pi$ ;
2.  $r \in V$  is the root of  $\langle V, E_D, \alpha$ ;
3.  $l$  labels each node  $v \in V$  to its formula occurrence in  $\Pi$ , in particular  $l(r) = \alpha$ ;
4. The edges  $E_D$  link the nodes regarded to formula occurrences that are premisses of a natural deduction rule application in  $\Pi$  to its respective node that is its conclusion;
5. The edges  $E_d$  represent the discharging function associated to the application of an  $\supset$ -Introduction, such that  $E_d(v, w)$  if and only if,  $l(w)$  is and implication that is proved via an application of a  $\supset$ -rule that discharges the occurrence of  $l(v)$  located at  $v$ .

**Proposition 2.** *There is a bijective mapping  $F$  between finite tree-like derivations and derivations in  $M_{\supset}$ , such that:*

- *If  $\mathcal{T} = \langle V, E_D, E_d, r, l \rangle$  is a tree-like derivation of  $\alpha$  from  $\Gamma$ , then  $F(\mathcal{T})$  is a natural deduction derivation  $\Pi$  of  $\alpha$  from  $\Gamma$*
- *$l(r)$  is the conclusion of  $\Pi$ ;*
- *$\{l(v) / (in(v) = 0) \wedge \neg \exists w (E_d(v, w))\}$  is the set of open assumptions of  $\Pi$ .*
- *For each node  $v \in V$ , there is a unique formula occurrence  $\beta$  in  $\Pi$ , such that  $l(v) = \beta$ , and:*
  1. *If  $in(v) = 0$  and  $\neg \exists w \in V (E_d(v, w))$  then  $\beta \in \Gamma$ ;*
  2. *If  $in(v) = 0$  and  $\exists w \in V (E_d(v, w))$  then the  $\beta$  occurrence is discharged by a  $\supset$ -introduction rule that has  $l(w)$  as premiss;*
  3. *If  $in(v) = 1$  then there is  $w \in V$ , such that  $E_D(w, v)$ . So,  $\beta$  is conclusion of an  $\supset$ -introduction in  $\Pi$  that has an occurrence  $l(w)$  as premiss;*
  4. *If  $in(v) = 2$  then there are  $w_1, w_2 \in V$ , such that  $E_D(w_1, v)$  and  $E_D(w_2, v)$  holds and  $l(w_2) = "l(w_1) \supset l(v)"$ . So,  $\beta$  is the conclusion of an  $\supset$ -elimination rule in  $\Pi$  that has an occurrence of  $l(w_1)$  as minor-premiss and an occurrence of  $l(w_2)$  and major-premiss.*
- *For each formula occurrence  $\beta$  in  $\Pi$  there is a unique node  $v \in V$ , such that  $l(v) = \beta$ , and:*
  1. *If  $\beta$  is the conclusion of  $\Pi$  then  $l(v) = \beta$  and  $out(v) = 0$ ;*
  2. *If  $\beta$  is a discharged assumption then  $in(v) = 0$  and  $\exists w \in V (E_d(v, w))$  and  $l(w) = "\beta \supset \beta"$  for some  $\beta'$ ;*
  3. *If  $\beta$  is an open assumption then  $in(v) = 0$  and  $\neg \exists w \in V (E_d(v, w))$ ;*
  4. *If  $\beta$  is  $\beta_1 \supset \beta_2$  that is the conclusion of an  $\supset$ -introduction rule in  $\Pi$  then there is  $w \in V$ , such that,  $l(w) = \beta_2$  and  $E_D(w, v)$ ;*
  5. *If  $\beta$  is the conclusion of an  $\supset$ -elimination rule in  $\Pi$  then there is*

### 3 Dropping out the discharging ( $E_d$ ) edges

We will drop out the discharging edges by assigning to each deduction edge the string of bits that represents the set of assumptions from which the formula that labels the target of it depends on.

Let  $L$  be the foundation of a derivation  $\Pi$  in  $M_{\supset}$ . Consider a linear ordering  $\mathcal{O}(L) = \{\beta_0, \beta_1, \dots, \beta_k\}$  on  $L$ .

**Definition 5.** *Let  $L$  be a set of formulas in  $M_{\supset}$  and  $\mathcal{O}(L)$  be a linear order  $\mathcal{O}(L) = \{\beta_0, \beta_1, \dots, \beta_k\}$ . A bitstring on  $\mathcal{O}(L)$  is any string  $b_0 b_1 \dots b_k$ , such that  $b_i \in \{0, 1\}$ , for each  $i = 1 \dots k$ . There is a bijective correspondence between bitstrings on  $\mathcal{O}(L)$  and subsets of  $L$ , given by  $Set(b_0 b_1 \dots b_k) = \{\beta_i / b_i = 1\}$ .*

The bitstring on  $\mathcal{O}(L)$  will drop out the discharging edges and make explicit the information on formula dependencies in a derivation. The set of bitstrings on  $\mathcal{O}(L)$  is denoted by  $Bits(L, \mathcal{O}(L))$ . The inverse function of  $Set$  is well-defined and is denoted by  $Set^{-1}$ . The following result shows that the set of theorems is not changed when considering a restricted form of  $\supset$ -intro rules. This restricted form of a  $\supset$ -intro provides a sound way to remove the discharging edges from the tree-like proofs.

**Definition 6.** *Consider a derivation  $\Pi$  of  $\beta$  having  $\Delta$  as assumptions. Let  $\alpha \in \Delta$  be a (open) formula assumption in  $\Pi$ . A  $\supset$ -intro application in  $\Pi$  is greedy if and only if it produces  $\alpha \supset \beta$  as a conclusion and discharges every open occurrence of  $\alpha$  from which its premise  $\beta$  depends on.*

An application of an  $\supset$ -intro in a tree-like derivation is greedy, if and only if, its corresponding application in a Natural Deduction derivation is also greedy.

Consider the following process of modifying a derivation  $\Pi$  in  $M_{\supset}$ . Let  $n$  be the level of the highest branch in  $\Pi$  and let  $P$  be  $\Pi$  in the following code:

```

j=n
While 0<j do:
  For each branch B of level j in P:
    replace each intro-app downwards by a greedy intro-app
    possibly discharging more formula occurrences in B
  j=j-1
end

```

**Lemma 3** (Greedy  $\supset$ -Intro are complete). *Let  $\Pi$  be a proof of  $\alpha$ . Let  $\Pi'$  be the result of the above procedure applied to  $\Pi$ . We conclude that  $\Pi'$  is also a valid proof of  $\alpha$  in  $M_{\supset}$ .*

*Proof.* The main effect produced by the procedure transformation when applied to  $\Pi$  is to transform  $\supset$ -intro applications that discharged open assumptions into  $\supset$ -intro applications that vacuously discharge assumptions. Since in  $\Pi'$  there are only greedy discharging, every discharged assumption of  $\Pi$  is discharged by some application of  $\supset$ -intro in  $\Pi'$ . We conclude that  $\Pi'$  is a proof too since every assumption is closed. □

We will remove the discharging function used in ND derivations to mark the formula occurrences discharged by a  $\supset$ -intro application. We will use labelling of formula occurrences in the ND derivations producing a decorated ND derivation that contains all the information regarding dependencies of any formula in the derivation. Below we define decorated greedy Natural Deduction derivations. We use the notation  $\vec{b}_\alpha$  to denote the bitstring  $b_0b_1\dots b_k$ , such that  $Set(b_0b_1\dots b_k) = \{\alpha\}$ , i.e., the only  $b_i = 1$  is when  $i$  is the order of  $\alpha$ .

**Definition 7** (Decorated Greedy N.D. derivation). *Let  $\Gamma$  be a set of formulas and let  $\mathcal{O}_\Gamma$  be any linear ordering on these formulas. Let  $\mathcal{B}(\mathcal{O}_\Gamma)$  be the set of bitstrings on the ordering  $\mathcal{O}_\Gamma$ . Let  $\Pi$  be a  $M_{\supset}$  derivation having an element of  $\mathcal{B}(\mathcal{O}_\Gamma)$  attached as a label to each formula occurrence in  $\Pi$ . We say that  $\Pi$  is a Decorated Greedy N.D. derivation, iff, the following conditions hold to every formula occurrence  $\beta$ , labelled with  $\vec{b}$ , i.e.  $\beta^{\vec{b}}$  in symbols, in  $\Pi$ :*

1. *If  $\beta^{\vec{b}}$  is a top-formula (leaf) in  $\Pi$  then  $\vec{b} = \vec{b}_\beta$ ;*
2. *If  $\beta^{\vec{b}}$  is the conclusion of a  $\supset$ -Elim rule having  $\beta_1^{\vec{b}_1}$  and  $(\beta_1 \supset \beta)^{\vec{b}_2}$  as premisses then  $\vec{b} = \vec{b}_1 \oplus \vec{b}_2$ ;*
3. *If  $\beta^{\vec{b}} = (\beta_1 \supset \beta_2)^{\vec{b}}$  is the conclusion of a Greedy  $\supset$ -Intro rule application that has  $\beta_2^{\vec{b}'}$  as premiss then  $\vec{b} = \vec{b}' - \vec{b}_{\beta_1}$*

**Definition 8.** *Given a derivation  $\Pi$  in  $M_{\supset}$ , let  $\Gamma$  be the set of formulas occurring in  $\Pi$  and  $\mathcal{O}_\Gamma$  be any linear ordering on these formulas. Let  $L$  be the a mapping from the set of formula occurrences in  $\Pi$  to  $\mathcal{B}(\mathcal{O}_\Gamma)$ . This mapping is called a **labeling** on its formulas.*

**Definition 9** (Adequate Labeling). *Let  $\Pi$  be a derivation in  $M_{\supset}$  and  $L$  be a labeling on its formula occurrences. We say that  $L$  is adequate to  $\Pi$ , if and only if, for every formula occurrence  $\alpha$  of  $\Pi$ ,  $Set(L(\alpha))$  is the set of formulas from which this occurrence of  $\alpha$  depends on.*

**Lemma 4.** *For every greedy  $M_{\supset}$  derivation  $\Pi$ , there is a labeling  $L$ , such that,  $L$  is adequate to  $\Pi$ .*

**Proof** The fact that  $\Pi$  has only greedy  $\supset$ -intro applications implies that for every conclusion  $\alpha \supset \beta$  of an  $\supset$ -intro application in  $\Pi$  has no  $\alpha$  belonging to its dependencies. Thus, by induction on the size of the derivation  $\Pi$  we prove that there is an adequate labeling for  $\Pi$ . □

The above lemma and lemma 3 supports the following proposition.

**Proposition 5.** *For every set of formulas  $\Gamma$  and formula  $\alpha$  in  $M_{\supset}$ , such that  $\Gamma \vdash_{M_{\supset}} \alpha$ , there is a decorated greedy derivation of  $\alpha$  from  $\Gamma$ . In fact the label of  $\alpha$  is  $\vec{b}_{\Gamma}$ .*

**Definition 10.** *A decorated tree-like (greedy) derivation with adequate labeling is a structure  $\mathcal{T} = \langle V, E_D, E_d, r, l, L \rangle$ , where  $F = \bigcup_{v \in V} \{l(v)\}$  is the foundation of  $\mathcal{T}$ ,  $\mathcal{O}_F$  an linear ordering on  $F$  and  $L : E_D \rightarrow \mathcal{B}(\mathcal{O}_F)$  is an adequate labeling.*

And using the above proposition we obtain:

**Proposition 6.** *For every set of formulas  $\Gamma$  and formula  $\alpha$  in  $M_{\supset}$ , such that  $\Gamma \vdash_{M_{\supset}} \alpha$  there is a tree-like (greedy) derivation with adequate labeling  $\Pi$  of  $\alpha$  from  $\Gamma$  and a labeling  $L$  of the deduction edges, i.e. the elements of  $E_D$ , by elements of  $\mathcal{B}(\mathcal{O}_S)$ , for some ordering  $\mathcal{O}_S$  of the set  $S$  of formulas occurring in  $\Pi$ .  $L$  is such that  $\text{Set}_{\mathcal{O}_S}(L(\langle v_1, v_2 \rangle))$  is the set of formulas from which the formula occurrence  $l(v_1)$  depends on inside  $\Pi$ .*

**Proof** We apply proposition 5 and lemma 4 to obtain a decorated greedy derivation  $\Pi$  with an adequate labeling  $L'$ . Then, an application of Proposition 1 obtains a greedy tree-like derivation  $\mathcal{T} = \langle V, E_D, E_d, r, l \rangle$  of  $\alpha$  from  $\Gamma$ . Finally, we define  $L(\langle v, w \rangle) = L'(v)$ , for every  $\langle v, w \rangle \in E_D$  to obtain a tree-like (greedy) derivation with adequate labeling. □

**Definition 11.** *The tuple  $\langle V, E_D, E_d, r, l, L \rangle$  and the order  $\mathcal{O}_S$  on the range of  $l$  is called a decorated greedy tree-like derivation of  $l(r)$  from  $\{l(v) \mid \text{in}(v) = 0\}$ , iff, every application of  $\supset$ -introduction is greedy,  $\text{Set}_{\mathcal{O}_S}(L(\langle v_1, v_2 \rangle))$  is the set of formulas from which the formula occurrence  $v_1$  depends on, for every edge  $\langle v_1, v_2 \rangle$  form  $E_D$ .*

From the last two propositions, proposition 5 and 6, we obtain the following theorem.

**Theorem 7.** *For every derivation  $\Pi$  of  $\alpha$  from  $\Gamma$  that only has Greedy  $\supset$ -intro rules and  $\supset$ -Elim rules there is a decorated greedy tree-like derivation (DGTD)  $\Pi_T$  of  $\alpha$  from  $\Gamma$ .*

**Corollary 8.** *In the above statement,  $\text{size}(\Pi) = \text{size}(\Pi_T)$ , and if  $\Pi$  is normal, then  $\Pi_T$  is normal too.*

We observe that the discharging edges  $E_d$  provide information on which formula occurrence is discharged by which rule. This information is subsumed by the labeling  $L$ , as shown by the corollary below.

**Corollary 9.** *Let  $\langle V, E_D, E_d, r, l, L \rangle$  be a decorated greedy tree-like derivation,  $\mathcal{O}_S$  be the order on the range of  $l$ , and  $L$  the associated labeling of dependencies. We can conclude that the information provided by  $E_d$  can be determined using the other components of the tuple.*

## 4 The Horizontal compressing procedure

This section defines the horizontal compression procedure and proves some properties about it. The compression follows the definition of horizontal collapse. A horizontal collapse applies to a dag-like decorated greedy derivation. It aims to identify two or more nodes in the rooted dag-like derivation at the same deduction level. The collapsing applies from the conclusion level, namely the zero level, towards the assumptions levels. When applied to tree-like rooted, and decorated, derivations, it yields dags instead of trees. The following definition formally defines this operation as a cases style definition. Forty rules form a case analysis that applies to a Dag-like derivation to yield a (new) dag-like derivation. The horizontal collapsing initially transforms tree-like derivations into dag-like derivations. Additional structure is needed to allow us to verify that a particular dag-like derivation is a (correct) derivation, indeed. We define a dag-like derivability structure as the underlying structure to encode dag-like derivations. Thus, a dag-like derivation is a dag-like derivability structure (DLDS) instance and a condition that should be true about this DLDS instance.

**Definition 12** (Dag-like derivability structures DLDS). *Let  $\Gamma$  be a set of  $M_{\supset}$  formulas and  $\mathcal{O}_{\Gamma}$  an arbitrary linear ordering on  $\Gamma$  and  $\mathcal{O}_{\Gamma}^0 = \mathcal{O}_{\Gamma} \cup \{0, \lambda\}$ <sup>1</sup>. A dag-like derivability structure, **DLDS for short**, is a tuple  $\langle V, (E_D^i)_{i \in \mathcal{O}_{\Gamma}^0}, E_A, r, l, L, P \rangle$ , where:*

1.  $V$  is a non-empty set of nodes;
2. For each  $i \in \mathcal{O}_{\Gamma}^0$ ,  $E_D^i \subseteq V \times V$  is the family of sets of edges of deduction;
3.  $E_A \subseteq V \times V$  is the set of edges of ancestry;
4.  $r \in V$  is the root of the **DLDS**;
5.  $l : V \rightarrow \Gamma$  is a function, such that, for every  $v \in V$ ,  $l(v)$  is the (formula) label of  $v$ ;
6.  $L : \bigcup_{i \in \mathcal{O}_{\Gamma}^0} E_D^i \rightarrow \mathcal{B}(\mathcal{O}_{\Gamma})$  is a function, such that, for every  $\langle u, v \rangle \in E_D^i$ ,  $L(\langle u, v \rangle)$  is a bitstring.
7.  $P : E_A \rightarrow \{1, \dots, |\Gamma|\}^*$ , such that, for every  $e \in E_A$ ,  $P(e)$  is a string of the form  $o_1; \dots; o_n$ , where each  $o_i$ ,  $i = 1, n$  is an ordinal in  $\mathcal{O}_{\Gamma}$ ;

Note that for each  $i \in \mathcal{O}_{\Gamma}^0$ , and,  $\langle u, v \rangle \in E_D^i$ ,  $i$  can be seen as the color of the edge  $\langle u, v \rangle$ . Thus, each deduction edge is coloured with formulas from  $\Gamma$  or the 0 colours. A colour different from 0 is introduced every time a collapsing of nodes is performed. A tree-like greedy derivation has only 0 coloured deduction edges. The algorithm below is responsible for the horizontal compression. Afterwards we ask that the  $Set(\langle u, v \rangle)$ ,  $\langle u, v \rangle \in E_D^i$  is a dependency set and  $L$  is an adequate labeling, according to definition 9. Edges in  $E_D^{\lambda}$  are the result of the collapse of the edges. The  $\lambda$  label should be read as an intentional absence of labelling. In the algorithm to verify that a **DLDS** is valid or not, the dependency set associated with an edge labelled with  $\lambda$  should be calculated dynamically, while all the other members of  $\bigcup_{i \in \mathcal{O}_{\Gamma}^0} E_D^i$  have it statically assigned.

---

<sup>1</sup> $0 < n$ , for every  $n \in \mathcal{O}_{\Gamma}$

---

**Algorithm 1** Horizontal Compression
 

---

**Precondition:** A tree-like greedy derivation  $\mathcal{D}$

**Ensure:** The DLDS that is  $\mathcal{D}$  compressed

- 1: **for**  $lev$  from 1 to  $h(\mathcal{D})$  **do**
  - 2: **for**  $u$  and  $v$  at  $lev$  **do**
  - 3:  $HCom(u, v)$
  - 4: **end for**
  - 5: **end for**
- 

#### 4.1 The compression rules

Below we show the 30 rules that define  $HCom(u, v)$ . Each of them applies to a specific case, the DLDS  $\mathcal{D}$ , in the context of the left-hand side. The effect of collapsing two nodes (vertexes) of a **DLDS** produces a new **DLDS** depicted as the right-hand side of the rule. It is worth noting that every decorated greedy tree-like derivation is a **DLDS** having  $P(v) = \epsilon$ , for every  $v \in V$ . Figure 1 represents the collapse of the conclusion of an application of  $\supset$ -Intro with an application of  $\supset$ -Elim. Figure 2 represents the collapse of a hypothesis (assumption or top-formula) with the conclusion of a  $\supset$ -Elim. Figure 3 represents the conclusion of a  $\supset$ -Intro with a hypothesis. Finally, figure 4 represents the collapse of two hypotheses. Other combinations are: the collapse of the conclusions of two  $\supset$ -Elim rules; the collapse of a conclusion of a  $\supset$ -Elim with a  $\supset$ -Intro; the collapse of two conclusions of  $\supset$ -Intro rules; the collapse of the conclusion of a  $\supset$ -Elim with a hypothesis. Finally, we have the collapse of a hypothesis and a  $\supset$ -Intro. Of course, they are all the nine possibilities.

Figure 1 shows the first rule, named **Rule1**. We use this figure to show how to read the pictorial representation of each horizontal compression rule. Both the left and the right-hand sides are subgraphs of, respectively, the **DLDS**  $\mathcal{D}$  and  $\mathcal{D}'$ . The meaning of this rule is to replace the subgraph represented by the left-hand side by the right-hand side graph in  $\mathcal{D}$ , resulting in  $\mathcal{D}'$ , defined below, where  $\bullet_a$  is the left  $\bullet$  in the figure, while  $\bullet_b$  is the right one.

$$\mathcal{D}' = \langle V', (E_D^i)'_{i \in \mathcal{O}_T^i}, E'_A, r, l', L', P' \rangle$$

, considering  $\mathcal{D} = \langle V, (E_D^i)_{i \in \mathcal{O}_T^i}, E_A, r, l, L, P \rangle$ , and:

- $V' = V - \{v\}$ ,
- $(E_D^0)' = E_D^0 - \{\langle u, \bullet_a \rangle, \langle v, \bullet_b \rangle, \langle p_2, v \rangle, \langle p_3, v \rangle\}$ ,
- $(E_D^1)' = (E_D^1) \cup \{\langle u, \bullet_a \rangle\}$ ,
- $(E_D^2)' = (E_D^2) \cup \{\langle u, \bullet_b \rangle\}$ ,
- $(E_D^i)' = E_D^i$ , for each  $i > 2$ ,
- $E'_A = E_A \cup \{\langle \bullet_a, p_1 \rangle, \langle \bullet_b, p_2 \rangle, \langle \bullet_b, p_3 \rangle\}$ ,
- $l' = l/V'$ ,
- $L' = L / (E_D^i)'_{i \in \mathcal{O}_T^i} [\langle u, \bullet_a \rangle \leftarrow \bar{c}_1 - \bar{p}_0; \langle u, \bullet_b \rangle \leftarrow \bar{b}_1 \vee \bar{d}_1]$ , and finally,
- $P' = P[\langle \bullet_a, p_1 \rangle \leftarrow 1; \langle \bullet_b, p_2 \rangle \leftarrow 2; \langle \bullet_b, p_3 \rangle \leftarrow 2]$ .



In the left-hand side of the rule in figure 1,  $p_i, i = 1, 3, u$  and  $v$  are different nodes in the subgraph, such that  $l(v) = l(u)$ , the black arrows are deductive edges, which have as labels the bitstring representing the dependency set denoted by  $L$ . For example,  $L(\langle p_1, u \rangle) = \bar{c}_1$  shows that the deductive edge  $\langle p_1, u \rangle \in E_d^0$  is labeled by the dependency set  $Sets(\bar{c}_1)$ . The absence of a label on an edge indicates that the edge is unlabeled. A label's node is  $\bullet$  whenever it is not relevant what is its label to read the rule. In this case the  $\bullet$  is also used to denote the node.  $\bullet$ s label different nodes always. In figure 1 the bullets label different nodes. In the set-theoretical semantics of the rules, explained in the previous paragraph we use  $\bullet_a$  and  $bullet_b$  to reference the the two different nodes. Edges that belong to  $E_D^i$  have the colour  $i$ ; this is the red ordinal number  $1, \dots, n$  on a black deduction edge. The members of  $E_A$ , the ancestor edges, are coloured blue, and their labels under  $P$  labelling function are red in the picture. For example,  $\langle \bullet, p_1 \rangle \in E_A$  and  $P(\langle \bullet, p_1 \rangle) = 1$ . Moreover, we have that  $\langle u, \bullet \rangle \in E_D^1$  in the graph in the right-hand side of **Rule1**. In the sequel, we will find the label  $\lambda$  assigned to some edges, i.e., those belonging to  $E_D^\lambda$ . As already mentioned in the paragraph after definition 12, the members of  $E_D^\lambda$  are edges that have the dependency set calculated by the main Algorithm in appendix A that verifies if a **DLDS** is valid. Moreover, a node the left-hand side shows all the edges outgoing or incoming it. If there is no incoming edge drawn then there is no drawn at all.

There is a particular case that is present many rules, namely the rules in figures 2 to 4, 8 to 10, 14 to 16, 18 and ???. This particular feature has to done with the fact that at least one of collapsed nodes is labeled with a top-formulas, that is, an hypothesis. In each of these rules, the right-hand side contains a markin  $h$  indicating that at least of one of the collapsed nodes is an hypothesis.

Regarding to understanding the remaining rules, we do not need any additional explanation, and the reader should read them as explained in the precedent paragraphs. We advise the reader that all the rules in the graphical representation in the sequel assume that nodes and edges drawn in different positions are different always. For example, in figure 1, i.e **Rule1**,  $p_0, p_1, p_2, p_3, u, v$  and the two bullets ( $\bullet$ ) below them are all pairwise different nodes. Dashed lines represent possible paths in the graph.

**Remark on the type of rules** Let  $\beta$  be formula occurrence in an ND derivation in  $M_\supset$ , it is a hypothesis or the conclusion of a  $\supset$ -application or of a  $\supset$ -Elim. Nine is the total number of possible pairs. Consider the rules shown in figures 1, 2, 3, 4 and 20 together with the remaining four cases without figures. We consider that the full subgraph of the **DLDS**, to which they apply, determined by the set of nodes reachable from the nodes in their respective left-hand graph, does not have any collapse yet. For example, in *Rule1* any node below the two bullets that are reachable from some of them is not a collapsed node. These nine rules are what we call type-0 rules. The rules in figure 5 and 6 are type-I rules. They consider, i.e. have as a precondition, that their respective left-hand side graph represents a pair of nodes to collapse, such that exactly one of them is already the result of a previous collapse. Remember that the collapses follow the algorithm from the bottom up and left to right. There are three possible type-I rules; depending on which rule,  $\supset$ -Intro or  $\supset$ -Elim, the right node to collapse is the conclusion of or if it is a hypothesis. The case when the right node, labelled with  $v$ , is the conclusion of a  $\supset$ -rule is considered too. The rules in figures 7 to 10, 17 and 18 are of type-II. In contrast with type-0 and type-I, their precondition is that the nodes to be collapsed are both targets of ancestor edges, i.e. members of  $E_A$ . What we stated is equivalent to saying that their respective sons collapsed according to the order of execution of algorithm 1. There are nine possible combinations, as in type-0. We do not find it necessary to show the remaining six cases to avoid very similar repeating rules. In figures from 11, 12 to 16, and 19, we show many cases of the type-II rules. They represent the collapse of two nodes that are the targets of ancestor edges. In opposition to the type-I rules, in the next level below the nodes that will be collapsed, there is no node resulting from an

already collapsed pair of nodes. These already collapsed nodes occur below this next level. The total number of rules of the type-II is nine; here we only show six cases.

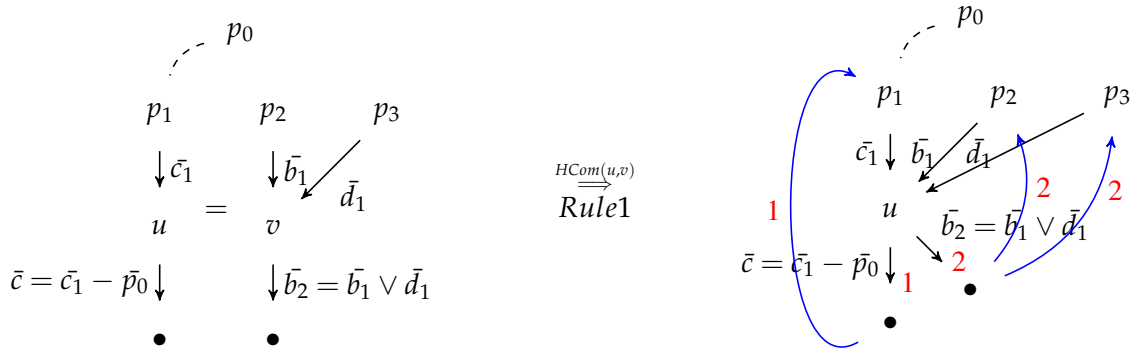


Figure 1: (a)  $u$  and  $v$  collapse

(b) After collapse  $HCom(u, v)$

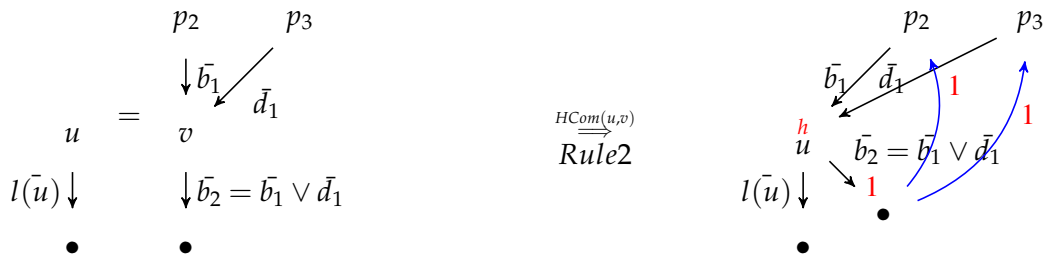


Figure 2: (a)  $u$  or  $v$  assumptions coll.

(b) After collapse  $HCom(u, v)$

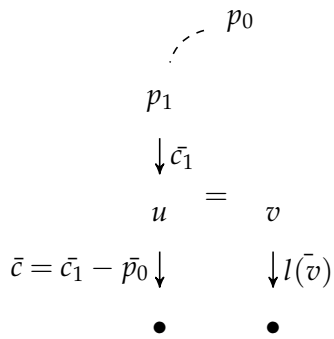
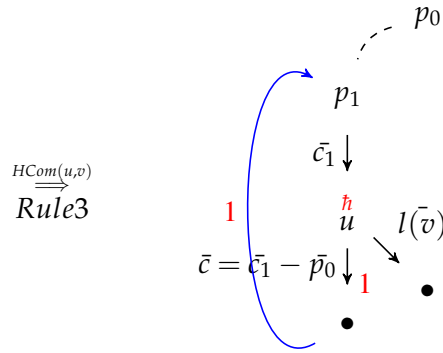


Figure 3: (a)  $u$  and  $v$  collapse



(b) After collapse  $HCom(u, v)$

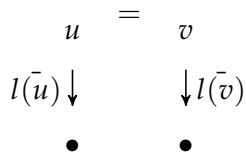
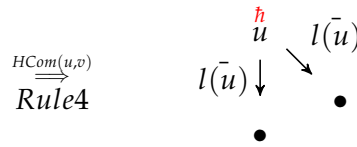


Figure 4: (a)  $u$  and  $v$  collapse



(b) After collapse  $HCom(u, v)$

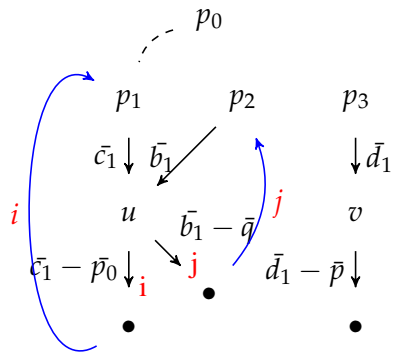
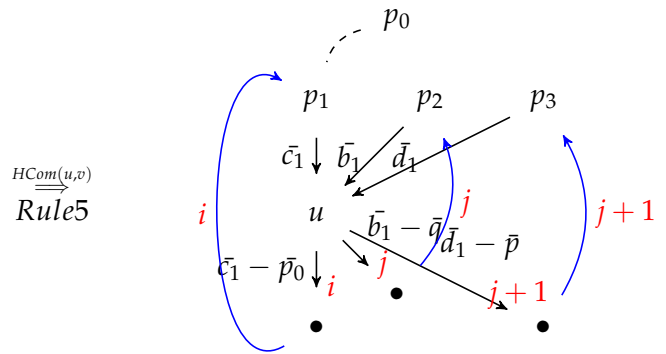


Figure 5: (a)  $u$  and  $v$  collapse



(b) After collapse  $HCom(u, v)$

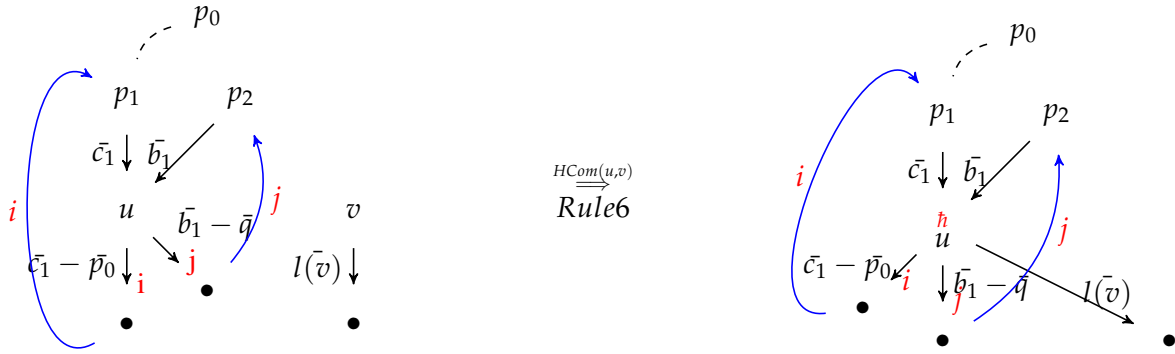


Figure 6: (a)  $u$  and  $v$  collapse

(b) After collapse  $HCom(u,v)$




Figure 7: (a)  $u$  and  $v$  collapse

(b) After collapse  $HCom(u,v)$

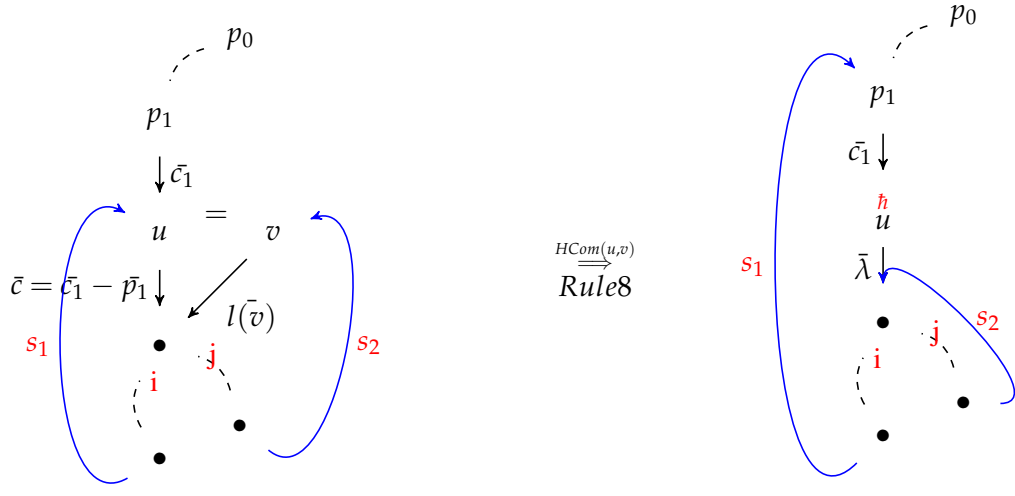


Figure 8: (a)  $u$  and  $v$  collapse

(b) After collapse  $HCom(u, v)$

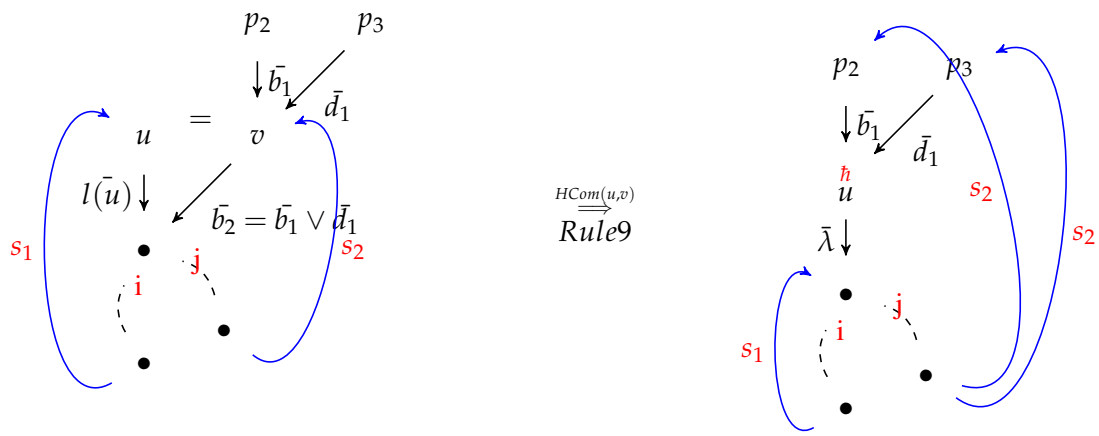


Figure 9: (a)  $u$  and  $v$  collapse

(b) After collapse  $HCom(u, v)$

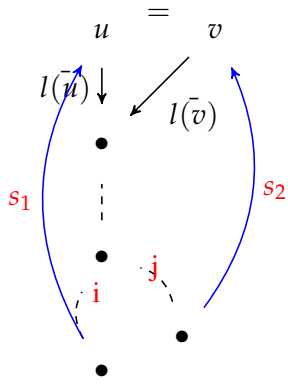
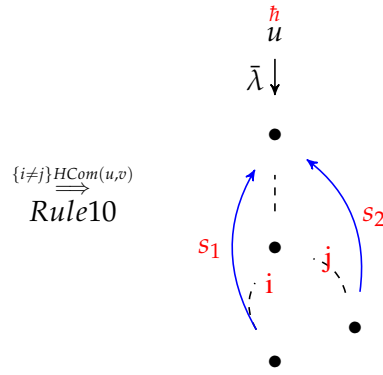


Figure 10: (a)  $u$  and  $v$  collapse



(b) After collapse  $HCom(u,v)$  10

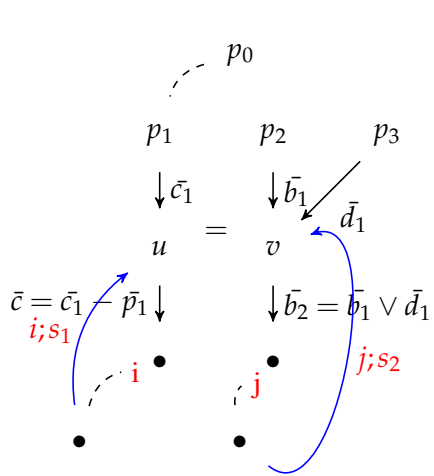
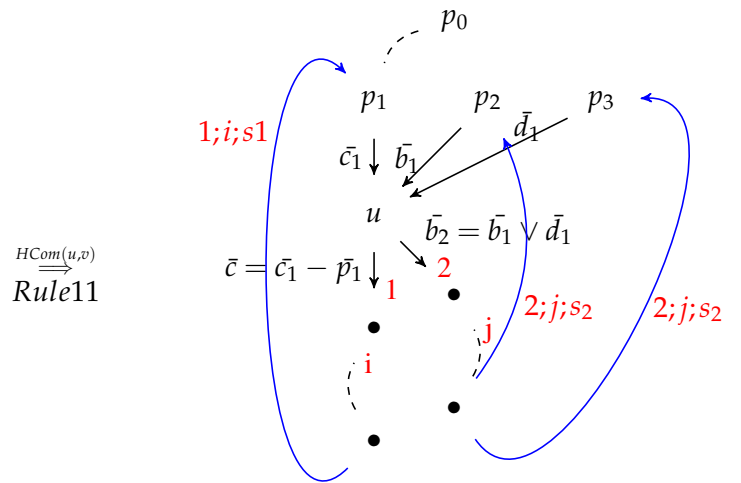


Figure 11: (a)  $u$  and  $v$  collapse



(b) After collapse  $HCom(u,v)$

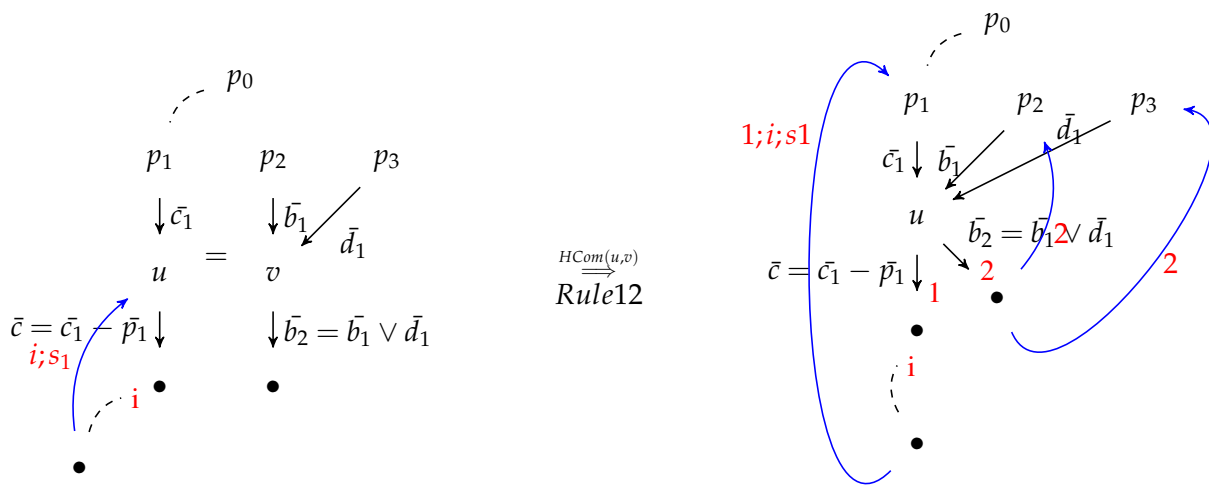


Figure 12: (a)  $u$  and  $v$  collapse

(b) After collapse  $HCom(u, v)$

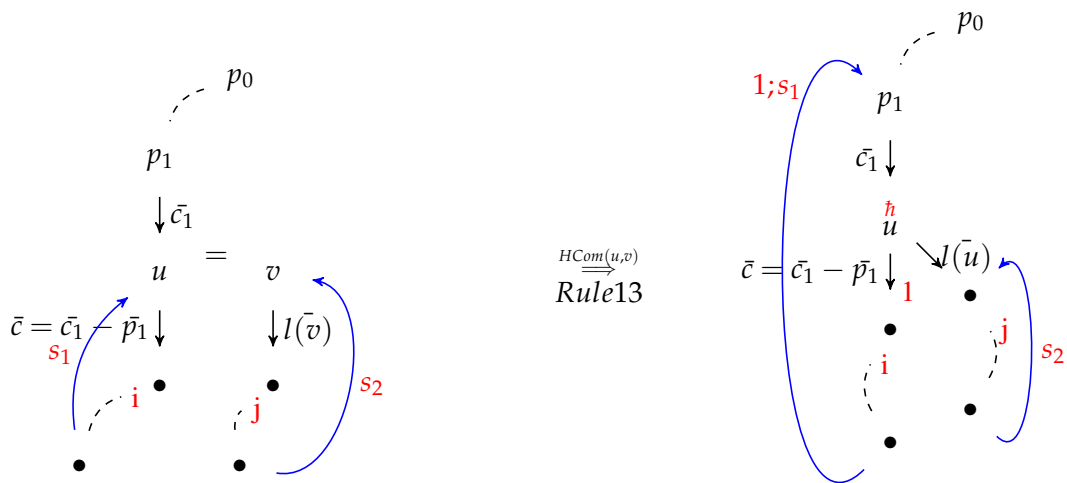


Figure 13: (a)  $u$  and  $v$  collapse

(b) After collapse  $HCom(u, v)$

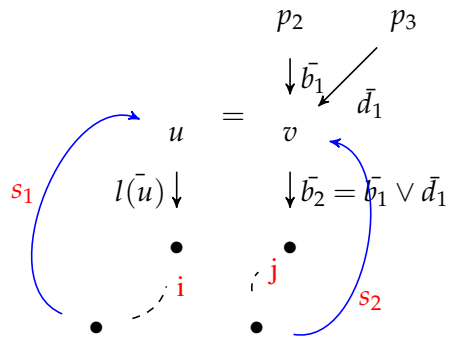
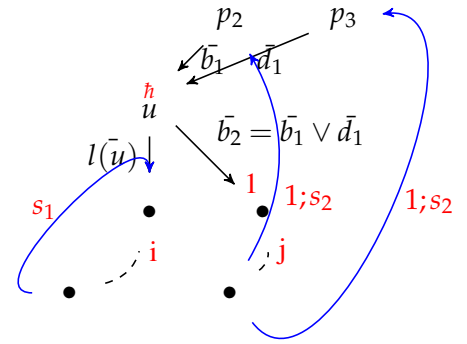


Figure 14: (a)  $u$  and  $v$  collapse

$\xrightarrow[\text{Rule14}]{HCom(u,v)}$



(b) After collapse  $HCom(u,v)$

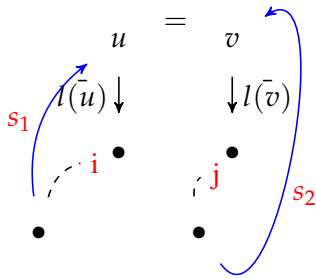
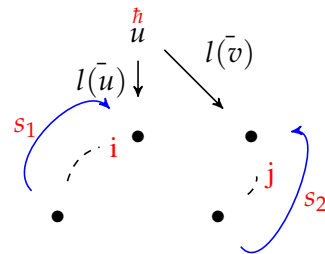


Figure 15: (a)  $u$  and  $v$  collapse

$\xrightarrow[\text{Rule15}]{\{i \neq j\}HCom(u,v)}$



(b) After collapse  $HCom(u,v)$



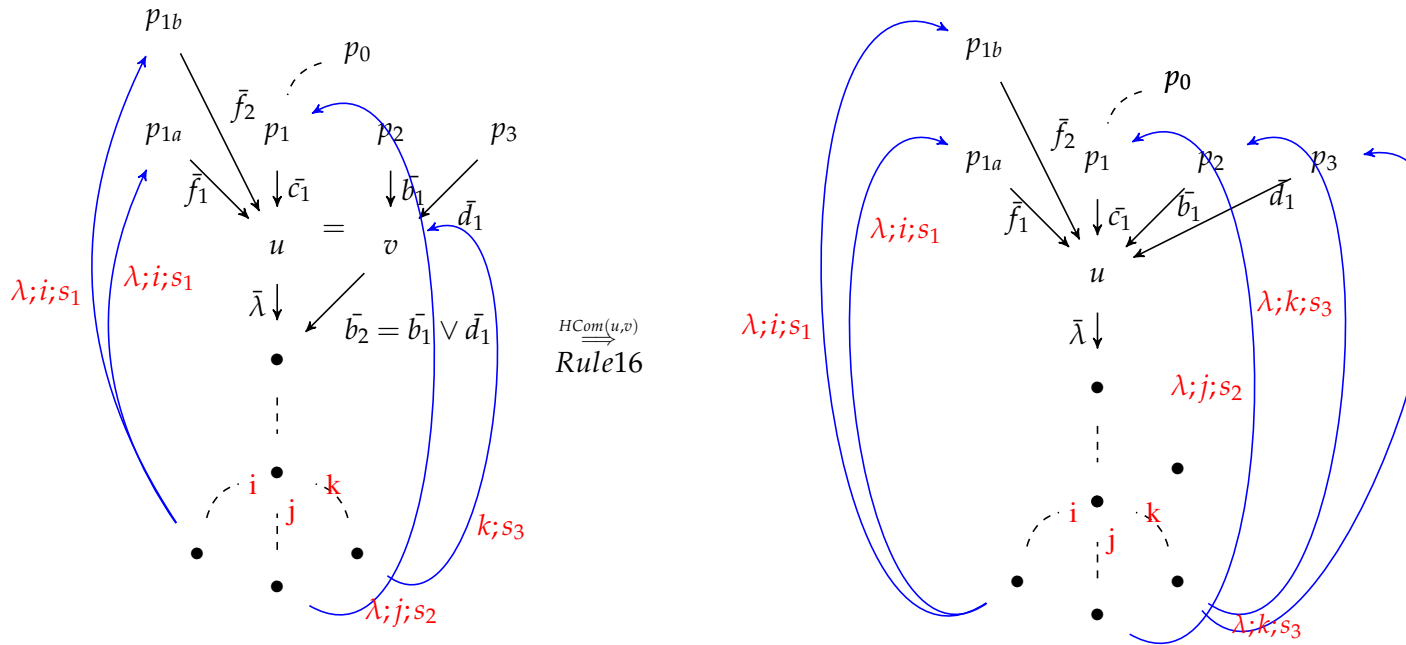


Figure 16: (a)  $u$  and  $v$  collapse by rule **Rule 16**

(b) After collapse  $HCom(u,v)$

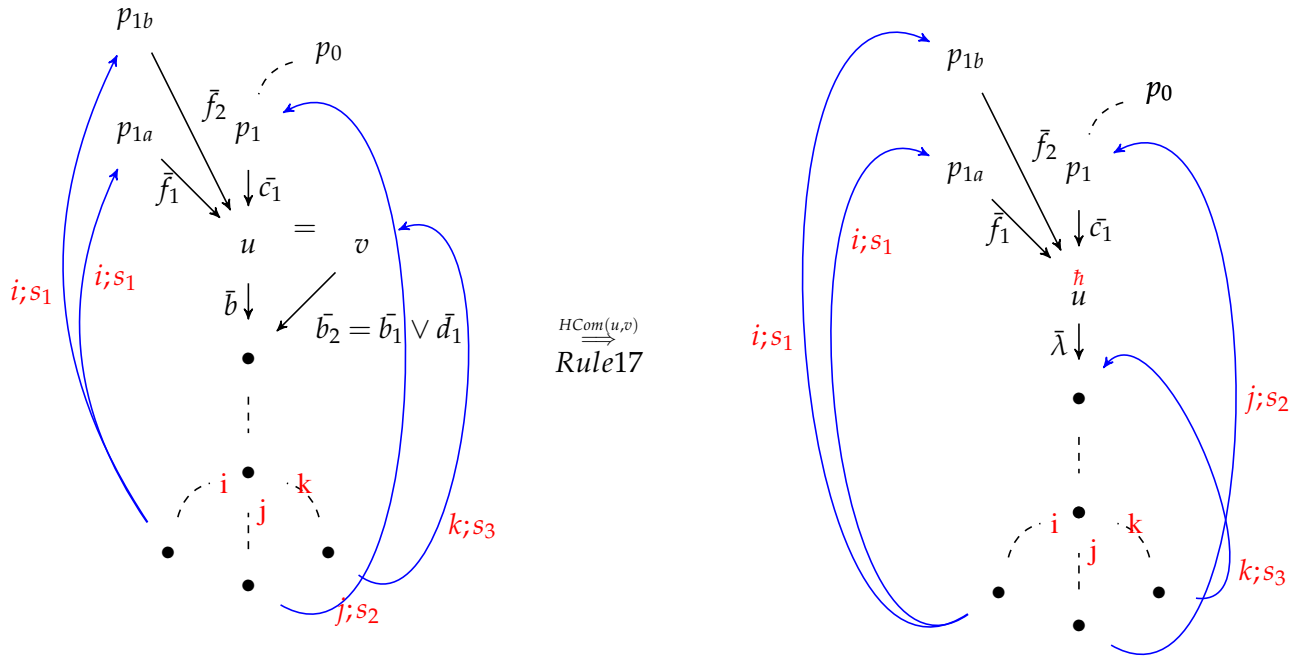


Figure 17: (a)  $u$  and  $v$  collapse

(b) After collapse  $HCom(u, v)$

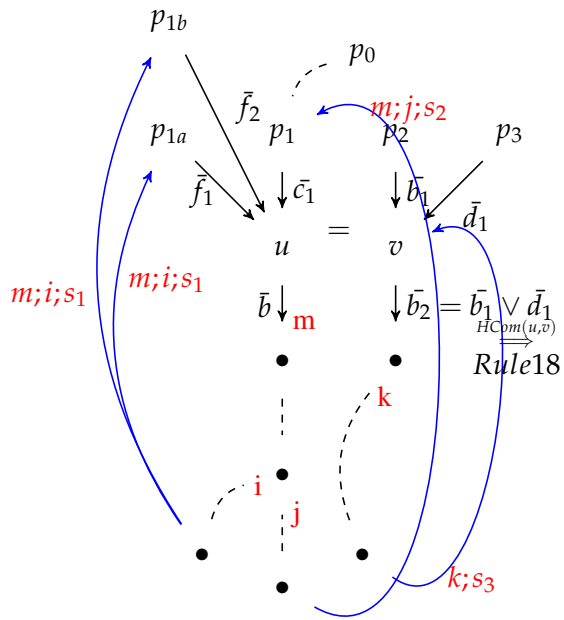
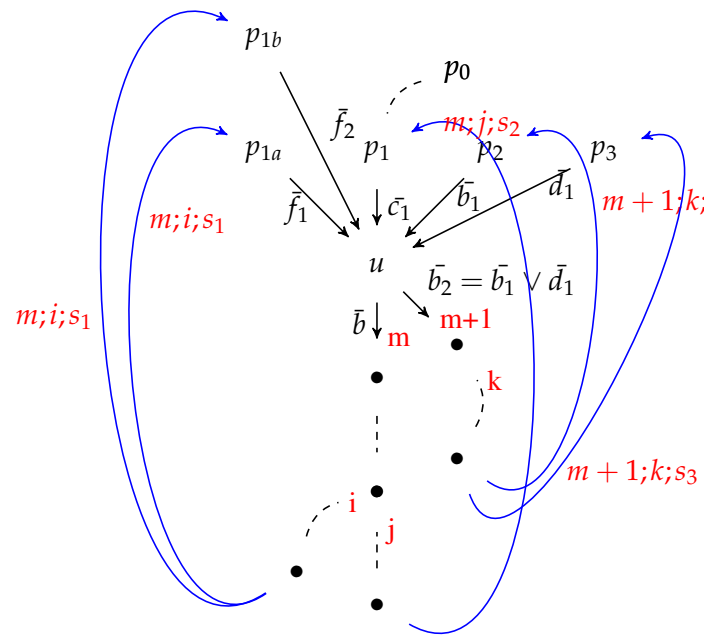


Figure 18: (a)  $u$  and  $v$  collapse



(b) After collapse  $HCom(u, v)$

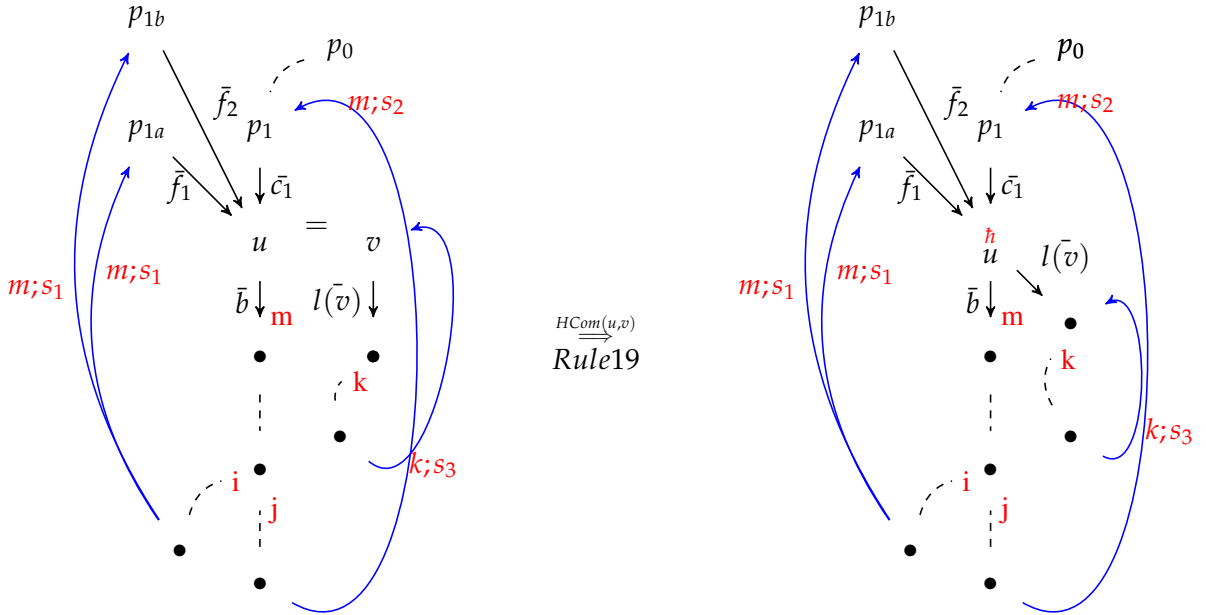


Figure 19: (a)  $u$  and  $v$  collapse

(b) After collapse  $HCom(u, v)$

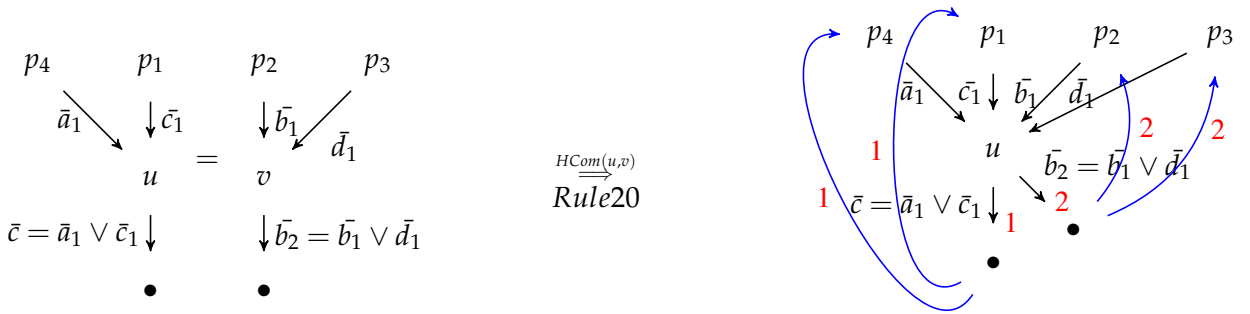


Figure 20: (a)  $u$  and  $v$  collapse

(b) After collapse  $HCom(u, v)$

**Remark.** We have to remark that in some of the rules above, we use a shortened form of the labels assigned by the function  $P$ , the paths. This is due to have a lighter visualization of the rules. The paths are shortened by omitting sequences of zeros (0s) in the path. When showing concrete examples, as in the appendix, we do not use the shortened version.

## 5 More on DGTD, DLDS and compression rules soundness preservation

We need some definitions concerning the relation to **DLDS**s and the rules listed in the above subsection 4.1. They are in the sequel.

**Definition 13** (*INS-Incoming Deductive Edges of a node*). *Given a DLDS  $\mathcal{D}$  of  $\alpha$  from  $\Gamma$  and a node  $k \in \mathcal{D}$ , the deductive in-degree of  $k$  is defined as  $INS(k) = \{f : f \in E_D^i, i \in \mathcal{O}(\Gamma \cup \{\alpha\})^0 \wedge \text{target}(f) = k\}$ .*

**Definition 14** (*OUTS-Outcoming Deductive Edges from a node*). *Given a DLDS  $\mathcal{D}$  of  $\alpha$  from  $\Gamma$  and a node  $k \in \mathcal{D}$ , the deductive out-degree of  $k$  is defined as  $OUTS(k) = \{f : f \in E_D^i, i \in \mathcal{O}(\Gamma \cup \{\alpha\})^0 \wedge \text{source}(f) = k\}$ .*

Note that for any node  $k$ , both sets,  $INS(k)$  and  $OUTS(k)$ , do not take into account the ancestor edges in their definition. We remember that the members of  $E_A$  are not deductive edges. However, they play an important, although auxiliary role in the logical reading of any DLDS. A trivial observation is that there is a natural map from **DGTD**s to **DLDS**s.

**Definition 15.** *Let  $\mathcal{T} = \langle V, E_D, E_d, r, l, L \rangle$  be a **DGTD**. Let  $\mathcal{O}_S$  be the order on the range of  $l$ , provided by  $\mathcal{T}$  itself and  $\Gamma$  the set of leaves in  $\mathcal{T}$ . Let  $\text{Dag}(\mathcal{T})$  be  $\langle V, (E_D^i)_{i \in \mathcal{O}_S^+}, E_A, r, l, L, P \rangle$ , where  $E_D^0 = E_D$ ,  $E_D^i = \emptyset$ , for all  $i \neq 0$  and  $E_A = \emptyset$ ,  $P = \emptyset$ .*

It is easy to verify that  $\text{Dag}(\mathcal{T})$  is well-defined, and hence it is a **DLDS**, for every **DGTD**  $\mathcal{T}$ . Thus, we have the mapping  $\text{Dag}$  from **DGTD**s to **DLDS**s. When reading a **DGTD** from top to bottom in a tree-like Natural Deduction derivation, there is at most one path from any top-formula occurrence to any other formula occurrence in the derivation. The following fact is an easy consequence of  $\text{Dag}$ 's definition above.

**Proposition 10.** *Let  $\mathcal{T}$  be a **DGTD**. For every pair of nodes  $v$  and  $u$  in  $\mathcal{T}$ , there is a bijection between the paths from  $v$  to  $u$ , in  $\mathcal{T}$ , and 0-paths, i.e., using only members of  $E_D^0$ , from  $v$  to  $u$  in  $\text{Dag}(\mathcal{T})$ . Moreover, the dependency sets, assigned by  $L$ , in both structures, are equal for every edge  $\langle v, u \rangle \in E_D^0$ .*

From the definition of the mapping  $\text{Dag}$ , we can see that there is no path in the **DLDS**  $\text{Dag}(\mathcal{T})$  with colors different from 0, due to  $E_A^i = \emptyset$ , for all  $i \neq 0$ . Moreover, there are no paths in  $E_A$ , for  $E_A = \emptyset$ .

The following definition shows how the information stored in the component  $P$ , the seventh one, the last, of any **DLDS** is used as a relative address for nodes in it. It uses:

**Definition 16.**  $el(\{e\}) = e$  and  $el(S) = \perp$ , if  $S$  is not  $\{a\}$  for some  $a$ .

**Definition 17** (relative address of a node). *Let  $\mathcal{D}$  be a DLDS of  $\alpha$  from  $\Gamma$  and let  $\gamma \in \mathcal{O}(\Gamma \cup \{\alpha\})^0$ \* we say that  $\gamma$  is the address of a node  $v \in \mathcal{D}$  relative to a node  $u \in \mathcal{D}$  iff the following algorithm 2 returns  $v$  on input  $\gamma$ ,  $\mathcal{D}$  and  $u$ . The underlying idea is that  $\gamma$  provides information on every branching in the path from  $u$  downwards  $v$ . Each ordinal from left to right in  $\gamma$  indicates which branch to take in.*

---

**Algorithm 2** finding a node from its relative address and origin of the path

---

**Precondition:**  $u$ , the origin,  $\mathcal{D}$ , the DLDS, and the relative address  $\gamma$

```

1:  $b \leftarrow u$ 
2:  $glues \leftarrow \gamma$ 
3: while  $glues \neq \epsilon$  do
4:   if  $size(OUTS(b)) == 1$  then
5:      $g \leftarrow el(OUTS(b))$ 
6:      $b \leftarrow target(g)$ 
7:   else if  $size(OUTS(b)) > 1 \wedge size(\{e / (e \in OUTS(b)) \wedge (color(e) = head(\gamma))\}) = 1$  then
8:      $g \leftarrow el(\{e / (e \in OUTS(b)) \wedge (color(e) = head(\gamma))\})$ 
9:      $b \leftarrow target(g)$ 
10:   $glues \leftarrow rest(\gamma)$ 
11: else
12:   Return false
13: end if
14: end while
15: Return  $b$ 

```

---

For defining when a DLDS corresponds to a valid derivation we need the definition of Deductive path below.

**Definition 18** (Deductive path). *Given two nodes  $v_1$  and  $v_2$  in a VLDS  $\mathcal{D} = \langle V, (E_D^i)_{i \in \{\bar{\lambda}\} \cup \mathcal{O}_T^i}, E_A, r, l, L, P \rangle$ , we call a path  $e_1, e_2, \dots, e_n$  from  $v_1$  to  $v_2$  a deductive path, iff, for each  $p = 1, \dots, n$ ,  $e_p \in \bigcup_{i \in \{\bar{\lambda}\} \cup \mathcal{O}_T^i} E_D^i$ . In particular, if  $e_1, e_2, \dots, e_n$  is a deductive path from  $v_1$  to  $v_2$  and there is  $i \neq 0$ , such that  $e_j \in E_D^i$  or  $e_j \in E_D^{\bar{\lambda}}$ , for some  $0 \leq j \leq n$ , then the path is a mixed deductive path from  $v_1$  to  $v_2$ .*

Given a DLDS  $\mathcal{D} = \langle V, (E_D^i)_{i \in \mathcal{O}_T^i}, E_A, r, l, L, P \rangle$  and a node  $w \in V$ , we define

$$Pre(w) = \{v : \text{There is a deductive path from } v \text{ to } w\}$$

, the set of nodes that are linked to  $w$  by some deductive path. Moreover we have the set of top nodes of a DLDS.

$$Top(w) = \{v : v \in Pre(w) \text{ and, there is no } v' \in V, \langle v', v \rangle \in (E_D^i)_{i \in \mathcal{O}_T^i} \text{ or } v \text{ is marked as hypothesis}\}$$

Finally, the set of full deductive paths reaching to  $w \in V$  is:

$$DedPaths(w) = \{\langle e_1, \dots, e_n \rangle : e_1 \dots e_n \text{ is a deductive path, } source(e_1) \in TopNode(w) \text{ and } target(e_n) = w\}$$

We introduce the relation  $\sim$  between dependency sets.

**Definition 19.** *For any pair of dependency sets  $\bar{b}$  and  $\bar{c}$ ,  $\bar{b} \sim \bar{c}$  holds, if and only if,  $\bar{c} = \bar{b}$  or  $\bar{c} = \lambda$  or  $\bar{b} = \lambda$ .*

**Definition 20.** *Given a DLDS  $\mathcal{D} = \langle V, (E_D^i)_{i \in \mathcal{O}_T^i}, E_A, r, l, L, P \rangle$  and a node  $w \in V$ , we define  $Flow(\mathcal{D}, w)$  as a function from  $Pre(w)$  into  $\wp((\mathcal{O}_T^0)^* \times \mathcal{B}(\mathcal{O}_S))$ , such that:*

$$Flow(\mathcal{D}, w)(v) =$$

$$\left\{ \begin{array}{l}
\{(b(l(\vec{v})), P(\langle v', v \rangle)) : \langle v', v \rangle \in E_A, v' \in V\} \\
\{(b(l(\vec{v})), \emptyset)\} \\
\left\{ (\vec{b}_1 \vee \vec{b}_2, p) : \begin{array}{l}
(v_1, v_2, v) \in \supset_E \text{ and} \\
(b_i, [o_i | p]) \in \text{Flow}(\mathcal{D}, w)(v_i), \\
\text{and } \langle v_i, v \rangle \in E_D^0, \text{ and,} \\
b_i \sim L(\langle v_i, v \rangle), i = 1, 2, \\
\text{OR } (v_1, v_2, v) \in \supset_E \text{ and} \\
(b_i, [0 | p]) \in \text{Flow}(\mathcal{D}, w)(v_i), i = 1 \text{ or} \\
i = 2, \text{ and} \\
(b_j, \emptyset) \in \text{Flow}(\mathcal{D}, w)(v_j), j \neq i, \text{ and} \\
\langle v_i, v \rangle \in E_D^0, \langle v_j, v \rangle \in E_D^0, \text{ and} \\
b_i \sim L(\langle v_k, v \rangle), k = 1, 2,
\end{array} \right\} \\
\cup \\
\left\{ (\vec{b}' - \vec{\alpha}, p) : \begin{array}{l}
(v', v) \in \supset_I \text{ and} \\
(b', [o' | p]) \in \text{Flow}(\mathcal{D}, w)(v') \text{ and} \\
\vec{b}' \sim L(\langle v', v \rangle) \text{ and,} \\
\langle v', v \rangle \in E_D^0, \text{ and } l(v) = \text{"}\alpha \supset l(v')\text{"}
\end{array} \right\} \\
\cup \\
\{(b(l(\vec{v})), \emptyset) : v \text{ is marked with } \mathfrak{h} \text{ and } \nexists v', \langle v', v \rangle \in E_A\} \\
\cup \\
\{(b(l(\vec{v})), P(\langle v', v \rangle)) : v \text{ is marked with } \mathfrak{h} \text{ and } \langle v', v \rangle \in E_A\} \\
\cup \\
\left\{ (\vec{b}' - \vec{\alpha}, P(\langle v_a, v \rangle)) : \begin{array}{l}
(v', v) \in \supset_I \text{ and} \\
(b', \emptyset) \in \text{Flow}(\mathcal{D}, w)(v') \text{ and} \\
v_a \in V, \langle v_a, v \rangle \in E_A \text{ and,} \\
\vec{b}' \sim L(\langle v', v \rangle), \text{ and} \\
l(v) = \text{"}\alpha \supset l(v')\text{"}, \text{ and} \\
\langle v', v \rangle \in E_D^0
\end{array} \right\} \\
\cup \\
\left\{ (\vec{b}_1 \vee \vec{b}_2, P(\langle v_a, v \rangle)) : \begin{array}{l}
(v_1, v_2, v) \in \supset_E \text{ and} \\
(b_i, \emptyset) \in \text{Flow}(\mathcal{D}, w)(v_i) \\
\text{and } v_a \in V, \langle v_a, v \rangle \in E_A, \text{ and} \\
\langle v_i, v \rangle \in E_D^0, i = 1, 2, \text{ and} \\
b_k \sim L(\langle v_k, v \rangle), k = 1, 2
\end{array} \right\}
\end{array} \right.$$

if  $v \in \text{Top}(w)$ , there is  $v' \in V$ ,  $\langle v', v \rangle \in E_A$ ,  
if  $v \in \text{Top}(w)$  and  $\nexists v' \in V$ ,  $\langle v', v \rangle \in E_A$

otherwise

In appendix B we illustrate how the function  $\text{Flow}$  above provides the Dependency sets of a compressed DLDS. It is a helpin reading to the reader understand better its use as part of the validity criteria for DLDS below.

**Definition 21.** Given a structure  $\mathcal{D} = \langle V, (E_D^i)_{i \in \mathcal{O}_T^i}, E_A, r, l, L, P \rangle$ , we say that it is a valid **DLDS**, iff, the following conditions hold on it:

- **Color-Acyclicity** For each  $i \in \mathcal{O}_T^i$ ,  $E_D^i$  does not have cycles;
- **Leveled-Colored** The rooted sub-dag  $\langle V, (E_D^i)_{i \in \mathcal{O}_T^i}, r \rangle$  is leveled;



- **Ancestor-Edges** For each  $\langle v_1, v_2 \rangle \in E_A$ , the level of  $v_1$  is smaller than the level of  $v_2$ ;
- **Ancestor-Backway-Information** For each  $\langle v_1, v_2 \rangle \in E_A$ ,  $P(\langle v_1, v_2 \rangle)$  is the relative address of  $v_1$  from  $v_2$ ;
- **Simplicity** The rooted sub-dag  $\langle V, (E_D^i)_{i \in \mathcal{O}_T^i}, r \rangle$  is a simple graph, i.e., for each pair of nodes  $v_1$  and  $v_2$ , there is at most an  $i \in \mathcal{O}_T^i$ , such that  $\langle v_1, v_2 \rangle \in E_D^i$ ;
- **Ancestor-Simplicity** The sub-dag  $\langle V, E_A \rangle$  is a simple graph;
- **Non-Nested-Ancestor-Edges** For each  $\langle v_1, v_2 \rangle \in E_A$ , there is no  $w$  in the path from  $v_2$  to  $v_1$ , determined by  $P(\langle u, v \rangle \in E_A)$ , such that  $\langle w, z \rangle \in E_A$ , for some  $z \in E_A$ .
- **CorrectRuleApp** For each  $w \in V$ ,  $Flow(\mathcal{D}, w)(v)$  is well-defined for each  $v \in Pre(w)$ . Moreover, for each  $w$  and  $v$ ,  $Flow(\mathcal{D}, w)(v)$ , with  $v \in Pre(w)$ , we have:
  - If  $Flow(\mathcal{D}, w)(v) = \{(\vec{b}, p)\}$  then  $OUT(v) = \{\langle v, v' \rangle\}$  and the color of  $\langle v, v' \rangle$  is  $head(p)$ , i.e.,  $\langle v, v' \rangle \in E_D^{head(p)}$ , and  $\vec{b} = L(\langle v, v' \rangle)$ , and;
  - If  $Flow(\mathcal{D}, w)(v) \neq \emptyset$  and it is not a singleton either then for each  $\Phi_i = \{(\vec{b}, p) \in Flow(\mathcal{D}, w)(v) : head(p) = i\}$ :
    1. If  $\Phi_i \neq \emptyset$  then there is only one  $v' \langle v, v' \rangle \in E_D^i$  and if  $\Phi_i = \{(\vec{b}, p)\}$  then  $L(\langle v, v' \rangle) = \vec{b}$  else  $L(\langle v, v' \rangle) = \lambda$ , and;
    2. If  $\Phi_i = \emptyset$  then there is no  $v' \in V$ , such that,  $\langle v, v' \rangle \in E_D^i$

It is worth noting that in item *correctRuleApp*, the verification that a rule application is correct involves, among other things, finding out that the premises agree with the conclusion and checking that the dependency sets are correctly assigned, this is the main role of function *Flow*.

Each of the items in definition 21 is an invariance property that should be preserved by all compression rules applications. So we have the following theorem 20. The lemmas in subsection ?? prove that the HC rules preserve each condition in the definition 21. The proof of theorem 20 uses all of them.

## 5.1 HC rules and DLDS validity preservation

In the remark in the second paragraph of the sub-section 4.1 we discuss the types of the rules, namely, type-0, type-I and type-II and point out which rule belongs to each of the types. Below we provide applicability conditions for each of the types.

**Definition 22** (Rule applicability conditions for type-0 rules). A type-0 rule is applicable to a pair  $u, v \in V$  in a DLDS  $\mathcal{D} = \langle V, (E_D^i)_{i \in \{\bar{\lambda}\} \cup \mathcal{O}_T^i}, E_A, r, l, L, P \rangle$ , iff,  $l(u) = l(v)$ , there is no  $e \in E_A$ , such that  $targek(e)$  is one of the nodes in the left-hand side of the rule, and, for all  $e \in (E_D^i)_{i \in \{\bar{\lambda}\} \cup \mathcal{O}_T^i}$ , if  $target(e)$  is some node in the left-hand of the rule then  $e \in E_D^0$

**Definition 23** (Rule applicability conditions for type-I rules). A type-I rule is applicable to a pair  $u, v \in V$  in a DLDS  $\mathcal{D} = \langle V, (E_D^i)_{i \in \{\bar{\lambda}\} \cup \mathcal{O}_T^i}, E_A, r, l, L, P \rangle$ , iff,  $l(u) = l(v)$ , (1) there is no  $e \in E_A$ , such that  $targek(e)$  or  $source(e)$  is one of the nodes linked to  $v$  in the left-hand side of the rule, and; (2)  $u$  is a node that it is already the result of a collaping, i.e., the nodes linked to  $u$  are sources or targets of an ancestor rule ( $E_A$ ), and, for each  $e \in OUTS(u)$ , there is  $i \neq 0$ , such that  $e \in E_D^i$ .

The rules of type-I are rules in figures 5 and 6, besides the more seven rules that have no figures in this report.

**Definition 24** (Rule applicability conditions for type-II rules). *A type-II rule is applicable to a pair  $u, v \in V$  in a DLDS  $\mathcal{D} = \langle V, (E_D^i)_{i \in \{\bar{\lambda}\} \cup \mathcal{O}_T^i}, E_A, r, l, L, P \rangle$ , iff,  $l(u) = l(v)$ , at least one of  $u$  and  $v$  are target of an edge  $e \in E_A$ , i.e.,  $target(e) = v$  or  $target(e) = u$ .*

There are instances of type-II rules that do not have both  $u$  and  $v$  as the target of ancestor rules. For example, rules in figures 18 to 19 are of this kind.

In this section, we show the preservation of each condition in the definition of validity of DLDS, definition 21.

We should observe that the HC algorithm applies the HC rules from the lowest to the highest levels and in each level from left to right.

**Definition 25** (Application of HC rule in algorithmic position). *Given a DLDS  $\mathcal{D}$ , we say that an application of a HC rule in  $\mathcal{D}$  is in algorithmic position iff this application collapses two nodes,  $v$  and  $u$ , in level  $j$ , such that, above  $j$  there is no sub-graph originated from the collapse of two nodes by any application of any HC rule and, there is no application that collapses two nodes by any HC rule in level  $j$  righter than both  $v$  and  $u$  either.*

**Remark.** Due to the fact that the HC algorithm 1 applies in any level from left to right, if a HC application in a DLDS  $\mathcal{D}$  is in algorithmic position with respect to the nodes  $v$  and  $u$  in level  $j$ , then only the leftmost of  $u$  and  $v$  can be the result of a previous HC rule application. The lemma below illustrates how the mechanism of the ancestor edges updating works. Before this lemma statement, we need some definitions.

**Definition 26** (Partially Compressed DGTD). *We say that a DLDS  $\mathcal{D} = \langle V, (E_D^i)_{i \in \{\bar{\lambda}\} \cup \mathcal{O}_T^i}, E_A, r, l, L, P \rangle$  is a partially compressed DGTD, iff, there is a DGTD  $\mathcal{T}$ , such that,  $\mathcal{D}$  is the result of the application of some steps in line 3 of the algorithm 1 to  $\mathcal{T}$ .*

Any DGTD is a partially compressed DGTD, and the final result of the algorithm, the so-called totally compressed DGTD is also a partially compressed DGTD. We observe that the horizontal compression algorithm 1 halts when submitted to any DGTD, see theorem 21. Any partially compressed DGTD that is not the final result of the application of the algorithm 1 to it has an algorithmic position to collapse two nodes  $u$  and  $v$ .

**Lemma 11.** *Let  $\mathcal{D} = \langle V, (E_D^i)_{i \in \{\bar{\lambda}\} \cup \mathcal{O}_T^i}, E_A, r, l, L, P \rangle$  be a valid partially compressed DLDS and  $u_{ap}$  and  $v_{ap}$  nodes in level  $j > 0$ , such that there is at least one compression rule that can be applied to  $\mathcal{D}$  in algorithmic position to collapse  $u_{ap}$  and  $v_{ap}$ . Consider a node  $w$  in level smaller than  $j$ , such that, there is a mixed deductive path from a node  $u_{ap}$  to  $w$ . Hence, if  $w = source(e)$  and  $e \in E_A$  then  $target(e) = u_{ap}$  or there is  $e' \in E_D^0$ , such that  $target(e) = source(e')$  and  $target(e') = u_{ap}$ . Moreover, if  $u_{ap}$  is marked as hypothesis then there is  $e' \in E_D^0 \cup E_D^{\bar{\lambda}}$ , such that,  $target(e) = target(e')$  and  $source(e') = u_{ap}$ . Figure ?? depicts these situations.*

We should observe that the situations that figure ?? depicts hold for every lefthand side of the compression rules.

**Proof of lemma 11**  $\mathcal{D}$  is a partially compressed DGTD, so there is a DGTD  $\mathcal{T}$ , such that,  $\mathcal{D}$  is the result of the application of some steps in line 3 of the horizontal compression algorithm to  $\mathcal{T}$ . We prove the lemma by induction on the lexicographic pair  $(I, II)$ , where  $I$  is the number of ancestor edges in  $\mathcal{D}$ , and  $II$  is the number of steps executed by the horizontal compression algorithm 1 on  $\mathcal{T}$  to obtain  $\mathcal{D}$ . The base is  $card(E_A) = 0$  when there is no ancestor edge and no horizontal compression rule was applied. In this case, the statement trivially holds. For the inductive case,  $card(E_A) = n > 0$ , there is a rule that can be applied to  $\mathcal{D}$  in algorithmic position to collapse  $u_{ap}$  and  $v_{ap}$ , such that  $u_{ap}$

and  $v_{ap}$  are nodes in level  $j > 0$ . Let  $(card(E_A), II_{\mathcal{D}})$  be the lexicographic pair of  $\mathcal{D}$ . Thus,  $II_{\mathcal{D}}$  is the number of horizontal compression rule applications that results in  $\mathcal{D}$ . So, some rule  $R$  was applied to a previous **DLDS**  $\mathcal{D}'$  resulting into  $\mathcal{D}$ .  $R$  may or may not have created an ancestor edge in  $\mathcal{D}$ . Thus, we have two cases:

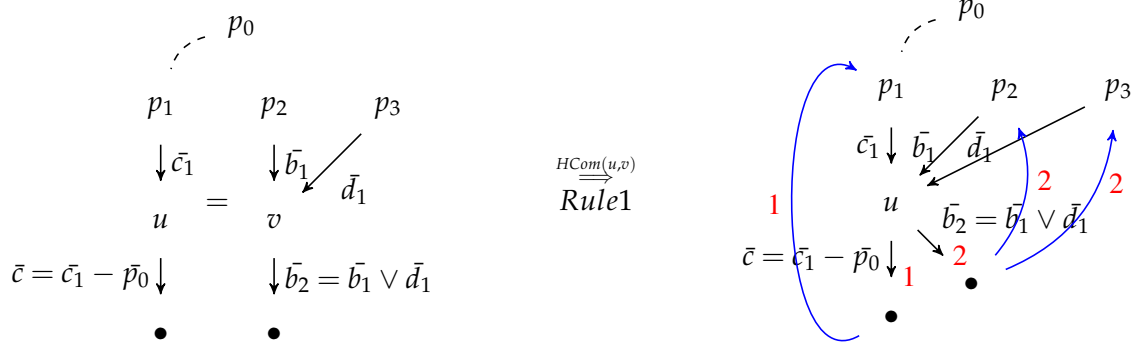
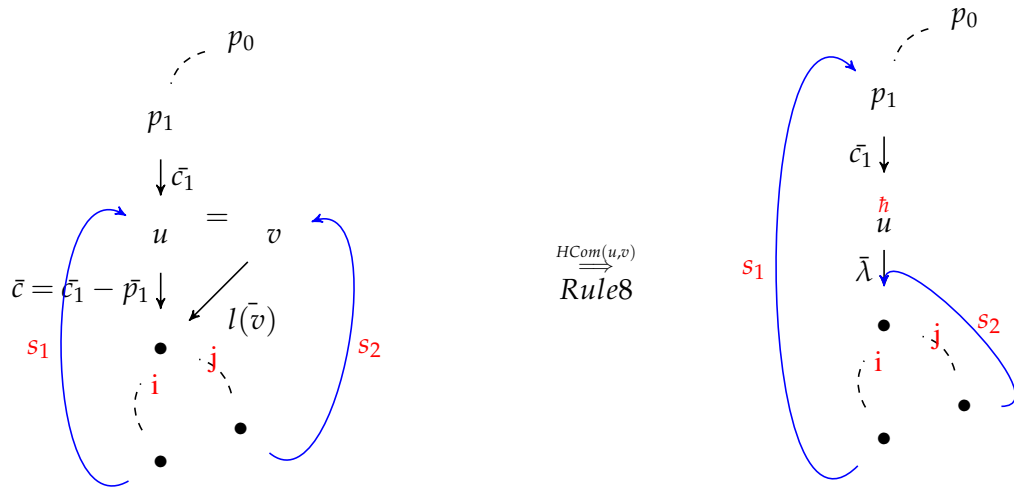
1.  $card(E_A) = card(E'_A)$ , where  $E'_A$  is the set of ancestor edges in  $\mathcal{D}'$ . In this case, the inductive hypothesis holds for  $\mathcal{D}'$ , with pair  $(card(E_A), II_{\mathcal{D}} - 1)$ . Since  $\mathcal{D}'$  is valid, due to the validity of  $\mathcal{D}$ , by inductive hypothesis  $\mathcal{D}'$  satisfies the property in the lemma statement.
2.  $card(E'_A) < card(E_A)$ . In this case,  $R$  adds at least one ancestor edge to  $\mathcal{D}'$  to have  $\mathcal{D}$ , so the inductive complexity of the former is smaller than the latter. We observe that  $\mathcal{D}'$  is valid as a consequence of the validity of  $\mathcal{D}$ . Thus, by the inductive hypothesis, the property stated by the lemma holds for  $\mathcal{D}'$ .

It remains to analyse the changes that the application of the rule  $R$  makes in the ancestor edges of  $\mathcal{D}'$ , case 1 and the insertion of new ancestor edges by  $R$ , i.e. case 2. Separating the analysis according to the rules, we have rules **R1** to **R3**, **R5**, **R20** and the remaining five rules that do not have pictures in this article. Namely, the rules only add ancestor edges; hence, we are in the case 2 analysis. All the ancestor edges inserted in  $\mathcal{D}'$ , resulting in  $\mathcal{D}$  satisfy the property stated in the lemma. Rules **R8**, **R10**, **R13**, **R15**, **R17** and **R19** change existing ancestor rules, they concern case 1 analysis. We can inspect the changes determined by each of these rules. Thus, we conclude that the property states in the lemma also hold in this case. For the sake of showing the need for the hypothesis that  $\mathcal{D}$  is valid, we describe in more detail rules **R1** (case 2 above) and **R8** (case 1 above) argumentations, in the following two paragraphs.

By inductive hypothesis, the property stated by the lemma holds for  $\mathcal{D}'$  and suppose that rule  $R$  is **R1** below in figure 21. We can observe that the dag in the lefthand side of the rule is a subgraph in  $\mathcal{D}'$ , that  $\mathcal{D}'$  satisfies all validity conditions in definition 21 and the righthand side is subgraph of  $\mathcal{D}$ . It is easy to see that the lemma property holds for  $\mathcal{D}$ . The addition of the ancestor edges, in blue, after the application of **R1** satisfies this condition. By the validity of  $\mathcal{D}'$  and the lemma property holding on  $\mathcal{D}'$ , we can affirm that there is no  $w$  in a level below  $u$  (and  $v$ ) and a mixed deductive path from either one of  $p_1$ ,  $p_2$  or  $p_3$ , such that there is  $e \in E_A$  and  $source(e) = w$ . If this is the case then  $target(e) = u$ , or  $target(e) = \bullet$  or  $target(e) = p_i$ , for some  $i$ , since  $\mathcal{D}'$  satisfies the lemma property. However, by the conditions of applicability of **R1** all the conditions on the existence of  $w$ ,  $e$  and their consequences are contradictory to the fact that **R1** is applied to  $\mathcal{D}'$  resulting in  $\mathcal{D}$ . Thus, there is no  $w$  and  $e \in E_A$ , such that  $source(e) = w$ . From this we conclude that the application of **R1** to  $\mathcal{D}'$  results in  $\mathcal{D}$  satisfying the lemma.

By the inductive hypothesis, the property stated by the lemma holds for  $\mathcal{D}'$  and suppose that rule  $R$  is **R8** below in figure 22. We can observe that the dag in the lefthand side of the rule is a subgraph in  $\mathcal{D}'$ , that  $\mathcal{D}'$  satisfies all validity conditions in definition 21 and the righthand side is a subgraph of  $\mathcal{D}$ . By an argument analogous to the case of **R1** application above, we can conclude that there is no  $w$  below and  $e \in E_A$  below the  $u$  (and  $v$ ) level with  $source(e) = w$ , but the ancestor edges (blue in the picture) in the lefthand side of figure 22. This is also a consequence of the applicability conditions of rule **R8**. Due to that, we can conclude that the application of **R8** to  $\mathcal{D}'$  results in  $\mathcal{D}$  satisfying the lemma. The ancestor edges new in the righthand side of **R8**, both of them satisfy the property of the lemma. In particular, the part of the property related to deductive edges labelled with the  $\bar{\lambda}$  holds.

Finally, the argumentation for proving that rules **R7**, **R9**, **R11**, **R12**, **R14**, **R16** and **R18** also obtain  $\mathcal{D}$  holding the lemma's property are a combination of the cases 2 and 1 analysis. Thus, we have that

Figure 21: (a)  $u$  and  $v$  collapse(b) After collapse  $HCom(u, v)$ Figure 22: (a)  $u$  and  $v$  collapse(b) After collapse  $HCom(u, v)$ 

the property stated by the lemma holds in the inductive case too. This concludes the proof of the lemma.

Q.E.D.

The following lemmas correspond to the preservation of each condition in definition 21.

**Lemma 12** (Color-Acyclicity). *Given a valid DLDS  $\mathcal{D} = \langle V, (E_D^i)_{i \in \{\bar{\lambda}\} \cup \mathcal{O}_1^i}, E_A, r, l, L, P \rangle$ , and  $u$  and  $v$  in level  $j$ , such that  $l(u) = l(v)$ . Let  $R$  be any HC rule, such that,  $R$  applies in algorithmic position to  $u$  and  $v$  resulting in a DLDS  $\mathcal{D}'$ . Thus, condition Color-Acyclicity holds on  $\mathcal{D}'$*

**Proof.** Let  $\mathcal{D} = \langle V, (E_D^i)_{i \in \{\bar{\lambda}\} \cup \mathcal{O}_1^i}, E_A, r, l, L, P \rangle$  be a valid DLDS,  $j$  be a level in  $\mathcal{D}$  and  $R$  a HC rule in algorithmic position that collapses  $u, v \in V$ . We prove that the resulting  $\mathcal{D}'$  DLDS satisfies Color-Acyclicity by observing that:

- If  $R$  is a type-0 rule, then both nodes,  $u$  and  $v$  do not result from collapses by any previous **HC** rule application. If  $u$  or  $v$  were a result of any **HC** rule application, then there would be ancestor edges arriving at least at one of them or at some of the nodes linked to them from above. Other case to consider is when  $v$  or  $u$  are marked with  $h$  due to be the result of application of rules **R2** to **R4**, **R5**, **R6**, **R8**, **R9**, **R13** to **R15**, **R17** and **R19**. Observing that since  $\mathcal{D}$  is a valid **DLDS** then it satisfies Color-Acyclicity, so by inspection on each rule's resulting  $\mathcal{D}'$  we observe that the new edges, inserted by the right-hand side of the rule, cannot form a cycle. The main reason is that the direction of the coloured deduction edges is from top to bottom, and they do not link a node to itself either. Moreover, any edge in  $E_A$  direction is from the bottom-up. They do not form a cycle either.
- If  $R$  is a type-I rule, then at least one of  $u$  and  $v$ , let be  $u$ , is linked to nodes which are targets or sources of an edge  $e \in E_A$ , and has  $OUTS(v)$  with colours different from 0. In this case, by inspection of each one of the right-hand sides of the types-I rules in figure 5 and 6, as well as the other seven rules which do not appear in this report, we conclude that if  $\mathcal{D}$  satisfies Color Acyclicity then  $\mathcal{D}'$  satisfies too.
- The rules of type-II are similarly treated. We need to observe only that the left-hand side has no cycle for each colour  $i$ , then the graph resulting from the insertions and changings described by the right-hand side is also acyclic for each  $i$ .

Q.E.D.

**Lemma 13** (Leveled-Colored). *Given a valid **DLDS**  $\mathcal{D} = \langle V, (E_D^i)_{i \in \{\bar{\lambda}\} \cup \mathcal{O}_1^i}, E_A, r, l, L, P \rangle$ , and  $u$  and  $v$  in level  $j$ , such that  $l(u) = l(v)$ . Let  $R$  be any **HC** rule, such that,  $R$  applies in algorithmic position to  $u$  and  $v$  resulting in a **DLDS**  $\mathcal{D}'$ . Thus, condition Leveled-Colored holds on  $\mathcal{D}'$*

**Proof.** This is a straightforward consequence: all rule applications only create coloured edges between subsequent levels. Moreover, the root is not affected by any rule application.

Q.E.D.

**Lemma 14** (Ancestor-Edges). *Given a valid **DLDS**  $\mathcal{D} = \langle V, (E_D^i)_{i \in \{\bar{\lambda}\} \cup \mathcal{O}_1^i}, E_A, r, l, L, P \rangle$ , and  $u$  and  $v$  in level  $j$ , such that  $l(u) = l(v)$ . Let  $R$  be any **HC** rule, such that,  $R$  applies in algorithmic position to  $u$  and  $v$  resulting in a **DLDS**  $\mathcal{D}'$ . Thus, condition Ancestor-Edges holds on  $\mathcal{D}'$*

**Proof.** This follows immediatley from the fact that all rule application only creates ancestor edges between subsequent from a node in level  $l_1$  to a node in level  $l_2$  and  $l_1 > l_2$ .

Q.E.D.

**Lemma 15** (Ancestor-Backway-Information). *Given a valid **DLDS**  $\mathcal{D} = \langle V, (E_D^i)_{i \in \{\bar{\lambda}\} \cup \mathcal{O}_1^i}, E_A, r, l, L, P \rangle$ , and  $u$  and  $v$  in level  $j$ , such that  $l(u) = l(v)$ . Let  $R$  be any **HC** rule, such that,  $R$  applies in algorithmic position to  $u$  and  $v$  resulting in a **DLDS**  $\mathcal{D}'$ . Thus, condition Ancestor-Backway-Information holds on  $\mathcal{D}'$*

**Proof.** This is a straightforward consequence of all rule applications: (1) When it creates an ancestor-edge  $e$ , it labels it with the relative address of  $source(e)$  from  $target(e)$  as the label provided by the component  $P$  of  $\mathcal{D}$ , and; (2) When it modifies the target or source of an ancestor edge, it updates the component accordingly  $P$  of that labels the modified edge.

Q.E.D.

**Lemma 16** (Simplicity and Ancestor-Simplicity). *Given a valid DLDS  $\mathcal{D} = \langle V, (E_D^i)_{i \in \{\bar{\lambda}\} \cup \mathcal{O}_1^i}, E_A, r, l, L, P \rangle$ , and  $u$  and  $v$  in level  $j$ , such that  $l(u) = l(v)$ . Let  $R$  be any HC rule, such that,  $R$  applies in algorithmic position to  $u$  and  $v$  resulting in a DLDS  $\mathcal{D}'$ . Thus, condition Ancestor-Backway-Information holds on  $\mathcal{D}'$*

**Proof.** Simplicity is a consequence of the applicability conditions for each type of rule. Note that the lefthand side of each compression rule figures out every deductive edge present in  $\mathcal{D}$  in the algorithmic position determined by  $j$ ,  $u$  and  $v$ . On the right-hand side, do not place more than one deductive edge of the same colour between the same pair of nodes. This holds for every compression rule and ensures Simplicity in each application of the rules. A similar argument holds for Ancestor-Simplicity. We have to use lemma 11, however, to ensure that there is no ancestor edge with source below  $u$  or  $v$  and target in some node of the lefthand side. With this property provided by the lemma 11, we can ensure that the modifications and insertions of the ancestor edges in the righthand side of a compression rule application produce no more than one ancestor edge between the same pair of nodes.

Q.E.D.

**Lemma 17** (Non-Nested-Ancestor-Edges preservation). *Given a valid DLDS  $\mathcal{D} = \langle V, (E_D^i)_{i \in \{\bar{\lambda}\} \cup \mathcal{O}_1^i}, E_A, r, l, L, P \rangle$ , and  $u$  and  $v$  in level  $j$ , such that  $l(u) = l(v)$ . Let  $R$  be any HC rule, such that,  $R$  applies in algorithmic position to  $u$  and  $v$  resulting in a DLDS  $\mathcal{D}'$ . Thus, condition Non-Nested-Ancestor-Edges holds on  $\mathcal{D}'$*

**Proof.** Let  $\mathcal{D} = \langle V, (E_D^i)_{i \in \{\bar{\lambda}\} \cup \mathcal{O}_1^i}, E_A, r, l, L, P \rangle$  be a valid DLDS,  $j$  be a level in  $\mathcal{D}$  and  $R$  a HC rule in algorithmic position that collapses  $u, v \in V$ . We prove that the resulting  $\mathcal{D}'$  DLDS satisfies Non-Nested-Ancestor-Edges by observing that lemma 11 ensures the property that any node  $w$  in a mixed deductive path from  $u$  ( $v$ ), below the level  $j$  that is source of an ancestor edge  $e \in E_A$ ,  $source(e) = w$ ,  $target(e)$  is  $u$  ( $v$ ), or linked to  $u$  ( $v$ ) by a deductive edge of color 0 or  $\bar{\lambda}$ . The application of any HC rule either moves the target above or below one level or, adds a new edge in a mixed deductive path without sources of  $w$ . This was already argued in the proof of lemma 11. Hence, the modifications caused by the application any **Rule** do not introduce nesting.

Q.E.D.

**Lemma 18** (CorrectRuleApp). *Given a valid DLDS  $\mathcal{D} = \langle V, (E_D^i)_{i \in \{\bar{\lambda}\} \cup \mathcal{O}_1^i}, E_A, r, l, L, P \rangle$ , and  $u$  and  $v$  in level  $j$ , such that  $l(u) = l(v)$ . Let  $R$  be any HC rule, such that,  $R$  applies in algorithmic position to  $u$  and  $v$  resulting in a DLDS  $\mathcal{D}'$ . Thus, condition CorrectRuleApp holds on  $\mathcal{D}'$*

**Proof.** By hypothesis,  $\mathcal{D}$  is valid. Thus,  $Flow(\mathcal{D}, w)(v)$  is well-defined, for every  $w \in \mathcal{D}$  and  $v \in Pre(w)$ . Moreover, item [**CorrectRuleApp**] holds, that is, for every  $w$  and  $v \in Pre(w)$  both items in **CorrectRuleApp** holds. We have to prove that  $\mathcal{D}'$  also satisfies these two items of **CorrectRuleApp**, for each possible application of  $R$  in  $u$  and  $v$  in  $\mathcal{D}$ , yielding  $\mathcal{D}'$ . Due to readability concerns, we believe nobody wants or needs to read a 26 cases detailed case-analysis proof to catch and agree with a validity of a mathematical result at a high-level of presentation, we show here a typical and complex enough case in detail. Thus, let us consider that  $R$  is **R18** as it is shown in figure 23 below, and that that  $w_u$  is the conclusion node which has  $u$  as a premiss, and analogously, for  $w_v$  regarded to  $v$ . Thus, in this particular case, we have that  $Flow(\mathcal{D}', w_v)(v) = \{(\bar{b}_2, [0; k; s_3])\}$ , and we can verify that  $\bar{b}_2 = L(v, w_v)$ ,  $Flow(\mathcal{D}, w_u)(u) = \{(\bar{f}_1 \vee \bar{f}_2, [0; \dots; i; s_1]), (\bar{c}_1 - l(\bar{p}_0), [0; \dots; j; s_2])\}$ , considering that  $\mathcal{D}$  is valid and hence,  $l(u) = l(p_0) \supset l(p_1)$  and  $(p_1, u) \in \supset_I$ , as well  $(p_{1a}, p_{1b}, u) \in \supset_E$ . The item **CorrectRuleApp** holds in  $\mathcal{D}$ , since  $\langle u, w_u \rangle \in E_D^0$  and  $L(\langle u, w_u \rangle) = \lambda$ , for  $card(Flow(\mathcal{D}, w_u)(u)) = 2$ , and then, due to subitem 1 of the second item of [**CorrectRuleApp**] holds. After the application

of **R18**, see the right-hand side of figure 23, we have the following analysis concerning the validity of  $\mathcal{D}'$ , remembering that  $l(u) = l(v)$ .

$$\text{Flow}(\mathcal{D}', w_u)(u) = \{(\bar{f}_1 \vee \bar{f}_2, [0; \dots; i; s_1]), (\bar{c}_1 - l(\vec{p}_0), [0; \dots; j; s_2]), (\bar{b}_1 \vee \bar{d}_1, [1; k; s_3])\}$$

What is justified by:

$$\begin{aligned} \text{Flow}(\mathcal{D}', w_u)(p_{1a}) &= \{(l(\vec{p}_{1a}), [0; 0; \dots; i; s_1])\} \text{ and } \text{Flow}(\mathcal{D}', w_u)(p_{1b}) = \{(l(\vec{p}_{1b}), [0; 0; \dots; i; s_1])\} \\ \text{Flow}(\mathcal{D}', w_u)(p_1) &= \{(\bar{c}_1, [0; 0; \dots; j; s_2])\} \\ \text{Flow}(\mathcal{D}', w_u)(p_2) &= \{(l(\vec{p}_2), [0; 1; k; s_3])\} \text{ and } \text{Flow}(\mathcal{D}', w_u)(p_3) = \{(l(\vec{p}_3), [0; 1; k; s_3])\} \end{aligned}$$

With,  $\bar{f}_1 = l(\vec{p}_{1a})$ ,  $\bar{f}_2 = l(\vec{p}_{1b})$ ,  $\bar{b}_1 = l(\vec{p}_2)$  and  $\bar{d}_1 = l(\vec{p}_3)$ . Thus, the conditions on [**CorrectRuleApp**] hold for  $\mathcal{D}'$ , observing the the nodes other then  $w_v$ ,  $u$ ,  $w_u$  and their node premisses are not changed so the conditions stated by **CorrectRuleApp** hold on them, since  $\mathcal{D}$  satisfies it.

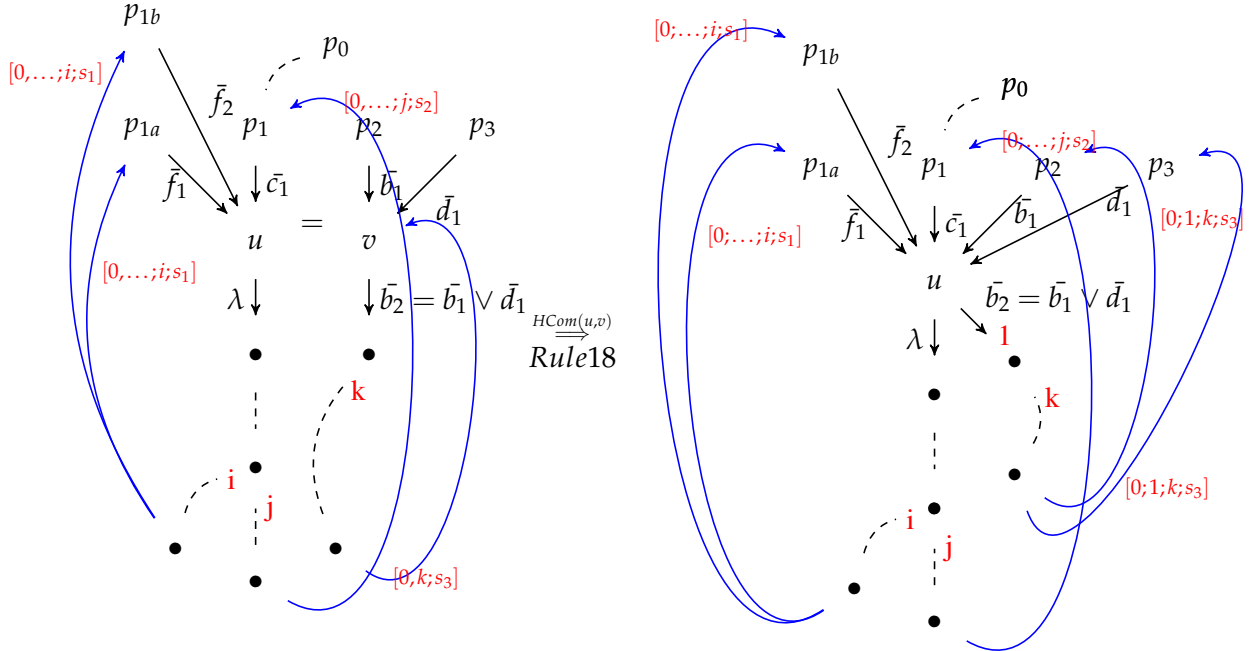


Figure 23: (a)  $u$  and  $v$  collapse

(b) After collapse  $HCom(u, v)$

The other cases, concerning the other 25 rules are will be treated in detail using and ITP, see [CSH22].

Q.E.D.

**Lemma 19** (LocallyCorrectRuleApplication). *Given a valid DLDS  $\mathcal{D} = \langle V, (E_D^i)_{i \in \{\bar{\lambda}\} \cup \mathcal{O}_T^i}, E_A, r, l, L, P \rangle$ , and  $u$  and  $v$  in level  $j$ , such that  $l(u) = l(v)$ . Let  $R$  be any **HC** rule, such that,  $R$  applies in algorithmic position to  $u$  and  $v$  resulting in a DLDS  $\mathcal{D}'$ . The locally correct syntactical conditions for a valid application of  $\supset$ -Intro and  $\supset$ -Elim hold on  $\mathcal{D}'$ ,*

**Proof.** By the validity of  $\mathcal{D}$ , any application of *imply* rules hold on to it, for each node that is conclusion of any of these rules. This reflects in the fact that  $Flow(\mathcal{D}, w)(v)$  is well-defined for any  $w$  and  $v \in Pre(w)$  with,  $w \in D$ . We can scrutinize all compression rules and verify that all of them correctly apply the rules of  $\supset$ -Intro and  $\supset$ -Elimination. For example, in rule R1, figure 21, shows how the  $\supset$ -Elim that concludes  $l(v)$ , with premisses  $l(p_2)$  and  $l(p_3)$ , according the dependency sets represented by the bitstrings  $\vec{b}_1, \vec{d}_1$  and  $\vec{b}_2$  is preserved in the righthand side of the rule. Thus, after the application of each of the HC compression rules,  $Flow(\mathcal{D}, w)(v)$  is also well-defined for any  $w$  and  $v \in Pre(w)$  with,  $w$  in the **DLDS**  $\mathcal{D}'$ .

For a more formal presentation, we refer to an integral and more detailed argument with a formalization in an ITP. We indicate [CSH22] as an initial implementation.

Q.E.D.

**Theorem 20.** *The set of compression rules preserves validity of any DLDS;*

**Proof.** We show for each one of the rules presented in the previous section that if a **DLDS**  $\mathcal{D}$  is valid, then so is the  $\mathcal{D}$  after the application of the rule, by lemmas 12, 13, 14, 15, 16, 17, 18, 19. The proof is a very long case analysis that, in each case, has to check each of the items in the definition of validity of **DLDS** in definition 21.

Other important theorem is.

**Theorem 21.** *If algorithm 1 is applied to a valid DLDS then it eventually halts providing a DLDS that has no level with two nodes labeled with a same formula.*

**Proof.** Let  $\mathcal{D}$  be a valid **DLDS**. If  $\mathcal{D}$  has no level with two nodes labelled with the same formula, then the algorithm halts. Suppose there are levels with two nodes labelled with the same formula, then there are the lowest level  $l_0$  and a leftmost pair of nodes  $u$  and  $v$  labelled with this same formula. Since algorithm 1 spans  $\mathcal{D}$  from the lowest level up and in each level from left to right, it will collapse the pair  $u$  and  $v$  using the appropriate rule among the rules of compression. Due to theorem 20 the result of the compression is a **DLDS**  $\mathcal{D}'$  that has one less pair of collapsible nodes. This conclusion is because each rule does not add new pairs of collapsible nodes after its application. The algorithm then will eventually halt.

The root is labelled with the conclusion of the valid **DLDS**. To have the information about the dependency set from which this conclusion depends, we have to consider the effect of the last rule on dependency sets represented by labels on the deductive edges incoming in  $r$ . Remember that the last rule can be a  $\supset$ -Intro or a  $\supset$ -Elim. We add a new node linked to the root  $r$  with a (new) distinguished edge with the sole purpose of having it labelled with the final dependency set. We call this a **grounded DLDS**.

**Definition 27.** *Let  $\mathcal{D} = \langle V, (E_D^i)_{i \in \mathcal{O}_1^i}, E_A, r, l, L, P \rangle$  be a valid DLDS. Let  $\mathcal{D}'$  extend  $\mathcal{D}$  by adding a new node  $g$ , such that,  $l(g) = \perp$ , a new deductive edge of color 0  $\langle r, g \rangle$ , such that  $L(\langle r, g \rangle) = \vec{b}(S)$ , where:*

1. *If  $l(r) = \alpha_1 \supset \alpha_2$  and  $\langle v, r \rangle$  is its only incoming edge, a deductive edge of color 0, then  $r$  is the conclusion of a  $\supset$ -intro and  $S = Set(L(\langle v, r \rangle)) - \{\alpha_1\}$ ; and*
2. *If  $r$  is the conclusion of a  $\supset$ -Elim and  $\langle v_1, r \rangle$  and  $\langle v_2, r \rangle$  are its only incoming edges then  $S = Set(L(\langle v_1, r \rangle)) \cup Set(L(\langle v_2, r \rangle))$*

We call  $\mathcal{D}'$  a **grounded DLDS**.



Note that only valid **DLDS** can be grounded, by the force/will of the definition. The root of a grounded **DLDS**, is, again, by the the force of definition,  $r$ , where  $\langle r, g \rangle \in E_D^0$  and  $l(g) = \perp$ . The node  $g$  is the support for the ground only. We have the following corollary. We say that a **DLDS** is compressed iff it has no collapsible pair of node in any level.

**Corollary 22.** *Let  $\alpha$  be any tautology in  $M_{\supset}$ . There is a compressed grounded **DLDS**  $\mathcal{D} = \langle V, (E_D^i)_{i \in \mathcal{O}_\Gamma^i}, E_A, r, l, L, P \rangle$ , such that  $l(r) = \alpha$ ,  $\Gamma$  is the set of sub-formulas of  $\alpha$  and  $L(\langle r, \perp \rangle) = \vec{b}(\emptyset)$ .*

**Proof.** If  $\alpha$  is a  $M_{\supset}$  tautology then there is a Natural Deduction proof of it. By the normalization of  $M_{\supset}$  there is a normal ND proof. This proof has only occurrence of subformulas of  $\alpha$ . By lemma 3 there is a greedy ND derivation of  $\alpha$  having also only sub-formulas of  $\alpha$  occurrences. Proposition 5 and corollary9 ensure the existence of a **DGTD**  $\mathcal{T}$  that is a proof of  $\alpha$ . Finally, from proposition 10 we can easily see that  $Dag(\mathcal{T})$  is a valid **DLDS** and its extension to a grounded **DLDS** has  $L(\langle r, \perp \rangle) = \vec{b}(\emptyset)$ . Thus, by theorem 21 and theorem 20, we have a compressed and grounded **DLDS** with the conclusion depending of no assumption, i.e., it is a proof of  $l(r)$ .

Q.E.D.

## 6 On the size of compressed Natural Deduction proofs

We start by a simple consequence of the validity of any **DLDS**.

**Lemma 23.** *Let  $\mathcal{D} = \langle V, (E_D^i)_{i \in \mathcal{O}_\Gamma}, E_A, r, l, L, P \rangle$  be a compressed grounded **DLDS**, obtained by the application of the Horizontal Compression algorithm 1 to a valid **DGTD**. The underlying graph of  $\mathcal{D}$  with colors in  $\mathcal{O}_\Gamma$  and  $E_A$  is a simple graph.*

**Proof.** This is a trivial consequence of validity definition, since the fifth and sixth conditions on the validity is the simplicity of the full colored subgraph of  $\mathcal{D}$ , with colors in  $\mathcal{O}_\Gamma$  and  $E_A$ , respectively.

Q.E.D.

In lemma 23 above, we consider only the full subgraph coloured with ordinals and the ancestor edges ( $E_A$ ). However, some rules, such as rule **R7**, create coloured edges labelled with the colour  $\bar{\lambda}$ , although no more than one by pair of vertexes. Thus, we should note that rules **R7**, **R8**, **R9**, **R16**, **R17** do not create more than one edge labeled with  $\bar{\lambda}$  between any pair of nodes. As already said, We consider  $\bar{\lambda}$  as a colour. Besides that, the rules mentioned above are rules that collapse edges in a way that anytime a pair of edges is collapsed, the algorithm generates at most one  $\bar{\lambda}$  coloured edge. The collapse of edges is a consequence of the collapse of their respective source and targets in a two-step action. Thus, the previous lemma extends to the following proposition 24, where the only addition to the previous lemma 23 is to consider  $\bar{\lambda}$  as a colour.

**Proposition 24.** *Let  $\mathcal{D} = \langle V, (E_D^i)_{i \in \mathcal{O}_\Gamma}, E_A, r, l, L, P \rangle$  be a compressed grounded **DLDS**, obtained by the application of the Horizontal Compression algorithm 1 to a valid **DGTD**. The underlying graph of  $\mathcal{D}$  with colors in  $\mathcal{O}_\Gamma^{\bar{\lambda}}$  and  $E_A$  is a simple graph.*

**Proof.** This is a trivial consequence of the validity of the **DGTD**, formalized in the lemmas above, and the fact that we can only apply the rule in figure 10 when all the node in its graphical representation are pairwise different. The focus is on the two bullets being different.

Q.E.D.

**Lemma 25.** *Let  $\mathcal{D} = \langle V, (E_D^i)_{i \in \mathcal{O}_\Gamma}, E_A, r, l, L, P \rangle$  be a compressed grounded **DLDS**, obtained by the application of the Horizontal Compression algorithm 1 to a valid **DGTD**, with height  $m$ . For each  $\langle u, w \rangle \in E_A$ ,  $len(P(\langle u, w \rangle))$  if defined is smaller than  $m$ .*

**Proof.** In a valid **DLDS**, each ancestor edge  $\langle u, w \rangle \in E_A$  has its source  $u$  in a level strictly smaller than  $w$ 's level, i.e., the target. Since  $P(\langle u, w \rangle)$ , according the validity of  $\mathcal{D}$  is the relative address of  $u$  from  $w$ , which goes downwards always, then the size of  $P(\langle u, w \rangle)$  cannot be bigger than the difference between the levels of  $w$  and  $u$ . Thus  $len(P(\langle u, w \rangle)) \leq l(w) - l(u)$ . Observe that no compression rule increases the height of the **DLDS**.

Q.E.D.

We state the following lemma without proof, since it is an easy consequence of the definition of  $l$ .

**Lemma 26.** *Let  $\mathcal{D} = \langle V, (E_D^i)_{i \in \mathcal{O}_T}, E_A, r, l, L, P \rangle$  be a compressed grounded **DLDS**, obtained by the application of the Horizontal Compression algorithm 1 to a valid **DGTD**. For each  $\langle u, w \rangle \in E_D^0$ , the size of  $l(\langle u, w \rangle)$  the length of the bitstring that is size of  $\Gamma$  plus one.*

**Definition 28.** *Size of a **DLDS** Let  $\mathcal{D}$  be a grounded **DLDS** of  $\alpha$  from  $\Gamma$ . The size of  $\mathcal{D}$  is the length of the string obtained by the juxtaposition of the the strings (words) in the alphabet of ordinals derived from  $\Gamma$  plus  $\lambda$ , and the punctuation marks:  $\{, \}, \langle$  representing each component of  $\mathcal{D}$ .*

We observe that in fact, the punctuation marks do not need to be taken into account in the complexity analysis. Thus, the followin results do not take them into account.

**Proposition 27** (Upper-bound on simple **DLDS**). *Let  $\mathcal{D}$  be a **DLDS** with height  $h$ , with  $m$  as the size of the set of node labels, such that, has a simple graph as the underlying colored graph. The size of  $\mathcal{D}$  has upper-bound  $\mathcal{O}(h \times m^4)$ .*

*Proof.* Recall that  $\mathcal{D} = \langle V, (E_D^i)_{i \in \mathcal{O}_T}, E_A, r, l, L, P \rangle$ ,  $size(\Gamma) = m$ ;  $size(V) \leq h \times m$ ; considering the labelling of vertexes  $size(labeled(V)) \leq h \times m^2$ , i.e., lemma 26. Considering the colors of the the deduction edges, for each color  $i = 0, m$ ,  $size(E_D^i) \leq size(V)^2$ ; hence  $size(labeled(E_D^i)) \leq size(V)^2 \times m = (h^2 \times m^2) \times m = h^2 \times m^3$ . Considering all colors we have  $|(\bigcup_{i=0, m} E_D^i)| \leq (m+1) \times h^2 \times m^3 = h^2 \times m^4 + h^2 \times m^3$ . By lemma 25 we have that  $size(P(\langle u, v \rangle)) \leq h$ , for each  $\langle u, v \rangle \in E_A$ . Thus, we have that  $size(E_A) \leq size(V) \times size(V) \times h \leq (h \times m)^2 \times h = (h \times m)^2$ . Finally we have that  $size(\mathcal{D}) \leq \mathcal{O}(h \times m^4)$   $\square$

Q.E.D.

**Corollary 28** (Upper-bound on compressed grounded **DLDS**). *Let  $\Pi$  be a normal proof of  $\alpha$  in  $M_{\supset}$  with height  $h$ . Let  $m$  be number of sub-formulas of  $\alpha$ . Then there is a compressed grounded **DLDS**  $\mathcal{D} = \langle V, (E_D^i)_{i \in \mathcal{O}_T}, E_A, r, l, L, P \rangle$ , such that  $l(r) = \alpha$ ,  $L(\langle r, \frac{\perp}{=} \rangle) = \vec{b}(\emptyset)$  and  $size(\mathcal{D}) \leq \mathcal{O}(h \times m^4)$ .*

**Proof.** From corollary 22 we have the existence of  $\mathcal{D}$  and from proposition 27 we have the upperbound.

Q.E.D.

## 7 On the experimental compression rate of the algorithm

In 2019, one of the authors implemented horizontal compression (HC) using Python2.7.15 and the GRAPHVIZ library to store and manipulate graphs. In his master dissertation, he implemented Natural Deduction proofs and **DLDS** in GRAPHVIZ. Some classes of formulas with huge proofs were submitted to the HC algorithm. We developed a program to generate purely implicational Natural Deduction proofs of non-hamiltonicity of graphs to have specimens submitted to the HC implementation. Fibonacci based Natural Deduction purely implicational formulas with exponential size were

compressed by the HC algorithm and compared to Huffman compression algorithm, one of the benchmarks in compression of strings. In 2019 we could not find a robust compression algorithm for proofs. Thus, we report here the comparison with a string-based algorithm in the case of Huffman compression. We show a qualitative comparison of a non-hamiltonicity proof of size almost  $3^3$  formulas with its HC compressed **DLDS** graph. We can see in figures 24 and 26. We know that a graph with three nodes is quite small. Its proof of non-hamiltonicity is a Natural Deduction proof with almost  $3^3$  formulas. Anything bigger cannot be shown for the sake of qualitative analysis.

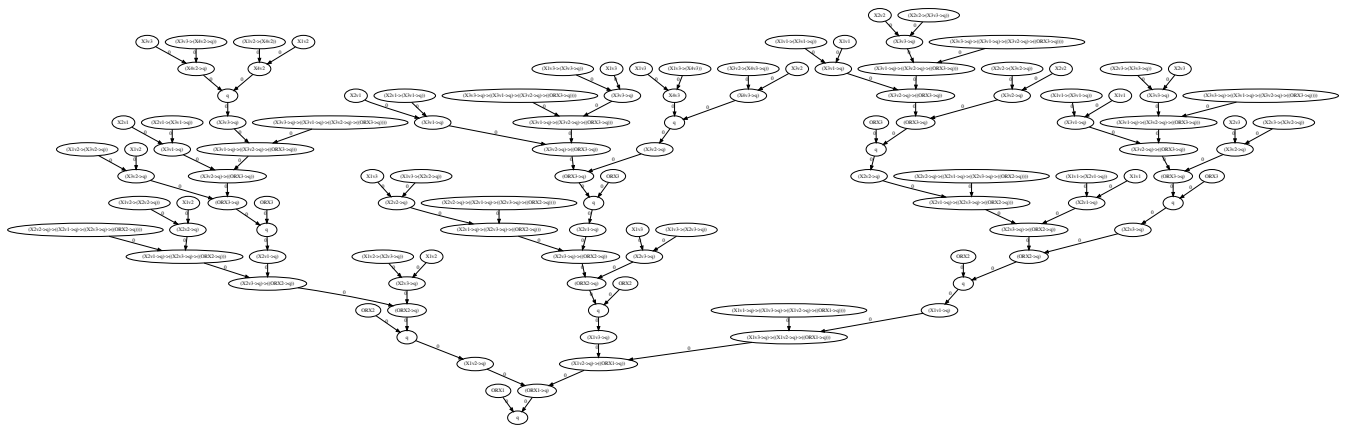


Figure 24: Natural Deduction brute force proof of non-hamiltonicity of the graph in figure 25

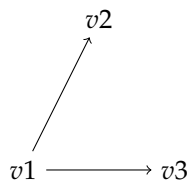


Figure 25: Graph G3

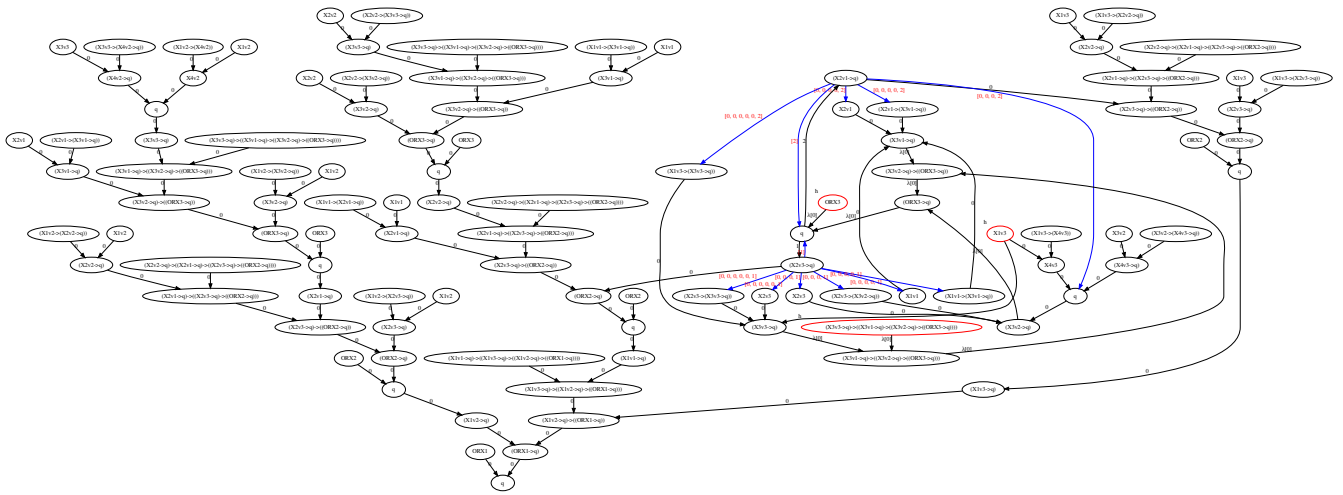
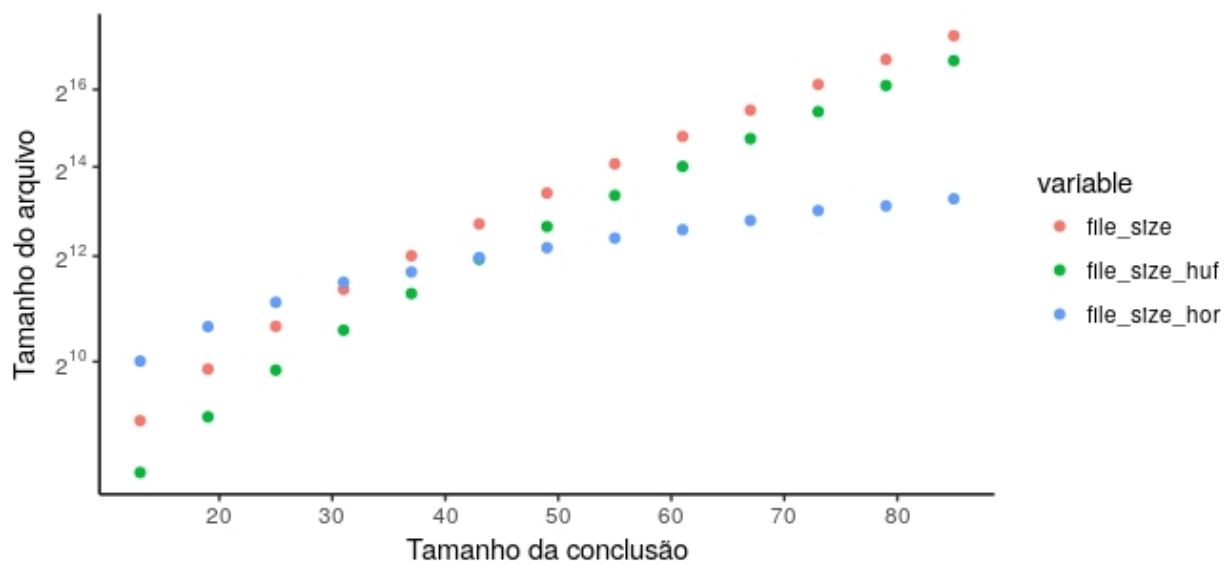


Figure 26: HC compressed non-hamiltonicity proof for the graph in figure 25

In the compressed proof shown in figure [refG3compressed](#), we can see only three collapse nodes, the red ones, which generated some ancestor edges, and the blue ones. In general, as big the proof is, as redundant it is, see [\[Hae22\]](#) and the HC algorithm works better. Figure 27 shows the comparison of the compression rate of the Huffman with the horizontal compression (HC) rate.



We can see in figure 27 how HC is better than Huffman when the proofs are bigger, and more redundant henceforth. In figure 28 we can effectively compare the compression rate between both algorithms.

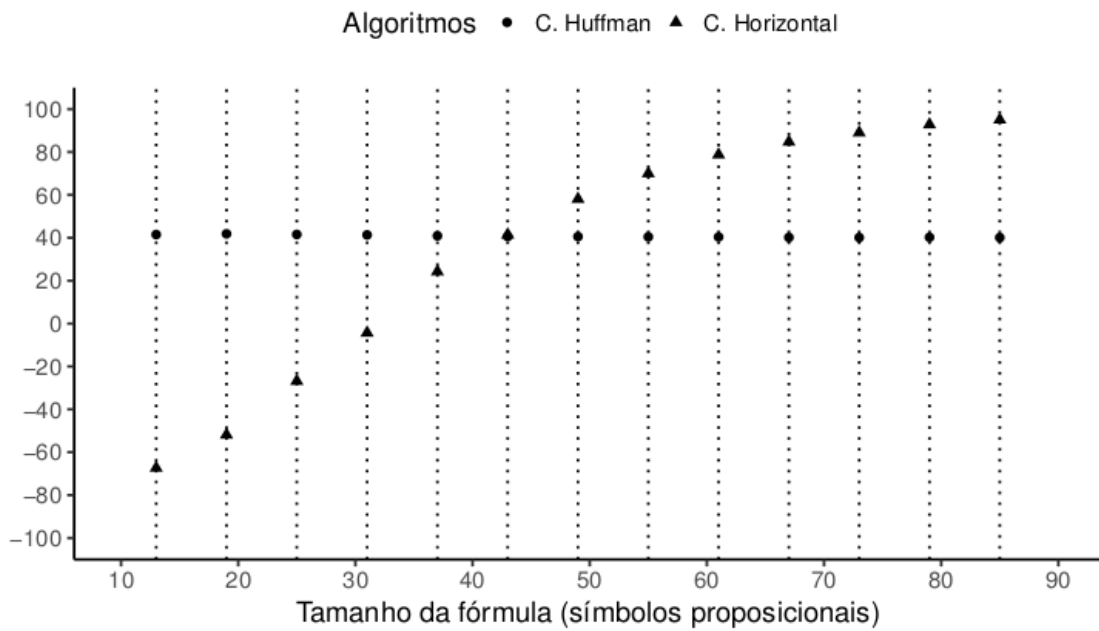


Figure 28: Compression rate comparison between Huffman and HC compression for big tautologies

Finally, in figure 29 we compare the time used by both algorithms for compressing the proofs of the class Fibonacci( $n$ ) that was used in this basic quantitative study.

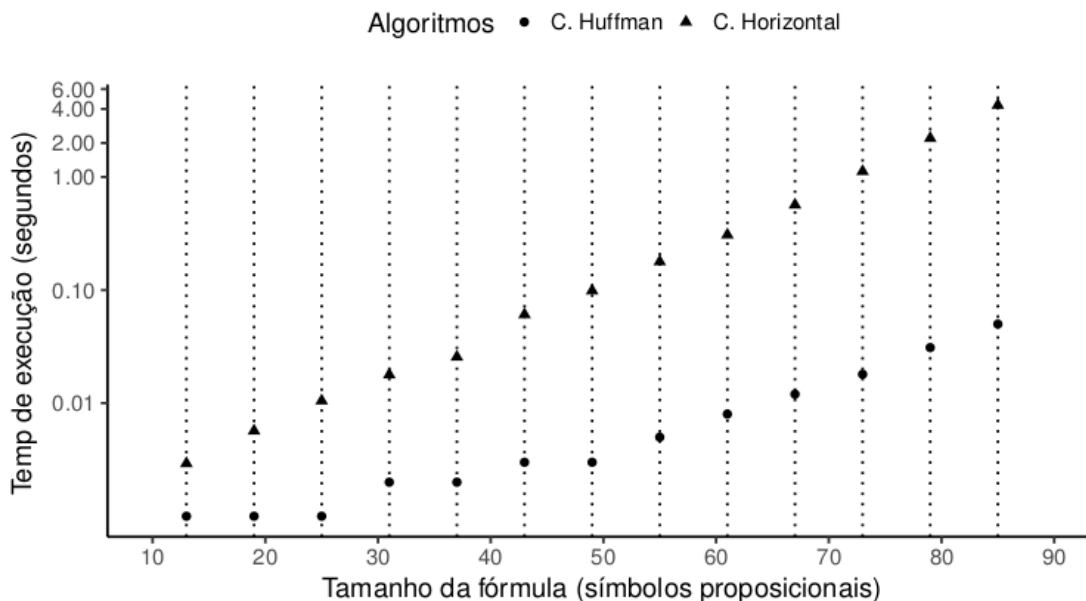


Figure 29: Comparison between Huffman and HC compression time for big tautologies of the class Fibonacci(n)

## 8 Conclusion and further research

We think we succeeded to a high degree in almost all of the contributions listed in the second paragraph of the introduction. One of the primary purposes of this report is to provide a comprehensive technical presentation of the Horizontal Compression method to compact propositional proofs in  $M_{\supset}$ . Using this report, other researchers or we can use a prover assistant to formalize the proof of soundness preservation, termination and even the polynomial upper bound. We think that maybe the last one because having traditional estimative techniques on data structures might not need formal proof. The experimental part lacks a comparison with Ziv-Lempel method. It will follow soon. We advocate that the compression of proofs and their corresponding efficient verification is a research goal *per se*. It can be taken independently from our theoretical proofs already published. Concerning them, we currently work to improve our arguments to have shorter and more intuitive ones. The fact that nowadays we are concerned with assisted proofs on the compression method shown here is already a research goal *per se*.

**Acknowledgments** This work arose in the context of term- and proof-compression research supported by the ANR/DFG projects HYPOTHESES and BEYOND LOGIC [DFG grants 275/16-1, 16-2, 17-1] and the CNPq project Proofs: Structure, Transformations and Semantics [grant 402429/2012-5]. The first author, Haeusler, wants to thank very much prof. Lew Gordeev, his co-author and co-responsible for many of the ideas in a first version of **HC** compression method on Natural Deduction proofs. Nowadays we intend to use the **HC** algorithm in a alternative proof, more concrete, way to prove what we proved in [GH20, GH22c, GH22b] and that we presented in Logic Colloquium 2021, see abstract in [GH22a]. We would like to thank L. C. Pereira and all colleagues in PUC-Rio for their contribution as well as P. Schroeder-Heister (EKUT) and M. R. F. Benevides (UFRJ) For their support of these projects. Special thanks go to S. Buss and R. Dyckhoff for their valuable

comments during the preparation of [GH19]. We thank Robinson Callou for accepting the challenge to formalize the results presented in this article in  $L\exists\forall N$ . One of the authors is grateful to Leonardo de Moura for the constant motivation to have the formalization of the **HC** compression in some ITP.

## References

- [CSH22] Robinson Callou, Jefferson Santos, and E. H. Haeusler. Towards a proof in lean about the horizontal compression of dag-like derivations in minimal purely implicational logic. In Pre-Proceedings of LSFA2022, 2022.
- [GH19] L. Gordeev and E. H. Haeusler. Proof compression and np versus pspace. Studia Logica, 107(1):55–83, 2019.
- [GH20] L. Gordeev and E. H. Haeusler. Proof compression and np versus pspace ii. Bulletin of the Section of Logic, 49(3):213–230, 2020.
- [GH22a] L. Gordeev and E. H. Haeusler. On proof theory in computational complexity. In Report on the Logic Colloquium 2021, 2022. The Logic Colloquium Proceedings of Abstracts is published as an article in [Mic22].
- [GH22b] L. Gordeev and E. H. Haeusler. On proof theory in computational complexity: overview, 2022.
- [GH22c] Lew Gordeev and Edward Hermann Haeusler. Proof Compression and NP Versus PSPACE II: Addendum. Bulletin of the Section of Logic, page 9 pp., Jan. 2022.
- [Hae22] Edward Hermann Haeusler. Exponentially huge natural deduction proofs are redundant: Preliminary results on  $m_{\supset}$ . FLAP, 9(1):287–326, 2022.
- [Hud93] J. Hudelmaier. An  $o(n \log n)$ -space decision procedure for intuitionistic propositional logic. Journal of Logic and Computation, 3:1–13, 1993.
- [Mic22] Adam Mickiewicz. Logic colloquium 21. The Bulletin of Symbolic Logic, 28(2):268–318, 2022.
- [Pra65] D. Prawitz. Natural deduction: A proof-theoretical study. Almqvist & Wiksell, 1965.

## A A polynomial time algorithm to verify validity of DLDS

In this section we present a (polynomial in time) algorithm to verify whether a **DLDS** is valid or not. In fact, the algorithm verifies whether its input, a **DLDS**, is a (partial sometimes) result of the compressing method shown in 4 when applied, even partially, to any valid **DLDS**. As a greedy tree-like derivation is a trivially valid **DLDS** by the soundness of Natural Deduction for  $M_{\supset}$ , the correctness of the algorithm follows. However, any discussion on correctness is postponed to section 5. The algorithms described below runs on an input of type **DLDS**, i.e., an element of  $\langle V, (E_D^i)_{i \in \mathcal{O}_\Gamma^0}, E_A, r, l, L, P \rangle$  as defined in definition 12, in the context of a set  $\Gamma$  of formulas and a (fixed) linear ordering  $\mathcal{O}_\Gamma^0$  on  $\Gamma$  having two additional ordinals 0 and  $\alpha$ . Typically,  $\Gamma$  is the set of subformulas of a purely implicational formula. The algorithm uses the type of **Flows**, namely,  $(\bigcup_{i \in \mathcal{O}_\Gamma^{0,\lambda}} E_D^i) \longrightarrow (\mathcal{O}_\Gamma^{0,\lambda} \longrightarrow \mathcal{B}(\mathcal{O}_S) \times (\mathcal{O}_\Gamma^{0,\lambda})^*)$  to take care of the propagation of dependency between levels of the underlying rooted graph of the **DLDS**. To facilitate the readability, we call **colors** to the type  $\mathcal{O}_\Gamma^{0,\lambda}$ , i.e., the type of **Flow** is denoted by  $(\bigcup_{i \in \text{colors}} E_D^i) \longrightarrow (\text{colors} \longrightarrow \mathcal{B}(\text{colors}) \times \text{colors}^*)$ .

The reader can observe that the algorithm below computes the function *Flow* from top downwards. Returning an error, if the *Flow* cannot be defined in some node of the **DLDS** or returns the dependency set of the root, that should be empty in order to the **DLDS** be valid.



---

**Algorithm 3** Verification that a DLDS  $\mathcal{D}$  is a valid derivation from  $\Delta \subseteq \Gamma$ 


---

**Precondition:**  $\mathcal{D} = \langle V, (E_D^i)_{i \in \mathcal{O}_\Gamma^0}, E_A, r, l, L, P \rangle$  and  $\Delta \subseteq \Gamma$ 
**Precondition:**  $\langle V, \bigcup_{i \in \mathcal{O}_\Gamma^{0,\lambda}} E_D^i \rangle$  with root  $r$ 
**Uses**  $S_1, S_2 : \text{Flow}$ 

```

1: CheckRootedDagLevel( $V, (E_D^i)_{i \in \mathcal{O}_\Gamma^{0,\lambda}}, E_A, r$ )
2:  $S_1 \leftarrow \emptyset$ 
3:  $S_2 \leftarrow \emptyset$ 
4: AddConclusionDummyEdge( $\langle r, \text{conc} \rangle; \mathcal{D}; L(\langle r, \text{conc} \rangle) = \bar{\Delta}$ )
5:  $Lev \leftarrow \text{height}(\mathcal{D})$ 
6: for  $ln = Lev$  downto 0 do
7:   for  $p$  at level  $ln$  do
8:     for  $c \in \text{colors}$  do
9:       try  $Premisses \leftarrow \text{Premiss}(S_1, p, c)$  end try
10:      catch (exception InvalidPremisses) end catch
11:      if  $\text{Hyp}(p)$  then
12:        if  $(c==0)$  then
13:          if  $Premisses == \emptyset$  then
14:             $S_2(0) \leftarrow (l(p), \epsilon)$ 
15:          else
16:            throw InvalidException("Vertex"  $p$  " as a regular (not related to  $\lambda$ -Edges) hypothesis cannot have incoming edges or premisses")
17:          else
18:            if  $Premisses == \emptyset$  then
19:              if  $\exists g \in E_A(\text{target}(g) = p)$  then
20:                for  $g \in \{g : \text{target}(g) = p\}$  do
21:                  try  $S(\text{hd}(P(g)) \leftarrow (l(p), \text{tail}(P(g))))$  end try catch (exception Invalidcolor/path) end
22:                catch
23:              end for
24:            else
25:               $S_2(c) \leftarrow \emptyset$ 
26:            else
27:               $S_2(c) \leftarrow \text{Update}(\text{Premiss}, p, c, S_1)$ 
28:            else
29:              if  $(c==0)$  then
30:                if  $Premisses == \emptyset$  then
31:                  throw InvalidException("Hypothesis should not have premisses")
32:                else
33:                   $S_2(c) \leftarrow \text{Update}(\text{Premiss}, p, c, S_1)$ 
34:                else
35:                  if  $Premisses == \emptyset$  then
36:                     $S_2(c) \leftarrow \emptyset$ 
37:                  else
38:                     $S_2(c) \leftarrow \text{Update}(\text{Premiss}, p, c, S_1)$ 
39:                  end if
40:                end if
41:              end if
42:            end if
43:          end for
44:        end if
45:      end for
46:    end for

```

---

**Algorithm 3** Verification that a DLDS  $\mathcal{D}$  is a valid derivation

---

```

39: for  $f \in out(p)$  do
40:   if  $color(f) == 0$  then
41:      $S_1(f)(0) \leftarrow S_2(0)$ 
42:   elseif  $color(f) > 0$  then
43:     if  $S_1(f)(color(f)) == \emptyset$  then
44:        $S_1(f)(color(f)) \leftarrow S_2(color(f))$ 
45:     else
46:       throw InvalidException(" $S_1$  already defined, should not pass by initial check of decorated rooted
dag")
47:   elseif  $color(f) == \lambda \wedge out(p) == 1$  then HERE HERE
48:     for  $c' \in colors$  do
49:        $S_1(f)(c') \leftarrow S_2(c')$ 
50:     end for
51:   else
52:     throw InvalidException("undefined color of edge or more than one  $\lambda$ -edge going out a vertex")
53:   end for
54:    $S_2 \leftarrow \emptyset$ 
55: end for
56: end for
57: Checking whether the assumption set for the conclusion of the derivation contains only the hypothesis (non-
discharged assumptions)
58: if  $S_1(\langle r, conc \rangle)(0) == (\Delta, \epsilon) \wedge \forall c (S_1(\langle r, conc \rangle)(c) == \emptyset)$  then
59:   print(" $\mathcal{D}$  is a valid derivation of  $l(r)$  from  $\Delta$ ")
60: else
61:   print(" $\mathcal{D}$  is NOT a valid derivation of  $l(r)$  from  $\Delta$ ")

```

---

The following algorithm is used as a procedural unit in algorithm A. As a matter of better readability we call *DedEdges* the set  $(\bigcup_{i \in colors-\lambda} E_D^i)$ , i.e., the set of deductive edges of any color, but  $\lambda$ .

---

**Algorithm 4** Retrieves premisses related to color  $c$  of a rule that has node  $p$  as conclusion

---

$Premiss(S, p, c)$

**Precondition:**  $\mathcal{D} = \langle V, (E_D^i)_{i \in \mathcal{O}_T^0}, E_A, r, l, L, P \rangle$  **Global**

**Precondition:**  $S : Flow, p \in V$  and  $c \in colors$

**Ensure:** A mapping  $F : colors^{-\lambda} \rightarrow (DedEdges)^2 \cup DedEdges$

```

1: if  $c > 0$  then
2:   if  $Suitable(\{f : (S(f)(c) \neq \perp) \wedge target(f) = p\}, p)$  then
3:      $Return(\langle c, \{f : (S(f)(c) \neq \perp) \wedge target(f) = p\} \rangle)$ 
4:   else
5:     throw InvalidException("incoming edges are not suitable premisses")
6:   elseif  $(c == 0)$  then
7:     if  $Hyp(p)$  then
8:       if  $\{f : (S(f)(c) \neq \perp) \wedge target(f) = p\} == \emptyset$  then
9:          $Return(\emptyset)$ 
10:      else
11:        throw InvalidException("A hypothesis has no premisses of color 0")
12:      else
13:        if  $\{f : (S(f)(c) \neq \perp) \wedge target(f) = p\} == \emptyset$  then
14:          throw InvalidException("Only hypothesis have empty set of premisses")
15:        else
16:           $Return(\langle c, \{f : (S(f)(c) \neq \perp) \wedge target(f) = p\} \rangle)$ 
17:      elseif  $c == \lambda$  then
18:         $F \leftarrow \emptyset$ 
19:        for  $co \in colors - \{\lambda\}$  do
20:           $F(co) \leftarrow \{f : (S(f)(co) \neq \perp) \wedge target(f) = p\}$ 
21:        end for
22:         $Return(F)$ 
23:      else
24:        throw InvalidException()

```

---

The following algorithm is used as a functional unit in algorithm A too. It returns the partial **Flow** associated to the color  $c$ , using the premisses  $Ps$  to update the **Flow**  $S$  resulting in the partial **Flow**. Verification of conformity (validity) of  $Ps$ ,  $S$  and the  $DLDS$  in the context (global data) is also performed.

---

**Algorithm 5** Given premisses  $Ps$ , a color  $c$  and a **Flow**  $S$  returning the partial flow defined on  $c$  obtained by updating the effect of the associated inference from the given data, including the case of  $\lambda$ -edge

---

*UpdatePartialFlow*( $Ps : \text{Premisses}, p : \text{node}, c : \text{color}, S : \text{Flow}$ )

**Precondition:**  $\mathcal{D} = \langle V, (E_D^i)_{i \in \mathcal{O}_T^0}, E_A, r, l, L, P \rangle$  **Global**

**Precondition:**  $S : \text{Flows}, p \in V$  and  $c \in \text{colors}, Ps \in \text{Set}(\text{DedEdges})$

**Ensure:** A pair  $F : \mathcal{B}(\mathcal{O}_S) \times (\mathcal{O}_T^{0,\lambda})^*$

```

1: if  $\exists!x((\text{source}(x) = p) \wedge x \in E_D^c \wedge c \neq \lambda)$  then
2:    $g \leftarrow ix((\text{source}(x) = p) \wedge x \in E_D^c \wedge c \neq \lambda)$ 
3:   if  $\text{card}(Ps) == 2$  then
4:     if  $Is - \supset -E(Ps, g, S)$  then
5:        $F(c) \leftarrow (\pi_1(S(\text{minor}(Ps))(c)) \oplus \pi_1(S(\text{major}(Ps))), \text{tail}(\pi_2(S(\text{minor}(Ps))(c))))$ 
6:     else
7:       throw InvalidException (“Wrong Application of  $\supset$ -E rule. Cannot Update Flow”)
8:   elseif  $\text{card}(Ps) == 1$  then
9:     if  $Is - \supset -I(Ps, g, S)$  then
10:       $F \leftarrow (\pi_1(S(\text{el}(Ps))(c)) - \text{Antecedent}(l(p)), \text{tail}(\pi_2(S(\text{el}(Ps))(c))))$ 
11:    else
12:      throw InvalidException (“Wrong Application of  $\supset$ -I rule. Cannot Update Flow”)
13:    else
14:      throw InvalidException (“Wrong Application of rule. Cannot Update Flow”)
15:   elseif  $\exists!x((\text{source}(x) = p) \wedge x \in E_D^\lambda)$  then
16:      $g \leftarrow ix((\text{source}(x) = p) \wedge x \in E_D^\lambda)$ 
17:     if  $\text{card}(Prem) == 2$  then
18:       if  $Is - \supset -E - \lambda(Prem, g, S)$  then
19:          $F \leftarrow (\pi_1(S(\text{minor}(Prem))(c)) \oplus \pi_1(S(\text{major}(Prem))), \text{tail}(\pi_2(S(\text{minor}(Prem))(c))))$ 
20:       else
21:         throw InvalidException (“Wrong Application of  $\supset$ -E rule. Cannot Update Flow”)
22:     elseif  $\text{card}(Prem) == 1$  then
23:       if  $Is - \supset -I - \lambda(Prem, g, S)$  then
24:          $F \leftarrow (\pi_1(S(\text{el}(Prem))(c)) - \text{Antecedent}(l(p)), \text{tail}(\pi_2(S(\text{el}(Prem))(c))))$ 
25:       else
26:         throw InvalidException (“Wrong Application of  $\supset$ -I rule. Cannot Update Flow”)
27:     else
28:       throw InvalidException (“Wrong Application of rule. Cannot Update Flow”)
29:   else
30:     throw InvalidException (“Wrong Application of rule. Cannot Update Flow”)

```

---

**Observation.** The following definitions are used in algorithm A;

- $el(\{e\}) = e$
- $Is- \supset -E(Ps, g, S) : EqStrings(l(source(minor(Ps))) \supset l(source(g)), l(source(major(Ps)))) \wedge (\pi_1(S(minor(Ps))(co)) \oplus \pi_1(S(major(Ps))(co)) == L(g)) \wedge \pi_2(S(major(Ps))(c0)) = \pi_2(S(minor(Ps))(co))$
- $Is- \supset -E - \lambda(Ps, g, S) : EqStrings(l(source(minor(Ps))) \supset l(source(g)), l(source(major(Ps)))) \wedge (\pi_2(S(major(Ps))(c0)) = \pi_2(S(minor(Ps))(co)))$
- $Is- \supset -I(Ps, g, S) : EqStrings(l(source(el(Ps))), Sucedent(l(source(g)))) \wedge (\pi_1(S(el(Ps))(co)) - Antecedent(l(source(g)))) == L(g)$
- $Is- \supset -I(Ps, g, S) : EqStrings(l(source(el(Ps))), Sucedent(l(source(g))))$

## B An example using the function *Flow*

Consider the portion of the (compressed) **DLDS**  $\mathcal{D}$  shown in figure 30. Note that the vertical positions of the nodes may have nothing to do with the usual downwards way of reading N.D. derivations. For example, the node labeled with “ $X2v1 - > q$ ”, in the highest vertical position in the figure, is the conclusion of an  $\supset$ -Intro rule that has the node labeled with  $q$  as premiss. Observe that  $q$  appears in a position below its conclusion. To illustrate the use of the function *Flow*, definition /refdef:Flow, we consider the node  $w$ , labeled with  $ORX3 - > q$ . We advice the reader that we only illustrate the definition of the function **Flow** in this appendix. The verification depends on the labeling function  $L$  that is not represented in the picture below due to a clearer visualization of the **DLDS**. The computer program that generates this example produces a messy graph if we show the labeling function  $L$ .

By definition 20, we have the following values for  $Flow(\mathcal{D}, w)$ , considering that the name of the nodes are displayed near each one of them in figura 30. With the sake of showing a cleaner explanation on this example, instead of using bitstrings for representing the dependency sets we use the informal and shorter set representation.

$$Flow(\mathcal{D}, w)(u_1) = \{(\{X2v1\}, 00002)\} \quad (1)$$

$$Flow(\mathcal{D}, w)(u_2) = \{(\{X2v1 \supset (X3v1 \supset q)\}, 00002)\} \quad (2)$$

$$Flow(\mathcal{D}, w)(u_6) = \{(\{X1v1 \supset (X3v1 \supset q)\}, 00001)\} \quad (3)$$

$$Flow(\mathcal{D}, w)(u_5) = \{(\{X1v1\}, 00001)\} \quad (4)$$

$$Flow(\mathcal{D}, w)(u_3) = \{(\{X1v1, X1v1 \supset (X3v1 \supset q)\}, 0001), (\{X2v1, X2v1 \supset (X3v1 \supset q)\}, 0002)\} \quad (5)$$

For each node  $u \in Pre(w)$ , each  $(\vec{b}, p) \in Flow(\mathcal{D}, w)(u)$  of type  $(\mathcal{O}_F^0)^* \times \mathcal{B}(\mathcal{O}_S)$  is such that,  $\vec{b}$  is or represents the dependency set that should label, using  $L$ , the unique deductive edge  $\langle u, v \rangle$  of color  $head(p)$  in  $\mathcal{D}$ . The function *Flow* recursively calculates this dependency set along the set of nodes that are in all deductive paths from the top nodes reaching to  $w$ . For example, in  $\mathcal{D}$ ,  $u_1$  is a top node labeled with  $X2v1$  and is target of an ancestor edge labeled with path 00002. This label, in a valid **DLDS**, is the relative address of the source of the ancestor edge, the node just above left  $u_1$  in figure 30, and labeled with  $X2v1 \supset q$ . Thus, the pair  $(\{X2v1\}, 00002)$  carries the information that the edge  $\langle u_1, u_3 \rangle$  of color  $0 = head(00002)$  is or should be labeled by  $L$  with the bitstring that represents  $\{X2v1\}$ . An important observation is that when the **DLDS** is a tree-like deduction,  $Flow(\mathcal{D}, w)(v) = \{(\vec{b}, \emptyset)\}$  for every  $w$  and  $v$  and  $\vec{b}$  the usual dependency set for tree-like deductions. However, when we have already

collapsed nodes, as it is the case of  $u_3$ , we have to create a consistent flow of information. Note that  $Flow(\mathcal{D}, w)(u_3)$ , above, is not a singleton, it has two elements, they are respectively related to each derivation that share the node  $u_3$  after the collapse. The pair  $(\{X1v1, X1v1 \supset (X3v1 \supset q)\}, 00001)$  has to do with the subderivation that has  $u_1$  and  $u_2$  as premisses and  $u_3$  as conclusion, and relative address going to the formula  $X2v1 \supset q$ , while the pair  $(\{X2v1, X2v1 \supset (X3v1 \supset q)\}, 00002)$  goes to  $X2v3 \supset q$  and has premisses in  $u_5$  and  $u_6$  and shared conclusion  $u_3$ . The set  $Flow(\mathcal{D}, w)(u_3)$  is, hence, a two-element set. The number of elements of  $Flow(\mathcal{D}, w)(v)$  reflects how many different ways of deducting  $v \in Pre(w)$  there are in  $\mathcal{D}$ .

**About the label  $\lambda$ .** We noted, in the above paragraph, that  $Flow(\mathcal{D}, w)(u_3)$  has two elements and hence is related with two different dependency sets, one is  $\{X1v1, X1v1 \supset (X3v1 \supset q)\}$  and the other is  $\{X2v1, X2v1 \supset (X3v1 \supset q)\}$ . In this case, the DLDS cannot have both as labels assigned by  $L$  to the edge  $\langle u_3, u_4 \rangle$ , we use the label  $\vec{\lambda}$  to indicate that the dependency set should be considered dynamically to be used downwards in a verification of validity. As a consequence, the DLDS validity conditions that involve the function  $Flow$ , item [CorrectRuleApp] in definition 21, has some validity verification cases related on the  $\lambda$ . We have to observe that the label  $\lambda[0]$  that appears in figure 30 labeling some edges is used as an aggregation of the labels  $\lambda$  and the 0. This is due only to a better visualization and has not to do with any technical or any other deeper meaning. The following values of  $Flow$  show the results in  $Pre(w)$ . Observe that the local validity of the rule, i.e., whether the node represents a valid  $\supset$  introduction or elimination rule is verified by the  $Flow$  function. In the case that the rule is not correctly applied the function  $Flow$  is not well-defined.

$$Flow(\mathcal{D}, w)(d_{10}) = \{(\{X2v3 \supset (X3v3 \supset q)\}, 000001)\} \quad (6)$$

$$Flow(\mathcal{D}, w)(d_{11}) = \{(\{X2v3\}, 000001)\} \quad (7)$$

$$Flow(\mathcal{D}, w)(d_9) = \{(\{X1v3 \supset (X3v3 \supset q)\}, 000002)\} \quad (8)$$

$$Flow(\mathcal{D}, w)(d_7) = \{(\{X1v3\}, \emptyset)\} \quad (9)$$

$$Flow(\mathcal{D}, w)(d_8) = \{(\{X1v3, X1v3 \supset (X3v3 \supset q)\}, 00002), (\{X2v3, X2v3 \supset (X3v3 \supset q)\}, 00001)\} \quad (10)$$

$$Flow(\mathcal{D}, w)(d_{12}) = \{(\{((X3v3 \supset q) \supset ((X3v1 \supset q) \supset ((X3v2 \supset q) \supset ((ORX3 \supset q))))\}, \emptyset)\} \quad (11)$$

$$\begin{aligned} Flow(\mathcal{D}, w)(u_8) = & \{(\{X1v3, X1v3 \supset (X3v3 \supset q), \\ & (X3v3 \supset q) \supset ((X3v1 \supset q) \supset ((X3v2 \supset q) \supset ((ORX3 \supset q))))\}, 0002), \\ & (\{X2v3, X2v3 \supset (X3v3 \supset q), \\ & (X3v3 \supset q) \supset ((X3v1 \supset q) \supset ((X3v2 \supset q) \supset ((ORX3 \supset q))))\}, 0001)\} \quad (12) \end{aligned}$$

$$\begin{aligned} Flow(\mathcal{D}, w)(u_4) = & \{(\{X2v1, X2v1 \supset (X3v1 \supset q), X1v3, X1v3 \supset (X3v3 \supset q), \\ & (X3v3 \supset q) \supset ((X3v1 \supset q) \supset ((X3v2 \supset q) \supset ((ORX3 \supset q))))\}, 002), \\ & (\{X1v1, X1v1 \supset (X3v1 \supset q), \\ & X2v3, X2v3 \supset (X3v3 \supset q), \\ & (X3v3 \supset q) \supset ((X3v1 \supset q) \supset ((X3v2 \supset q) \supset ((ORX3 \supset q))))\}, 001) \\ & \} \quad (13) \end{aligned}$$

The value returned by  $Flow(\mathcal{D}, w)(u_4)$ , in line 13, represents two different deductions of  $ORX3 \supset q$ . In the sequel, each deduction is associated to its respective place in the original (uncompressed)

Natural Deduction derivation, by following the paths , here 001 and 002. The first is a deduction of  $X2v3 \supset q$  and the second is a deduction of  $X2v1 \supset q$ . The node labeled with  $q$  is from where the mentioned paths diverge to each respective conclusion.

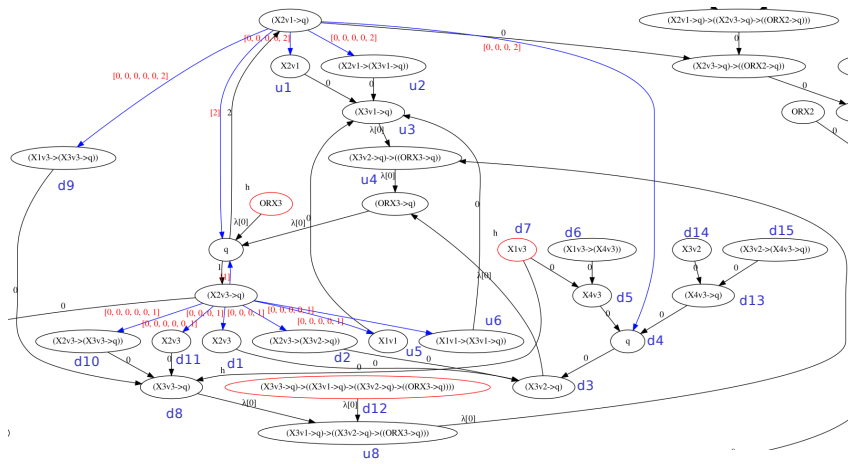


Figure 30: Part of the compressed DLDS from figure 25 used in the explanation of *unfold*