

case, each non-crossing spanning tree) and an edge for each reconfiguration step. The problems are: (1) connectivity of the reconfiguration graph—is reconfiguration always possible? (2) diameter of the reconfiguration graph—how many flips are needed for reconfiguration in the worst case? and (3) distance in the reconfiguration graph—what is the complexity of finding the minimum number of flips to reconfigure between two given configurations?

For reconfiguration of non-crossing spanning trees, Avis and Fukuda [10, Section 3.7] proved that reconfiguration is always possible, and that at most $2n - 4$ flips are needed. Hernando et al. [20] proved a lower bound of $1.5n - 5$ flips. Even for the special case of points in convex position, there are no better upper or lower bounds known.

Our two main results make some progress in reducing the diameter upper bounds.

(1) For points in general position, we give a reconfiguration algorithm that uses at most $2n - 3$ flips but reduces that to $1.5n - 2$ flips in two cases: (1) when the points are in convex position and one tree is a path; (2) for general point sets when one tree is a monotone path. The algorithm first flips one tree to a downward tree (with each vertex connected to a unique higher vertex) and the other tree to an upward tree (defined symmetrically) using $n - 2$ flips—this is where we save when one tree is a path. After that, we give an algorithm to flip from a downward tree T_D to an upward tree T_U using at most $n - 1$ “perfect” flips each of which removes an edge of T_D and adds an edge of T_U . The algorithm is simple to describe, but proving that intermediate trees remain non-crossing is non-trivial. We also show that $1.5n - 5$ flips may be required, even in the two special cases. See Section 2.

(2) For points in convex position, we improve the upper bound on the number of required flips to $2d - \Omega(\log d)$ where d is half the size of the symmetric difference between the trees. So d flips are needed in any flip sequence, and $2d$ is an upper bound. The idea is to find an edge e of one tree that is crossed by at most (roughly) $d/2$ edges of the other tree, flip all but one of the crossing edges temporarily to the convex hull (this will end up costing 2 flips per edge), and then flip the last crossing edge to e . Repeating this saves us one flip, compared to the $2d$ bound, for each of the (roughly) $\log d$ repetitions. See Section 3.

Notably, neither of our algorithms uses the common—but perhaps limited—technique of observing that the diameter is at most twice the radius, and bounding the radius of the reconfiguration graph by identifying a “canonical” configuration that every other configuration can be flipped to. Rather, our algorithms find reconfiguration sequences tailored to the specific input trees.

In hopes of making further progress on the diameter and distance problems, we address the question of *which* edges need to be involved in a minimum flip sequence from an initial non-crossing spanning tree T_I to a final non-crossing spanning tree T_F . We say that the edges of $T_I \cap T_F$ are **happy** edges, and we formulate the **Happy Edge Conjecture** that for points in convex position, there is a minimum flip sequence that never flips happy edges. We prove the conjecture for happy convex hull edges. See Section 4. More generally, we say that a reconfiguration problem has the “happy element property” if elements that are common to the initial and final configurations can remain fixed in a minimum flip sequence. Reconfiguration problems that satisfy the happy element property seem easier. For example, the happy element property holds for reconfiguring spanning trees in a graph (and indeed for matroids more generally), and the distance problem is easy. On the other hand, the happy element property fails for reconfiguring triangulations of a point set in the plane, and for the problem of *token swapping* on a tree [12], and in both cases, this is the key to constructing gadgets to prove that the distance problem is NP-hard [26, 31, 4]. As an aside, we note that for reconfiguring triangulations of a set of points in convex position—where

the distance problem is the famous open question of rotation distance in binary trees—the happy element property holds [35], which may be why no one has managed to prove that the distance problem is NP-hard.

Finally, we implemented a combinatorial search program to compute the diameter (maximum reconfiguration distance between two trees) and radius of the reconfiguration graph for points in convex position. For $6 \leq n \leq 12$ the diameter is $\lfloor 1.5n - 4 \rfloor$ and the radius is $n - 2$. In addition we provide the same information for the special case when the initial and final trees are non-crossing spanning paths, though intermediate configurations may be more general trees. We also verify the Happy Edge Conjecture for $n \leq 10$ points in convex position. See Section 5.

1.1 Background and Related Results

Reconfiguration is about changing one structure to another, either through continuous motion or through discrete changes. In mathematics, the topic has a vast and deep history, for example in knot theory, and the study of bounds on the simplex method for linear programming. Recently, reconfiguration via discrete steps has become a focused research area, see the surveys by van den Heuvel [36] and Nishimura [29]. Examples include sorting a list by swapping pairs of adjacent elements, solving a Rubik’s cube, or changing one colouring of a graph to another. With discrete reconfiguration steps, the reconfiguration graph is well-defined. Besides questions of diameter and distance in the reconfiguration graph, there is also research on enumeration via a Hamiltonian cycle in the reconfiguration graph, see the recent survey [27], and on mixing properties to find random configurations, see [33].

Our work is about reconfiguring one graph to another. Various reconfiguration steps have been considered, for example exchanging one vertex for another (for reconfiguration of paths [14], independent sets [23, 11], etc.), or exchanging multiple edges (for reconfiguration of matchings [13]). However, we concentrate on elementary steps (often called *edge flips*) that exchange one edge for one other edge. A main example of this is reconfiguring one spanning tree of a graph to another, which can always be accomplished by “perfect” flips that add an edge of the final tree and delete an edge of the initial tree—more generally, such a perfect exchange sequence is possible when reconfiguring bases of a matroid.

Our focus is on geometric graphs whose vertices are points in the plane and whose edges are non-crossing line segments between the points. In this setting, one well-studied problem is reconfiguring between triangulations of a point set in the plane, see the survey by Bose and Hurtado [15]. Here, a flip replaces an edge in a convex quadrilateral by the other diagonal of the quadrilateral. For the special case of n points in convex position this is equivalent to rotation of an edge in a given (abstract) rooted binary tree, which is of interest in the study of splay trees, and the study of phylogenetic trees in computational biology. While an upper bound for the reconfiguration distance of $2n - 10$ is known to be tight for $n > 12$ [32, 35], the complexity of computing the shortest distance between two triangulations of a convex point set (equivalently between two given binary trees) is still unknown. See [6, 26, 31] for related hardness results for the flip-distance of triangulations of point sets and simple polygons.

Another well-studied problem for geometric graphs is reconfiguration of non-crossing perfect matchings. Here a flip typically exchanges matching and non-matching edges in non-crossing cycles, and there are results for a single cycle of unbounded length [21], and for multiple cycles [3, 34]. For points in convex position, the flip operation on a single cycle of length 4 suffices to connect the reconfiguration graph [19], but this is open for general point sets. For a more general flip operation

that connects any two disjoint matchings whose union is non-crossing, the reconfiguration graph is connected for points in convex position [1] (and, notably, the diameter is less than twice the radius), but connectivity is open for general point sets [3, 22].

The specific geometric graphs we study are non-crossing (or “plane”) spanning trees of a set of points in the plane. For points in convex position, these have been explored for enumeration [30], and for a duality with quadrangulations and consequent lattice properties, e.g., see [9] and related literature.

For non-crossing spanning trees of a general point set in the plane, there are several basic reconfiguration operations that can be used to transform these trees into each other. The one we use in this work is the simple *edge exchange* of an edge e by an edge e' as described above. If we require that e and e' do not cross, then this operation is called a *compatible edge exchange*. Even more restricted is an *edge rotation*, where $e = uv$ and $e' = uw$ share a common vertex u . If the triangle u, v, w is not intersected by an edge of the two involved trees, then this is called an *empty triangle edge rotation*. The most restricted operation is the *edge slide* (see also Section 4.3) where the edge vw has to exist in both trees. The name comes from viewing this transformation as sliding one end of the edge e along vw to e' (and rotating the other end around u) and at no time crossing through any other edge of the trees. For an overview and detailed comparison of the described operations see Nichols et al. [28].

It has been shown that the reconfiguration graph of non-crossing spanning trees is even connected for the “as-local-as-possible” edge slide operation [2]. See also [7] where a tight bound of $\Theta(n^2)$ steps for the diameter is shown. This implies that also for the other reconfiguration operations the flip graph is connected. For edge exchange, compatible edge exchange, and edge rotation a linear upper bound for the diameter is known [10], while for empty triangle edge rotations an upper bound of $O(n \log n)$ has been shown recently [28]. For all operations (except edge slides) the best known lower bound is $1.5n - 5$ [20].

There are several variants for the reconfiguration of spanning trees. For example, the operations can be performed in parallel, that is, as long as the exchanges (slides etc) do not interfere with each other, they can be done in one step; see [28] for an overview of results. In a similar direction of a more global operation we can say that two non-crossing spanning trees are compatible, if their union is still crossing free. A single reconfiguration step then transforms one such tree into the other. A lower bound of $\Omega(\log n / \log \log n)$ [16] and an upper bound of $O(\log n)$ [2] for the diameter of this reconfiguration graph has been shown.

Another variation is that the edges are labeled (independent of the vertex labels), and if an edge is exchanged the replacement edge takes that label. In this way two geometrically identical trees can have a rather large transformation distance. For labeled triangulations there is a good characterization of when reconfiguration is possible, and a polynomial bound on the number of steps required [25].

The reconfiguration of non-crossing spanning paths (where each intermediate configuration must be a path) has also been considered. For points in convex position, the diameter of the reconfiguration graph is $2n - 6$ for $n \geq 5$ [8, 17]. Surprisingly, up to now it remains an open problem if the reconfiguration graph of non-crossing spanning paths is connected for general point sets [5].

1.2 Definitions and Terminology

Let P be a set of n points in *general position*, meaning that no three points are collinear. The points of P are in *convex position* if the boundary of the convex hull of P contains all the points of P . An *edge* is a line segment joining two points of P , and a *spanning tree* T of P is a set of $n - 1$ edges that form a tree. Two edges *cross* if they intersect but do not share a common endpoint. A *non-crossing spanning tree* is a spanning tree such that no two of its edges cross. When we write “two non-crossing spanning trees,” we mean that each tree is non-crossing but we allow edges of one tree to cross edges of the other tree.

We sometimes consider the special case where a non-crossing spanning tree of P is a path. A path is *monotone* if there is a direction in the plane such that the order of points along the path matches the order of points in that direction.

For a spanning tree of a graph, a *flip* removes one edge and adds one new edge to obtain a new spanning tree, i.e., spanning trees T and T' are related by a flip if $T' = T \setminus \{e\} \cup \{e'\}$, where $e \in T$ and $e' \notin T$. The same definition applies to non-crossing spanning trees: If T is a non-crossing spanning tree of P , and $T' = T \setminus \{e\} \cup \{e'\}$ is a non-crossing spanning tree of P , then we say that T and T' are related by a *flip*. We allow e and e' to cross.

Let T_I and T_F be initial and final non-crossing spanning trees of P . A *flip sequence* from T_I to T_F is a sequence of flips that starts with T_I and ends with T_F and such that each intermediate tree is a non-crossing spanning tree. We say that T_I can be reconfigured to T_F *using k flips* (or “in k steps”) if there is a reconfiguration sequence of length at most k . The *flip distance* from T_I to T_F is the minimum length of a flip sequence.

The edges of $T_I \cap T_F$ are called *happy* edges. Thus, $T_I \cup T_F$ consists of the happy edges together with the symmetric difference $(T_I \setminus T_F) \cup (T_F \setminus T_I)$. We have $|T_I \setminus T_F| = |T_F \setminus T_I|$. A flip sequence of length $|T_I \setminus T_F|$ is called a *perfect flip sequence*. In a perfect flip sequence, every flip removes an edge of T_I and adds an edge of T_F —these are called *perfect flips*.

2 A two-phase reconfiguration approach

In this section we give a new algorithm to reconfigure between two non-crossing spanning trees on n points using at most $2n - 3$ flips. This is basically the same as the upper bound of $2n - 4$ originally achieved by Avis and Fukuda [10], but the advantage of our new algorithm is that it gives a bound of $1.5n - 2$ flips when one tree is a path and either: (1) the path is monotone; or (2) the points are in convex position. Furthermore, for these two cases, we show a lower bound of $1.5n - 5$ flips, so the bounds are tight up to the additive constant.

Before proceeding, we mention one way in which our upper bound result differs from some other reconfiguration bounds. Many of those bounds (i.e., upper bounds on the diameter d of the reconfiguration graph) are actually bounds on the *radius* r of the reconfiguration graph. The idea is to identify a “canonical” configuration and prove that its distance to any other configuration is at most r , thus proving that the diameter d is at most $2r$. For example, Avis and Fukuda’s $2n$ bound is achieved via a canonical star centered at a convex hull point. As another example, the bound of $O(n^2)$ flips between triangulations of a point set can be proved using the Delaunay triangulation as a canonical configuration, and the bound of $2n$ flips for the special case of points in convex position uses a canonical star triangulation [35]. For some reconfiguration graphs d is equal to $2r$ (e.g., for the Rubik’s cube, because of the underlying permutation group). However, in general, d can be less than $2r$, in which case, using a canonical configuration will not give the best diameter bound.

Indeed, our result does not use a canonical configuration, and we do not bound the radius of the reconfiguration graph.

Our algorithm has two phases. In the first phase, we reconfigure the input trees in a total of at most $n - 2$ flips so that one is “upward” and one is “downward” (this is where we save if one tree is a path). In the second phase we show that an upward tree can be reconfigured to a downward tree in $n - 1$ flips. We begin by defining these terms.

Let P be a set of n points in general position. Order the points v_1, \dots, v_n by increasing y -coordinate (if necessary, we slightly perturb the point set to ensure that no two y -coordinates are identical). Let T be a non-crossing spanning tree of P . Imagining the edges as directed upward, we call a vertex v_i a **sink** if there are no edges in T connecting v_i to a higher vertex $v_j, j > i$, and we call v_i a **source** if there are no edges connecting v_i to a lower vertex $v_k, k < i$. We call T a **downward tree** if it has only one sink (which must then be v_n) and we call T an **upward tree** if it has only one source (which must then be v_1). Observe that in a downward tree every vertex except v_n has exactly one edge connected to a higher vertex, and in an upward tree every vertex except v_1 has exactly one edge connected to a lower vertex.

2.1 Phase 1: Reconfiguring to upward/downward trees

We first bound the number of flips needed to reconfigure a single tree T to be upward or downward. If a tree has t sinks, then we need at least $t - 1$ flips to reconfigure it to a downward tree—we show that $t - 1$ flips suffice. Note that t is at most $n - 1$ since v_1 cannot be a sink (this bound is realized by a star at v_1).

Theorem 1. *Let T be a non-crossing spanning tree with s sources and t sinks. T can be reconfigured to a downward tree with $t - 1 \leq n - 2$ flips. T can be reconfigured to an upward tree with $s - 1 \leq n - 2$ flips. Furthermore, these reconfiguration sequences do not flip any edge of the form $v_i v_{i+1}$ where $1 \leq i < n$.*

Proof. We give the proof for a downward tree, since the other case is symmetric. The proof is by induction on t . In the base case, $t = 1$ and the tree is downward and so no flips are needed. Otherwise, let $v_i, 1 < i < n$ be a sink. The plan is to decrease t by adding an edge going upward from v_i and removing some edge $v_k v_l, k < l$ from the resulting cycle while ensuring that v_k does not become a sink.

If there is an edge $v_i v_j$ that does not cross any edge of T , we say that v_i sees v_j . We argue that v_i sees some vertex v_j with $j > i$. If v_i sees v_n , then choose $j = n$. Otherwise the upward ray directed from v_i to v_n hits some edge e before it reaches v_n . Continuously rotate the ray around v_i towards the higher endpoint of e until the ray reaches the endpoint or is blocked by some other vertex. In either case this gives us a vertex v_j visible from v_i and higher than v_i . For example, in Figure 1, the sink v_5 sees v_7 .

Adding the edge $v_i v_j$ to T creates a cycle. Let v_k be the lowest vertex in the cycle. Then v_k has two upward edges, and in particular, $k < i$. Remove the edge $v_k v_l$ that goes higher up. Then v_k does not become a sink, and furthermore, if the edge $v_k v_{k+1}$ is in T , then we do not remove it. \square

Since no vertex is both a sink and a source, any tree has $s + t \leq n$, which yields the following result that will be useful later on when we reconfigure between a path and a tree.

Corollary 2. *Let T be a non-crossing spanning tree. Then either T can be reconfigured to a downward tree in $0.5n - 1$ flips or T can be reconfigured to an upward tree in $0.5n - 1$ flips.*

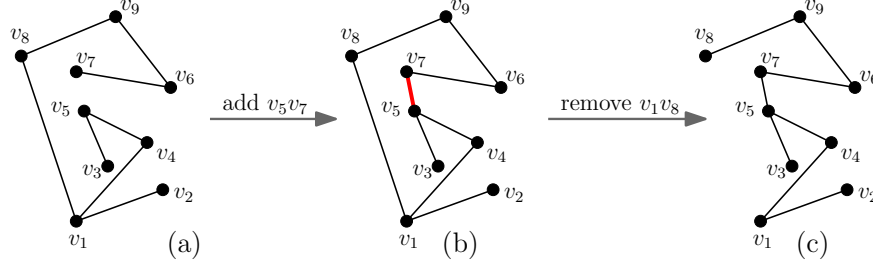


Figure 1: A flip that removes v_5 from the set of sinks.

Furthermore, these reconfiguration sequences do not flip any edge of the form $v_i v_{i+1}$ where $1 \leq i < n$.

We next bound the number of flips needed to reconfigure two given trees into **opposite trees**, meaning that one tree is upward and one is downward. By Theorem 1, we can easily do this in at most $2n - 4$ flips (using $n - 2$ flips to reconfigure each tree independently). We now show that $n - 2$ flips suffice to reconfigure the two trees into opposite trees.

Theorem 3. *Given two non-crossing spanning trees on the same point set, we can flip them into opposite trees in at most $n - 2$ flips.*

Proof. Let the trees be T_1 and T_2 , and let s_i and t_i be the number of sources and sinks of T_i , for $i = 1, 2$. Since $s_i + t_i \leq n$, we have $s_1 + t_1 + s_2 + t_2 \leq 2n$. This implies that $s_1 + t_2 \leq n$ or $t_1 + s_2 \leq n$. In the former case use Theorem 1 to flip T_1 upward and T_2 downward in $s_1 - 1 + t_2 - 1 \leq n - 2$ flips; otherwise flip T_1 downward and T_2 upward in $t_1 - 1 + s_2 - 1 \leq n - 2$ flips. \square

2.2 Phase 2: Reconfiguring an upward tree into a downward tree

In this section we show how to reconfigure from an initial downward tree T_I to a final upward tree T_F on a general point set using only perfect flips. Thus the total number of flips will be $|T_I \setminus T_F|$. The sequence of flips is simple to describe, and it will be obvious that each flip yields a spanning tree. What needs proving is that each intermediate tree is non-crossing. To simplify the description of the algorithm, imagine T_I colored red and T_F colored blue. Refer to Figure 2. Recall that v_1, \dots, v_n is the ordering of the points by increasing y -coordinate. Define b_i to be the (unique) blue edge in T_F going down from v_i , $i = 2, \dots, n$. An **unhappy** edge is an edge of $T_I \setminus T_F$, i.e., it is red but not blue.

Reconfiguration algorithm. Let $T_1 = T_I$. For $i = 2, \dots, n$ we create a tree T_i that contains b_2, \dots, b_i and all the happy edges. If b_i is happy, then b_i is already in the current tree and we simply set $T_i := T_{i-1}$. Otherwise, consider the cycle formed by adding b_i to T_{i-1} and, in this cycle, let r_i be the unhappy red edge with the lowest bottom endpoint. Note that r_i exists, otherwise all edges in the cycle would be blue. Set $T_i := T_{i-1} \cup \{b_i\} \setminus \{r_i\}$.

This reconfiguration algorithm, applied to the trees T_I and T_F from Figure 2, is depicted in Figure 3.

Theorem 4. *Given a red downward tree T_I and a blue upward tree T_F on a general point set, the reconfiguration algorithm described above flips T_I to T_F using $|T_I \setminus T_F|$ perfect flips.*

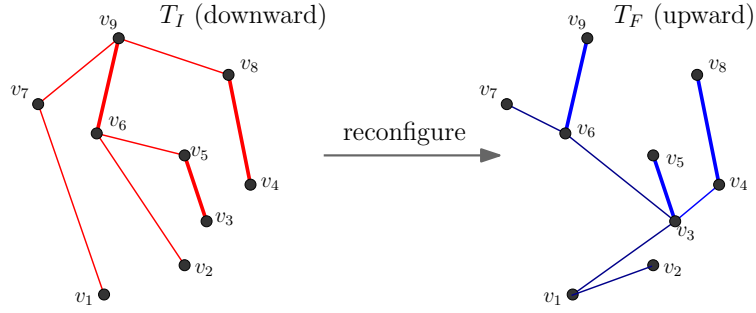


Figure 2: Reconfiguring opposite trees T_I to T_F with happy edges marked in thick lines.

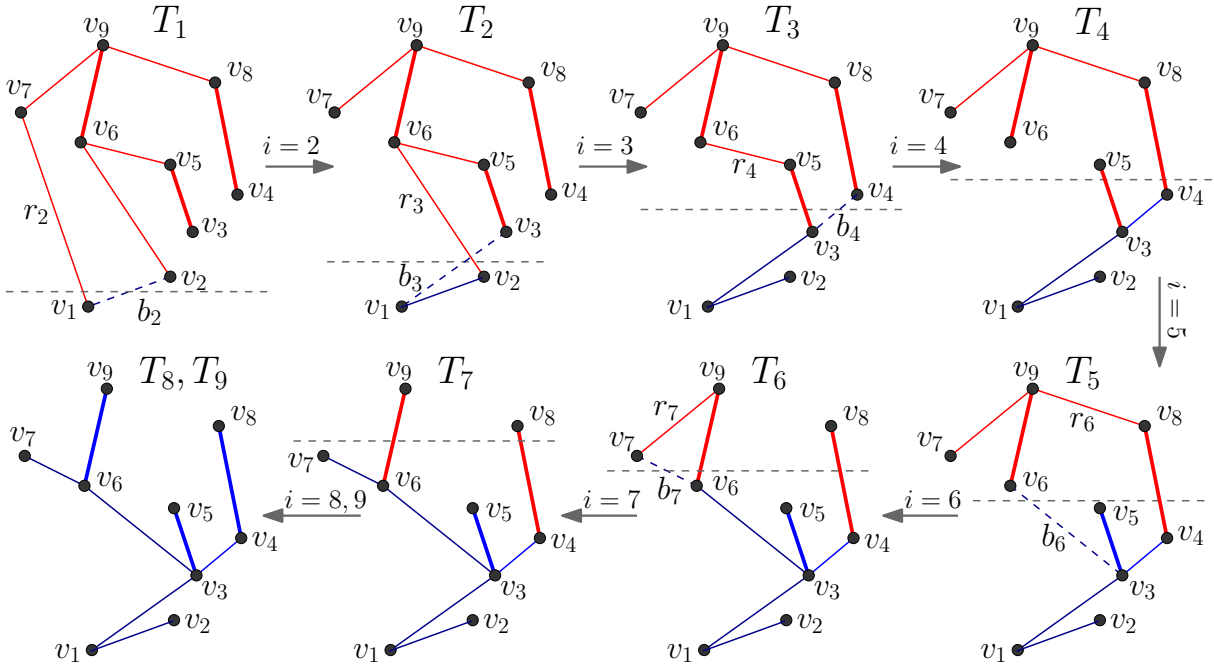


Figure 3: Phase 2: Reconfiguring downward tree T_1 into upward tree T_9 . The dashed horizontal line separates B_i (below, and drawn with blue edges) from R_i (above). Happy edges are drawn thick. T_1 has unhappy connector-edge r_2 . T_2 has the unhappy connector-edge r_3 crossing b_3 . T_4 , T_6 and T_7 have two happy connector-edges each.

Proof. It is clear that each T_i is a spanning tree, and that each flip is perfect, so the number of flips is $|T_I \setminus T_F|$. In particular, a happy edge is never removed, so T_i contains all happy edges. We must show that each T_i is non-crossing. By induction, it suffices to show that if step $i \geq 2$ adds edge b_i and removes edge r_i , then b_i does not cross any edge of T_{i-1} except possibly r_i . We examine the structure of T_{i-1} .

Let B_{i-1} be the subtree with edges b_2, \dots, b_{i-1} . Note that B_{i-1} is connected. By construction, T_{i-1} contains B_{i-1} and all the other edges of T_{i-1} are red. Let R_{i-1} consist of vertices v_i, \dots, v_n and the edges of T_{i-1} induced on those vertices. The edges of R_{i-1} are red, and R_{i-1} consists of some connected components (possibly isolated vertices). In T_{i-1} each component of R_{i-1} has exactly one red **connector**-edge joining it to B_{i-1} . Thus T_{i-1} consists of B_{i-1} , R_{i-1} , and the connector-edges for the components of R_{i-1} .

Now consider the flip performed to create T_i by adding edge b_i and removing edge r_i . Since b_i is a blue edge, it cannot cross any edge of B_{i-1} . Since b_i 's topmost vertex is v_i , b_i cannot cross any edge of R_{i-1} . Furthermore, b_i cannot cross a happy edge. Thus the only remaining possibility is for b_i to cross an unhappy connector-edge.

We will prove:

Claim 5. *If R_{i-1} is disconnected, then all connector-edges are happy.*

Assuming the claim, we only need to show that b_i is non-crossing when R_{i-1} is connected. Then there is only one connector-edge r joining R_{i-1} to B_{i-1} . If r is happy, then b_i cannot cross it. So assume that r is unhappy. Refer to Figure 4(a). Now, the cycle γ in $T_{i-1} \cup \{b_i\}$ contains r , since b_i and r are the only edges between R_{i-1} and B_{i-1} . Of the red edges in γ , r is the one with the lowest bottom endpoint. This implies that r is chosen as r_i , and removed. Therefore b_i does not cross any edges of T_i , so T_i is non-crossing.

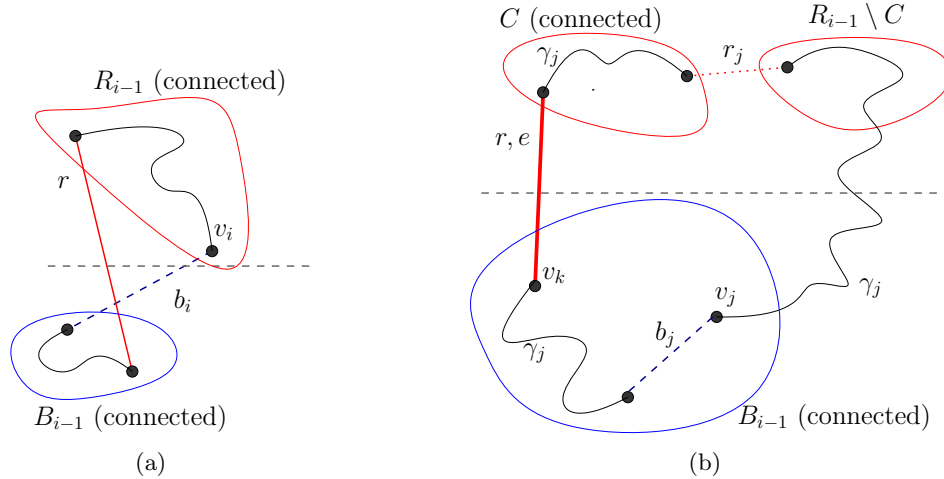


Figure 4: For the proof of Theorem 10: (a) when R_{i-1} is connected; (b) for the proof of Claim 5.

It remains to prove the claim. Let C be a connected component of R_{i-1} , and let r be its connector-edge. Refer to Figure 4(b). We must prove that r is happy. In the initial red tree T_I , the vertices v_i, \dots, v_n induce a connected subtree, so C and $R_{i-1} \setminus C$ were once connected. Suppose they first became disconnected by the removal of red edge r_j in step j of the algorithm, for some

$j < i$. Consider the blue edge b_j that was added in step j of the algorithm, and the cycle γ_j in $T_{j-1} \cup \{b_j\}$. Now γ_j must contain another edge, call it e , with one endpoint in C and one endpoint, v_k , not in C . Note that e is red since it has an endpoint in C , and note that v_k is not in $R_{i-1} \setminus C$ otherwise C and $R_{i-1} \setminus C$ would not be disconnected after the removal of r_j . Therefore v_k must lie in B_{i-1} , i.e., $k \leq i - 1$. If e is unhappy, then in step j the algorithm would prefer to remove e instead of r_j since e is a red edge in γ_j with a lower bottom endpoint. So e is happy, which means that the algorithm never removes it, and it is contained in T_{i-1} . Therefore e must be equal to r , the unique connector-edge in T_{i-1} between C and B_{i-1} . Therefore r is happy. \square

2.3 Two-phase reconfiguration algorithm

We can now combine the results of Sections 2.1 and 2.2 to develop a new two-phase reconfiguration algorithm between two non-crossing spanning trees T_I and T_F :

1. In the first phase we reconfigure T_I into T'_I and T_F into T'_F such that T'_I and T'_F are opposite trees (one upward and one downward), using Theorem 3.
2. In the second phase we reconfigure T'_I into T'_F using only perfect flips, as given by Theorem 4. (Note, however, that the happy edges in T'_I and T'_F may differ from the ones in T_I and T_F , since the first phase does not preserve happy edges).

Finally, we concatenate the reconfiguration sequences from T_I to T'_I , from T'_I to T'_F , and the reverse of the sequence from T_F to T'_F .

Theorem 6. *If T_I and T_F are non-crossing spanning trees on a general point set, then the algorithm presented above reconfigures T_I to T_F in at most $2n - 3$ flips.*

Proof. By Theorem 3, the first phase of the algorithm takes at most $n - 2$ flips. By Theorem 4, the second phase uses at most $n - 1$ flips. It follows that the total number of flips is at most $2n - 3$. \square

Theorem 7. *For a general point set, if T_I is a non-crossing spanning tree and T_F is a non-crossing path that is monotone in some direction, then T_I can be reconfigured to T_F in at most $1.5n - 2 - h$ flips, where $h = |T_I \cap T_F|$ is the number of happy edges. Furthermore, there is a lower bound of $1.5n - 5$ flips, even for points in convex position and if one tree is a monotone path.*

Proof. Rotate the plane so that T_F is y -monotone. Note that T_F is then both an upward and a downward tree. We thus have the flexibility to turn T_I into either an upward or a downward tree in the first phase of the algorithm. By Corollary 2, T_I can be turned into an upward or downward tree T'_I in at most $0.5n - 1$ flips. Furthermore, since T_F is a y -monotone path, any edge in $T_I \cap T_F$ has the form $v_i v_{i+1}$ for some $1 \leq i < n$, and thus, by Corollary 2, these edges do not flip, which implies that they are still in $T'_I \cap T_F$, so $|T'_I \cap T_F| \geq h$. The second phase of the algorithm uses $|T'_I \setminus T_F| \leq n - 1 - h$ perfect flips to reconfigure T'_I into T_F . Hence the total number of flips is at most $1.5n - 2 - h$.

For the lower bound, see Lemma 8 below. \square

Lemma 8. *On any set of $n \geq 4$ points in convex position, for n even, there exists a non-crossing spanning tree T_I and a non-crossing path T_F such that reconfiguring T_I to T_F requires at least $1.5n - 5$ flips, and this bound is tight.*

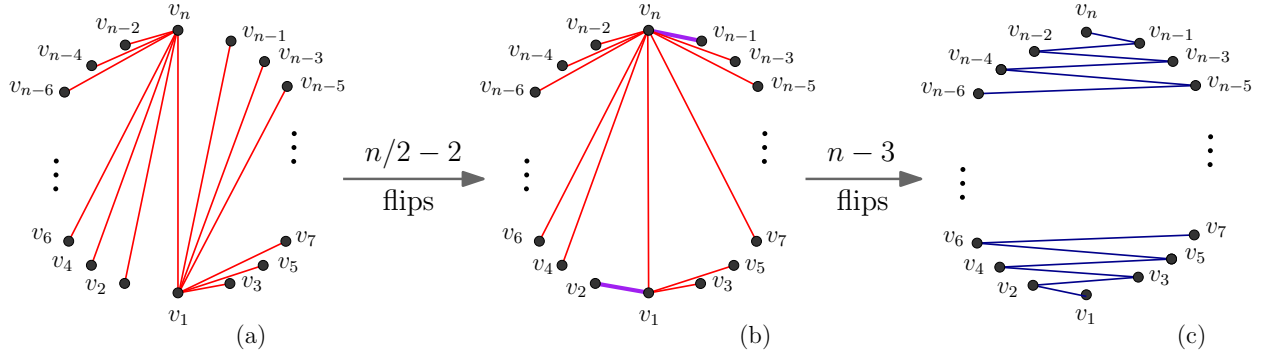


Figure 5: Tight reconfiguration bound: (a) initial tree T_I (b) intermediate tree with two happy hull edges v_1v_2 and $v_{n-1}v_n$ (c) final y -monotone path T_F .

Proof. Our construction is depicted in Figure 5. Note that the tree T_I is the same as in the lower bound of $1.5n - 5$ proved by Hernando et al. [20], but their tree T_F was not a path.

The construction is as follows (refer to Figure 5(a) and (c)). The points $v_1 \dots v_n$ (ordered by increasing y -coordinate) are placed in convex position on alternate sides of v_1v_n . T_I contains edges v_1v_{2i+1} and v_nv_{2i} for $i = 1, \dots, n/2 - 1$, and v_1v_n . Note that v_1 and v_n have degree $n/2$ each. T_F is a path that connects vertices in order (so it includes edges v_iv_{i+1} , for $i = 1, \dots, n - 1$).

Note that every non-hull edge of T_F (in blue) crosses at least $n/2 - 1$ edges of T_I (in red). Indeed, edges of the form $v_{2i+1}v_{2i}$ cross exactly $n/2$ edges: $n/2 - i - 1$ edges incident to v_1 , plus $i + 1$ edges incident to v_n , minus 1 because v_1v_n is included in both counts. Edges of the form $v_{2i}v_{2i+1}$ cross one less edge (specifically v_1v_{2i+1}).

Thus, any valid reconfiguration from T_I to T_F must flip $n/2 - 1$ edges of T_I out of the way before the first of the $n - 3$ non-hull edges of T_F is added. After that, we need at least one flip for each of the remaining $n - 4$ non-hull edges of T_F . Thus the total number of flips is at least $n/2 - 1 + (n - 4) = 1.5n - 5$.

We note that our two-phase reconfiguration algorithm uses $1.5n - 3$ flips for this instance, but there is a flip sequence of length $1.5n - 5$: first flip v_2v_n to v_1v_2 to create a happy hull edge, then connect v_n to all v_i for odd $i \geq 7$ by performing the flips v_1v_i to v_nv_i in order of decreasing i . The number of flips thus far is $n/2 - 2$ (note that v_1v_3 and v_1v_5 stay in place). The resulting tree (shown in Figure 5b) has two happy hull edges. We show that this tree can be reconfigured into T_F using perfect flips only (so the number of flips is $n - 3$). Flip v_1v_n to non-hull edge v_4v_5 and view the resulting tree as the union of an upward tree rooted at v_1 and a downward subtree rooted at v_n (sharing v_4v_5). These two subtrees are separated by v_4v_5 and therefore can be independently reconfigured into their corresponding subtrees in T_F using perfect flips, as given by Theorem 4. Thus the total number of flips is $(n/2 - 2) + (n - 3) = 1.5n - 5$, proving this bound tight. \square

Theorem 9. *For points in convex position, if T_I is a non-crossing spanning tree and T_F is a path, then T_I can be reconfigured to T_F in at most $1.5n - 2 - h$ flips, where $h = |T_I \cap T_F|$ is the number of happy edges. Furthermore, there is a lower bound of $1.5n - 5$ flips.*

Proof. When points are in convex position, two edges cross (a geometric property) if and only if their endpoints alternate in the cyclic ordering of points around the convex hull (a combinatorial property). This insight allows us to show that the path T_F is “equivalent to” a monotone path,

which means that we can use the previous Theorem 7. In particular, let the ordering of points in T_F be v_1, \dots, v_n . We claim that the above algorithms can be applied using this ordering in place of the ordering of points by y -coordinate. Thus, a sink in T_I is a point v_i with no edge to a later vertex in the ordering, and etc. One could justify this by examining the steps of the algorithms (we relied on geometry only to show that we can add a non-crossing edge “upward” from a sink, which becomes easy for points in convex position). As an alternative, we make the argument formal by showing how to perturb the points so that T_F becomes a monotone path while preserving the ordering of points around the convex hull—which justifies that the flips for the perturbed points are correct for the original points.

First adjust the points so that they lie on a circle with v_1 lowest at y -coordinate 1 and v_n highest at y -coordinate n . The convex hull separates into two chains from v_1 to v_n . Observe that T_F visits the points of each chain in order from bottom to top (if a appears before b on one chain but T_F visits b before a , then the subpaths from v_1 to b and from a to v_n would cross). Thus, we can place v_i at y -coordinate i while preserving the ordering of points around the circle.

We can now apply Theorem 7 to T_I and T_F on the perturbed points. This gives a sequence of at most $1.5n - h - 2$ flips to reconfigure T_I into T_F and the flip sequence is still correct on the original points, thus proving the upper bound claimed by the theorem. For the lower bound, note that the points in Figure 5 are in convex position and T_F is a path. Thus Lemma 8 (which employs the example from Figure 5) settles the lower bound claim. \square

3 Improving the Upper Bound for a Convex Point Set

In this section we show that for n points in convex position, reconfiguration between two non-crossing spanning trees can always be done with fewer than $2n$ flips.

Theorem 10. *There is an algorithm to reconfigure between an initial non-crossing spanning tree T_I and a final non-crossing spanning tree T_F on n points in convex position using at most $2d - \Omega(\log d)$ flips, where $d = |T_I \setminus T_F|$.*

Before proving the theorem we note that previous reconfiguration algorithms do not respect this bound. Avis and Fukuda [10, Section 3.7] proved an upper bound of $2n$ minus a constant by reconfiguring each spanning tree T_i to a star S using $|S \setminus T_i|$ flips. When T_i is a path, $|S \cap T_i| \leq 2$, so $|S \setminus T_i| \geq n - 3$ and their method takes at least $2n - 6$ flips. Similarly, the method of flipping both trees to a canonical path around the convex hull takes at least $2n - 6$ flips when T_1 and T_2 are paths with only two edges on the convex hull. Although paths behave badly for these canonicalization methods, they are actually easy cases as we showed in Section 2. As in that section, we do not use a canonical tree to prove Theorem 10—instead, the flips are tailored to the specific initial and final trees.

Throughout this section, we assume points in convex position. Consider the symmetric difference $D = (T_I \setminus T_F) \cup (T_F \setminus T_I)$, so $|D| = 2d$. It is easy to reconfigure T_I to T_F using $2d$ flips—we use d flips to move the edges of $T_I \setminus T_F$ to the convex hull, giving an intermediate tree T , and, from the other end, use d flips to move the edges of $T_F \setminus T_I$ to the same tree T . The plan is to save $\Omega(\log d)$ of these flips by using that many *perfect flips* (recall that a perfect flip exchanges an edge of $T_I \setminus T_F$ directly with an edge of $T_F \setminus T_I$). In more detail, the idea is to find an edge $e \in D$ that is crossed by at most (roughly) $d/2$ edges of the other tree. We flip all but one of the crossing edges out of the way to the convex hull, and—if e is chosen carefully—we show that we can perform one flip

from e to the last crossing edge, thus providing one perfect flip after at most $d/2$ flips. Repeating this approach $\log d$ times gives our claimed bound.

We first show how to find an edge e with not too many crossings. To do this, we define “minimal” edges. An edge joining points u and v determines two subsets of points, those clockwise from u to v and those clockwise from v to u (both sets include u and v). We call these the *sides* of the edge. An edge is **contained** in a side if both endpoints are in the side. We call a side **minimal** if it contains no edge of the symmetric difference D , and call an edge $e \in D$ **minimal** if at least one of its sides is minimal. Note that if D is non-empty then it contains at least one minimal edge (possibly a convex hull edge). We need the following property of minimal edges.

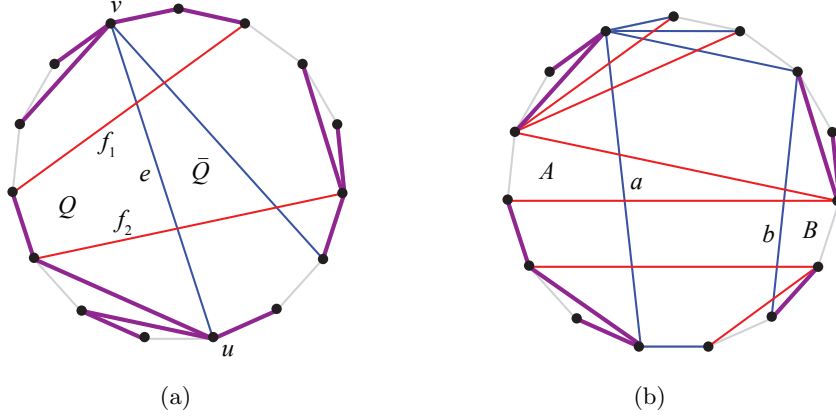


Figure 6: (a) Illustration for Claim 11 showing $T_I \cap T_F$ in thick purple, $T_I \setminus T_F$ in red, $T_F \setminus T_I$ in blue, and a minimal edge $e \in T_F$. (b) Illustration for Lemma 12 with $d = 6$, showing two minimal edges a and b with $k_a = 5$, $k_b = 4$, and $k_{ab} = 3$.

Claim 11. *Let $e = uv$ be a minimal edge of D . Let Q be a minimal side of e , and let \bar{Q} be the other side. Suppose $e \in T_F$. Then $T_I \cap Q$ consists of exactly two connected components, one containing u and one containing v .*

Proof. The set $T_F \cap Q$ is a non-crossing tree consisting of edge e and two subtrees T_u containing u and T_v containing v . Since e is minimal, there are no edges of D in Q except for e itself. This means that $T_I \cap Q$ consists of T_u and T_v , and since $e \notin T_I$, these two components of $T_I \cap Q$ are disconnected in Q . See Figure 6(a). \square

Our algorithm will operate on a minimal edge e . To guarantee the savings in flips, we need a minimal edge with not too many crossings.

Lemma 12. *If D is non-empty, then there is a minimal edge with at most $\lfloor (d + 3)/2 \rfloor$ crossings.*

Proof. Clearly the lemma holds if some minimal edge is not crossed at all (e.g., a convex hull edge in D), so we assume that all minimal edges have a crossing. Let a be a minimal edge of D . Suppose $a \in T_F$. Let A be a minimal side of a , and let \bar{A} be the other side. Our plan is to find a second minimal edge $b \in T_F$ such that b is inside \bar{A} and b has a minimal side B that is contained in \bar{A} . We will then argue that a or b satisfies the lemma. See Figure 6(b).

If \bar{A} is minimal, then set $b := a$ and $B = \bar{A}$. Otherwise, let b be an edge of $T_F \setminus T_I$ in \bar{A} whose B side (the side in \bar{A}) contains no other edge of $T_F \setminus T_I$. Note that b exists, and that all the edges

of T_F in B (except b) lie in T_I . If b is not minimal, then B contains a minimal edge c (which must then be in $T_I \setminus T_F$), and c is not crossed by any edge of T_F , because such an edge would either have to cross b , which is impossible since $b \in T_F$, or lie in B , which is impossible since all the edges of T_F in $B \setminus \{b\}$ are in $T_F \cap T_I$. But we assumed that all minimal edges are crossed, so c cannot exist, and so b must be minimal.

Let k_a be the number of edges of T_I crossing a , let k_b be the number of edges of T_I crossing b , and let k_{ab} be the number of edges of T_I crossing both a and b . Observe that $k_a + k_b \leq d + k_{ab}$.

We claim that $k_{ab} \leq 3$. Then $k_a + k_b \leq d + 3$ so $\min\{k_a, k_b\} \leq (d + 3)/2$, which will complete the proof since the number of crossings is an integer. By Claim 11, $T_I \cap A$ has two connected components and $T_I \cap B$ has two connected components. Now 4 connected components in a tree can have at most three edges joining them, which implies that $k_{ab} \leq 3$. (Note that this argument is correct even for $a = b$, though we get a sharper bound since $k_a = k_b = k_{ab} \leq 3$.) \square

Algorithm. Choose a minimal edge e with k crossings, where $0 \leq k \leq (d + 3)/2$ (as guaranteed by Lemma 12). Suppose $e \in T_F$, so the crossing edges belong to T_I . The case where $e \in T_I$ is symmetric. In either case the plan is to perform some flips on T_I and some on T_F to reduce the difference d by k (or by 1, if $k = 0$) and apply the algorithm recursively to the resulting instance. Note that the algorithm constructs a flip sequence by adding flips at both ends of the sequence.

If $k = 0$ then add e to T_I . This creates a cycle, and the cycle must have an edge f in $T_I \setminus T_F$. Remove f . This produces a new tree T_I . We have performed one perfect flip and reduced d by 1. Now recurse.

Next suppose $k \geq 1$. Let $e = uv$. Let Q be the minimal side of e and let \bar{Q} be the other side (both sets include u and v). Let f_1, \dots, f_k be the edges that cross e . We will flip all but the last crossing edge to the convex hull. For $i = 1, \dots, k - 1$ we flip f_i as follows.

1. Perform a flip in T_I by removing f_i and adding a convex hull edge g that lies in \bar{Q} . (The existence of g is proved below.)
2. If $g \in T_F$ then this was a perfect flip and we have performed one perfect flip and reduced d by 1.
3. Otherwise (if $g \notin T_F$), perform a flip in T_F by adding g and removing an edge $h \in T_F \setminus T_I$, that lies in \bar{Q} and is not equal to e . (The existence of h is proved below.)

At this point, only f_k crosses e . Perform one flip in T_I to remove f_k and add e . (Correctness proved below.) Now, apply the algorithm recursively to the resulting T_I, T_F .

This completes the description of the algorithm.

Correctness. We must prove that g and h exist and that the final flip is valid.

First note that e remains a minimal edge after each flip performed inside the loop because we never add or remove edges inside Q . We need one more invariant of the loop.

Claim 13. *Throughout the loop u and v are disconnected in $T_I \cap \bar{Q}$.*

Proof. Suppose there is a path π from u to v in $T_I \cap \bar{Q}$. Now consider the edge f_k which crosses e , say from $x \in Q$ to $y \in \bar{Q}$. Since f_k cannot cross π , we have $y \in \pi$. By Claim 11, $T_I \cap Q$ consists of two components, one containing u and one containing v . Suppose, without loss of generality, that

x lies in the component containing u . Then there is a path from x to u in $T_I \cap Q$ and a path from u to y in $T_I \cap \bar{Q}$, and these paths together with f_k make a cycle in T_I , a contradiction. \square

First we prove that g exists in Step 1. Removing f_i from T_I disconnects T_I into two pieces. There are two convex hull edges that connect the two pieces. By Claim 11, $T_I \cap Q$ consists of two connected components, one containing u and one containing v . Thus at most one of the convex hull edges lies in Q , so at least one lies in \bar{Q} .

Next we prove that h exists in Step 3. Adding g to T_F creates a cycle γ in T_F and this cycle must lie in \bar{Q} (because $e \in T_F$) and must contain at least one edge of $T_F \setminus T_I$ (because T_I does not contain a cycle). If e were the only edge of $T_F \setminus T_I$ in γ , then u and v would be joined by a path in $T_I \cap \bar{Q}$, contradicting Claim 13. Thus h exists.

Finally, we prove that the last flip in T_I (to remove f_k and add e) is valid. Removing f_k leaves u and v disconnected in Q by Claim 11 and disconnected in \bar{Q} by Claim 13. Adding e reconnects them, and yields a non-crossing spanning tree.

Analysis. We now prove that the algorithm uses at most the claimed number of flips.

Observation 14. *In each recursive call: if $k = 0$, then the algorithm performs one perfect flip and reduces d by 1; and if $k > 0$, then the algorithm performs at most $2k - 1$ flips (one for f_k and at most 2 for each other f_i) and reduces d by k (in each loop iteration, g joins the happy set $T_I \cap T_F$ and in the final step e joins the happy set).*

Lemma 15. *The number of flips performed by the algorithm is at most $2d - \lfloor \log(d+3) \rfloor + 1$.*

Proof. We prove this by induction on d . In the base case $d = 0$ we perform $0 = 2d - \lfloor \log(d+3) \rfloor + 1$ flips.

Now assume $d \geq 1$, and consider what happens in the first recursive call of the algorithm, see Observation 14. If the algorithm chooses an edge with $k = 0$ crossings, then the algorithm performs one perfect flip. The resulting instance has a difference set of size $d' = d - 1$ and induction applies, so in the total number of flips we perform is at most

$$1 + 2d' - \lfloor \log(d'+3) \rfloor + 1 = 2d - \lfloor \log(d+2) \rfloor \leq 2d - \lfloor \log(d+3) \rfloor + 1,$$

which proves the result in this case.

Now suppose that the algorithm chooses an edge with $k \geq 1$ crossings, where $k \leq \lfloor (d+3)/2 \rfloor$. The algorithm performs at most $2k - 1$ flips and the resulting instance has a difference set of size $d' = d - k$ and therefore $d'+3 \geq d+3 - \lfloor (d+3)/2 \rfloor = \lceil (d+3)/2 \rceil \geq (d+3)/2$. By induction, the total number of flips that we perform is hence at most

$$\begin{aligned} (2k - 1) + (2d' - \lfloor \log(d'+3) \rfloor + 1) &\leq (2k - 1) + (2(d - k) - \lfloor \log((d+3)/2) \rfloor + 1) \\ &\leq 2d - \lfloor \log((d+3)/2) \rfloor \\ &\leq 2d - \lfloor \log(d+3) \rfloor + 1 \end{aligned}$$

as desired. \square

This completes the proof of Theorem 10.

4 The Happy Edge Conjecture

In this section we make some conjectures and prove some preliminary results in attempts to characterize *which* edges need to be flipped in minimum flip sequences for non-crossing spanning trees.

Recall that an edge e is *happy* if e lies in $T_I \cap T_F$. We make the following conjecture for points in convex position. In fact, we do not have a counterexample even for general point sets, though our guess is that the conjecture fails in the general case.

Conjecture 16. [Happy Edge Conjecture for Convex Point Sets] *For any point set P in convex position and any two non-crossing spanning trees T_I and T_F of P , there is a minimum flip sequence from T_I to T_F such that no happy edge is flipped during the sequence.*

In this section we first prove this conjecture for the case of happy edges on the convex hull. Then in Section 4.1 we make some stronger conjectures about which extra edges (outside T_I and T_F) might be needed in minimum flip sequences. In Section 4.2 we show that even if no extra edges are needed, it may be tricky to find a minimum flip sequence—or, at least, a greedy approach fails. Finally, in Section 4.3 we prove that the Happy Edge Conjecture fails if we restrict the flips to “slides” where one endpoint of the flipped edge is fixed and the other endpoint moves along an adjacent tree edge.

If the Happy Edge Conjecture is false then a minimum flip sequence might need to remove an edge and later add it back. We are able to prove something about such “remove-add” subsequences, even for general point sets:

Proposition 17. *Consider any point set P and any two non-crossing spanning trees T_I and T_F on P and any minimum flip sequence from T_I to T_F . If some edge e is removed and later added back, then some flip during that subsequence must add an edge f that crosses e .*

Before proving this Proposition, we note the implication that the Happy Edge Conjecture is true for convex hull edges:

Corollary 18. *Conjecture 16 is true for happy edges on the convex hull. Furthermore, every minimum flip sequence keeps the happy convex hull edges throughout the sequence.*

Proof. Let e be a happy convex hull edge. Suppose for a contradiction that there is a minimum flip sequence in which e is removed. Note that e must be added back, since it is in T_F . By Proposition 17, the flip sequence must use an edge f that crosses e . But that is impossible because e is a convex hull edge so nothing crosses it. \square

Proof of Proposition 17. Consider a flip sequence from T_I to T_F and suppose that an edge e is removed and later added back, and that no edge crossing e is added during that subsequence. We will make a shorter flip sequence. The argument is similar to the “normalization” technique used by Sleator et al. [35] to prove the happy edge result for flips in triangulations of a convex point set.

Let T_0, \dots, T_k be the trees in the subsequence, where T_0 and T_k contain e , but none of the intervening trees do. Suppose that none of the trees T_i contains an edge that crosses e . We will construct a shorter flip sequence from T_0 to T_k . For each i , $0 \leq i \leq k$ consider adding e to T_i . For $i \neq 0, k$, this creates a cycle γ_i . Let f_i be the first edge of γ_i that is removed during the flip sequence from T_i to T_k . Note that f_i exists since T_k contains e , so it cannot contain all of γ_i . Define $N_i = T_i \cup \{e\} \setminus \{f_i\}$ for $1 \leq i \leq k-1$, and define $N_0 := T_0$. Observe that N_i is a spanning tree, and

is non-crossing because no edge of T_i crosses e by hypothesis. Furthermore, $N_{k-1} = T_k$ because the flip from T_{k-1} to T_k is exactly the same as the flip from T_{k-1} to N_{k-1} .

We claim that N_0, \dots, N_{k-1} is a flip sequence. This will complete the proof, since it is a shorter flip sequence from T_0 to T_k .

Consider N_i and N_{i+1} . Suppose that the flip from T_i to T_{i+1} adds g and removes h .

$$\begin{array}{ccc} T_i & \xrightarrow{+g, -h} & T_{i+1} \\ +e, -f_i \downarrow & & \downarrow +e, -f_{i+1} \\ N_i & \xrightarrow{+g, -?} & N_{i+1} \end{array}$$

Recall that γ_i is the cycle containing e in $T_i \cup e$. If h belongs to γ_i then $f_i = h$, and then to get from N_i to N_{i+1} we add g and remove f_{i+1} . Next, suppose that h does not belong to γ_i . Then the cycle γ_i still exists in T_{i+1} . Now, γ_{i+1} is the unique cycle in $T_{i+1} \cup e$. Thus $\gamma_{i+1} = \gamma_i$. Furthermore, f_{i+1} is by definition the first edge removed from γ_{i+1} in the flip sequence from T_{i+1} to T_k . Thus $f_{i+1} = f_i$. Therefore, to get from N_i to N_{i+1} we add g and remove h .

This shows that a single flip changes N_i to N_{i+1} , which completes the proof. \square

Note that the proof of Proposition 17 produces a strictly shorter flip sequence. But to prove the Happy Edge Conjecture (Conjecture 16) it would suffice to produce a flip sequence of the same length. One possible approach is to consider how remove-add pairs and add-remove pairs interleave in a flip sequence. Proposition 17 shows that a remove-add pair for edge e must contain an add-remove pair for f inside it. We may need to understand how the order of flips can be rearranged in a flip sequence. Such flip order rearrangements are at the heart of results on triangulation flips, both for convex point sets [35, 32] and for general point sets [24].

4.1 Extra edges used in flip sequences

Any flip sequence from T_I to T_F must involve flips that remove edges of $T_I \setminus T_F$ and flips that add edges of $T_F \setminus T_I$. Recall that in a perfect flip sequence, these are the only moves and they pair up perfectly, so the number of flips is $|T_I \setminus T_F|$. Theorem 4 gives one situation where a perfect flip sequence is possible, but typically (e.g., in the example of Figure 5) we must add edges not in T_F , and later remove them. More formally, an edge outside $T_I \cup T_F$ that is used in a flip sequence is called a **parking edge**, with the idea that we “park” edges there temporarily.

We make two further successively stronger conjectures. They may not hold, but disproving them would give more insight.

Conjecture 19. *For any point set P in convex position and any two non-crossing spanning trees T_I and T_F of P there is a minimum flip sequence from T_I to T_F that never uses a parking edge that crosses an edge of T_F .*

Conjecture 20. *For a point set P in convex position and any two non-crossing spanning trees T_I and T_F on P there is a minimum flip sequence from T_I to T_F that only uses parking edges from the convex hull.*

Our experiments verify Conjecture 20 for $n \leq 10$ points, (see Observation 22). We note that Conjecture 20 cannot hold for general point sets (there just aren’t enough convex hull edges). However, we do not know if Conjecture 19 fails for general point sets.

Claim 21. *Conjecture 20* \implies *Conjecture 19* \implies *Conjecture 16*.

Proof. The first implication is clear. For the second implication we use Proposition 17. Consider the minimum flip sequence promised by Conjecture 19. If there is a happy edge $e \in T_I \cap T_F$ that is removed during this flip sequence, then by Proposition 17, the flip sequence must add an edge f that crosses e . But then f is a parking edge that crosses an edge of T_F , a contradiction. \square

4.2 Finding a perfect flip sequence—greedy fails

It is an open question whether there is a polynomial time algorithm to find [the length of] a minimum flip sequence between two given non-crossing spanning trees T_I and T_F . A more limited goal is testing whether there is a flip sequence of length $|T_I \setminus T_F|$ —i.e., whether there is a perfect flip sequence. This is also open.

In Figure 7 we give an example to show that a greedy approach to finding a perfect flip sequence may fail. In this example there is a perfect flip sequence but a poor choice of perfect flips leads to a dead-end configuration where no further perfect flips are possible. Note that choosing perfect flips involves pairing edges of $T_I \setminus T_F$ with edges of $T_F \setminus T_I$ as well as ordering the pairs.

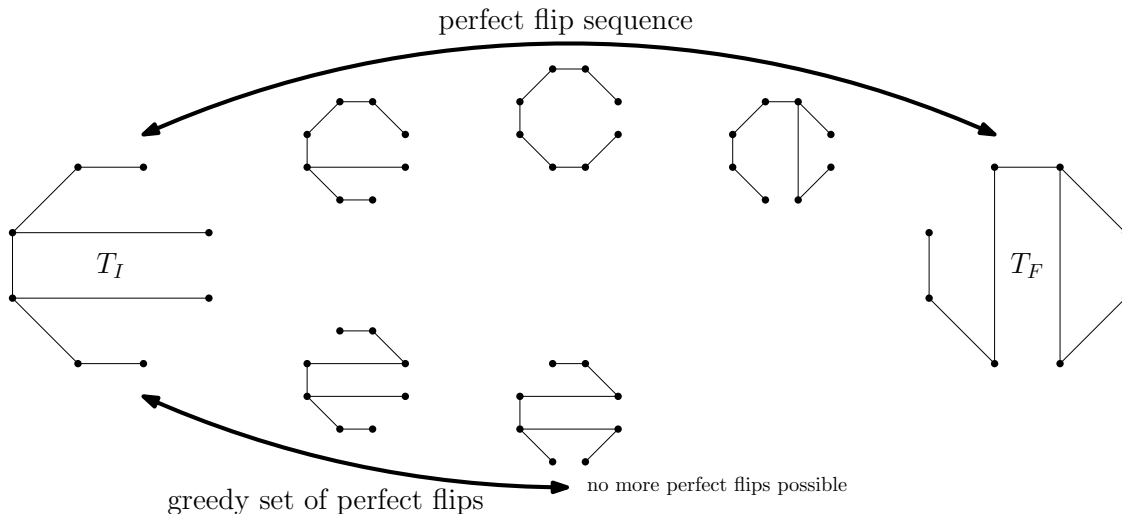


Figure 7: Even if a perfect flip sequence exists, we do not necessarily find it by greedily executing perfect flips.

4.3 The Happy Edge Conjecture fails for edge slides

Researchers have examined various restricted types of flips for non-crossing spanning trees, see [28]. An *edge slide* is the most restricted flip operation possible: it keeps one endpoint of the flipped edge fixed and moves the other one along an adjacent tree edge without intersecting any of the other edges or vertices of the tree. In other words, the edge that is removed, the edge that is inserted, and the edge along which the slide takes place form an empty triangle. Aichholzer et al. [7] proved that for any set P of n points in the plane it is possible to transform between any two non-crossing spanning trees of P using $O(n^2)$ edge slides. The authors also give an example to show that $\Omega(n^2)$ slides might be required even if the two spanning trees differ in only two edges.

This example already implies that for point sets in general position the Happy Edge Conjecture fails for edge slides. We will show that this is also the case for points in convex position.

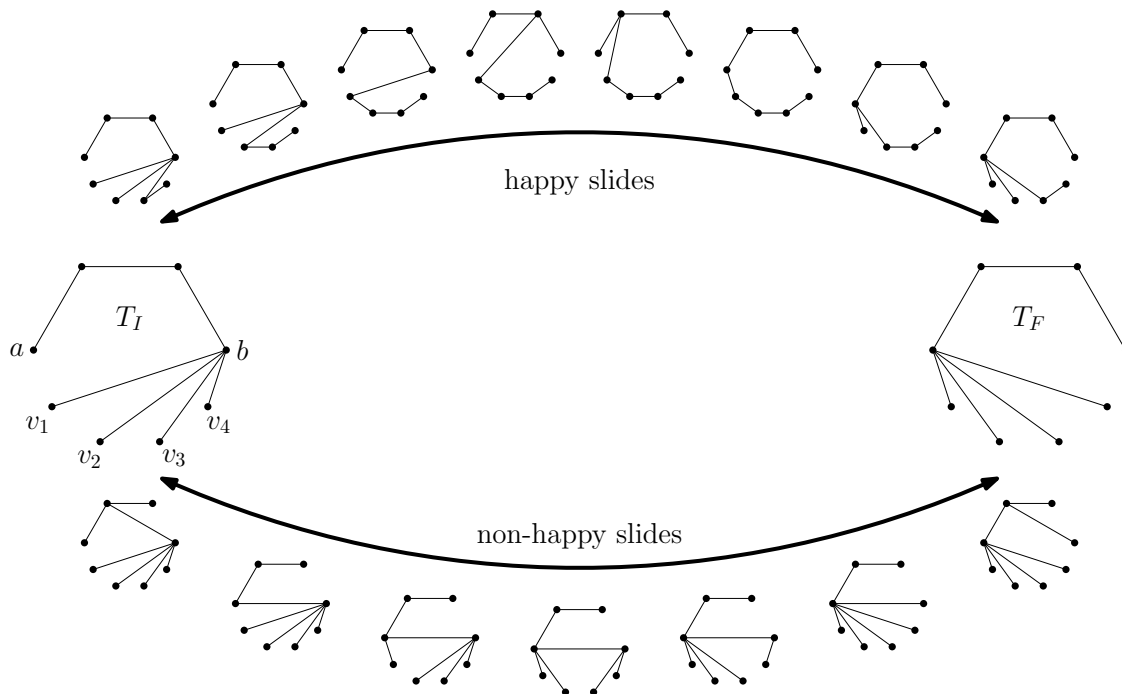


Figure 8: When flips are restricted to slide along an existing edge the Happy Edge Conjecture fails even for sets of points in convex position: Flipping from tree T_I to tree T_F needs 9 flips when respecting happy edges (top), but can be done with 8 flips (bottom) when using an edge (the edge upward from vertex b) which is common to both the start and target tree.

Figure 8 shows an example of two plane spanning trees T_I and T_F on 8 points in convex position which can be transformed into each other with 8 slides, shown at the bottom of the figure. To obtain this short sequence we temporarily use an edge which is common to both trees to connect the two vertices a and b . Thus this sequence contains a non-happy slide operation, that is, an edge that is common to both, T_I and T_F is moved. When flipping from tree T_I to tree T_F by using only happy slide operations there are some useful observations. First, there can not be an edge directly connecting a and b , as this would cause a cycle. This implies that any edge which connects a vertex v_i , $1 \leq i \leq 4$, with b needs at least two slides to connect a to some (possible different) vertex v_j . Moreover, the first of these edges that gets connected to a needs at least three slides, as at the beginning this is the shortest path connecting b to a . Thus in total we need at least $3 + 2 + 2 + 2 = 9$ happy slide operations. Figure 8(top) shows such a sequence. It is not hard to see that this example can be generalized to larger n and implies that the Happy Edge Conjecture fails for points in convex position.

5 Exhaustive search over small point sets in convex position

For small point sets in convex position we investigated the minimum flip distance between non-crossing spanning trees by exhaustive computer search. Table 1 summarizes the obtained results.

For $n = 3, \dots, 12$ we give the number of non-crossing spanning trees (which is sequence A001764 in the On-Line Encyclopedia of Integer Sequences, <https://oeis.org>) and the number of reconfiguration steps between them. Moreover, we computed the maximum reconfiguration distance between two trees (the diameter of the reconfiguration graph) as well as the radius of the reconfiguration graph. We provide the same information for the special case when the trees are non-crossing spanning paths. Note that in this case the intermediate graphs can still be non-crossing spanning trees. For the case where all intermediate graphs are also non-crossing spanning paths the diameter of the reconfiguration graph for points in convex position is known to be $2n - 6$ for $n \geq 5$ [8, 17].

n	number of plane trees	number of flip edges	max flip distance	flip radius	number of plane paths	path max. flip dist.	path flip radius
3	3	3	1	1	3	1	1
4	12	32	3	2	8	3	2
5	55	260	4	3	20	4	3
6	273	1 920	5	4	48	5	4
7	1 428	13 566	6	5	112	6	5
8	7 752	93 632	8	6	256	7	6
9	43 263	637 560	9	7	576	8	7
10	246 675	4 305 600	11	8	1 280	10	8
11	1 430 715	28 925 325	12	9	2 816	11	9
12	8 414 640	193 666 176	14	10	6 144	13	10

Table 1: For a set of n points in convex position this table gives the size of the reconfiguration graph (the number of non-crossing (“plane”) spanning trees and the number of reconfiguration edges) the maximum reconfiguration distance and radius. For the special case of non-crossing (“plane”) spanning paths also number, distance, and radius are given.

Results. Our computations show that for small sets in convex position the radius of each reconfiguration graph is strictly larger than half the diameter. More precisely, for $6 \leq n \leq 12$ the diameter is $\lfloor 1.5n - 4 \rfloor$ and the radius is $n - 2$ which would give an upper bound for the diameter of only $2n - 4$. But this might be an artefact of small numbers: compare for example the result of Sleator, Tarjan, and Thurston which give the upper bound of $2n - 10$ for the rotation distance of binary trees which is tight only for $n \geq 13$ [32, 35]. That the radius seems not to be suitable for obtaining a tight bound for the diameter also supports our way of bounding the diameter of the reconfiguration graph by not using a central canonical tree.

In addition to the results shown in the table, we checked, for $n \leq 10$, *which* edges are exchanged, in order to test the Happy Edge Conjecture (Conjecture 16) and whether only parking edges on the convex hull are used (Conjecture 20).

Observation 22. *For $n \leq 10$ points in convex position (1) the Happy Edge Conjecture is true, and (2) there are always minimum flip sequences that only use parking edges on the convex hull.*

Methods. These computations are rather time consuming, as in principle for any pair of non-crossing spanning trees (paths) the flip distance has to be computed. For an unweighted and undirected graph G with n' nodes (non-crossing spanning trees in our case) and m' edges (edge exchanges in our case) the standard algorithm to compute the diameter of G is to apply breath first

search (BFS) for each node of G . The time requirement for this simple solution is $O(n'm')$. There exist several algorithms which achieve a better running time for graphs of real world applications, see e.g., [18], but in the worst case they still need $O(n'm')$ time. The basic idea behind these approaches is to compute the eccentricity $e(v)$ of a node $v \in G$ (which is the radius as seen from this node v), and compare this with the largest distance d between two nodes found so far. If $e(v) = d/2$ we know that the diameter of the graph is d and the algorithm terminates. The difference between the various algorithms is how the nodes for computing the eccentricity and the lower bound for the diameter are chosen and the performance of the approaches are usually tested by applying them to a set of examples.

However, it turned out that by the structure of our reconfiguration graphs these approaches do not perform better than the simple textbook solution. Because the radius of the reconfiguration graph is strictly larger than half the diameter in our test cases, no algorithmic shortcut is possible.

To still be able to compute the diameter of the rather large graphs (for $n = 12$ the reconfiguration graph has 8 414 650 nodes and 193 666 176 edges) we make use of the inherent symmetries of our graphs. For every tree T we can cyclically shift the labels of the vertices (by 1 to $n - 1$ steps) and/or mirror the tree to obtain another non-crossing spanning tree T' of the convex point set. All trees that can be obtained this way can be grouped together. While every tree is needed in the reconfiguration graph to correctly compute shortest reconfiguration distances, by symmetry a call of BFS for any tree from the same group will result in the same eccentricity. It is thus sufficient to call BFS only for one tree of each group. For n points this reduces the number of calls by almost a factor of $2n$, as the size of the group can be up to $2n$ (some trees are self-symmetric in different ways, thus some groups have a cardinality less than $2n$).

For our experiments on *which* edges are exchanged (for Observation 22), the computations get even more involved. The reason is that these properties of edges are defined by the initial and final tree. So it can happen that a short sub-path is valid only for some, but not all, pairs of trees where we would like to use it. Moreover, for similar reasons we can not make full use of the above described symmetry. This is the reason why we have been able to test our conjectures only for sets with up to $n = 10$ points.

6 Conclusions and Open Questions

We conclude with some open questions:

1. We gave two algorithms to find flip sequences for non-crossing spanning trees and we bounded the length of the flip sequence. The algorithms run in polynomial time, but it would be good to optimize the run-times.
2. A main open question is to close the gap between $1.5n$ and $2n$ for the leading term of the diameter of the reconfiguration graph of non-crossing spanning trees.
3. A less-explored problem is to find the radius of the reconfiguration graph (in the worst case, as a function of n , the number of points). Is there a lower bound of $n - c$ on the radius of the reconfiguration graph for some small constant c ?
4. Prove or disprove the Happy Edge Conjecture.

5. Is the distance problem (to find the minimum flip distance between two non-crossing spanning trees) NP-complete for general point sets? For convex point sets? A first step towards an NP-hardness reduction would be to find instances where the Happy Edge Conjecture fails.
6. An easier question is to test whether there is a perfect flip sequence between two non-crossing spanning trees. Can that be done in polynomial time, at least for points in convex position?
7. Suppose the Happy Edge Conjecture turns out to be false. Is the following problem NP-hard? Given two trees, is there a minimum flip sequence between them that does not flip happy edges?
8. Suppose we have a minimum flip sequence that does not flip happy edges and does not use parking edges (i.e., the flips only involve edges of the difference set $D = (T_I \setminus T_F) \cup (T_F \setminus T_I)$). Is it a perfect flip sequence?
9. All the questions above can be asked for the other versions of flips between non-crossing spanning trees (as discussed in Section 1.1 and surveyed in [28]).
10. For the convex case, what if we only care about the cyclic order of points around the convex hull, i.e., we may freely relabel the points so long as we preserve the cyclic order of the labels. This “cyclic flip distance” may be less than the standard flip distance. For example, two stars rooted at different vertices have cyclic flip distance 0 but standard flip distance $n - 2$.

Acknowledgements This research was begun in the Fall 2019 Waterloo problem solving session run by Anna Lubiw and Therese Biedl. For preliminary progress on the Happy Edge Conjecture, we thank the participants, Pavle Bulatovic, Bhargavi Dameracharla, Owen Merkel, Anurag Murty Naredla, and Graeme Stroud. Work on the topic continued in the 2020 and 2021 Barbados workshops run by Erik Demaine and we thank the other participants for many valuable discussions.

References

- [1] Oswin Aichholzer, Andrei Asinowski, and Tillmann Miltzow. Disjoint compatibility graph of non-crossing matchings of points in convex position. *The Electronic Journal of Combinatorics*, 22:1–65, 2015. doi:10.37236/4403.
- [2] Oswin Aichholzer, Franz Aurenhammer, and Ferran Hurtado. Sequences of spanning trees and a fixed tree theorem. *Computational Geometry*, 21(1-2):3–20, 2002. doi:10.1016/S0925-7721(01)00042-6.
- [3] Oswin Aichholzer, Sergey Bereg, Adrian Dumitrescu, Alfredo García, Clemens Huemer, Ferran Hurtado, Mikio Kano, Alberto Márquez, David Rappaport, Shakhar Smorodinsky, Diane Souvaine, Jorge Urrutia, and David R. Wood. Compatible geometric matchings. *Computational Geometry*, 42(6):617–626, 2009. doi:10.1016/j.comgeo.2008.12.005.
- [4] Oswin Aichholzer, Erik D Demaine, Matias Korman, Jayson Lynch, Anna Lubiw, Zuzana Masárová, Mikhail Rudoy, Virginia Vassilevska Williams, and Nicole Wein. Hardness of token swapping on trees. *arXiv preprint*, 2021. doi:10.48550/arXiv.2103.06707.

- [5] Oswin Aichholzer, Kristin Knorr, Maarten Löffler, Zuzana Masárová, Wolfgang Mulzer, Johannes Obenaus, Rosna Paul, and Birgit Vogtenhuber. Flipping Plane Spanning Paths. In *Proc. 38th European Workshop on Computational Geometry (EuroCG 2022)*, pages 66:1–66:7, Perugia, Italy, 2022. doi:10.48550/arXiv.2202.10831.
- [6] Oswin Aichholzer, Wolfgang Mulzer, and Alexander Pilz. Flip Distance Between Triangulations of a Simple Polygon is NP-Complete. *Discrete & Computational Geometry*, 54(2):368–389, 2015. doi:10.1007/s00454-015-9709-7.
- [7] Oswin Aichholzer and Klaus Reinhardt. A quadratic distance bound on sliding between crossing-free spanning trees. *Computational Geometry*, 37(3):155–161, 2007. doi:10.1016/j.comgeo.2004.12.010.
- [8] Selim G. Akl, Md. Kamrul Islam, and Henk Meijer. On planar path transformation. *Information Processing Letters*, 104(2):59–64, 2007. doi:10.1016/j.ip1.2007.05.009.
- [9] Nikos Apostolakis. Non-crossing trees, quadrangular dissections, ternary trees, and duality-preserving bijections. *Annals of Combinatorics*, 25(2):345–392, 2021. doi:10.1007/s00026-021-00531-w.
- [10] David Avis and Komei Fukuda. Reverse search for enumeration. *Discrete Applied Mathematics*, 65(1-3):21–46, 1996. doi:10.1016/0166-218X(95)00026-N.
- [11] David Avis and Duc A Hoang. On reconfiguration graph of independent sets under token sliding. *arXiv preprint*, 2022. doi:10.48550/arXiv.2203.16861.
- [12] Ahmad Biniiaz, Kshitij Jain, Anna Lubiw, Zuzana Masárová, Tillmann Miltzow, Debajyoti Mondal, Anurag Murty Naredla, Josef Tkadlec, and Alexi Turcotte. Token swapping on trees. *arXiv preprint*, 2019. doi:10.48550/arXiv.1903.06981.
- [13] Marthe Bonamy, Nicolas Bousquet, Marc Heinrich, Takehiro Ito, Yusuke Kobayashi, Arnaud Mary, Moritz Mühlenthaler, and Kunihiro Wasa. The perfect matching reconfiguration problem. In *44th International Symposium on Mathematical Foundations of Computer Science (MFCS 2019)*, volume 138 of *Leibniz International Proceedings in Informatics (LIPIcs)*, pages 80:1–80:14, Dagstuhl, Germany, 2019. Schloss Dagstuhl–Leibniz-Zentrum fuer Informatik. doi:10.4230/LIPIcs.MFCS.2019.80.
- [14] Paul Bonsma. The complexity of rerouting shortest paths. *Theoretical Computer Science*, 510:1–12, 2013. doi:10.1016/j.tcs.2013.09.012.
- [15] Prosenjit Bose and Ferran Hurtado. Flips in planar graphs. *Computational Geometry*, 42(1):60–80, 2009. doi:10.1016/j.comgeo.2008.04.001.
- [16] Kevin Buchin, Andreas Razen, Takeaki Uno, and Uli Wagner. Transforming spanning trees: A lower bound. *Computational Geometry*, 42(8):724–730, 2009. doi:10.1016/j.comgeo.2008.03.005.
- [17] Jou-Ming Chang and Ro-Yu Wu. On the diameter of geometric path graphs of points in convex position. *Information Processing Letters*, 109(8):409–413, 2009. doi:10.1016/j.ip1.2008.12.017.

- [18] Pilu Crescenzi, Roberto Grossi, Michel Habib, Leonardo LANZI, and Andrea Marino. On computing the diameter of real-world undirected graphs. *Theoretical Computer Science*, 514:84–95, 2013. Graph Algorithms and Applications: in Honor of Professor Giorgio Ausiello. doi:10.1016/j.tcs.2012.09.018.
- [19] C. Hernando, F. Hurtado, and M. Noy. Graphs of non-crossing perfect matchings. *Graphs and Combinatorics*, 18:517–532, 2002. doi:10.1007/s003730200038.
- [20] M.C. Hernando, F. Hurtado, A. Márquez, M. Mora, and M. Noy. Geometric tree graphs of points in convex position. *Discrete Applied Mathematics*, 93(1):51–66, 1999. doi:10.1016/S0166-218X(99)00006-2.
- [21] Michael E Houle, Ferran Hurtado, Marc Noy, and Eduardo Rivera-Campo. Graphs of triangulations and perfect matchings. *Graphs and Combinatorics*, 21(3):325–331, 2005. doi:10.1007/s00373-005-0615-2.
- [22] Mashhood Ishaque, Diane L. Souvaine, and Csaba D. Tóth. Disjoint compatible geometric matchings. *Discrete & Computational Geometry*, 49:89–131, 2013. doi:10.1007/s00454-012-9466-9.
- [23] Takehiro Ito, Marcin Kamiński, Hirotaka Ono, Akira Suzuki, Ryuhei Uehara, and Katsuhisa Yamanaka. Parameterized complexity of independent set reconfiguration problems. *Discrete Applied Mathematics*, 283:336–345, 2020. doi:10.1016/j.dam.2020.01.022.
- [24] Iyad A. Kanj, Eric Sedgwick, and Ge Xia. Computing the flip distance between triangulations. *Discrete & Computational Geometry*, 58(2):313–344, 2017. doi:10.1007/s00454-017-9867-x.
- [25] Anna Lubiw, Zuzana Masárová, and Uli Wagner. A proof of the orbit conjecture for flipping edge-labelled triangulations. *Discrete & Computational Geometry*, 61(4):880–898, 2019. doi:10.1007/s00454-018-0035-8.
- [26] Anna Lubiw and Vinayak Pathak. Flip distance between two triangulations of a point set is NP-complete. *Computational Geometry*, 49:17–23, 2015. doi:10.1016/j.comgeo.2014.11.001.
- [27] Torsten Mütze. Combinatorial Gray codes-an updated survey. *arXiv preprint*, 2022. doi:10.48550/arXiv.2202.01280.
- [28] Torrie L. Nichols, Alexander Pilz, Csaba D. Tóth, and Ahad N. Zehmakan. Transition operations over plane trees. *Discrete Mathematics*, 343(8):111929, 2020. doi:10.1016/j.disc.2020.111929.
- [29] Naomi Nishimura. Introduction to reconfiguration. *Algorithms*, 11(4):52, 2018. doi:10.3390/a11040052.
- [30] Marc Noy. Enumeration of noncrossing trees on a circle. *Discrete Mathematics*, 180(1-3):301–313, 1998. doi:10.1016/S0012-365X(97)00121-0.
- [31] Alexander Pilz. Flip distance between triangulations of a planar point set is APX-hard. *Computational Geometry*, 47(5):589–604, 2014. doi:10.1016/j.comgeo.2014.01.001.

- [32] Lionel Pournin. The diameter of associahedra. *Advances in Mathematics*, 259:13–42, 2014. doi:10.1016/j.aim.2014.02.035.
- [33] Dana Randall. Rapidly mixing markov chains with applications in computer science and physics. *Computing in Science & Engineering*, 8(2):30–41, 2006. doi:10.1109/MCSE.2006.30.
- [34] Andreas Razen. A lower bound for the transformation of compatible perfect matchings. In *Proc. 24th European Workshop on Computational Geometry (EuroCG 2008)*, pages 115–118, 2008. URL: <https://hal.inria.fr/inria-00595116/PDF/EuroCG08Abstracts.pdf#page=126>.
- [35] Daniel D. Sleator, Robert E. Tarjan, and William P. Thurston. Rotation distance, triangulations, and hyperbolic geometry. *Journal of the American Mathematical Society*, 1(3):647–681, 1988. doi:10.1090/S0894-0347-1988-0928904-4.
- [36] Jan van den Heuvel. The complexity of change. *Surveys in Combinatorics*, 409(2013):127–160, 2013. doi:10.48550/arXiv.1312.2816.