

Edge Graph Neural Networks for Massive MIMO Detection

Hongyi Li
State Key Laboratory of ISN
Xidian University
Xi'an, China

Junxiang Wang
Department of Computer Science
Emory University
Atlanta, USA

Yongchao Wang
State Key Laboratory of ISN
Xidian University
Xi'an, China

ABSTRACT

Massive Multiple-Input Multiple-Out (MIMO) detection is an important problem in modern wireless communication systems. While traditional Belief Propagation (BP) detectors perform poorly on loopy graphs, the recent Graph Neural Networks (GNNs)-based method can overcome the drawbacks of BP and achieve superior performance. Nevertheless, direct use of GNN ignores the importance of edge attributes and suffers from high computation overhead using a fully connected graph structure. In this paper, we propose an efficient GNN-inspired algorithm, called the Edge Graph Neural Network (EGNN), to detect MIMO signals. We first compute graph edge weights through channel correlation and then leverage the obtained weights as a metric to evaluate the importance of neighbors of each node. Moreover, we design an adaptive Edge Drop (ED) scheme to sparsify the graph such that computational cost can be significantly reduced. Experimental results demonstrate that our proposed EGNN achieves better or comparable performance to popular MIMO detection methods for different modulation schemes and costs the least detection time compared to GNN-based approaches.

KEYWORDS

Massive MIMO detection, message-passing, graph neural networks, graph sparsification

ACM Reference Format:

Hongyi Li, Junxiang Wang, and Yongchao Wang. 2022. Edge Graph Neural Networks for Massive MIMO Detection. In *Proceedings of ACM Conference (Conference'17)*. ACM, New York, NY, USA, 4 pages. <https://doi.org/10.1145/nnnnnnn.nnnnnnn>

1 INTRODUCTION

Massive Multiple-Input Multiple-Out (MIMO) plays an important role in modern wireless systems, which applies multiple antennas at both the transmitter and the receiver side to advance spectral and power efficiencies. Since the transmitted symbols are coupled and corrupted at the receiver side, the detection technology is required to recover the transmitted signals, which is referred as MIMO detection. [1, 12]. Though the Maximum-Likelihood (ML) estimation-based MIMO detector can achieve the optimal solution, it is computationally intractable as it requires to enumerate all valid

transmitted symbol vectors. To deal with this challenge, many approximation methods have been proposed [2, 3, 9, 11–13, 15, 17]. For example, Belief propagation (BP)-based detectors infer the transmitted symbols by iterative message dispatching in a graphical model without matrix inversion [15]. One of its variants, the Markov Random Field (MRF) detector, models transmitting antennas and channel information as nodes and edges, respectively [12]. However, they suffer from several challenges including severe performance degradation on loopy graphs and hand-crafted message-passing functions [3]. Recently, Graph Neural Networks (GNNs) have attracted much attention from machine learning researchers due to their tremendous success on many graph learning tasks such as node classification and link prediction [7]. This is because GNN can learn node representations effectively via aggregating information from neighboring nodes. Some existing works has applied them into MIMO detectors such as surrogate messages and lead to better performance compared with BP [10]. However, they still suffer from two challenges: firstly, they still can not fully leverage edge information; secondly, they are computationally expensive due to massive message propagation in GNNs.

In order to address these challenges simultaneously, we propose an efficient GNN-inspired MIMO detection algorithm named Edge Graph Neural Networks (EGNN), which improves performance further by exploiting edge attributes effectively. Specifically, we compute edge weights by channel correlation and treat obtained weights as metrics to evaluate the importance of neighbors. Moreover, we develop an adaptive Edge Drop (ED) scheme to sparsify a graph, in order to reduce the computational cost. Experimental results demonstrate the effectiveness and efficiency of our proposed EGNN compared with state-of-the-art MIMO detection methods.

2 BACKGROUND

2.1 Problem Formulation

Consider an uplink multi-user MIMO system with N_t transmit antennas and N_r receive antennas, where each user sends an independent symbol. The equivalent real-valued model of the MIMO system is given by $\mathbf{y} = \mathbf{H}\mathbf{x} + \mathbf{n}$. Given the received signal $\mathbf{y} \in \mathbb{R}^{2N_r}$, the variance of the zero-mean Additive White Gaussian Noise (AWGN) σ^2 and the Rayleigh channel matrix $\mathbf{H} \in \mathbb{R}^{2N_r \times 2N_t}$, the aim of the MIMO detection is to infer the transmitted symbols $\mathbf{x} = [x_1, x_2, \dots, x_{2N_t}]^T \in \mathcal{A}^{2N_t}$, where $\mathcal{A} = \{s_1, s_2, \dots, s_K\}$ is a real-valued finite alphabet set whose size K is the square root of the modulation order.

2.2 The BP Detection Method

The Maximum *A Posteriori* (MAP) solution to the above system is defined by

$$\hat{\mathbf{x}}_{MAP} = \arg \max_{\mathbf{x} \in \mathcal{A}^{2N_t}} p(\mathbf{x}|\mathbf{y}). \quad (1)$$

Permission to make digital or hard copies of all or part of this work for personal or classroom use is granted without fee provided that copies are not made or distributed for profit or commercial advantage and that copies bear this notice and the full citation on the first page. Copyrights for components of this work owned by others than ACM must be honored. Abstracting with credit is permitted. To copy otherwise, or republish, to post on servers or to redistribute to lists, requires prior specific permission and/or a fee. Request permissions from permissions@acm.org.

Conference'17, July 2017, Washington, DC, USA

© 2022 Association for Computing Machinery.

ACM ISBN 978-x-xxxx-xxxx-x/YY/MM...\$15.00

<https://doi.org/10.1145/nnnnnnn.nnnnnnn>

The BP detector factorizes the joint posterior probability function $p(\mathbf{x}|\mathbf{y})$ into a product of local functions that only contain either single or two variables:

$$\begin{aligned} p(\mathbf{x}|\mathbf{y}) &\propto p(\mathbf{x})p(\mathbf{y}|\mathbf{x}) \\ &= p(\mathbf{x}) \cdot e^{-\frac{1}{2\sigma^2}\|\mathbf{H}\mathbf{x}-\mathbf{y}\|^2} \\ &\propto \left(\prod_i \phi_i(x_i)\right) \left(\prod_{i<j} \phi_{ij}(x_i, x_j)\right), \end{aligned} \quad (2)$$

where $\phi_i(x_i) = p_i(x_i) \cdot e^{-\frac{1}{2\sigma^2}(\mathbf{h}_i^T \mathbf{h}_i x_i^2 - 2\mathbf{y}^T \mathbf{h}_i x_i)}$ and $\phi_{ij}(x_i, x_j) = e^{-\frac{1}{2\sigma^2} \mathbf{h}_i^T \mathbf{h}_j x_i x_j}$, $p(\mathbf{x})$ and $p_i(x_i)$ denote the joint prior probability and the prior of the variable x_i , respectively, and \mathbf{h}_i is the i -th column of \mathbf{H} . In most cases the prior probabilities are assumed uniform over symbols. We can develop a Markov Random Field (MRF) and achieve the maximum of $p(\mathbf{x}|\mathbf{y})$ by dispatching messages between nodes.

2.3 GNNs for MIMO Detection

Based on the MRF graph, previous works transformed the signal detection problem to a node classification task, which can be solved by GNNs [10, 16]. The GNNs consider a graph $G = \{\mathbf{E}, \mathbf{Z}^{(0)}\}$ as an input at step 0, in which $\mathbf{Z}^{(0)} = [\mathbf{z}_1^{(0)}, \mathbf{z}_2^{(0)}, \dots, \mathbf{z}_N^{(0)}]$, wherein $\mathbf{z}_i^{(0)}$ stands for the initial feature of node v_i , and $\mathbf{E} = \{\epsilon_{ij}\}_{N \times N}$ is a matrix that each entry ϵ_{ij} represents the attribute of the directed edge from node i to j . GNNs iteratively update vectors by message passing between neighboring nodes for T steps sequentially and finally project vectors to target outputs.

A GNN framework consists of three functions: a message function together with an update function for iterative node update, and a readout function for node classification. At step t , the central node i receives messages from all of its neighbors j by the message function: $\mathbf{m}_{j \rightarrow i}^{(t)} = \mathbf{M}(\mathbf{z}_i^{(t-1)}, \mathbf{z}_j^{(t-1)}, \epsilon_{ji})$, where ϵ_{ji} is the attribute associated with the undirected edge e_{ji} and \mathbf{M} is a Multi-Layer Perceptron (MLP). After aggregating all received messages, the node x_i is updated by $\mathbf{z}_i^{(t)} = \mathbf{U}(\mathbf{z}_i^{(t-1)}, \sum_{j \neq i} \mathbf{m}_{j \rightarrow i}^{(t)})$, in which \mathbf{U} is a Gated Recurrent Unit (GRU) followed by an MLP [8]. After T steps, the node vectors are fed to a readout function: $\hat{p}(x_i|\mathbf{y}) = \sigma(\mathbf{R}(\mathbf{z}_i^{(T)}))$, where \mathbf{R} is another MLP and σ denotes the softmax function. The node vector is initialized as $\mathbf{z}_i^{(0)} = [\mathbf{y}^T \mathbf{h}_i, -\mathbf{h}_i^T \mathbf{h}_i, \sigma^2]$ and the edge attributes of ϵ_{ji} are fixed at $[\mathbf{h}_j^T \mathbf{h}_i, \sigma^2]$.

3 THE PROPOSED EDGE GRAPH NEURAL NETWORKS FOR MIMO DETECTION

Previous works which utilize GNNs for MIMO detection have two limitations: *firstly*, MLP-based message functions treat node features and edge attributes equally, and thus neglect unique edge information; *secondly*, the computational cost of naive GNN models is still high because messages are passed back and forth frequently in GNNs. Therefore, we propose the EGNN and the Edge Drop (ED) scheme to address the aforementioned two issues, respectively.

3.1 The EGNN Model

In general, assigning different weights in neighboring messages can accelerate the learning process [4, 14]. Moreover, neighboring

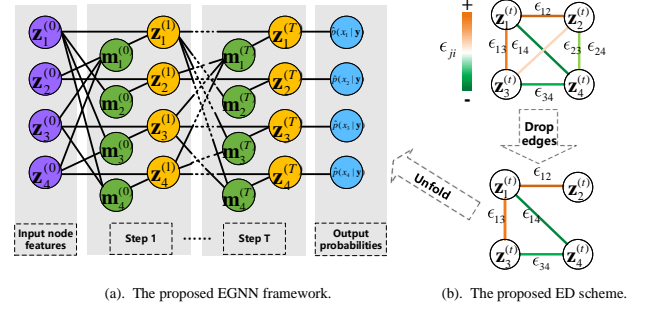


Figure 1: The Framework Overview.

information may exert either positive or negative impacts on central nodes [5]. Take them into consideration, we propose the EGNN model as follows:

The initial node features are mapped to a higher-dimensional space to enrich node information and enhance training performance:

$$\mathbf{z}_i^{(0)} = \text{MLP}_1 \left(\mathbf{y}^T \mathbf{h}_i, -\mathbf{h}_i^T \mathbf{h}_i, \sigma^2 \right) \in \mathbb{R}^S. \quad (3)$$

where MLP_1 is an MLP layer of size $(3, S)$, S is the node feature dimension, and edge attributes are $\epsilon_{ji} = -\mathbf{h}_j^T \mathbf{h}_i$. We then use ϵ_{ji} to measure the importance of the message from j to i . The weighted message can be obtained by:

$$\mathbf{m}_{j \rightarrow i}^{(t)} = \epsilon_{ji} \cdot \text{MLP}_2 \left(\mathbf{z}_j^{(t-1)} \right), \quad (4)$$

where MLP_2 is another MLP layer of size (S, S) . We apply the node update function and readout function used in [10]. The proposed EGNN framework is illustrated in Fig.1(a). The preprocessing functions (*i.e.* purple units) first initialize node features which are then passed to message functions (*i.e.* green units) to generate messages. Then node update functions (*i.e.* yellow units) collect messages to update node status. After T steps, the readout functions (*i.e.* blue units) provide predictions. EGNN model is optimized by minimizing the cross-entropy loss function: $L = -\sum_{i=1}^N p(x_i) \log \hat{p}(x_i|\mathbf{y})$, where $p(x_i)$ is a ground-truth label vector.

3.2 The Edge Drop scheme

We propose the ED scheme to sparsify the fully-connected graph. Note that the edge attribute $\epsilon_{ji} = -\mathbf{h}_j^T \mathbf{h}_i$ describes the unnormalized spacial correlation between channels of node i and j . The higher its absolute value is, the more correlated the two channels are, and hence more weight should be imposed on them. In contrast, a close-to-zero ϵ_{ji} indicates the approximate orthogonality of two channels which need not exchange any or much information to recover the transmitted symbols. Furthermore, naive GNN detectors require $O(N_i^2)$ message-passing processes at each iteration. Therefore, the proposed ED method drops a certain amount of edges from the graph to reduce computational complexity without performance loss. The ED process is illustrated by Fig. 1(b), where the example graph has four nodes and is at first fully-connected. The red edges mean that the edge weights are positive, while the green edges mean the opposite. The lighter the colors are, the smaller the

absolute values of the weights will become and the more trivial the edges will be such that they can be neglected (ϵ_{23} and ϵ_{24} in Fig. 1(b)).

4 EXPERIMENTS

In this section, we conduct extensive experiments to evaluate the performance of our proposed EGNN MIMO detector (with ED scheme) against existing popular methods: naive GNN and *Minimum Mean Square Error* (MMSE). The idea of MMSE is to minimize the Mean-Square Error (MSE) between the transmitted \mathbf{x} and the estimated signal $\mathbf{H}^T \mathbf{y}$. Due to the lack of real-world datasets, we constructed synthetic datasets as follows: we adopted the well-known *Quadrature Phase Shift Keying* (QPSK) and *16-Quadrature Amplitude Modulation* (16-QAM) schemes to build the modulation alphabet $\mathcal{A} = \{s_k\}_{k=1}^K$. Then, x_i on the i -th antenna was randomly picked from \mathcal{A} under the power constraint $\mathbb{E}\{\mathbf{x}^T \mathbf{x}\} = N_t$. The channel \mathbf{H} was constructed from i.i.d. Rayleigh fading model, whose entries were randomly sampled from the Gaussian distribution $\mathcal{N}(0, \sigma^2)$ with $\sigma^2 = 1/N_r$, and $N_t = 16$ and $N_r = 32$.

Table 1: Time of training and testing an epoch for GNN-based detectors.

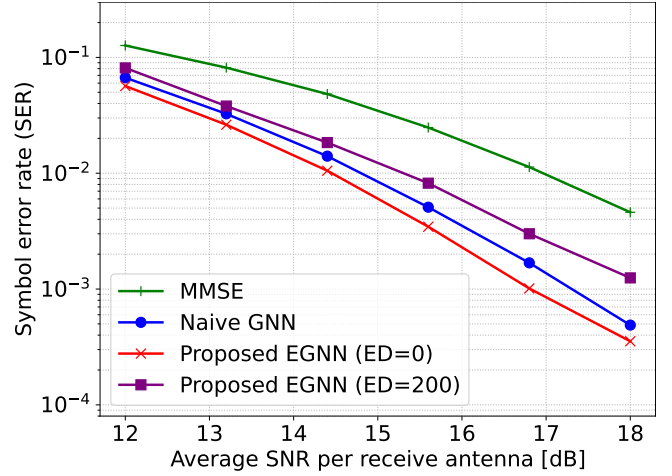
Detectors	Naive GNN	The Proposed EGNN	
		ED=0	ED=200
Training time (s) / epoch	22.10	17.85	16.75
Test time (s) / epoch	3.85	3.75	3.50

We provided three GNN-based models: the naive GNN, the EGNN without dropping edges (*i.e.* ED=0), and the EGNN with 200 edges dropped (*i.e.* ED=200). The numbers of training, validation, and test datasets used in our paper were 49152, 16384, and 16384, respectively. All models consisted of $T = 6$ steps, and we trained them in 100 epochs using the Adam optimizer [6] with a learning rate of 0.0003. Other hyperparameters were chosen as 32 (node feature dimension S), 128 (number of hidden neurons in the GRU module), and 64 (batch size). Besides, experimental results of the MMSE method were averaged over 20000 Monte-Carlo experiments. The Symbol-Error-Rate (SER) metric was utilized to compare performance.

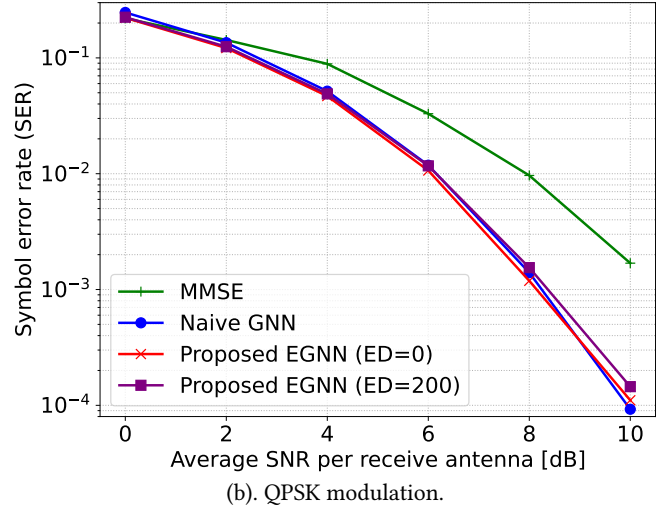
Fig. 2(a) depicts the SER performance of all methods in terms of SNR under the 16-QAM modulation scheme. It demonstrates that our proposed EGNN(ED=200) was ahead of all other methods. To be detailed, it outperformed the Naive GNN by 0.5dB at the SER 10^{-3} . Furthermore, our scheme with ED=200 was still superior to the MMSE method. Fig. 2(b) demonstrates the SER results under QPSK modulation, in which our proposed EGNN detector achieved comparable performance to the state-of-the-art one.

Table 1 shows the offline training and online test time of each epoch for GNN-based detectors. The proposed EGNN (ED=200) consumed the least offline training time and the least testing time online of each epoch, which manifested the effectiveness of our proposed ED scheme.

In this experiment we further compare the convergence speed of between GNN-based approaches. The SER of the first 50 epochs of the proposed EGNN (with ED) and Naive GNN detectors are



(a). 16-QAM modulation.



(b). QPSK modulation.

Figure 2: SER vs. SNR of different schemes where $N_t = 16$, $N_r = 32$.

reported in Fig. 3, where the modulation scheme is QPSK and SNR is 10dB. It is observed that the proposed schemes EGNN (ED=0) and EGNN (ED=200) converged faster than Naive GNN, though they achieved close final results.

5 CONCLUSION

In this paper, we developed an efficient Graph Neural Networks (GNN)-inspired algorithm, called Edge GNN (EGNN), to detect MIMO signals. We firstly proposed to compute graph edge weights by leveraging the channel correlation and then used the obtained weights as a metric to evaluate the importance of neighbors of each node. Towards fast detection, we designed an Edge Drop (ED) scheme to remove edges with a much smaller impact on message passing, where the sparsified graph was more efficient to transmit information and faster to converge. Experimental results demonstrate that our proposed EGNN was superior or comparable to popular MIMO detection methods using different modulation schemes

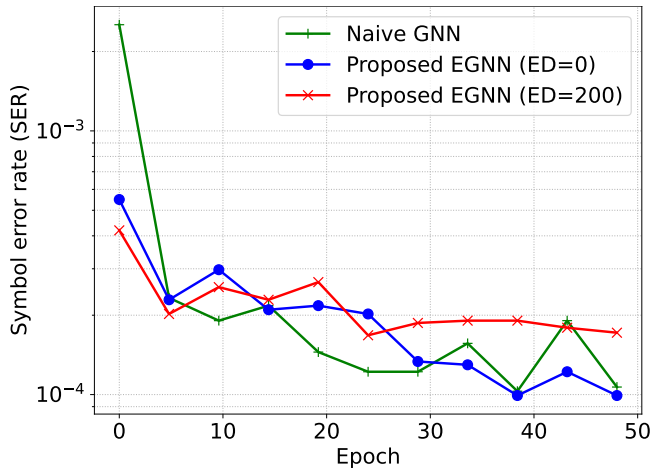


Figure 3: Convergence curves of SER under different GNN-based schemes for QPSK modulation under SNR=10dB.

and it had the least detection time compared to GNN-based approaches.

REFERENCES

- [1] Mahmoud A Albreem, Markku Juntti, and Shahriar Shahabuddin. 2019. Massive MIMO detection techniques: A survey. *IEEE Communications Surveys & Tutorials* 21, 4 (2019), 3109–3132.
- [2] Yuan Gao, Han Niu, and Thomas Kaiser. 2017. Massive MIMO detection based on belief propagation in spatially correlated channels. In *SCC 2017; 11th International ITG Conference on Systems, Communications and Coding*. VDE, 1–6.
- [3] Jacob Goldberger and Amir Leshem. 2010. Pseudo prior belief propagation for densely connected discrete graphs. In *2010 IEEE Information Theory Workshop on Information Theory (ITW 2010, Cairo)*. IEEE, 1–5.
- [4] Liyu Gong and Qiang Cheng. 2019. Exploiting edge features for graph neural networks. In *Proceedings of the IEEE/CVF Conference on Computer Vision and Pattern Recognition*. 9211–9219.
- [5] Yifan Hou, Jian Zhang, James Cheng, Kaili Ma, Richard TB Ma, Hongzhi Chen, and Ming-Chang Yang. 2019. Measuring and improving the use of graph information in graph neural networks. In *International Conference on Learning Representations*.
- [6] Diederik Kingma and Jimmy Ba. 2015. Adam: A method for stochastic optimization. In *International Conference on Learning Representations*.
- [7] Thomas N. Kipf and Max Welling. 2017. Semi-Supervised Classification with Graph Convolutional Networks. In *5th International Conference on Learning Representations, ICLR*.
- [8] Yujia Li, Daniel Tarlow, Marc Brockschmidt, and Richard Zemel. 2016. Gated graph sequence neural networks. In *4th International Conference on Learning Representations*.
- [9] Lei Liu, Yuhao Chi, Chau Yuen, Yong Liang Guan, and Ying Li. 2019. Capacity-achieving MIMO-NOMA: iterative LMMSE detection. *IEEE Transactions on Signal Processing* 67, 7 (2019), 1758–1773.
- [10] Andrea Scotti, Nima N Moghadam, Dong Liu, Karl Gafvert, and Jinliang Huang. 2020. Graph Neural Networks for Massive MIMO Detection. *Thirty-seventh International Conference of Machine Learning-Workshop of Graph Representation Learning and Beyond (2020)*.
- [11] Pritam Som, Tanumay Datta, Ananthanarayanan Chockalingam, and B Sundar Rajan. 2010. Improved large-MIMO detection based on damped belief propagation. In *2010 IEEE Information Theory Workshop on Information Theory (ITW 2010, Cairo)*. IEEE, 1–5.
- [12] Xiaosi Tan, Weihong Xu, Kai Sun, Yunhao Xu, Yair Be'ery, Xiaohu You, and Chuan Zhang. 2019. Improving massive MIMO message passing detectors with deep neural network. *IEEE Transactions on Vehicular Technology* 69, 2 (2019), 1267–1280.
- [13] Isayiyas Nigatu Tiba, Quan Zhang, Jing Jiang, and Yongchao Wang. 2021. A Low-Complexity Admm-Based Massive MIMO Detectors Via Deep Neural Networks. In *ICASSP 2021 - 2021 IEEE International Conference on Acoustics, Speech and Signal Processing (ICASSP)*. 4930–4934. <https://doi.org/10.1109/ICASSP39728.2021.9414211>
- [14] Petar Veličković, Guillem Cucurull, Arantxa Casanova, Adriana Romero, Pietro Lio, and Yoshua Bengio. 2018. Graph attention networks. *6th International Conference on Learning Representations*.
- [15] Jonathan S Yedidia, William T Freeman, Yair Weiss, et al. 2003. Understanding belief propagation and its generalizations. *Exploring artificial intelligence in the new millennium* 8 (2003), 236–239.
- [16] Kijung Yoon, Renjie Liao, Yuwen Xiong, Lisa Zhang, Ethan Fetaya, Raquel Urtasun, Richard Zemel, and Xaq Pitkow. 2019. Inference in probabilistic graphical models by graph neural networks. In *2019 53rd Asilomar Conference on Signals, Systems, and Computers*. IEEE, 868–875.
- [17] Quan Zhang, Jiangtao Wang, and Yongchao Wang. 2022. Efficient QAM Signal Detector for Massive MIMO Systems via PS/DPS-ADMM Approaches. *IEEE Transactions on Wireless Communications* (2022), 1–1. <https://doi.org/10.1109/TWC.2022.3170510>