

Markov Chain Approaches to Payoff Optimization in the Self-Organizing Network Coloring Game

Chen Zeyi

{chen1417@e.ntu.edu.sg OR chenzeyi111@gmail.com}

Division of Mathematics, School of Physical & Mathematical Sciences
Nanyang Technological University, Singapore

Abstract—The model of Network Coloring Game (NCG) is used to simulate conflict resolving and consensus reaching procedures in social science. In this work, we adopted some Markov Chain Techniques into the investigation of NCG. Firstly, with no less than $\Delta+2$ colors provided, we proposed and proved that the conflict resolving time has its expectation to be $O(\log n)$ and the variance $O((\log n)^2)$, thus is $O_p(\log n)$, where n is the number of vertices and Δ is the maximum degree of the network. This was done by introducing an absorbing Markov Chain into NCG. Secondly, we developed algorithms to reduce the network in post-conflict-resolution adjustments when a Borda rule is applied among players. Markov Chain Monte Carlo (MCMC) methods were employed to estimate both local and global optimal payoffs. Supporting experimental results were given to illustrate the corresponding procedures.

Index Terms—Network Coloring Game, Social Choices, Absorbing Markov Chain, Monte Carlo Simulation, Color Sampling

I. INTRODUCTION

The setting of a Network Coloring Game (NCG) was first introduced by Kearns et al [13]: With merely local information in hand, professors in a faculty need to adjust around until consenting on a non-conflicting classroom assignment, in which classes with timetable clashes share different venues. There are no administrative staffs (or so-called central agents) in the setting and no determined protocol or rules should be assumed. The detailed terminologies of this NCG are given as follows.

Regarding professors (or players) as vertices $V_i (i = 1, 2, \dots, n)$, an edge $e_j (j = 1, 2, \dots, m)$ can be formulated between any vertices that "conflict" (i.e. professors having classes with timetable clashes). Let $G(V, E)$ denote the graph or network where $V = (V_1, V_2, \dots, V_n)$ and $E = (e_1, e_2, \dots, e_m)$. Totally there are q available colors, representing different venues. The game runs in discrete rounds, where in each rounds, each player i uniformly select any color l_i from colors that were not used by his neighbors in the last round. Denote the neighborhood of the player i by $N(i)$, the payoff of i is denoted by the indicator variable

$$U_i = \begin{cases} 1 & \text{if } l_i \neq l_j, \forall l_j \in N(i) \\ 0 & \text{otherwise} \end{cases}$$

and every individual aims to maximize his personal payoff thus the entire system reaches its Nash equilibrium.

The distinction between this NCG and some classical graph coloring problems exists in the absence of a central agent who can manipulate around all possible assignments before finding the optimal one (i.e. this NCG is self-organizing). The NCGs mentioned in this report all refer to the self-organizing ones. In fact, such a Network Coloring Game (NCG) better imitates the real-life cases when individual agents pursue for a conflict resolution, or a consensus, without an omniscient view. The game theoretical nature is also reflected on the fact that each agent behaves greedily (exhausting all available colors as options at each round) and selfishly (only caring about his own payoff).

In this work, we involved in some Markov Chain models in cater of NCG's dynamic features, mainly in two parts. We first derived upper bounds for the expectation and variance of the conflict resolving time of NCG (See Theorem 1 and Theorem 2, by introducing an absorbing Markov Chain (AMC). Theorem 3 explains why the conflict resolving time is $O_p(\log n)$. This could be regarded as an extension of the result in [3] (Proposition 3). The other part is a discussion of the post-conflict-resolution adjustments made by players, where MCMC-aided algorithms to reduce network and detect both "local" and "global" optimal situations were proposed. Several simulation experiments were conducted to validate the correctness and effectiveness of the algorithms.

II. LITERATURE REVIEW

A. Self-organizing Network Coloring Game

The topic of network (graph) coloring has a long history in graph theory, where the aim is to find the least number of given colors, or so-called chromatic number, to satisfy a proper coloring in a random graph. The solution is well-known to be NP-hard. The concept of the previously introduced self-organizing Network Coloring Game (NCG) originated from an experimental study conducted by Kearns et al.[13] to model the class scheduling procedure among faculty members. It was later rigorously modelled to be some combinatorial optimization problems by Chaudhuri et al.[3]. When the number of available colors q is at least two more than the maximum degree Δ , they proved on the possibility for any individual conflict-resolving in

two successive steps, under greedy and selfish strategies. Moreover, the number of steps before the whole system reaches a proper coloring is upper bounded by $O(\log(\frac{n}{\epsilon}))$ for large n and arbitrarily small ϵ . A paper by Pelekis and Schauer [14] substantially improved the upper bound by introducing the idea of search games. More recently, Fryganiotis et al. [7] reduced the lower-restriction on q to be $\Delta + 1$ after employing a modified version of aforementioned greedy strategy.

It is remarkable that a q -proper coloring provides a Nash Equilibrium to the NCG when $k \geq \Delta + 1$, in which case each player i can choose a color different from its neighbors thus achieving $U_i = 1$. Therefore, a Nash Equilibrium of the game must satisfy $U_v = 1$ for $v = 1, \dots, m$, i.e. the color assignment must be a q -proper coloring.

B. Markov Chain (MC) in Graph Coloring Sampling

Aiming to approximately counting the number of the k -colorings in a graph, Mark Jurrum [11], as the pioneer, converted this counting problem to estimating the mixing time of a Markov Chain. Inspired by Glauber Dynamic term in statistical physics, he presented an approach to randomly sampling colorings with maximum degree Δ in $O(n \log n)$ time with at least $2\Delta + 1$ colors provided. Vigoda [17] later proved that it suffices for the number of colors to be only $\frac{11}{6}\Delta$ for the $O(n \log n)$ bound. Further results were developed for some graphs with special features ([9], [8], [4]). Most recently, Vigoda's result on general graphs was improved by Chen et al. [5] who proved that the chains are rapidly mixing in $O(n \log n)$ time when there are at least $(\frac{11}{6} - \epsilon_0)\Delta$ colors where ϵ_0 is a small positive constant, using linear programming approach.

C. Metropolis-Hasting Algorithm & Simulated Annealing

The Metropolis-Hasting Algorithm was first introduced by N. Metropolis et al and later generalized by W.K. Hastings [10]. It is an MCMC method aiming to approximately sample from some "target" distribution which is difficult for direct sampling within the aid of some "proposal" distribution. The procedure is:

- 1) Identify a target distribution π on the state space \mathcal{S} .
- 2) Choose an irreducible transition matrix Q (i.e. the proposal distribution) in the state space with probabilities Q_{ij} , $i, j = 1, \dots, m$.
- 3) Give the initial state k , $0 \leq k \leq m$.
- 4) Define an acceptance rate $\alpha(i, j) = \frac{\pi_j Q_{ji}}{\pi_i Q_{ij}}$.
- 5) Define an adjusted transition matrix P ,

$$P_{ij} = \begin{cases} 0 & \text{for } Q_{ij} = 0, i \neq j \\ Q_{ij} \min[1, \alpha(i, j)] & \text{for } Q_{ij} \neq 0, i \neq j \\ 1 - \sum_{j \neq i} P_{ij} & \text{for } i = j \end{cases}$$

- 6) Run with P for sufficiently large number of steps result in samples from the target distribution.

The Simulated Annealing method can be regarded as a variant to the Metropolis-Hasting Algorithm [16]. Its

objective is to conduct importance sampling from sets with large (small) objective values towards some maximization (minimization) problem w.r.t some $h : \mathcal{S} \rightarrow \mathbb{R}$. In other words, the transition should give larger probability on samples with large (small) objective values while give small probabilities to small (large) ones. This is achieved by define the target distribution as

$$P_\lambda(x) = \frac{e^{\lambda h(x)}}{\sum_{t \in \mathcal{S}} e^{\lambda h(t)}}$$

and acceptance rate as

$$r = \min(\alpha(i, j), 1)$$

where

$$\alpha(i, j) = \frac{e^{\lambda(j)} Q(j, i)}{e^{\lambda(i)} Q(i, j)}$$

Here λ is a function over time, named the temperature parameter. There is a trade-off in the size of λ : If λ is too small, the probability to sample optimal solution from the target distribution decreases; On the other hand, if λ is too large, the process is likely to stay at some local extremum for long. For example, for a maximization problem, the process has an extremely low probability to overcome a downhill state from some local maximum towards the global optimal point. Therefore, appropriate schemes should be proposed for λ to increase elegantly with time.

III. ABSORBING MARKOV CHAIN (AMC) IN NCG

A. Preliminaries

In this section, we will be working with a special type of Markov Chain which is called the Absorbing Markov Chain (AMC).

Definition 1 (Absorbing Markov Chain). *Given a Markov Chain $(Z_t)_{t \in \mathbb{N}}$, a state i is called absorbing if $\Pr[Z_{t+k} = i \mid Z_t = i] = 1, \forall k \in \mathbb{N}$, otherwise is called transient. $(Z_t)_{t \in \mathbb{N}}$ is defined to be absorbing if there exists at least one absorbing state that is accessible from any transient state.*

In the context of NCG, one may use a list with binary digits to represent the payoff of players after each round. The list has a length of n and there are 2^n possible outcomes. Additionally, since it is impossible for all but one players to have payoff equal to 1, the total number of possible cases is reduced by one. The collection of these $2^n - 1$ lists then forms up a state space \mathcal{S} where a Markov Chain $(X_t)_{t \in \mathbb{N}}$ can be run. Moreover, the following theorem emphasizes that the chain is absorbing when the number of colours q and the maximum degree of the graph Δ satisfy $q \geq \Delta + 2$.

Proposition 1. *If $q \geq \Delta + 2$, the Markov Chain $(X_t)_{t \in \mathbb{N}}$ defined in NCG as above is absorbing.*

Proof. The proof is inspired by a comment in [3]. One may easily observe that the state $K = (1, 1, \dots, 1)$ is absorbing because nobody has any incentive to change his choice

after being satisfied. All other states are transient because they are likely to alter in later rounds. Thus it suffices to prove the accessibility between other states to the state K .

Consider the probability of a payoff rise in successive rounds for a single vertex. Let d denote the number of neighbors of an unsatisfied vertex i thus at most d colors become unavailable in the next round. Meanwhile, denote by d_1, \dots, d_d the number of neighbors' neighbors. Suppose the vertex i propose for the color l in the second round, then only the neighbors also having the color l available for selection may keep i from a payoff rise. Therefore, when $q \geq \Delta + 2$,

$$\begin{aligned} p_i &\geq \prod_{j=1}^d \left(1 - \frac{1}{q - d_j}\right) \\ &\geq \left(1 - \frac{1}{q - \Delta}\right)^d \\ &\geq \left(1 - \frac{1}{q - \Delta}\right)^\Delta \\ &\geq \left(1 - \frac{1}{2}\right)^\Delta \\ &> 0 \end{aligned} \tag{1}$$

where $p_i = \Pr[U_i(t+1) = 1 \mid U_i(t) = 0]$.

Now we focus on the chain. Suppose I and \hat{I} differ only in vertex i : The former has $U_i = 0$ while the latter has $U_i = 1$. We call such a pair of lists as "adjacent". By (1), we have

$$\Pr[X_{t+1} = \hat{I} \mid X_t = I] = p_i \prod_{j \neq i} (1 - p_j) > 0 \tag{2}$$

which derives the positive probability for the chain to land on an "adjacent" state with a payoff rise in a single element, wherever it starts. Therefore, every transient state are accessible to the absorbing state. \square

By placing the transient states in front and the absorbing ones behind, the transition matrix of an AMC is often expressed in the following canonical form

$$P = \begin{pmatrix} Q & R \\ 0 & I \end{pmatrix}$$

where each row of the block matrix Q corresponds to a transient state. In the settings of $(X_t)_{t \in \mathbb{N}}$ in NCG, P is a $(2^n - n) \times (2^n - n)$ matrix. I is the number 1 and R is a $(2^n - n - 1) \times 1$ vector with $R_1 < R_2 < \dots < R_{2^n - n - 1}$. As described, each state in S is a binary list thus may represent a number. We construct the matrix Q by ascendingly ordering the states in terms of the numbers they represent. For example, the 1st state is $(0, 0, 0, \dots, 0)$, the 5th state is $(0, 0, \dots, 1, 0, 0)$, \dots , the $(2^n - n - 1)$ th state is $(1, 1, \dots, 1, 0, 0)$. Note that this chain is not irreducible because if a vertex has payoff = 1 at round t , its payoff remains in subsequent rounds. Therefore, it is impossible for the chain to jump from a "higher" state to any "lower" one. The structure of Q then becomes

$$Q = \begin{pmatrix} p_{1,1} & p_{1,2} & p_{1,3} & \dots & p_{1,2^n-2} \\ 0 & p_{2,2} & p_{2,3} & \dots & p_{2,2^n-2} \\ 0 & 0 & p_{3,3} & \dots & p_{3,2^n-2} \\ \vdots & \vdots & \vdots & \ddots & \vdots \\ 0 & 0 & 0 & \dots & p_{2^n-2,2^n-2} \end{pmatrix}$$

which is upper-triangular. Then P is upper-triangular as well.

To see how the game converges, we are interested in the absorbing status of the chain in the long run.

Proposition 2. *If $q \geq \Delta + 2$, the NCG where greedy and selfish strategies are employed, all players will eventually have their payoffs equal to 1 and the game stops.*

Proof. Since $(1, 1, \dots, 1)$ is the only absorbing state in the space S , it suffices to show that the chain will be absorbed and trapped at $(1, 1, \dots, 1)$. This is shown in the following Lemma 1, which is a remarkable feature of general absorbing Markov Chains. \square

Lemma 1. *The process $(X_t)_{t \in \mathbb{N}}$ with the transition matrix*

$$P = \begin{pmatrix} Q & R \\ 0 & I \end{pmatrix}$$

will be eventually absorbed when $t \rightarrow \infty$.

Proof. Suppose, from an initial state i , the chain requires at least m_i rounds to reach an absorbing state and the corresponding probability is p_i ($0 < p_i < 1$ because the chain is absorbing). Let $m = \max_i m_i$ and $p = \min_i p_i$. Then the probability that the chain does not access to the absorbing state after km rounds is at most $(1 - p)^k$, which converges to 0 when $k \rightarrow \infty$ (i.e. $\lim_{t \rightarrow \infty} Q^t = 0$). Therefore, the chain will be absorbed in the long run. Additionally, since every row of P^n sums up to 1,

$$\lim_{t \rightarrow \infty} P^t = \begin{pmatrix} 0 & 0 & 0 & \dots & 1 \\ 0 & 0 & 0 & \dots & 1 \\ 0 & 0 & 0 & \dots & 1 \\ \vdots & \vdots & \vdots & \vdots & \vdots \\ 0 & 0 & 0 & \dots & 1 \end{pmatrix}$$

\square

Chaudhuri et al.[3] proposed and rigorously proved the $O(\log(\frac{n}{\delta}))$ converging time of the conflict resolving in NCG, which are stated in the following Proposition 3.

Proposition 3 ([3]). *For $q \geq \Delta + 2$, an NCG will converge in $O(\log(\frac{n}{\delta}))$ rounds with probability at least $1 - \delta$, when the greedy and selfish strategies are applied.*

Proof. Here we give the sketch of the proof given in [3]. The key idea is built on the result of Lemma 2, which shows

the possibility for any individual conflict resolving in two successive steps. Then

$$\begin{aligned} \Pr[U_i(2\tau) = 0 \mid U_i(0) = 0] &= \prod_{t=1}^{\tau} \Pr[U_i(2t) = 0 \mid \bigcap_{s=1}^{t-1} U_i(2s) = 0] \\ &\leq (1-c)^\tau \\ &\leq e^{-c\tau} \end{aligned} \quad (3)$$

Let $\tau = \frac{1}{c} \ln(\frac{n}{\delta})$,

$$\Pr[U_i(2\tau) = 1 \mid U_i(0) = 0] \geq 1 - \frac{\delta}{n} \quad (4)$$

Taking an union bound over all vertices, we have

$$\begin{aligned} \Pr[T \leq 2\tau] &\geq (1 - \frac{\delta}{n})^n \\ &\geq 1 - \delta \end{aligned} \quad (5)$$

where T is the time to convergence in NCG, and

$$\Pr[T > 2\tau] \leq \delta. \quad \square$$

Lemma 2. For $q \geq \Delta + 2$,

$$\Pr[U_i(t+2) = 1 \mid U_i(t) = 0] \geq c \quad (6)$$

where $c = \frac{1}{1050e^9}$.

The proof of Lemma 2 can be found in Lemma 3 of [3], where tools like Markov's Inequality and the convexity of exponential function were used to construct inequalities. We omit the details here.

Besides the upper bound of the total number of rounds before convergence, we continue to consider the expected number of rounds as well as the corresponding variation. In preparation for our final proposition, we introduce the following Proposition 4 describing partial properties of AMC with the canonical transition matrix, extracted from [12].

Proposition 4. For an AMC with transition matrix P in canonical form, then

- 1) $(I - Q)^{-1}$ exists.
- 2) $\lim_{t \rightarrow \infty} P^t = \begin{pmatrix} 0 & (I - Q)^{-1}R \\ 0 & I \end{pmatrix}$
- 3) Suppose the number of states is k . Define a $k \times 1$ column vector n whose i -th element n_i denotes the expected number of steps before absorption, given the initial state i . Then $n = (I - Q)^{-1}\mathbb{1}$ where $\mathbb{1} = (1, 1, \dots, 1)_k^T$.

Proof. The first part of Proposition 4 is equivalent to "if $(I - Q)x = 0$, then $x = 0$ ". This is easy to prove as

$$(I - Q)x = 0 \iff x = Qx \iff x = \lim_{t \rightarrow \infty} Q^t x \iff x = 0 \quad (7)$$

Let $N = (I - Q)^{-1}$, then $N = \sum_{t=0}^{\infty} Q^t$ by Taylor's formula. Notice that the n -th power of the transition matrix is

$$P^t = \begin{pmatrix} Q^t & (I + Q + \dots + Q^{t-1})R \\ 0 & I \end{pmatrix}$$

then

$$\lim_{t \rightarrow \infty} P^t = \begin{pmatrix} 0 & (\sum_{t=0}^{\infty} Q^t)R \\ 0 & I \end{pmatrix} = \begin{pmatrix} 0 & NR \\ 0 & I \end{pmatrix} \quad (8)$$

Denote by X_{ij} the times the chain hits state j starting from i and $X_{ij}^{(l)}$ the indicator of arriving at state j in the l th step, then

$$\begin{aligned} \mathbb{E}(X_{ij}) &= \sum_{l=0}^{\infty} \mathbb{E}(X_{ij}^{(l)}) \\ &= I_{ij} + Q_{ij} + Q_{ij}^2 + Q_{ij}^3 + \dots \\ &= N_{ij} \end{aligned} \quad (9)$$

Since $n_i = \mathbb{E}(X_i)$ where X_i denotes the number of steps before absorption given initial state i , we have

$$\begin{aligned} n_i &= \mathbb{E}(\sum_{j=1}^k X_{ij}) \\ &= \sum_{j=1}^k N_{ij} \\ &= [N\mathbb{1}]_i \end{aligned} \quad (10) \quad \square$$

Proposition 4 implies an approach to estimate the expected number of steps of the NCG using the probabilities of not being trapped into the absorbing states in each single round, motivated by which we give the following results.

B. Main Results

The results given in [3] involves probability when deciding on the upper bound, which leaves certain possibility for the conflict-resolving time to break the bound. The following Theorem 1, though focusing on the expected steps, gives a more deterministic result.

Theorem 1. For $q \geq \Delta + 2$, the NCG is **expected** to converge in $O(\log(n))$ rounds, where n is the number of vertices in the network.

Proof. We first generate the preciously defined chain in NCG to jump two steps at a time and then double the number of steps.

Let $\overset{*}{N}$ denote $(I - Q^2)^{-1}$, then $\overset{*}{N}$ is also upper-triangular. By the third property in Proposition 4,

$$2N\mathbb{1} \geq \overset{*}{n} \quad (11)$$

where $\overset{*}{n} = (\overset{*}{n}_1, \overset{*}{n}_2, \dots, \overset{*}{n}_{2^n - n - 1})^T$, i.e.

$$\begin{aligned} \overset{*}{n}_i &\leq 2 \sum_{\tau=0}^{\infty} \sum_{j \geq i}^{2^n - n - 1} Q_{ij}^{2(\tau)} \\ &= 2 \sum_{\tau=0}^{\infty} \Pr[T > 2\tau] \end{aligned} \quad (12)$$

Following the notations in Proposition 3, we have $\delta = ne^{-c\tau}$ for large τ satisfying $\delta < 1$ (c is constant). Then

$$\begin{aligned} \sum_{\tau=0}^{\infty} \Pr[T > 2\tau] &\leq 1 \times \left\lceil \frac{\ln n}{c} \right\rceil + \sum_{\tau=\lceil \frac{\ln n}{c} \rceil}^{\infty} ne^{-c\tau} \\ &= \left\lceil \frac{\ln n}{c} \right\rceil + n \sum_{\tau=\lceil \frac{\ln n}{c} \rceil}^{\infty} e^{-c\tau} \\ &\leq \left\lceil \frac{\ln n}{c} \right\rceil + n \left(\frac{1}{n} \frac{1}{1-e^{-c}} \right) \\ &= O(\log(n)) \end{aligned} \quad (13)$$

Therefore, n_i^* is $O(\log(n))$ for $i = 1, 2, \dots, 2^n - n - 1$. \square

Remark. The significance of Theorem 1 is that it reduces the unsure probability in Proposition 3 when estimating the convergence (absorbing) time of NCG (the NCG chain).

In terms of the variance, we approximate it by conducting first-step analysis on the first migration by the chain.

Theorem 2. For $q \geq \Delta + 2$, the number of rounds before convergence in NCG has its **variance** bounded by $O((\log n)^2)$, whatever the initial state is.

Proof. Denote by X_i the number of steps initiating from the state i . Let $r = (\text{Var}(X_1), \text{Var}(X_2), \dots, \text{Var}(X_{2^n-n-1}))^\top$. Then

$$\begin{aligned} r_i = \text{Var}(X_i) &= \mathbb{E}[X_i^2] - \mathbb{E}^2[X_i] \\ &= \mathbb{E}(X_i^2) - n_i^{*2} \end{aligned} \quad (14)$$

By first-step analysis,

$$\begin{aligned} \mathbb{E}[X_i^2] &= \sum_{k=1}^{2^n-n^*} P_{ik} \mathbb{E}[(1+X_k)^2] \\ &= \sum_{k=1}^{2^n-n^*} P_{ik} \mathbb{E}[X_k^2 + 2X_k + 1] \\ &= 1 + 2 \sum_{k=1}^{2^n-n^*} P_{ik} \mathbb{E}[X_k] + \sum_{k=1}^{2^n-n^*} P_{ik} \mathbb{E}[X_k^2] \end{aligned} \quad (15)$$

Since $\mathbb{E}[X_{2^n-n}^2] = \mathbb{E}[X_{2^n-n}] = 0$, the column vector

$$\mathbb{E}[X^2] = (\mathbb{E}[X_1^2], \mathbb{E}[X_2^2], \dots, \mathbb{E}[X_{2^n-n-1}^2])^\top$$

can be expressed as

$$\mathbb{E}[X^2] = \mathbf{1} + 2Q^* \bar{n} + Q \mathbb{E}[X^2] \quad (16)$$

Transpose the terms we have

$$\begin{aligned} \mathbb{E}[X^2] &= (I - Q^*)^{-1} (\mathbf{1} + 2Q^* \bar{n}) \\ &= \bar{n} + 2(I - Q^*)^{-1} Q^* \bar{n} \\ &= \bar{n} + 2(Q + Q^2 + \dots) \bar{n} \\ &= \bar{n} + 2[(I - Q^*)^{-1} - I] \bar{n} \\ &= [2(I - Q^*)^{-1} - I] \bar{n} \\ &\leq 2(I - Q^*)^{-1} \mathbf{1} O(\log(n)) - \bar{n} \\ &= (2O(\log(n)) - 1) \bar{n} \end{aligned} \quad (17)$$

Thus,

$$\text{Var}(X_i) < \mathbb{E}[X_i^2] = O((\log(n))^2) \quad (18)$$

for any initial state i . \square

Corollary 1. For $q \geq \Delta + 2$, the number of steps before convergence in NCG is almost surely no larger than the number of vertices n when n is arbitrarily large.

Proof. By Theorem 1, say $\mathbb{E}[X_i] \leq C \log(n)$ for some constant C , then

$$\begin{aligned} \lim_{n \rightarrow \infty} \Pr[X_i \geq n] &= \lim_{n \rightarrow \infty} \Pr[X_i - C \log(n) \geq n - C \log(n)] \\ &\leq \lim_{n \rightarrow \infty} \Pr[X_i - \mathbb{E}[X_i] \geq n - C \log(n)] \\ &\leq \lim_{n \rightarrow \infty} \frac{\text{Var}(X_i)}{(n - C \log(n))^2} \\ &\leq \lim_{n \rightarrow \infty} \frac{D(\log(n))^2}{(n - C \log(n))^2} \\ &= 0 \end{aligned} \quad (19)$$

where D is constant. The second inequality is a variant to the Chebyshev's Inequality. \square

Remark. Corollary 1, to some extent, reflects on the result of Proposition 3 since

$$\lim_{n \rightarrow \infty} \frac{\log(n/\delta)}{n} = 0 \quad (20)$$

even for arbitrarily small $\delta > 0$.

With $q \geq \Delta + 2$ guaranteed, the conflict resolving steps given the number of vertices n , denoted by $X^{(n)}$, can be regarded as a set of random variables. Theorem 1 and Theorem 2 imply a stochastic boundedness of $X^{(n)}$, as stated in the following Theorem 3.

Theorem 3. Denote by $X^{(n)}$ the conflict resolving rounds given the number of vertices n . Then $X^{(n)}$ is stochastically bounded above and $X^{(n)} = O_p(\log n)$.

Proof. We W.T.S.

$$\frac{X^{(n)}}{\log n} \rightarrow 0, n \rightarrow \infty \quad (21)$$

By Chebyshev's Inequality, $\forall k \geq 1$,

$$\Pr[X^{(n)} - \mu_n \geq k\sigma_n] \leq \frac{1}{k^2} \quad (22)$$

where $\mu_n = \mathbb{E}(X^{(n)})$ and $\sigma_n = s.d.(X^{(n)}) = \sqrt{\text{Var}(X^{(n)})}$.

By Theorem 1 and Theorem 2, $\mathbb{E}(X^{(n)}) \leq C \log n$ and $\text{Var}(X^{(n)}) \leq D(\log n)^2$ for $\forall n > n_0$, (C and D are constant). Let $k = \frac{M \log n - \mu_n}{\sigma_n}$ where M is a positive integer making $k \geq 1$ and $M > C$, we have

$$\Pr[X^{(n)} - \mu_n > M \log n - \mu_n] < \frac{D(\log n)^2}{2(M \log n - \mu_n)^2} \quad (23)$$

for $\forall n > n_0$

Take $M = \frac{\sqrt{D}}{\sqrt{2c}} + C$, then for $\forall \epsilon > 0$,

$$\Pr\left[\left|\frac{X_n}{\log n}\right| > M\right] < \epsilon \quad (24)$$

for $\forall n > n_0$ and $X^{(n)} = O_p(\log n)$ by the definition of stochastic boundedness. \square

IV. OPTIMAL ASSIGNMENT BY BORDA'S RULE IN NCG

In this section, we consider local adjustments of each player after the proper coloring has been met. Such post-conflict-resolution dynamics, to the best of the author's knowledge, has not been explored in literature. This topic is rather practical as, for example, after the conflict is resolved in classroom assignment, it is reasonable for each professor to develop personal preferences on different venues after a semester's teaching and to modify his choice, with an effective proper coloring being guaranteed. Our aim here is to find local optimal coloring assignment (i.e. the assignment that gives maximal social welfare $\sum_{i \in G} u(i)$) to the network, by using some Markov Chain Monte Carlo (MCMC) methods.

The assumptions we made are:

- The **Borda's rule** [6] is applied, i.e. each player gives 0 point to his very bottom-preferred color, 1 point to the outcome that is second to last, and so on, and the payoff of a player is exactly the point he gives to the given color.
- Only local information is shared between neighboring players, including the current color and whether to stay in the game in the next round.
- Once a player obtains his top-preferred color in the current situation (may not be his best preference in the color list), he keeps the color in later rounds thus leaves the game, since there is no incentive to change anymore. The network is then reduced accordingly. Figure 1 gives an example of network reduction.
- Players will choose from those available colors prevailing the current one in their respective preference lists. They will choose **uniformly** to avoid being trapped in top ones thus result in infinite loops of conflicts never resolved. They step forward only when the new color assignment is also proper, ensuring there is no conflict; otherwise, all remaining players restart their selection in the very round.

Note that it only makes sense to consider the Borda's rule after an assignment without conflicts has been found. This is important because in the greedy and selfish strategy, if all players have a hierarchical ranking on the colors at the initial stage, they will pop between their top-preferred ones thus a proper coloring may never be reached, especially when the preferences are similar.

A. Local Optimal Payoff Simulation

In this subsection, we are interested in simulating the unprompted adjustments around the whole network to reach a "local" payoff, which, obviously, may not be the most fortunate circumstances given the initial color assignment. We represent the initial network by adjacency matrix $A_{n \times n}$. Labelling the q possible colors by $0, 1, \dots, q-1$, we denote the original proper coloring after conflict resolving by $L_{n \times 1}$.

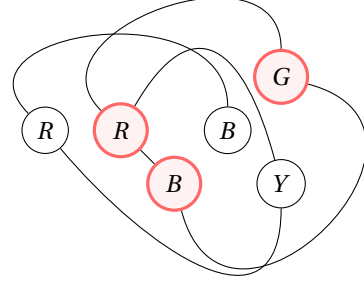


Figure 1. Network Reduction Example: If all vertices have the same preference list as Green > Red > Blue > Yellow and the current assignment is given as above, then the red vertices are leaving the game.

Each player has an **descending** preference list $X-i$ which is a permutation of the q colors, where the index number equals to the point given to the corresponding color.

Due to the second and third assumptions we made, players with top preference will leave the game and this information will be known to all neighbors. Once the players currently holding the second preferred color get informed that their top-preferred color is occupied by the leaving neighbor, they will also leave the game since they have no better choices. This process continues till the reduced network is found unchanged, i.e. all remaining players wish to proceed to the next round. We developed Algorithm 1 for the network reduction purpose under this idea.

Algorithm 1 takes the original adjacency matrix A_0 , the preference matrix X_0 and the initial color assignment L_0 as input, and produces the reduced adjacency matrix A , the reduced preference list X , the reduced color assignment L , the temporary available color lists *avaicolorlist*, and the payoffs gained by quitters *payoff* as output. Leaving players (vertices) have their indices stored in *removelist* in each round after being identified and finally get eliminated, in a "first in, last out" manner for the ease of dimension reduction. Details are given in the pseudocode and the complexity of Algorithm 1, with respect to n , is $O(n^2)$.

After a reduced network is obtained, the players staying in the game start their uniform selection among their respective available color sets to reach a new proper coloring. It is obvious that the social welfare is never decreased when a new color assignment is obtained since each player receives better payoff. In this fashion, all possible proper colorings consisting of respective available colors have equal probability to be accessed to thus follows a uniform distribution. This can be regarded as a target distribution of an Metropolis-Hasting Algorithm [18]. The detailed procedure of reaching a better-payoff proper coloring is given in Algorithm 2. It takes the adjacency matrix A , an initial color assignment L_0 , *avaicolorlist*, and the truncation steps m

Algorithm 1: Network Reduction in NCG

Input : A_0, X_0, L_0 .**Output:** $A, X, L, \text{avaicolorlist}, \text{payoff}$.

```
1: Function RemoveVertex( $A, x$ ):
2:   while  $x < \text{length}(A) - 1$  do
3:     for  $i \leftarrow 0$  to  $\text{length}(A[0]) - 1$  do
4:        $A[x][i] = A[x+1][i]$ ;
5:     for  $j \leftarrow 0$  to  $i$  do
6:        $A[j][x] = A[j][x+1]$ ;
7:      $x += 1$ ;
8:   Reduce the dimension of  $A$  by one;
9:   return  $A$ 
10: Copy  $A_0, X_0, L_0$  as  $A, X, L$ ;
11: Initialize  $\text{count} = 1, \text{avaicolorlist} = [], \text{payoff} = 0$ ;
    /* Introduce the available colors of each vertex
    at the particular round. */
12: for  $i \leftarrow 0$  to  $\text{length}(A) - 1$  do
13:   Find the index  $k$  for  $X[i][k] == L[i]$ , and append
     $X[i][k+1]$  to  $\text{avaicolorlist}$ .
    /* Remove vertices with optimal personal payoff
    at each round. */
14: while  $\text{count} \neq 0$  do
15:   Initialize  $\text{count} = 0; \text{removelist} = []$ 
16:   for  $i \leftarrow 0$  to  $\text{length}(A) - 1$  do
17:     if  $\text{avaicolorlist}[i][0] == L[i]$  then
18:       for  $j \leftarrow 0$  to  $\text{length}(A) - 1$  do
19:         if  $A[i][j] == 1$  then
20:           Update  $\text{payoff}$  as
21:            $\text{payoff} += q - 1 - X_0[k].\text{index}(L[k])$ 
22:           Remove the color of vertex  $j$  from
            the  $\text{avaicolorlist}$  of vertex  $i$ .
23:         else
24:            $\text{pass}$ 
25:       Append  $i$ 's index to  $\text{removelist}$ 
26:     else
27:        $\text{pass}$ 
28:   Reverse the permutation in  $\text{removelist}$ ;
    /* Dimension Reduction. */
29:   for  $k$  in  $\text{removelist}$  do
30:     Remove  $k$ 's information from  $A, X, L$  and
       $\text{avaicolorlist}$ .
31:   for  $i \leftarrow 0$  to  $\text{length}(A) - 1$  do
32:     if  $\text{avaicolorlist}[m][0] == L[m]$  then
33:        $\text{count} = \text{count} + 1$ ;
34:     else
35:        $\text{pass}$ ;
36: return  $A$ 
```

Algorithm 2: Metropolis-Hasting Algorithm for Proper Coloring in NCG

Input : $A, L_0, \text{avaicolorlist}, m$.**Output:** L_1

```
1: Function isProper( $A, L$ ):
2:    $\text{isProper} = 1$ 
3:   for  $i \leftarrow 1$  to  $\text{length}(A)$  do
4:     for  $j \leftarrow 1$  to  $\text{length}(A)$  do
5:       if  $A[i][j] == 1$  then
6:         if  $L[i] == L[j]$  then
7:            $\text{isProper} = 0$ 
8:            $\text{break}$ 
9:         else
10:           $\text{pass}$ 
11:       else
12:         $\text{pass}$ 
13:   return  $\text{isProper}$ 
14: Let  $L = \text{rep}(0, m)$ ;
15: Initialize  $L[0] = L_0$ ;
16:  $C = \text{avaicolorlist}$ ;
17:  $n = \text{length}(A)$ ;
18: for  $\text{step} \leftarrow 0$  to  $m - 1$  do
19:    $X = L[\text{step}]$ 
20:   Generate  $V_1 = \text{Unif}(0, 1, \dots, n - 1)$ .
21:   Generate  $V_2 = \text{Unif}(C[V_1])$ .
22:    $X[V_1] = V_2$ 
23:   Denote  $\text{size} = \text{len}(C[V_1])$ 
24:   Proposed:  $Q = \frac{1}{n \times \text{size}}$ 
    /*  $\alpha(i, j) = 1$  if proper;  $\alpha(i, j) = 0$  otherwise.
25:   Adjusted:  $P = \text{isProper}(A, X) \times Q$ 
26:   Generate  $U = \text{Unif}(0, 1)$ ;
27:   if  $U < P$  then
28:      $L[\text{step} + 1] = X$ ;
29:   else
30:      $L[\text{step} + 1] = L[\text{step}]$ ;
31:  $L_1 = L[m]$ ;
32: return  $L_1$ 
```

as input, while giving a new proper coloring assignment L_1 eventually. In the proposal distribution, we consider color assignments with merely one element different from the previous one, say i . The new color of the particular vertex i must be from the previously-defined $\text{avaicolorlist}[i]$ thus ensuring the increase in the total welfare. After sufficient number of truncated steps, the outcomes given by the algorithm should commit a uniform distribution on the target distribution, thus could be the new "equilibrium".

Algorithm 1 and 2 are run alternately to constantly reduce the network size and achieve proper colorings with higher social welfare. The whole procedure continues until the network A given by Algorithm 1 has zero size, i.e. all players quit the game. The final welfare is the sum of payoffs gained

in each round by the quitters. Since an upper bound of $O(n^2)$ for Algorithm 2 within large data was provided in [1] and the iterations to reduce network is proportional to n , the total complexity of the local payoff reaching procedure is $O(n^3)$.

B. Global Optimal Payoff by Simulated Annealing

Based on the context of Borda rule, the payoff (or welfare) function $h: \mathbb{N}^n \rightarrow \mathbb{N}$ is

$$h(L) = (q-1)n - \sum_{k=0}^{n-1} X[k].index(L[k])$$

where L is a color assignment and X is the preference matrix.

Algorithm 3: Simulated Annealing for Payoff Maximization in NCG

Input : A_0, X_0, L_0, q, m

Output: $L, welfare$

```

1: Function welfareh( $q, X, L$ ):
2:    $n = len(L)$ ;
3:    $idx = 0$ ;
4:   for  $k \leftarrow 0$  to  $n-1$  do
5:      $idx = idx + X[k].index(L[k])$ ;
6:    $welfare = (q-1)n - idx$ ;
7:   return  $welfare$ 
8: Let  $L = [0] * (m+1)$ ;
9: Initialize  $L[0] = L_0, n = len(A_0), C = []$ ;
10: for  $i \leftarrow 0$  to  $n-1$  do
11:   Find  $k$  S.T.  $X_0[i][k] == L_0[i]$ ;
12:   Append  $X_0[i][:k+1]$  to  $C$ ;
13: Initialize  $welfare = [welfareh(q, X_0, L[0])]$ ;
14: for  $t \leftarrow 0$  to  $m-1$  do
15:   Determine the temperature  $\lambda_t$ ;
16:    $x = L[t].copy()$ ;
17:   Generate  $V_1 = Unif(0, 1, \dots, n-1)$ ;
18:   Generate  $V_2 = Unif(C[V_1])$ ;
19:   Denote  $size = len(C[V_1])$ ;
20:    $x[V_1] = V_2$ ;
21:    $h_1 = welfareh(q, X_0, L[t])$ ;
22:    $h_2 = welfareh(q, X_0, x)$ ;
23:   Let  $\alpha = isProper(A_0, x) \times \frac{e^{\lambda_t h_2}}{e^{\lambda_t h_1}}$ ;
24:   then  $r = min(1, \alpha)$ ;
25:   Proposed:  $Q = 1/(n \times size)$ ;
26:   Adjusted:  $P = Q \times r$ ;
27:   Generate  $U = Unif(0, 1)$ ;
28:   if  $U < P$  then
29:      $L[t+1] = x$ ;
30:   else
31:      $L[t+1] = L[t]$ 
32:   ;
33:   Append  $welfareh(q, X_0, L[t])$  to  $welfare$ ;
34: return  $L, welfare$ 

```

Given an initial conflict-resolved coloring assignment, it is natural to consider the adjustments among players that lead to the global maximum social welfare (i.e. total sum of personal payoffs). Notice that, by "global", instead of finding the most fortunate situation from the very beginning, we still assume that a proper coloring has already been reached using binary-payoff strategies otherwise the game could be endless as stated in the last subsection. Since we focus on the outcomes with high social welfare, simulated annealing method can be employed to conduct importance sampling from the high-welfare situations. Algorithm 3n depicts the detailed procedure of finding the best potential welfare and the corresponding color assignment. The input variables include the original adjacency matrix A_0 , the preference matrix X_0 , the initial color assignment L_0 , the number of colors q , and the truncation steps m ; the output is the optimal welfare *welfare* as well as the list of corresponding color assignments L .

The key idea to determine an appropriate temperature parameter is to raise λ_t in an appropriate pace so that the chain can access to "downhill" point for the global maximum. A simple iterative algorithm was given in [15] to compute the optimal initial temperature w.r.t the required acceptance probability. In terms of "temperature scheme" (i.e. the evolution of λ_t), multiple schemes are available to be experimented, for example, linear cooling schedule, geometric cooling schedule, etc., according to a massive amount of literature [2]. The key idea is to raise the temperature in an appropriate pace so that the chain can access to "downhill" point for the global maximum.

The complexity of Algorithm 3 is $O(n^2)$ owing to the proper coloring identifying steps. One may run the Simulated Annealing Algorithm for multiple times to validate the highest produced welfare. The advantage of Algorithm 3 is that it enjoys less time complexity thus reaches the "highest point" more rapidly, compared to the local optimal payoff reaching process depicted in the last subsection. However, unlike previous algorithms where one can witness the unprompted self-organizing actions made by players, Algorithm 3 does not give detailed behaviors amongst players from the initial color assignment to the one with an optimal payoff.

C. Simulation Experiments

This subsection provides some experiments to simulate post-resolution dynamics in NCG, using previous algorithms and techniques ¹.

Using *networkx* packages in Python, we constructed a network A_0 with 20×20 adjacency matrix, where there is 0.3 probability for an edge to exist between any pair of vertices (Figure 2). The maximum degree was found to be 11, thus we let the color set have a size of 13 to satisfy $q \geq \Delta + 2$ (colors represented by $0, 1, \dots, 12$). X_0 is a 20×13

¹The Python code for this part is available on Github at <https://github.com/CHENZeyi1101/2122URECA.git>.

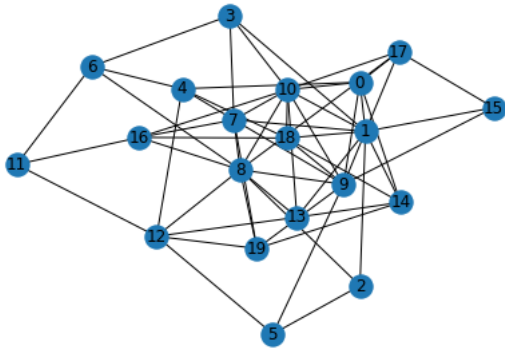


Figure 2. The network A_0

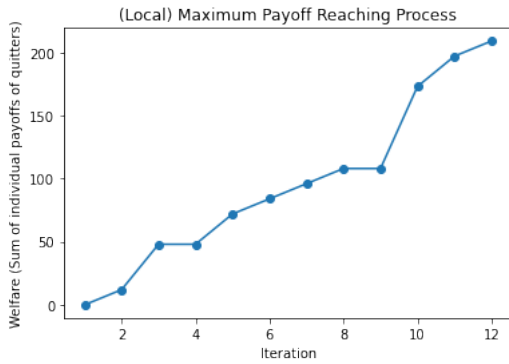


Figure 3. (Local) Maximum Payoff Reaching Process

matrix consisting of preference lists of all players, where the preferences were generated as random permutations of colors. The initial proper color assignment L_0 was intuitively generated by uniformly selecting available colors for each vertex.

We employed Algorithm 1 and Algorithm 2 to alternately reduced the network and updated coloring assignment, until all players leave the game (no vertices left in network). Figure 3 illustrates a possible process to reach the best local payoff, which was found to be 209. Notice that there were cases when payoff kept unchanged, which resulted from the absence of quitters after a specific network reduction.

It is theoretically difficult to calculate the expected optimal payoff of the system, instead we may apply MCMC method to estimate the expectation. We ran the maximum payoff reaching process for k times for k being large ($k = 1000$ here), and the results are given in Figure 4. Then the average of the obtained values was regarded as an unbiased and consistent estimator to the expected optimal payoff. In the case represented by Figure 4, the expected optimal payoff was 208.905 (≈ 209), and the maximum result ever in the iterations was 216.

Next, we experimented on the Simulated Annealing Algorithm to find the global optimal payoff. Three different temperature schemes were compared: $\lambda_t^{(1)} = \log(1 + t)$, $\lambda_t^{(2)} =$

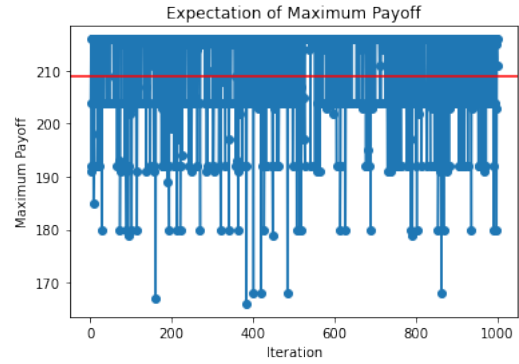


Figure 4. Expectation of Maximum Payoff

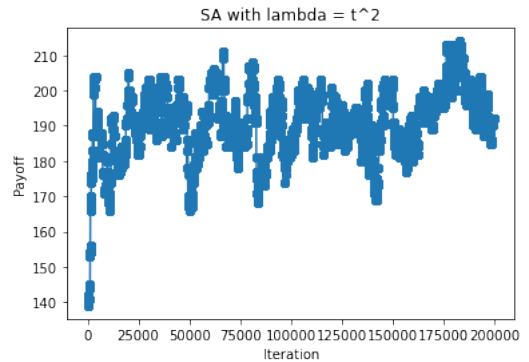
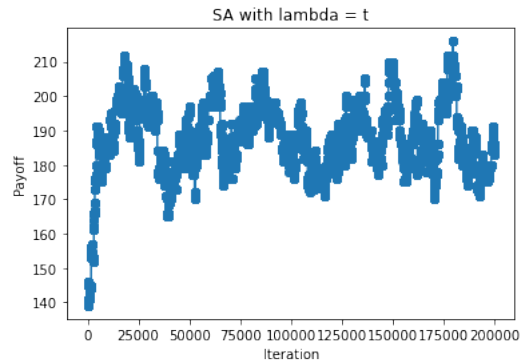
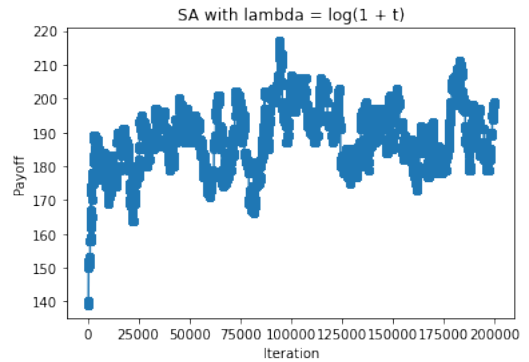


Figure 5. Simulated Annealing for Global Optimal Payoff

Table I
SUMMARY OF RESULTS FOR DIFFERENT TEMPERATURE SCHEMES

	maximum payoff	reaching time
$\lambda_t^{(1)} = \log(1+t)$	217	94156
$\lambda_t^{(2)} = t$	216	179632
$\lambda_t^{(3)} = t^2$	214	183118

$t, \lambda_t^{(3)} = t^2$. Figure 5 gives the payoff reaching dynamic where the number of iterations was 2×10^5 in each case. A summary of the maximum payoff obtained and the corresponding reaching time is given in Table I. Based on the results, we inferred that the global maximum payoff after post-resolution adjustments could be around 217 in this example, which is reasonably consistent with the eventual optimal payoff in Figure 4. We ran and evaluated a few more cases to derive generalized results. Among the three candidates of temperature parameters, $\lambda_t^{(1)}$ and $\lambda_t^{(2)}$ have relatively better performances in the reaching value and efficiency, while $\lambda_t^{(3)}$ always led to difficulty in overcoming local optimas. In spite of that, all parameters gave an optimal value between 215 and 220 when the process is iterated for a sufficiently large number of times (e.g. $m > 1 \times 10^6$).

V. CONCLUSION

In this paper, we mainly discussed on two topics in the context of the self-organizing Network Coloring Game (NCG) using some Markov Chain perspectives. Inspired by properties of Absorbing Markov Chain (AMG), we proved the upper bound of the expectation and variance of the number of conflict-resolving rounds, based on which we concluded a stochastic upper bound. We also stepped forward to consider after-game adjustments potentially made by players to optimize both their personal payoffs and the social welfare, which can be sampled by the proposed algorithms. Both discussions demonstrated the huge potential of Markov Chain tools in the related social network or graph topics, on which more extensions and explorations could be expected in future researches.

VI. ACKNOWLEDGEMENT

This research was under the Undergraduate Research Experience on Campus (URECA) program of Nanyang Technological University (NTU). The author would express my gratitude to my URECA supervisor, Assoc Prof Wu Guohua, for the flexibility and patience during the research project. He would also want to thank his girlfriend Ms Sun Chang for the encouragements, as well as his friend Mr Hu Kairui for his advice on algorithm complexity analysis in experiments.

REFERENCES

[1] A. Belloni and V. Chernozhukov. On the computational complexity of mcmc-based estimators in large samples. *The Annals of Statistics*, 37(4):2011–2055, 2004.

[2] W. Ben-Ameur. Computing the initial temperature of simulated annealing. *Computational Optimization and Applications*, 29(3):369–385, 2004.

[3] K. Chaudhuri, C. Fang, and M. S. Jamall. A network coloring game. In *International Workshop on Internet and Network Economics*, pages 522–530, Springer, Berlin, Heidelberg, 2008.

[4] B. L. Chen and C. H. Yen. Equitable δ -coloring of graphs. *Discrete Mathematics*, 312(9):1512–1517, 2012.

[5] S. Chen, M. Delcourt, A. Moitra, G. Perarnau, and L. Postle. Improved bounds for randomly sampling colorings via linear programming. In *Proceedings of the Thirtieth Annual ACM-SIAM Symposium on Discrete Algorithms*, pages 2216–2234, 2019.

[6] P. Favardin, D. Lepelley, and J. Serais. Borda rule, copeland method and strategic manipulation. *Review of Economic Design*, 7(2):213–228, 2002.

[7] N. Fryganiotis, S. Papavassiliou, and C. Pelekis. A note on the network coloring game: A randomized distributed $(\Delta + 1)$ -coloring algorithm, 2021.

[8] T. P. Hayes, J. C. Vera, and E. Vigoda. Randomly coloring planar graphs with fewer colors than the maximum degree. *Random Structures & Algorithms*, 47(4):731–759, 2015.

[9] T. P. Hayes and E. Vigoda. Coupling with the stationary distribution and improved sampling for colorings and independent sets. *The Annals of Applied Probability*, 16(3):1297–1318, 2006.

[10] D. B. Hitchcock. A history of the metropolis-hastings algorithm. *The American Statistician*, 57(4):254–257, 2003.

[11] M. Jerrum. A very simple algorithm for estimating the number of k -colorings of a low-degree graph. *Random Structures & Algorithms*, 7(2):157–165, 1995.

[12] A. Kassir. *Absorbing Markov chains with random transition matrices and applications*. PhD thesis, University of California, Irvine, 2018.

[13] M. Kearns, S. Suri, and N. Montfort. An experimental study of the coloring problem on human subject networks. *Science*, 313(5788):824–827, 2006.

[14] C. Pelekis and M. Schauer. Network coloring and colored coin games. *Search Theory*, pages 59–73, 2013.

[15] A. K. Peprah, S. K. Appiah, and S. K. Amponsah. An optimal cooling schedule using a simulated annealing based approach. *Applied Mathematics*, 8(8):1195, 2017.

[16] R. A. Rutenbar. Simulated annealing algorithms: An overview. *IEEE Circuits and Devices magazine*, 5(1):19–26, 1989.

[17] E. Vigoda. Improved bounds for sampling colorings. *Journal of Mathematical Physics*, 41(3):1555–1569, 2000.

[18] J. Zhang. *Markov chains, mixing times and coupling methods with an application in social learning*. Senior thesis, Northwestern University, 2020.