

Quantum speed of evolution of neutral mesons

Subhashish Banerjee* and K.G. Paulson†

Indian Institute of Technology Jodhpur, Jodhpur-342011, India

(Dated: June 29, 2022)

We investigate the quantum speed limit time for neutral K and B mesons, both single as well as correlated, within the framework of open quantum systems. The role of coherence-mixing on quantum speed limit is studied. The impact of decoherence and CP violation on quantum speed limit time is also investigated. Quantum speed limit time increases with the evolution time for the single mesons. Correlated mesons are seen to be evolved faster, suggesting that quantum correlations can speed up the evolution.

I. INTRODUCTION

In recent years there have been many studies at the cross-fertilization of particle physics with ideas of quantum information. Thus, for example, both spatial [1–8] and temporal [9–13] quantum correlations, quantum coherence [14], geometric phase [15–20], non-standard interactions [21] as well as the impact of decoherence [22–28] in neutral mesons and neutrinos have been studied.

An important facet of quantum physics, rooted in the foundations of the subject is the notion of quantum speed limit time, which is defined as the minimum time required for the evolution between the states [29–32]. It is always important to ask how fast a quantum system can evolve; this is highly non-trivial from both the theoretical and experimental perspectives. Recently, a good amount of work has been done on quantum speed limit, its connection with the resource theory, usefulness for other technological aspects [33–36]. However, any real system interacts with its environment and this interaction can lead to a loss of quantum coherence. This can be taken into account by using the ideas of open quantum systems [37–39].

In this work, we aim to study the role of quantum speed limit in the dynamics of the decaying single as well as the correlated neutral mesons, K^0 , B_d^0 and B_s^0 . The neutral mesons exhibit the interesting feature of flavor oscillations. A study of quantum speed limit would thus serve to develop insight into the dynamics of flavor oscillations. Further, since mesons are decaying systems, the study also serves to bring out the features of quantum speed in the context of unstable quantum systems. Quantum correlations are the epitome of quantumness in a system and highlight the utility of its quantum nature [40–44]. Correlated neutral K^0 and B^0 mesons, are obtained from the decay and subsequent hadronization of the ϕ and Υ resonances, respectively. Analysis of correlated neutral mesons from the perspective of quantum speed limit would thus be pertinent. The role of decoherence and CP (charge-parity) violation are also considered. Quantum coherence plays a crucial role in our

understanding of the evolution. Decaying meson evolution, being inherently open, leads to mixing. It would thus be meaningful to study the impact of coherence and mixing [45] on the quantum speed limit time of the meson dynamics.

The plan of the paper is as follows. We begin with providing preliminary information related to quantum speed limit time and the notion of coherence and mixing. This is followed by a brief discussion of neutral mesons, both single as well as correlated. The analytical expressions of coherence and entropy for these systems are presented. The quantum speed limit time of these systems are then presented and discussed. We then conclude.

II. PRELIMINARIES

The basic notion of quantum speed limit time and coherence-mixing balance are presented below.

A. Measures of speed limit time

Mandelstam-Tamm and Margolus-Levitin-types bound on speed limit time based on geometrical distance between the initial pure state $\rho_0 = |\psi_0\rangle\langle\psi_0|$ and final state ρ_τ , which is a tighter bound is given as [31],

$$\tau_{QSL} = \max \left\{ \frac{1}{\Lambda_\tau^{\text{op}}}, \frac{1}{\Lambda_\tau^{\text{tr}}}, \frac{1}{\Lambda_\tau^{\text{hs}}} \right\} \sin^2[\mathcal{B}], \quad (1)$$

where $\frac{1}{\Lambda_\tau^{\text{op}}}$, $\frac{1}{\Lambda_\tau^{\text{tr}}}$, and $\frac{1}{\Lambda_\tau^{\text{hs}}}$ are operator, Hilbert-Schmidt and trace norms, respectively, Bures angle $\mathcal{B}(\rho_0, \rho_\tau) = \arccos \sqrt{\mathcal{F}(\rho_0, \rho_\tau)}$, where the Bures fidelity $\mathcal{F}(\rho_0, \rho_\tau)$ is $\left[\text{tr}[\sqrt{\sqrt{\rho_0}\rho_\tau\sqrt{\rho_0}}] \right]^2$ and,

$$\Lambda_\tau^{\text{op, tr, hs}} = \frac{1}{\tau} \int_0^\tau dt \|\mathcal{L}(\rho_t)\|_{\text{op, tr, hs}}. \quad (2)$$

As it is known, the operators obey the following inequality $\|B\|_{\text{op}} \leq \|B\|_{\text{hs}} \leq \|B\|_{\text{tr}}$, as a result we have, $1/\Lambda_\tau^{\text{op}} \geq 1/\Lambda_\tau^{\text{hs}} \geq 1/\Lambda_\tau^{\text{tr}}$, which shows that quantum speed limit time based on operator norm of the nonunitary generator provides the tighter bound on τ_{QSL} for an actual evolution time τ .

* subhashish@iitj.ac.in

† paulsonkgeorg@gmail.com

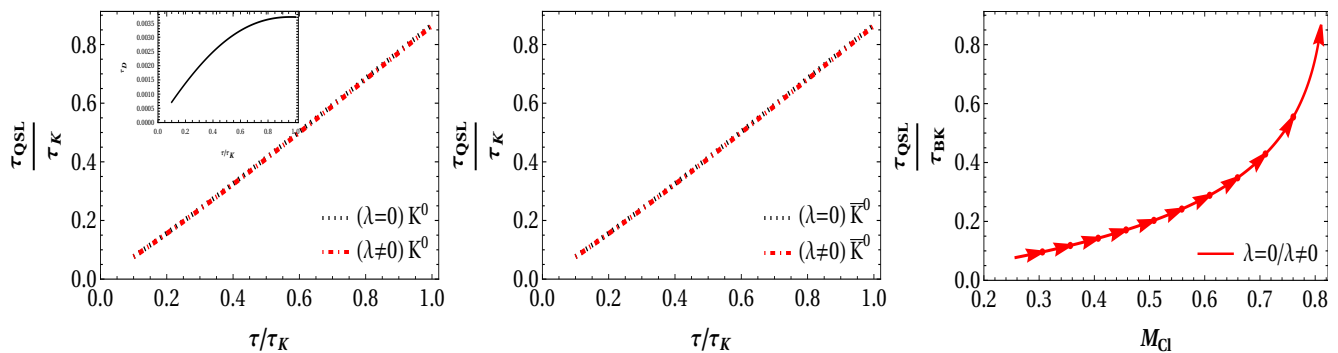


FIG. 1. Quantum speed limit time in terms of Bures measure for the decay of the K^0 and \bar{K}^0 meson system with and without decoherence effects (left and central subplots, respectively). For K^0 meson system, the mean lifetime is $\tau_K = 1.7889 \times 10^{-10} s$, $\Gamma = 5.59 \times 10^9 s^{-1}$, $\Delta\Gamma = 1.1174 \times 10^{10} s^{-1}$, $\Delta m = 5.302 \times 10^9 s^{-1}$, $m = 7.532 \times 10^{23} s^{-1}$, $\lambda = 2.0 \times 10^8 s^{-1}$. The inset of the plots highlight the difference caused by taking decoherence, parameterized by λ , into account. The impact of coherence-mixedness trade off on quantum speed limit time is also shown (right subplot).

B. Coherence and Mixing

Quantum coherence, a quantum resource is a significant characteristic arising from the superposition of states. Quantification of quantum coherence is dependent on the reference basis considered. Different measures are adopted to quantify the coherence of quantum states. Here, we use the l_1 norm measure of quantum coherence, defined for a state ρ as

$$C_{l1}(\rho) = \sum_{i \neq j} |\rho_{i,j}|, \quad (3)$$

where for the reference basis $\{|i\rangle\}$ we have $\rho_{ij} = \langle i|\rho|j\rangle$. A quantum system's inescapable interaction with its surroundings results in the loss of purity. Linear entropy is a measure to quantify the mixedness of quantum states due to, for example, their environment. For a general d -dimensional state, linear entropy is defined as

$$S_L(\rho) = \frac{d}{d-1}(1 - \text{Tr}\rho^2). \quad (4)$$

For a mixed state $0 < S_L(\rho) \leq 1$. Trade off between quantum coherence and mixedness for quantum state ρ

is given by the inequality [45, 46]

$$M_{Cl} = S_L(\rho) + \frac{C_{l1}^2}{(d-1)^2} \leq 1. \quad (5)$$

For a maximally coherent mixed state the above quantity will be equal to 1.

III. NEUTRAL MESONS

Open quantum system formalism can be made use of to analyse the decay of unstable quantum systems. We consider single and correlated B^0 (K^0) neutral meson systems. Decoherence, which is due to the decaying nature of the system, is modelled here by a single phenomenological parameter [25] which represents the interaction between the one-particle system and its environment. The environment could be attributed to quantum gravity effects [47, 48] or due to the detector background itself. Apart from decoherence, we also consider the effects of CP violation.

A. Single neutral mesons

Here, we discuss the time decay of B^0 (K^0) mesons, which follow a similar scheme of evolution. The Hilbert space for the decaying meson system is $\mathcal{H}_{B^0(K^0)} \oplus \mathcal{H}_0$, where \mathcal{H}_0 is for vacuum state $|0\rangle$ to incorporate the decay in this system. The orthonormal spanning vectors for B^0 meson system are

$$|B^0\rangle = \begin{pmatrix} 1 \\ 0 \\ 0 \end{pmatrix}, |\bar{B}^0\rangle = \begin{pmatrix} 0 \\ 1 \\ 0 \end{pmatrix}, |0\rangle = \begin{pmatrix} 0 \\ 0 \\ 1 \end{pmatrix}. \quad (6)$$

Here B^0 stands for B_d^0 (B_s^0) mesons. Further, $|B^0\rangle$, $|\bar{B}^0\rangle$ stand for the flavor eigenstates. Similar basis vectors span the decaying K^0 meson as well. The time evolution is given by a family of completely positive trace preserv-

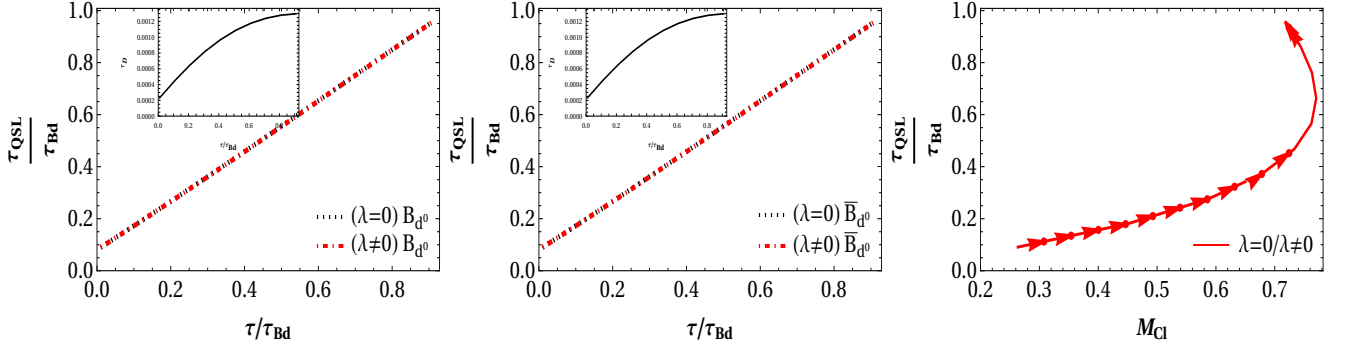


FIG. 2. Quantum speed limit time in terms of Bures measure for the decay of the B_d^0 and \bar{B}_d^0 meson system with and without decoherence effects (left and central subplots, respectively). For the B_d^0 meson system, the mean lifetime is $\tau_{B_d} = 1.518 \times 10^{-12} s$, $\Gamma = 6.58 \times 10^{11} s^{-1}$, $\Delta\Gamma = 0 s^{-1}$, $\Delta m = 0.5064 \times 10^{12} s^{-1}$, $m = 7.9917 \times 10^{24} s^{-1}$, $\lambda = 0.012 \times 10^{12} s^{-1}$. The inset of the plots highlight the difference caused by taking decoherence, parameterized by λ , into account. The impact of coherence-mixedness trade off on quantum speed limit time is also shown (right subplot).

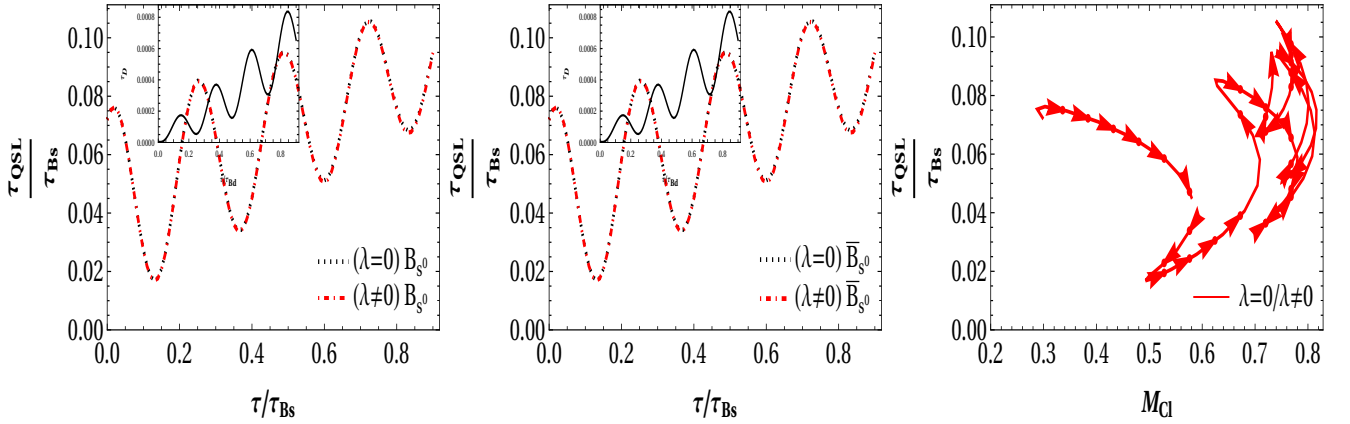


FIG. 3. Quantum speed limit time in terms of Bures measure for the decay of the B_s^0 and \bar{B}_s^0 meson system with and without decoherence effects (left and central subplots, respectively). For the B_s^0 meson system, the mean lifetime is $\tau_{B_s} = 1.509 \times 10^{-12} s$, $\Gamma = 0.6645 \times 10^{12} s^{-1}$, $\Delta\Gamma = 0.086 \times 10^{12} s^{-1}$, $\Delta m = 17.757 \times 10^{12} s^{-1}$, $m = 8.123 \times 10^{24} s^{-1}$, $\lambda = 0.012 \times 10^{12} s^{-1}$. The inset of the plots highlight the difference caused by taking decoherence, parameterized by λ , into account. The impact of coherence-mixedness trade off on quantum speed limit time is also shown (right subplot).

ing maps forming a one parameter dynamical semigroup and is characterized by the operator-sum representation

$$\rho(t) = \sum_i K_i(t) \rho_0 K_i^\dagger(t). \quad (7)$$

$$\rho_{B^0}(t) = \frac{1}{2} e^{-\Gamma t} \begin{pmatrix} \cosh(\frac{\Delta\Gamma t}{2}) + e^{-i\lambda t} \cos(\Delta m t) & (\frac{q}{p})^* (-\sin(\Delta m t) - i e^{-\lambda t} \sin(\Delta m t)) & 0 \\ (\frac{q}{p}) (-\sin(\Delta m t) + i e^{-\lambda t} \sin(\Delta m t)) & |\frac{q}{p}|^2 \cosh(\frac{\Delta\Gamma t}{2}) - e^{-i\lambda t} \cos(\Delta m t) & 0 \\ 0 & 0 & 2(e^{t\Gamma} - \cosh(\frac{\Delta\Gamma t}{2})) \end{pmatrix}. \quad (8)$$

Here $\Delta\Gamma = \frac{\Gamma_L - \Gamma_H}{2}$ is the difference in the decay width of light and heavy mesons, $\Gamma = \frac{\Gamma_L + \Gamma_H}{2}$ is the average decay width, $\Delta m = \frac{m_L - m_H}{2}$ and $m = \frac{m_L + m_H}{2}$ with m_L and m_H being the masses of the light and heavy mesons, respectively. Also, λ corresponds to the decoherence pa-

Using this, for example, on a meson initially in the state $\rho_{B^0}(0) = |B^0\rangle\langle B^0|$, the evolved state $\rho_{B^0}(t)$ is given by

parameter. With suitable change in notation, the same holds for the K^0 meson as well. Here p and q are the coefficients connecting the mass eigenstates $\{|B_L\rangle, |B_H\rangle\}$ to the flavor eigenstates $\{|B^0\rangle, |\bar{B}^0\rangle\}$ and are due to CP violation in the flavor oscillations.

The linear entropy and coherence, without CP-violation (for ease in analysis), can be obtained by using Eq. (8)

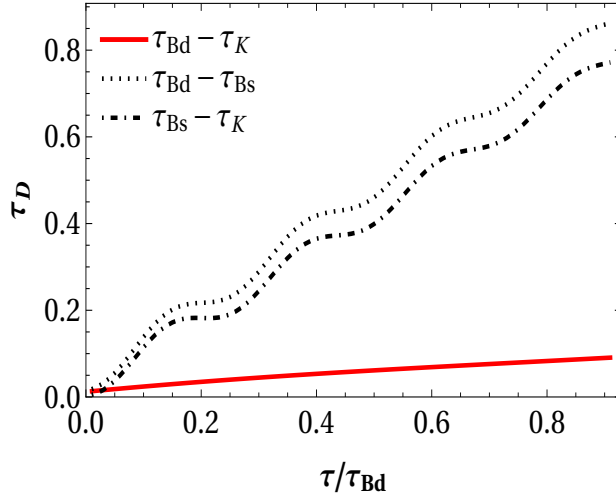


FIG. 4. Difference in quantum speed limit time for the evolution of K^0 and $B_{d/s}^0$ mesons.

(without the CP violating terms) in Eqs. (4) and (3), respectively and are

$$S_L(\rho_{B^0}(t)) = \frac{3}{4}e^{-2t(\Gamma+\lambda)} \left(4e^{t(\Gamma+2\lambda)} \cosh\left(\frac{\Delta\Gamma t}{2}\right) - 2e^{2\lambda t} \cosh(\Delta\Gamma t) - e^{2\lambda t} - 1 \right) \quad (9)$$

$$Cl_1(\rho_{B^0}(t)) = \frac{1}{2}e^{-t\Gamma} (|ie^{t\lambda} \sin(t\Delta m) - \sinh(\frac{t\Delta\Gamma}{2})| + |ie^{t\lambda} \sin(t\Delta m) + \sinh(\frac{t\Delta\Gamma}{2})|). \quad (10)$$

B. Correlated mesons

The initial flavor-space correlated neutral meson state of the $M\bar{M}$ meson system ($M = K^0, B_d^0, B_s^0$) is

$$|\psi\rangle = \frac{1}{\sqrt{2}}(|M\bar{M}\rangle - |\bar{M}M\rangle). \quad (11)$$

For the B^0 meson this happens due to the decay of the Υ resonance followed by hadronization into a $B^0\bar{B}^0$ pair. The same holds for the K^0 meson, with the Υ being replaced by the ϕ meson. By projecting onto the appropriate Hilbert space [24, 25], the dynamics can be shown to evolve the state (11) to

$$\rho(t) = \chi \begin{pmatrix} |s|^4 a_- & 0 & 0 & -s^2 a_- \\ 0 & a_+ & -a_+ & 0 \\ 0 & -a_+ & a_+ & 0 \\ -s^{*2} a_- & 0 & 0 & a_- \end{pmatrix}, \quad (12)$$

IV. RESULTS AND DISCUSSIONS: QUANTUM SPEED LIMIT TIME

Figures 1, 2 and 3 depict quantum speed limit time τ_{QSL} (Eq. (1)) for neutral K^0 , B_d^0 and B_s^0 mesons, along with their antiparticles, plotted with respect to the evolution time τ . Both τ_{QSL} and τ are made dimensionless by

where $a_{\pm} = (e^{2\lambda t} \pm 1)(1 \pm \delta_L)$, $\chi = \frac{(1-\delta_L)}{4(e^{\lambda t} - \delta_L^2)}$, $\delta_L = \frac{2\text{Re}(\epsilon)}{1+|\epsilon|^2}$ and $s = \frac{1+\epsilon}{1-\epsilon}$. Here ϵ is a small CP -violating parameter and is of order $\sim 10^{-3}$ for K^0 mesons and $\sim 10^{-5}$ for $B_{d,s}^0$ mesons while λ is the decoherence parameter.

Using Eq. (12) in Eq. (4), the linear entropy of the time dependent unstable correlated neutral meson state can be shown to be

$$S_L(\rho) = \frac{4}{3}P_s(1 - \chi(4a_+^2 + a_-^2(1 + s^4)^2)). \quad (13)$$

Also, the l_1 norm of coherence is obtained by using Eq. (12) in Eq. (3) as

$$Cl_1(\rho) = 2P_s(|\chi a_+| + |\chi a_- s^2|), \quad (14)$$

where the survival probability $P_s = e^{-2\Gamma t \frac{(1-\delta_L^2)e^{-2\lambda t}}{1-\delta_L^2}}$, and Γ is the meson decay width.

scaling with respect to the life time of the corresponding mesons. The figures also bring out the effect of coherence and mixing, brought by the quantity M_{cl} (Eq. (5)), on the τ_{QSL} . As observed, the τ_{QSL} and M_{cl} are not able to distinguish between the mesons and their antiparticles, denoted by \bar{K}^0 , \bar{B}_d^0 and \bar{B}_s^0 . The inset of the plots highlight the difference caused by taking decoher-

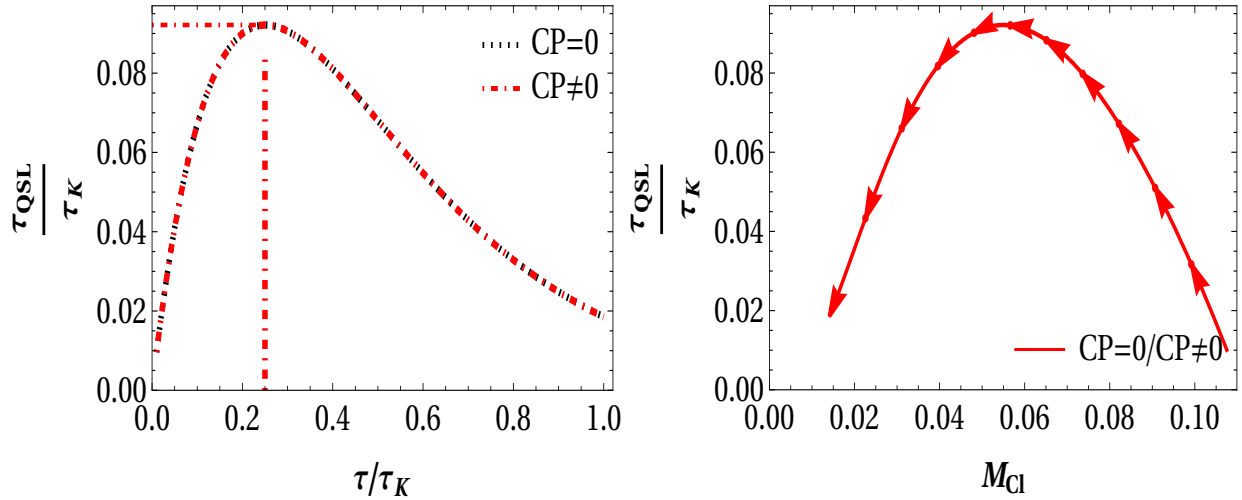


FIG. 5. Quantum speed limit time in terms of Bures measure for the decay of the correlated K^0 meson system (left subplot), the mean lifetime is $\tau_{K^0} = 1.7889 \times 10^{-10} s$, $\Gamma = 5.59 \times 10^9 s^{-1}$, $\Delta\Gamma = 1.1174 \times 10^{10} s^{-1}$, $\Delta m = 5.302 \times 10^9 s^{-1}$, $m = 7.532 \times 10^{23} s^{-1}$, $\lambda = 2.0 \times 10^8 s^{-1}$. The impact of coherence-mixedness trade off on quantum speed limit time is given in the right subplot.

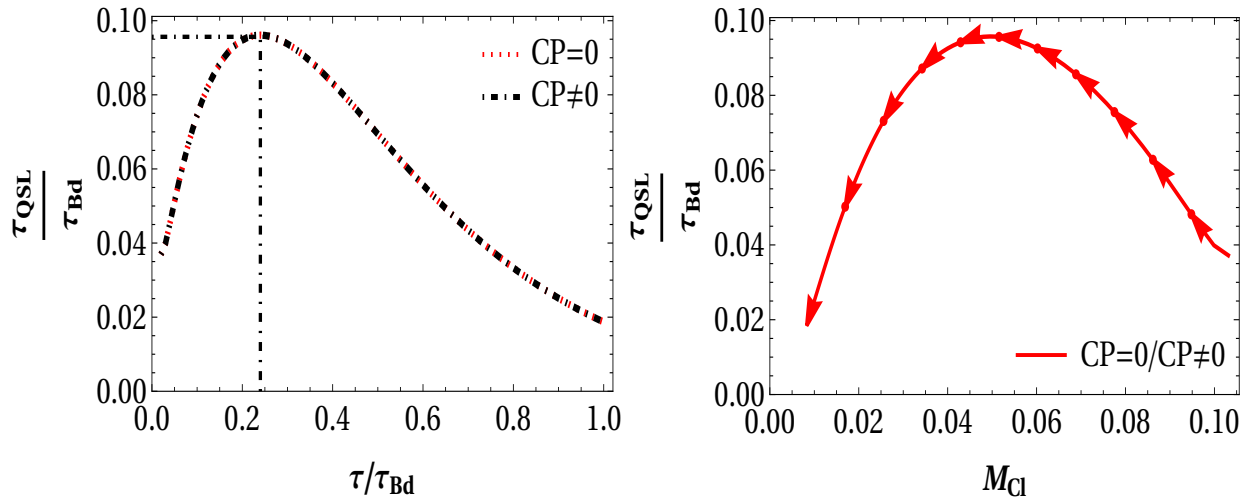


FIG. 6. Quantum speed limit time in terms of Bures measure for the decay of the correlated B_d^0 meson (left subplot), the mean lifetime is $\tau_{B_d^0} = 1.518 \times 10^{-12} s$, $\Gamma = 6.58 \times 10^{11} s^{-1}$, $\Delta\Gamma = 0 s^{-1}$, $\Delta m = 0.5064 \times 10^{12} s^{-1}$, $m = 7.9917 \times 10^{24} s^{-1}$, $\lambda = 0.012 \times 10^{12} s^{-1}$. The impact of coherence-mixedness trade off on quantum speed limit time is given in the right subplot.

ence, parameterized by λ , into account. This can be seen to be of the order 10^{-3} for K^0 and B_d^0 mesons, and of the order of 10^{-4} for B_s^0 mesons. The quantum speed limit time increases with the evolution time τ for K^0 and B_d^0 mesons. This is a signature of the underlying semi-group nature of the evolution [38]. It is consistent with the corresponding behavior under other Markovian evolutions [35], generated by a quantum dynamical semigroup [37, 39]. Different from the K^0 and B_d^0 mesons, the τ_{QSL} for B_s^0 mesons exhibit a wiggling pattern, which could be attributed to the parameter values it takes. This is in accord with a similar behavior seen for the Leggett-Garg quantity for B_s^0 mesons [10]. The mass term Δm for B_s^0 meson, which plays the role of frequency, is more than 35 times the corresponding value for the B_d^0 meson.

This order of ten magnitude difference would account for the difference in the τ_{QSL} between the B_d^0 and the B_s^0 mesons, by the same order. Figure (4) brings out the difference in quantum speed limit time for the evolution of K^0 and $B_{d/s}^0$ mesons, with respect to evolution time τ , scaled with the life time of the B_d^0 meson. The wiggle in the curves showing the difference with the B_s^0 meson can be attributed to the corresponding nature of these mesons.

From Figs. 5, 6 and 7, for correlated mesons, it can be seen that as the evolution time increases to around $0.24 \tau_{lifetime}$, τ_{QSL} increases, and then falls. This implies that for a evolution time of approximately $1/4^{\text{th}}$ of the life time, the evolution of correlated mesons slows down, and beyond this, as it decays, the evolution is sped up. This

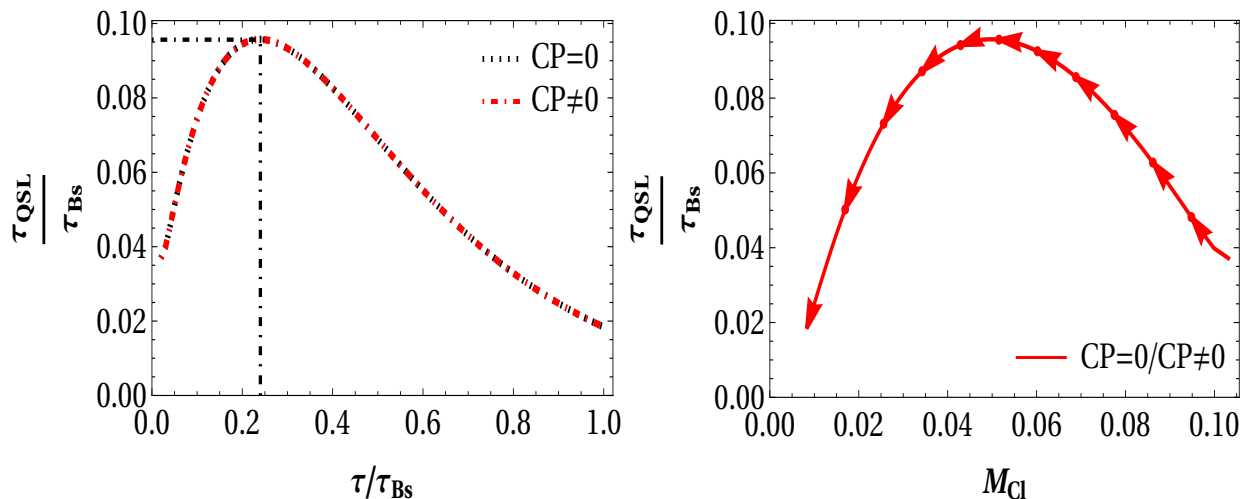


FIG. 7. Quantum speed limit time in terms of Bures measure for the decay of the correlated B_s^0 meson (left subplot), the mean lifetime is $\tau_{B_s^0} = 1.509 \times 10^{-12} s$, $\Gamma = 0.6645 \times 10^{12} s^{-1}$, $\Delta\Gamma = 0.086 \times 10^{12} s^{-1}$, $\Delta m = 17.757 \times 10^{12} s^{-1}$, $m = 8.123 \times 10^{24} s^{-1}$, $\lambda = 0.012 \times 10^{12} s^{-1}$. The impact of coherence-mixedness trade off on quantum speed limit time is given in the right subplot.

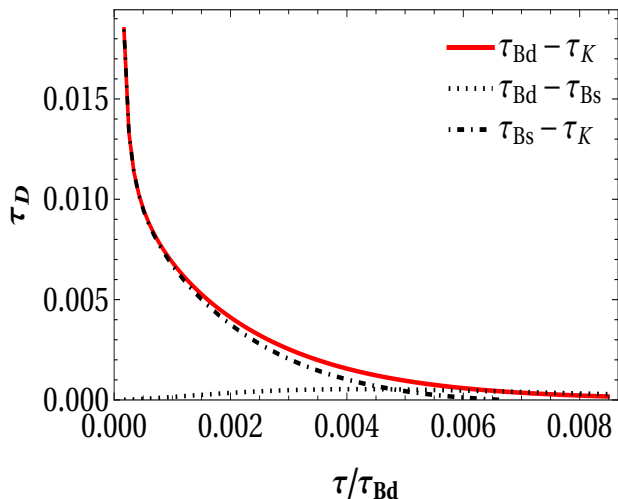


FIG. 8. Difference in the minimum time required for the evolution of correlated K^0 , B_d^0 and B_s^0 mesons.

is in consistence with the behavior of coherence-mixing balance depicted in the right panel of the figures. Here, it can be seen that, following the direction indicated by the arrows, as the M_{cl} quantity decreases, τ_{QSL} first increases and then falls. The difference in speed limit (τ_D) of evolution for different correlated mesons with respect to evolution time τ , scaled with the life time of the B_d^0 meson, are depicted in Fig. 8. These curves highlight that τ_D for B_d^0 , K^0 and B_s^0 , K^0 are of the order 10^{-3} , whereas for B_d^0 , B_s^0 , it is negligible. This difference approaches zero very quickly, within the B_d^0 meson lifetime. We also observe that, maximum speed limit time for correlated mesons is lesser than that for single mesons. This shows that correlated mesons evolve faster than the single un-

correlated mesons. This is consistent with observations made in different systems that quantum correlations can speed up the evolution, see for example [36]. Further, the impact of CP violation on the dynamics of τ_{QSL} is negligible for the mesons studied.

V. CONCLUSION

In this work, we investigated the quantum speed limit time in K and B mesons, both single as well as correlated, within the framework of open quantum systems. These mesons being unstable subatomic systems, the investigation of speed limit time on them hopefully sheds light into their dynamics. The impact of decoherence and CP violation on quantum speed limit time was studied. The quantum speed limit time increases with the evolution time for the single mesons, consistent with the underlying semigroup nature of the evolution. For correlated mesons, the evolution slows down for a evolution time approximately a quarter of the life time, and then it speeds up. This is in consistence with the behavior of coherence-mixing balance of the underlying dynamics. Correlated mesons are seen to evolve faster than the single uncorrelated mesons, suggesting that quantum correlations can speed up the evolution.

ACKNOWLEDGEMENT

SB acknowledges the support from the Interdisciplinary Cyber-Physical Systems (ICPS) programme of the Department of Science and Technology (DST), India, Grant No.: DST/ICPS/QuST/Theme-1/2019/6.

-
- [1] A. Bramon, R. Escribano, and G. Garbarino, A review of Bell inequality tests with neutral kaons, in Handbook on Neutral Kaon Interferometry at a Φ -factory, edited by A. Di Domenico, XLIII, 217-254 (2007).
- [2] M. Blasone, F. Dell'Anno, S. De Siena, F. Illuminati, Euro. Phys. Lett., 85, 50002 (2009).
- [3] S. Banerjee, A. K. Alok, R. Srikanth and B. C. Hiesmayr, Eur. Phys. J. C 75 no. 10, 487 (2015).
- [4] A. K. Alok, S. Banerjee and S. U. Sankar, Nucl. Phys. B 909, 65 (2016).
- [5] B. Kerbikov, Nuclear Physics A 975, 59 (2018).
- [6] M. Richter-Laskowska, M. Lobejko, and J. Dajka, New Journal of Physics 20, 063040 (2018).
- [7] K. Dixit, A. K. Alok, S. Banerjee, Eur. Phys. J. C. 78, 914 (2018).
- [8] K. Dixit, J. Naikoo, B. Mukhopadhyay, S. Banerjee, Phys. Rev. D 100, 055021 (2019).
- [9] J. Naikoo, A. K. Alok, S. Banerjee, S. Uma Sankar, G. Guarnieri, C. Schultze, B. C. Hiesmayr, Nuclear Physics B 951, 114872 (2020).
- [10] J. Naikoo, A. K. Alok, S. Banerjee, Phys. Rev. D 97, 053008 (2018).
- [11] J. Naikoo, S. Banerjee, Eur. Phys. J. C 78, 602 (2018).
- [12] J. Naikoo, A. K. Alok, S. Banerjee, S. Uma Sankar, Phys. Rev. D 99, 095001 (2019).
- [13] J. Naikoo, S. Kumari, S. Banerjee, and A. K. Pan, Journal of Physics G: Nuclear and Particle Physics, 47, 095004 (2020).
- [14] K. Dixit, J. Naikoo, S. Banerjee, A. K. Alok, Eur. Phys. J. C 79, 96 (2019).
- [15] K. Dixit, S. Banerjee, A. K. Alok and D. Kumar, J.Phys. G 45 no.8, 085002 (2018).
- [16] B. Mukhopadhyay, and S. K. Ganguly, Universe 6, 160 (2020).
- [17] P. Mehta, Phys. Rev. D 79, 096013 (2009).
- [18] J. Dajka, J. Syska and J. Luczka, Phys. Rev. D 83, 097302 (2011).
- [19] A. Capolupo, S. M. Giampaolo, B. C. Hiesmayr and G. Vitiello, Phys. Lett. B 780, 216 (2018).
- [20] L. Johns and G. M. Fuller, Phys. Rev. D 95, no. 4, 043003 (2017).
- [21] B. Yadav, T. Sarkar, K. Dixit, A. K. Alok, Eur. Phys. J. C 82, 446 (2022).
- [22] J. R. Ellis, N. E. Mavromatos and D. V. Nanopoulos, Phys. Lett. B 293, 37 (1992).
- [23] A. K. Alok, S. Banerjee, Phys. Rev. D 88, 094013 (2013).
- [24] Banerjee, Subhashish and Alok, Ashutosh Kumar and MacKenzie, Richard, The European Physical Journal Plus, 131, 5 (2016).
- [25] A. K. Alok, S. Banerjee, S. Uma Sankar, Phys. Lett. B, 94, 749 (2015).
- [26] J. R. Ellis, J. S. Hagelin, D. V. Nanopoulos and M. Srednicki, Nucl. Phys. B 241, 381 (1984).
- [27] T. Banks, L. Susskind and M. E. Peskin, Nucl. Phys. B 244, 125 (1984).
- [28] N. Mavromatos and S. Sarkar, Phys. Rev. D 72, 065016 (2005).
- [29] L. Mandelstam and I. Tamm, J. Phys, 9, 249 (1945)
- [30] N. Margolus and L.B. Levitin, Physica D: Nonlinear Phenomena, 120, 188 (1998)
- [31] S. Deffner, and E. Lutz, Physical Review Letters, 111, 010402 (2013)
- [32] A. del Campo, I. L. Egusquiza, M. B. Plenio, and S. F. Huelga, Physical Review Letters 110, 050403 (2013)
- [33] Y. B. Wei, J. Zou, Z. M. Wang and B. Shao, Scientific Reports, 6,19308 (2016)
- [34] S. Deffner and S. Campbell, Journal of Physics A: Mathematical and Theoretical, 50, 453001, (2017)
- [35] K. G. Paulson, and Panwar, Ekta and Banerjee, Subhashish and Srikanth, R, Quantum Information Processing, 20, 141 (2021).
- [36] D. Tiwari, K. G. Paulson, and S. Banerjee, arXiv:2205.13195.
- [37] H. P. Breuer and F. Petruccione, *The theory of open quantum systems* (Oxford University Press, Great Clarendon Street, 2002).
- [38] P. Caban, J. Rembieliński, K. A. Smoliński, and Z. Walczak, Physical Review A, 72, 032106 (2005).
- [39] S. Banerjee, *Open Quantum Systems: Dynamics of Non-classical Evolution*, Vol. 20 (Springer, 2018).
- [40] R. Horodecki, P. Horodecki, M. Horodecki, and K. Horodecki, Rev. Mod. Phys. 81, 865 (2009).
- [41] K. Modi, A. Brodutch, H. Cable, T. Paterek, and V. Vedral, Rev. Mod. Phys. 84, 1655 (2012).
- [42] N. Gisin, G. Ribordy, W. Tittel, and H. Zbinden, Rev. Mod. Phys. 74, 145 (2002).
- [43] R. Raussendorf and H. J. Briegel, Phys. Rev. Lett. 86, 5188 (2001).
- [44] H. J. Briegel, D. E. Browne, W. Dur, R. Raussendorf, and M. Van den Nest, Nat. Phys. 5, 19 (2009).
- [45] U. Singh, M. N. Bera, H. S. Dhar, and A. K. Pati, Physical Review A, 91, 052115 (2015).
- [46] S. Bhattacharya, S. Banerjee, and A. K. Pati, Quantum Information Processing 17, 1 (2018).
- [47] J. R. Ellis, N. Mavromatos, and D. V. Nanopoulos, Int. J Mod. Phys. A 13, 1059 (1998).
- [48] N. E. Mavromatos and S. Sarkar, Phys. Rev. D 74, 036007 (2006).