

PHASE-TYPE REPRESENTATIONS OF STOCHASTIC INTEREST RATES WITH APPLICATIONS TO LIFE INSURANCE

JAMAAL AHMAD AND MOGENS BLADT

ABSTRACT. The interest rates of a zero-coupon bond are assumed to be piecewise constant over time, with changes that follow a finite state-space Markov process. This implies that the bond price for a given maturity equals the survival function of a phase-type distributed random variable evaluated at this maturity. Given observed bond prices at different maturities, we then develop a maximum-likelihood driven method for estimating the transition intensities (under a risk neutral measure) in the underlying Markovian environment. Due to the denseness of phase-type distributions, we can approximate the price behaviour of any zero-coupon bond with non-negative interest rates by choosing the number of possible interest rate values sufficiently large. We provide examples from both real data fitting and fitting to theoretical models. The Markovian interest rate model fits nicely into the multi-state Markovian life insurance framework, which we show in detail using a compact matrix formulation. In particular, we develop explicit and easy computable formulas for reserves, moments of future payments, and equivalence premiums.

Keywords: Zero-coupon bond; Phase-type distribution; Stochastic interest rate; Multi-state life insurance; Thiele's differential equation.

2020 Mathematics Subject Classification: 60J28, 62M05, 91G05, 91G70.

JEL Classification: G22

1. INTRODUCTION

This paper considers stochastic interest models, which are state-wise deterministic dependent on an underlying finite state-space Markov process. The spot rate $r(u)$ at time u is assumed to be on the form

$$r(u) = r_{X(u)}(u), \quad (1)$$

where $\{X(u)\}_{u \geq 0}$ denotes a time-inhomogeneous Markov jump process on a p -dimensional state-space, and $r_i(u) \geq 0$, $i = 1, \dots, p$, are deterministic functions. A corresponding zero-coupon bond with terminal date T is then defined in terms of its prices by

$$B(t, T) = \mathbb{E} \left(e^{-\int_t^T r_{X(u)} du} \middle| \mathcal{F}(t) \right), \quad 0 \leq t \leq T, \quad (2)$$

where $\mathcal{F}(t) = \sigma(X(u) : 0 \leq u \leq t)$ is the σ -algebra generated by $\{X(u)\}_{u \geq 0}$.

A key result of the paper is that $1 - B(t, T)$ equals the distribution function of an inhomogeneous phase-type distribution. This striking relation enables us to fit (calibrate) the transition rates of $\{X(u)\}_{u \geq 0}$ (under some risk neutral measure) to observed bond prices using a maximum likelihood approach. The functional form of the state-wise price of the bond was noted already in [Norberg, 2003, (3.17)], though its relation to phase-type theory was not mentioned, and its potential was not further explored. We also believe that the ‘‘bond

price representation” (2) of a phase-type survival function is unknown to the phase-type community.

In many financial models, an interest structure of the form (1) may not be ideal since it does not fit naturally into the overall framework. This is true for most models driven by stochastic differential equations (SDE). In life–insurance, however, the spot rate model (1) can be wholly incorporated into Thiele type of differential equations for reserves and higher order moments. This was already noticed in Norberg [1995a,b] and further explored in Norberg [2003]. The latter refers to the model (1) as the Markov chain market while Koller [2012] refers to it as Markovian interest intensities. As noted by Norberg [1995a], this allows for dependency between interest rates and transitions in life insurance. This has further been explored in terms of diffusion models in Buchardt [2014].

Using the phase-type representation of (2), we then show how a state-wise modification of the bond price will take the role of the discounting factor. This can be expressed compactly using the matrix-notation of Bladt et al. [2020]. We restate the results of the latter framework in the context of stochastic interest rates. The proofs, and parts of the exposition, will differ from that of Bladt et al. [2020].

Markov jump processes in finance are primarily used in connection with regime switching models, where the different states are used to alter the parameters of usually SDE-driven processes. This is different from the approach we take in the current paper, where interest rates are directly changed according to some finite state space Markov process, which can be thought of as an “artificial” regime switching. The literature on modelling interest rates directly by using finite state-space Markov processes seems to be quite limited, see, e.g., Elliott and Kopp [1999], Norberg [1995b, 2003].

On the other hand, more traditional bond price modelling in terms of diffusions can be approximated by the Markov jump process approach. Formal constructions have been made in Bharucha-Reid [1960], Kurtz [1970, 1978]. Since phase-type distributions form a dense class of distributions on the positive reals, this paper will offer a practical approach to achieve an approximation of any zero-coupon bond (arbitrarily close) by a bond on the form (2). The approximation can either be based on price data or to a specific model like, e.g. Vasiček or CIR.

The paper is organized as follows. In Section 2 we introduce some background and notation. Bond price modelling using phase-type distribution is developed in Section 3, where we also present examples of calibration to diffusion models and real data. In Section 4 we adjust the life–insurance framework of Bladt et al. [2020] to allow for stochastic interest rates of the form (1). It contains examples of how to set up a model using the fitted bond parameters of Section 3 as well as a matrix-based method for calculating the equivalence premium, either via Newton’s method or as an explicit formula. In Section 5 we present a numerical example. For the sake of exposition, the proofs are deferred to Appendix B.

2. BACKGROUND

2.1. Notation.

Unless otherwise stated, row vectors are denoted by bold Greek lower case letters (e.g., $\boldsymbol{\pi}$) and column vectors by bold lower case Roman letters (e.g., \boldsymbol{v}). Elements of vectors are denoted by the same unbold, indexed letters (like $\boldsymbol{v} = (v_1, \dots, v_p)'$). The vector \boldsymbol{e}_i is the column vector which is 1 at index i and zero otherwise whereas $\boldsymbol{e} = (1, 1, \dots, 1)'$.

Matrices are denoted by bold capital letters (Greek or Roman) and their elements by their corresponding lower case indexed letters (e.g. $\mathbf{A} = \{a_{ij}\}$). If \mathbf{v} is a vector (row or column), then $\mathbf{\Delta}(\mathbf{v})$ denotes the diagonal matrix which has \mathbf{v} as diagonal.

2.2. The product integral.

Consider a time-inhomogeneous Markov jump process $X = \{X(t)\}_{t \geq 0}$ taking values in a finite state space $E = \{1, \dots, p\}$, with intensity matrix (functions) $\mathbf{M}(t) = \{\mu_{ij}(t)\}_{i,j \in E}$. Denote by $\mathbf{P}(s, t) = \{p_{ij}(s, t)\}$ the corresponding transition matrix, the elements of which are the transition probabilities $p_{ij}(s, t) = \mathbb{P}(X(t) = j | X(s) = i)$ for $i, j \in E$. The transition matrix $\mathbf{P}(s, t)$ then satisfies Kolmogorov's forward and backward differential equations,

$$\begin{aligned} \frac{\partial}{\partial t} \mathbf{P}(s, t) &= \mathbf{P}(s, t) \mathbf{M}(t), & \mathbf{P}(s, s) &= \mathbf{I}, \\ \frac{\partial}{\partial s} \mathbf{P}(s, t) &= -\mathbf{M}(s) \mathbf{P}(s, t), & \mathbf{P}(t, t) &= \mathbf{I}. \end{aligned} \tag{3}$$

The solution to (3), which in general is not explicitly available, will be denoted by

$$\prod_s^t (\mathbf{I} + \mathbf{M}(x) dx)$$

and referred to as the product integral of $\mathbf{M}(x)$ from s to t . This is also true for general matrix functions $\mathbf{M}(t)$ which satisfy (3) but are not intensity matrices.

Product integrals have several nice properties. For any $s, t, u \geq 0$, it satisfies the product rule

$$\prod_s^u (\mathbf{I} + \mathbf{M}(x) dx) = \prod_s^t (\mathbf{I} + \mathbf{M}(x) dx) \prod_t^u (\mathbf{I} + \mathbf{M}(x) dx), \tag{4}$$

which in turn implies that the product integral is invertible with

$$\left[\prod_s^t (\mathbf{I} + \mathbf{M}(x) dx) \right]^{-1} = \prod_t^s (\mathbf{I} + \mathbf{M}(x) dx). \tag{5}$$

If all $\mathbf{M}(x)$ commute, then

$$\prod_s^t (\mathbf{I} + \mathbf{M}(x) dx) = \exp \left(\int_s^t \mathbf{M}(x) dx \right). \tag{6}$$

In particular, for $\mathbf{M}(x) \equiv \mathbf{M}$, we get

$$\prod_s^t (\mathbf{I} + \mathbf{M}(x) dx) = e^{\mathbf{M}(t-s)}. \tag{7}$$

If $\mathbf{A}(x)$ and $\mathbf{B}(y)$ commute for all x, y , then

$$\prod_s^t (\mathbf{I} + (\mathbf{A}(x) + \mathbf{B}(x)) dx) = \prod_s^t (\mathbf{I} + \mathbf{A}(x) dx) \prod_s^t (\mathbf{I} + \mathbf{B}(x) dx). \tag{8}$$

A valuable formula for computing integrals involving product integrals is the so-called Van-Loan's formula for product integrals (see [Bladt et al., 2020, Lemma 2]), which states that

$$\prod_s^t \left(\mathbf{I} + \begin{pmatrix} \mathbf{A}(u) & \mathbf{B}(u) \\ \mathbf{0} & \mathbf{C}(u) \end{pmatrix} du \right) = \begin{pmatrix} \prod_s^t (\mathbf{I} + \mathbf{A}(u) du) & \int_s^t \prod_s^x (\mathbf{I} + \mathbf{A}(u) du) \mathbf{B}(x) \prod_x^t (\mathbf{I} + \mathbf{C}(u) du) dx \\ \mathbf{0} & \prod_s^t (\mathbf{I} + \mathbf{C}(u) du) \end{pmatrix} \quad (9)$$

This formula is valid for matrix functions $\mathbf{A}(x)$, $\mathbf{B}(x)$ and $\mathbf{C}(x)$ which are piecewise continuous. The matrices $\mathbf{A}(x)$ and $\mathbf{C}(x)$ are square matrices of possibly different dimension, so $\mathbf{B}(x)$ is not necessarily a square matrix.

Let

$$\mathbf{C}(s, t) = \prod_s^t (\mathbf{I} + \mathbf{A}(x) dx) \otimes \mathbf{I},$$

where \otimes denotes de Kronecker product defined by $\{a_{ij}\} \otimes \mathbf{B} = \{a_{ij} \mathbf{B}\}$. Using that $(\mathbf{A} \otimes \mathbf{B})(\mathbf{C} \otimes \mathbf{D}) = (\mathbf{AC}) \otimes (\mathbf{BD})$, we get

$$\begin{aligned} \frac{\partial}{\partial t} \mathbf{C}(s, t) &= \prod_s^t (\mathbf{I} + \mathbf{A}(x) dx) \mathbf{A}(t) \otimes \mathbf{I} \\ &= \left(\prod_s^t (\mathbf{I} + \mathbf{A}(x) dx) \otimes \mathbf{I} \right) (\mathbf{A}(t) \otimes \mathbf{I}) \\ &= \mathbf{C}(s, t) (\mathbf{A}(t) \otimes \mathbf{I}), \end{aligned}$$

and we conclude that

$$\mathbf{C}(s, t) = \prod_s^t (\mathbf{I} + (\mathbf{A}(x) \otimes \mathbf{I}) dx). \quad (10)$$

A similar argument gives that

$$\mathbf{I} \otimes \prod_s^t (\mathbf{I} + \mathbf{A}(x) dx) = \prod_s^t (\mathbf{I} + (\mathbf{I} \otimes \mathbf{A}(x)) dx). \quad (11)$$

Finally, if $\mathbf{A}(t)$ and $\mathbf{B}(t)$ are Riemann integrable matrix functions of dimensions $q \times q$ and $p \times p$ respectively, then

$$\prod_s^t (\mathbf{I} + (\mathbf{A}(x) \oplus \mathbf{B}(x)) dx) = \prod_s^t (\mathbf{I} + \mathbf{A}(x) dx) \otimes \prod_s^t (\mathbf{I} + \mathbf{B}(x) dx), \quad (12)$$

where \oplus denotes the Kronecker sum, defined by $\mathbf{A}(t) \oplus \mathbf{B}(t) = \mathbf{A} \otimes \mathbf{I} + \mathbf{I} \otimes \mathbf{B}(t)$, and where the first \mathbf{I} has the dimension of $\mathbf{B}(t)$ and the second \mathbf{I} has the dimension of $\mathbf{A}(t)$. To see this, we notice that $\mathbf{A}(t) \otimes \mathbf{I}$ and $\mathbf{I} \otimes \mathbf{B}(t)$ commute, so by (8) we get that

$$\begin{aligned} \prod_s^t (\mathbf{I} + (\mathbf{A}(x) \oplus \mathbf{B}(x)) dx) &= \prod_s^t (\mathbf{I} + (\mathbf{A}(x) \otimes \mathbf{I}) dx) \prod_s^t (\mathbf{I} + (\mathbf{I} \otimes \mathbf{B}(x)) dx) \\ &= \left[\prod_s^t (\mathbf{I} + \mathbf{A}(x) dx) \otimes \mathbf{I} \right] \left[\mathbf{I} \otimes \prod_s^t (\mathbf{I} + \mathbf{B}(x) dx) \right] \end{aligned}$$

$$= \prod_s^t (\mathbf{I} + \mathbf{A}(x) dx) \otimes \prod_s^t (\mathbf{I} + \mathbf{B}(x) dx).$$

For further details on Kronecker products and sums, we refer to [Graham \[1981\]](#)

2.3. Phase-type distributions.

Consider a (time-inhomogeneous) Markov jump process $\{Y(t)\}_{t \geq 0}$, where state $p + 1$ is absorbing and $1, \dots, p$ are transient. The intensity matrix $\mathbf{M}(x)$ for $\{Y(t)\}_{t \geq 0}$ is then on the form

$$\mathbf{M}(x) = \begin{pmatrix} \mathbf{T}(x) & \mathbf{t}(x) \\ \mathbf{0} & 0 \end{pmatrix}, \quad (13)$$

where $\mathbf{T}(x)$ is a $p \times p$ sub-intensity matrix, and $\mathbf{t}(x)$ is a column vector of exit rates, i.e. rates for jumping to the absorbing state. Then by Van-Loan's formula (9), the transition matrix for $\{Y(t)\}_{t \geq 0}$ is given by

$$\mathbf{P}(s, t) = \prod_s^t \left(\mathbf{I} + \begin{pmatrix} \mathbf{T}(u) & \mathbf{t}(u) \\ \mathbf{0} & 0 \end{pmatrix} du \right) = \begin{pmatrix} \prod_s^t (\mathbf{I} + \mathbf{T}(u) du) & \mathbf{e} - \prod_s^t (\mathbf{I} + \mathbf{T}(u) du) \mathbf{e} \\ \mathbf{0} & 1 \end{pmatrix}.$$

Hence $\prod_s^t (\mathbf{I} + \mathbf{T}(u) du)$ is the matrix which contains the transition probabilities between the transient states from times s to t .

We assume that $\mathbb{P}(Y(0) = p + 1) = 0$, and define $\pi_i = \mathbb{P}(Y(0) = i)$. Hence $\boldsymbol{\pi} = (\pi_1, \dots, \pi_p)$ satisfies that $\boldsymbol{\pi} \mathbf{e} = \sum_i \pi_i = 1$, so that $\boldsymbol{\pi}$ is the initial distribution for $\{Y(t)\}_{t \geq 0}$ concentrated on the transient states only. Then

$$(\mathbb{P}(Y(t) = 1), \mathbb{P}(Y(t) = 2), \dots, \mathbb{P}(Y(t) = p)) = \boldsymbol{\pi} \prod_0^t (\mathbf{I} + \mathbf{T}(u) du) \quad (14)$$

is a row vector that contains the probabilities of the process being in the different transient states at time t .

Now let

$$\tau = \inf\{t > 0 : Y(t) = p + 1\}$$

denote the time until absorption. Then from (14) we immediately get that

$$\mathbb{P}(\tau > t) = \boldsymbol{\pi} \prod_0^t (\mathbf{I} + \mathbf{T}(u) du) \mathbf{e} \quad (15)$$

since the right-hand side equals the probability of the process belonging to *any* of the transient states by time t , i.e., absorption has not yet occurred. Differentiating (15) and using (3) we see that τ has a density on the form

$$f_\tau(x) = \boldsymbol{\pi} \prod_0^x (\mathbf{I} + \mathbf{T}(u) du) \mathbf{t}(x). \quad (16)$$

Definition 2.1. *The distribution of τ is called an inhomogeneous phase-type distribution, and we write $\tau \sim \text{IPH}(\boldsymbol{\pi}, \mathbf{T}(x))$, where the indexation of $\mathbf{T}(x)$ is over $x \geq 0$.*

We do not need to specify $\mathbf{t}(x)$ since it is implicitly given by $\mathbf{T}(x)$. Indeed, since row sums of intensity matrices (and hence of (13)) are zero, we have that $\mathbf{t}(x) = -\mathbf{T}(x)\mathbf{e}$. If $\mathbf{T}(x) \equiv \mathbf{T}$, then we simply write $\tau \sim \text{PH}(\boldsymbol{\pi}, \mathbf{T})$. This corresponds to the underlying Markov jump process being time-homogeneous.

We also notice, $\mathbf{T}(x) + \boldsymbol{\Delta}(\mathbf{t}(x))$ defines another intensity matrix (without the absorbing state). Hence, if $\mathbf{M}(x)$ is any $p \times p$ dimensional intensity matrix and $\mathbf{r}(x)$ any p -dimensional non-negative, non-zero column vector, then

$$\mathbf{T}(x) = \mathbf{M}(x) - \boldsymbol{\Delta}(\mathbf{r}(x)) \quad (17)$$

defines a sub-intensity matrix, which, together with any initial distribution on states $1, 2, \dots, p$ then defines (the representation of) a phase-type distribution.

The class of phase-type distributions (both PH and IPH) is dense (in the sense of weak convergence) in the class of distributions on the positive reals, implying that any distribution with support \mathbb{R}_+ may be approximated arbitrarily close by a phase-type distribution. This result is also of considerable practical importance since phase-type distributions can be fitted both to data and distributions using a maximum likelihood approach. For the time-homogeneous case, PH, see [Asmussen et al. \[1996\]](#) while for IPH we refer to [Albrecher et al. \[2022\]](#).

3. PHASE-TYPE REPRESENTATIONS OF BOND PRICES

Consider the stochastic interest rate model of (1), and let $E = \{1, \dots, p\}$ denote the state-space of the Markov jump process $X = \{X(t)\}_{t \geq 0}$ with intensity matrix $\mathbf{M}(t) = \{\mu_{ij}(t)\}_{i,j \in E}$. Let $\mathbf{r}(t) = (r_1(t), \dots, r_p(t))'$ be the column vector which contains the interest rate functions.

The main result of this section is the following result.

Theorem 3.1. *For $i, j \in E$, let*

$$d_{ij}(s, t) = \mathbb{E} \left(\mathbf{1}\{X(t) = j\} \exp \left(- \int_s^t r_{X(u)}(u) \, du \right) \middle| X(s) = i \right), \quad s \leq t.$$

Then the matrix $\mathbf{D}(s, t) = \{d_{ij}(s, t)\}_{i,j \in E}$ has the following representation

$$\mathbf{D}(s, t) = \prod_s^t \left(\mathbf{I} + [\mathbf{M}(u) - \boldsymbol{\Delta}(\mathbf{r}(u))] \, du \right). \quad (18)$$

Proof. Conditioning on the state of $s + ds$, we get that

$$\begin{aligned} d_{ij}(s, t) &= (1 + \mu_{ii}(s) \, ds) d_{ij}(s + ds, t) (1 - r_i(s) \, ds) + \sum_{k \neq i} \mu_{ik}(s) \, ds d_{kj}(s + ds, t) (1 - r_i(s) \, ds) \\ &= d_{ij}(s + ds, t) (1 - r_i(s) \, ds) + \mu_{ii}(s) \, ds d_{ij}(s + ds, t) + \sum_{k \neq i} \mu_{ik}(s) \, ds d_{kj}(s + ds, t) \end{aligned}$$

so that

$$-\frac{\partial}{\partial s} d_{ij}(s, t) = -r_i(s) d_{ij}(s, t) + \sum_k \mu_{ik}(s) d_{kj}(s, t).$$

In matrix form, this amounts to

$$\frac{\partial}{\partial s} \mathbf{D}(s, t) = -(\mathbf{M}(s) - \mathbf{\Delta}(\mathbf{r}(s))) \mathbf{D}(s, t),$$

Noting that $\mathbf{D}(t, t) = \mathbf{P}(t, t) = \mathbf{I}$, we hence conclude that (18) holds. \square

Remark 3.2. The quantity $d_{ij}(s, t)$ in Theorem 3.4 corresponds to the price at time s of a zero-coupon bond with expiration date t , given that the current state of the driving process $\{X(u)\}_{u \geq 0}$ at time s is i and on the event that $X(t) = j$. \triangle

Remark 3.3. Multiplying both sides of (3) with \mathbf{e} from the right, we recover the differential equation for the state-wise discount factors obtained in [Norberg, 1995b, (4.4)]. \triangle

In the following we assume that $\mathbf{r}(x) \geq \mathbf{0}$ and non-zero.

Theorem 3.4. *The price of the zero-coupon bond (2) satisfies*

$$B(t, T) = \mathbb{E}^{\mathbb{Q}} \left(\exp \left(- \int_t^T r_{X(u)}(u) du \right) \middle| X(t) \right) = \mathbf{e}'_{X(t)} \mathbf{D}(t, T) \mathbf{e}. \quad (19)$$

Conditional on $X(t) = i$, $T \rightarrow B(t, T)$ is the survival function for an IPH distributed random variable, $\tau(t)$, with initial distribution \mathbf{e}'_i and intensity matrices $\mathbf{M}(x+t) - \mathbf{\Delta}(\mathbf{r}(x+t))$, $x \geq 0$.

Proof. Since $\mathbf{r}(x) = (r_1(x), \dots, r_p(x)) \geq \mathbf{0}$ and non-zero, then $\mathbf{M}(x) - \mathbf{\Delta}(\mathbf{r}(x))$ is a sub-intensity matrix, which together with the distribution for $X(t)$ defines a phase-type representation $(\boldsymbol{\pi}_t, \mathbf{M}(x+t) - \mathbf{\Delta}(\mathbf{r}(x+t)))$, $x \geq 0$ (starting at time t). Summing out over j in $d_{ij}(t, T)$, which corresponds to post-multiplying $\mathbf{D}(t, T)$ by \mathbf{e} , then yields the result. \square

The forward rate $f(t, T)$ is defined by

$$f(t, T) = - \frac{\partial}{\partial T} \log B(t, T).$$

Since $T \rightarrow B(t, T)$ is a survival function, we immediately get the following result.

Corollary 3.5. *Conditional on $X(t) = i$, the forward rate $f(t, T)$ equals the hazard rate at T for the random variable $\tau(t) \sim \text{PH}(\mathbf{e}_i, \mathbf{M}(x+t) - \mathbf{\Delta}(\mathbf{r}(T)))$, $x \geq 0$, i.e.*

$$f(t, T) = \frac{f_{\tau(t)}(T)}{1 - F_{\tau(t)}(T)}. \quad (20)$$

Another immediate consequence of Theorem 3.4 is the following.

Corollary 3.6. *Conditional on $X(t) = i$, the random variable $\tau(t) \sim \text{IPH}(\mathbf{e}'_i, \mathbf{M}(t+x) - \mathbf{\Delta}(\mathbf{r}(t+x)))$, $x \geq 0$ then has a c.d.f. given by*

$$F_{\tau(t)}(T) = 1 - B(t, T) = \mathbb{E}^{\mathbb{Q}} \left(\int_t^T r_{X(y)}(y) e^{-\int_t^y r_{X(u)}(u) du} dy \middle| X(t) = i \right).$$

Proof. This follows from Theorem 3.4 and

$$f_{\tau(t)}(y) = -\frac{\partial}{\partial y} B(t, y) = \mathbb{E}^{\mathbb{Q}} \left(r_{X(y)}(y) e^{-\int_t^y r_{X(u)}(u) du} \middle| X(t) = i \right).$$

Integrating the expression then yields the result. \square

For the case where $t = 0$, the above results are reduced to the following.

Corollary 3.7. *Let $\tau \sim \text{IPH}(\boldsymbol{\pi}, \mathbf{M}(x) - \boldsymbol{\Delta}(\mathbf{r}(x)))$ and let $\boldsymbol{\pi} = (\pi_1, \dots, \pi_p)'$ denote the (initial) distribution of $X(0)$. Then*

$$\mathbb{P}(\tau > T) = \mathbb{E}^{\mathbb{Q}} \left(\exp \left(- \int_0^T r_{X(u)}(u) du \right) \right) \quad (21)$$

$$F_{\tau(t)}(T) = \mathbb{E}^{\mathbb{Q}} \left(\int_0^T r_{X(y)}(y) e^{-\int_0^y r_{X(u)}(u) du} dy \right) \quad (22)$$

$$f(0, T) = \frac{f_{\tau}(T)}{1 - F_{\tau}(T)}. \quad (23)$$

Remark 3.8. The density $f_{\tau}(t)$ has the interpretation of being the expected present value of the current interest rate accumulated in a small time interval about t , and $F_{\tau}(T)$ is the present value of the total accumulated interest rate during $[0, T]$.

If $\{X(t)\}_{t \geq 0}$ is time-homogeneous and $\mathbf{r}(t) = \mathbf{r} = (r_1, \dots, r_p)$, then we also have that

$$\begin{aligned} \mathbb{E}^{\mathbb{Q}} \left(\int_0^T e^{-\int_0^y r_{X(u)}(u) du} dy \right) &= \int_0^T \mathbb{E}^{\mathbb{Q}} \left(e^{-\int_0^y r_{X(u)}(u) du} \right) dy \\ &= \int_0^T \mathbb{P}(\tau > y) dy \\ &= \int_0^T \boldsymbol{\pi} e^{(\mathbf{M} - \boldsymbol{\Delta}(\mathbf{r}))y} \mathbf{e} dy \\ &= \boldsymbol{\pi} (\mathbf{M} - \boldsymbol{\Delta}(\mathbf{r}))^{-1} e^{(\mathbf{M} - \boldsymbol{\Delta}(\mathbf{r}))T} \mathbf{e} - \boldsymbol{\pi} (\mathbf{M} - \boldsymbol{\Delta}(\mathbf{r}))^{-1} \mathbf{e} \\ &= \mu \left[1 - \tilde{\boldsymbol{\pi}} e^{(\mathbf{M} - \boldsymbol{\Delta}(\mathbf{r}))T} \mathbf{e} \right] \\ &= \mu \mathbb{P}(\tilde{\tau} > T), \end{aligned}$$

where $\mu = \boldsymbol{\pi} [-(\mathbf{M} - \boldsymbol{\Delta}(\mathbf{r}))]^{-1} \mathbf{e}$ is the expectation of τ ,

$$\tilde{\boldsymbol{\pi}} = \frac{\boldsymbol{\pi} [-(\mathbf{M} - \boldsymbol{\Delta}(\mathbf{r}))]^{-1}}{\boldsymbol{\pi} [-(\mathbf{M} - \boldsymbol{\Delta}(\mathbf{r}))]^{-1} \mathbf{e}}$$

is the stationary distribution of a phase-type renewal process with inter-arrivals being $\text{PH}(\boldsymbol{\pi}, \mathbf{M} - \boldsymbol{\Delta}(\mathbf{r}))$, see [Bladt and Nielsen, 2017, Th. 5.3.4], and $\tilde{\tau} \sim \text{PH}(\tilde{\boldsymbol{\pi}}, \mathbf{M} - \boldsymbol{\Delta}(\mathbf{r}))$. Hence the swap rate ρ can be expressed as

$$\rho = \frac{\mathbb{E}^{\mathbb{Q}} \left(\int_0^T r_{X(y)}(y) e^{-\int_0^y r_{X(u)}(u) du} dy \right)}{\mathbb{E}^{\mathbb{Q}} \left(\int_0^T e^{-\int_0^y r_{X(u)}(u) du} dy \right)} = \frac{F_{\tau}(T)}{\mu \mathbb{P}(\tilde{\tau} > T)}$$

$$= \frac{1 - \boldsymbol{\pi} e^{(\mathbf{M} - \boldsymbol{\Delta}(\mathbf{r}))T} \mathbf{e}}{\boldsymbol{\pi} [-(\mathbf{M} - \boldsymbol{\Delta}(\mathbf{r}))]^{-1} e^{(\mathbf{M} - \boldsymbol{\Delta}(\mathbf{r}))T} \mathbf{e}}.$$

△

The representation of bond prices via phase-type distributions allows us to calibrate the stochastic interest model (1) to zero-coupon data using a phase-type estimation methodology. Let us assume that bond prices $B(0, T_i)$ are available at different maturities T_1, T_2, \dots, T_n . Then by (21),

$$B(0, T_i) = \boldsymbol{\pi} \mathbf{D}(0, T_i) \mathbf{e} = \mathbb{P}(\tau > T_i), \quad i = 1, 2, \dots, n,$$

for $\tau \sim \text{IPH}(\boldsymbol{\pi}, \mathbf{M}(u) - \boldsymbol{\Delta}(\mathbf{r}(u)))$.

Hence calibrating to $B(0, T_i)$, $i = 1, \dots, n$ is the same as fitting an PH or IPH distribution with fixed exit rate vector $\mathbf{r}(\cdot)$ to the empirical survival function $\mathbb{P}(\tau > T_i)$, $i = 1, \dots, n$. This can be achieved by converting the bond prices (survival function) into a corresponding histogram (weighted data) and employing a modified version of the EM algorithm for fitting a PH distribution to weighted data. The modification lies in keeping the exit rate vector $\mathbf{r}(\cdot)$ fixed. This modification is easily dealt with by simply removing updates of the latter in the original EM algorithm of [Asmussen et al. \[1996\]](#) or [Albrecher et al. \[2022\]](#). See Appendix A for details.

Example 3.1 (Fitting to observed bond prices). Bond prices, $B(0, T)$ as of 31/12/2003 (time zero) with maturities $T = 1, 2, \dots, 30$ years are available from the Danish Financial Supervisory Authority and given by 0.9755051, 0.9434934, 0.9059545, 0.8679149, 0.8251354, 0.7857250, 0.7472528, 0.7075066, 0.6679984, 0.6286035, 0.5951316, 0.5625969, 0.5310441, 0.5005108, 0.4710280, 0.4448469, 0.4197550, 0.3958013, 0.3728296, 0.3508858, 0.3319907, 0.3140894, 0.2970098, 0.2808430, 0.2654229, 0.2508400, 0.2369349, 0.2237965, 0.2112725, 0.1994495, respectively.

This corresponds to an empirical survival distribution to which we can then fit phase-type distributions of different dimensions. Regarding the discretization, we let $0.5 + i$, $i = 0, \dots, 29$ denote the data points with probability mass $B(i) - B(i + 1)$, where $B(0) = 1$, and a right censored data point at 30 with probability mass $B(30) = 0.1994495$.

We used $p = 2, 3, 4, 5, 10$ and 15 phases, with state-wise interest rates being $r_i^p = i/(10p)$, $i = 1, \dots, p$ for the different dimensions p . Underlying this choice is the assumption that the interest rates fluctuate between 1% and 10%, and the r_i 's are obtained as the points that divide the interval $[0, 0.1]$ into p , including the right endpoint. The vectors $\mathbf{r}^p = (r_1^p, \dots, r_p^p)'$ will serve as exit rate vectors of the phase-type distributions to be fitted.

In Figure 1 (left) we have plotted the phase-type fits to the empirical survival curve for dimensions $p = 2, 3, 4, 5$. At dimension 3, we obtain a decent fit and excellent fits for dimensions 4 and 5. The likelihood values for 4 cases are -3.178171, -3.16838, -3.166633, -3.166182. Further experimentation with dimensions 10 and 15 resulted in likelihoods of -3.165002 and -3.164654, respectively. However, the plots of bond prices and yields are indistinguishable from the plots corresponding to dimension 5, see Figure 2. We can also assess the quality of the fits by plotting the estimated density function vs. the weighted data, shown in Figure 3. Again the plots for dimensions $p = 5, 10, 15$ are almost indistinguishable. Therefore, we conclude that dimension 4 or 5 will suffice to *approximate* the bond prices.

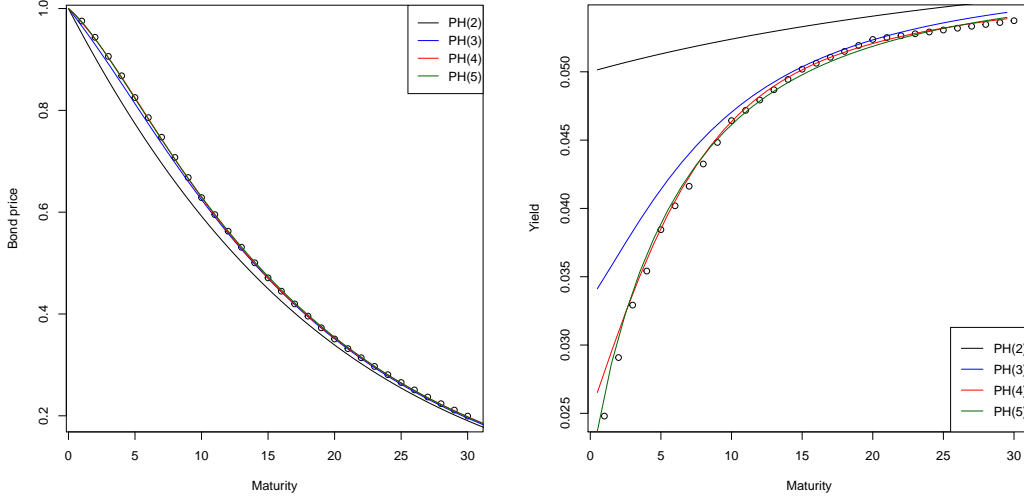


FIGURE 1. Phase-type fits to Zero-coupon bond prices (left) and corresponding yield curves (right) for dimension $p = 2, 3, 4, 5$.

The estimates of the sub-intensity matrix $\mathbf{M} - \mathbf{\Delta}(\mathbf{r})$ (under a risk neutral measure \mathbb{Q}) for dimensions $p = 3, 4, 5$ are given by

$$\begin{pmatrix} -0.13 & 0.1 & 0 \\ 0 & -0.41 & 0.34 \\ 0.14 & 0 & -0.24 \end{pmatrix}, \begin{pmatrix} -0.25 & 0.22 & 0.01 & 0 \\ 0.14 & -1.11 & 0.75 & 0.18 \\ 0.06 & 0.29 & -0.63 & 0.2 \\ 0.09 & 0.22 & 0.65 & -1.05 \end{pmatrix}, \begin{pmatrix} -0.26 & 0.02 & 0.06 & 0.07 & 0.08 \\ 0.07 & -1.68 & 0.69 & 0.23 & 0.65 \\ 0.19 & 0.32 & -1.99 & 0.93 & 0.48 \\ 0.04 & 0.35 & 0.27 & -1.2 & 0.46 \\ 0.07 & 0.82 & 0.07 & 0.8 & -1.85 \end{pmatrix}.$$

To fit the bond prices, the initial distributions of Markov processes were all on the form $(1, 0, \dots, 0)$ of appropriate dimension, i.e., initiation in state 1.

Finally, we consider what happens if we let the EM-algorithm pick the interest rates which best approximate the bond prices. This corresponds to letting the exit rate vector be unrestricted. The basis for the comparison is the 5-dimensional model, which we know provides a good fit in the case of pre-specified interest rates (fixed exit rate vector). The log-likelihood value of the unrestricted case was -3.163197 as compared to -3.166182 where the interest rates were fixed at 2%, 4%, 6%, 8% and 10%. For the unrestricted case, the estimate amounts to an initial distribution of $(0, 0, 0, 1, 0)$ and sub-intensity matrix

$$\begin{pmatrix} -1.53 & 0.31 & 0.34 & 0.34 & 0.54 \\ 0.78 & -2.81 & 0.21 & 0.65 & 1.01 \\ 0.09 & 0.03 & -0.28 & 0.02 & 0.02 \\ 0.36 & 0.97 & 0.02 & -2.08 & 0.72 \\ 0.79 & 0.04 & 0 & 0.71 & -1.54 \end{pmatrix}$$

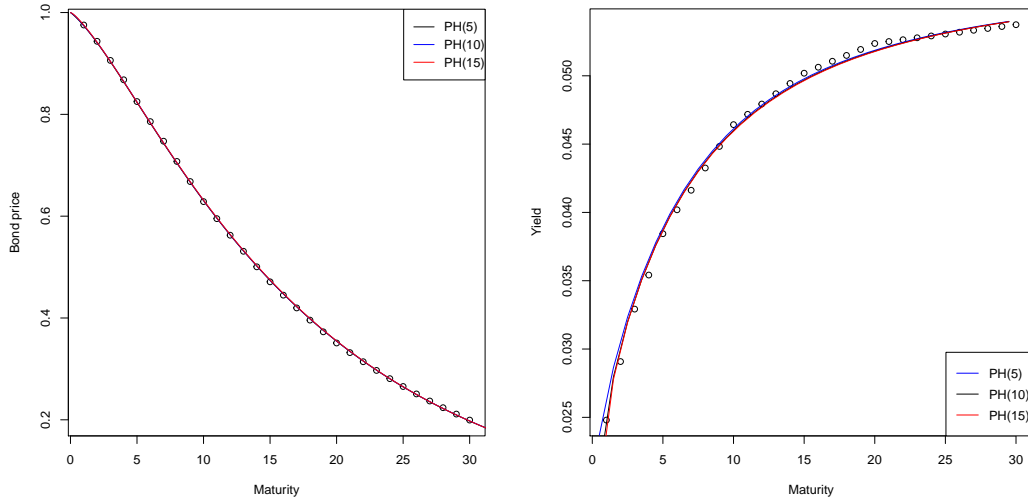


FIGURE 2. Phase-type fits to Zero-coupon bond prices (left) and corresponding yield curves (right) for dimension $p = 5, 10, 15$.

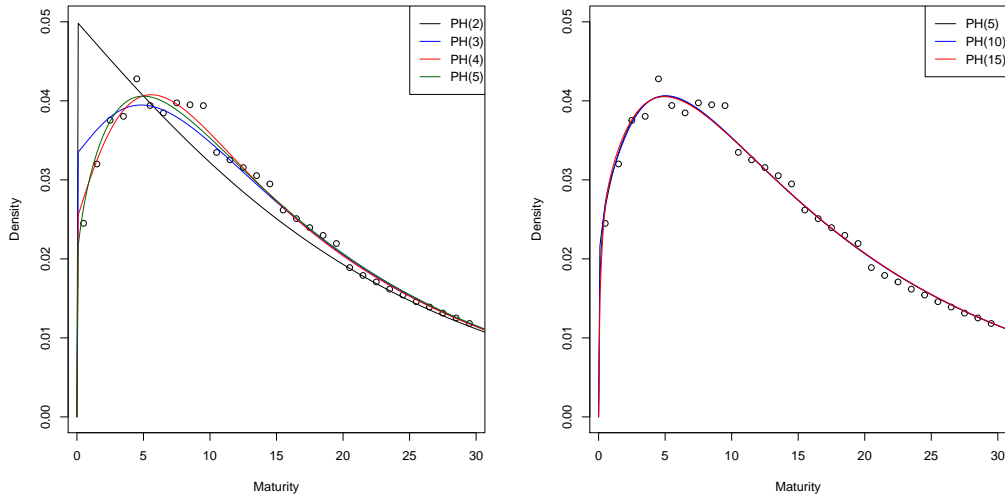


FIGURE 3. Fitted phase-type densities vs. weighted data for $p = 2, 3, 4, 5$ (left) and $p = 5, 10, 15$ (right).

with corresponding exit rate vector

$$\begin{pmatrix} 0 \\ 0.15 \\ 0.12 \\ 0 \\ 0 \end{pmatrix}.$$

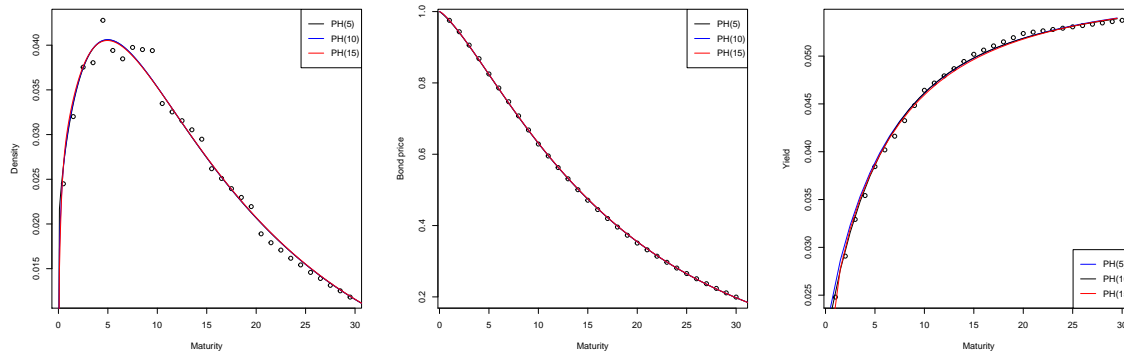


FIGURE 4. Unrestricted estimation.

Hence another choice of interest rates would be zero pct. interest rate in states 1,4, and 5, and 15% and 12% in states 2 and 3. From a statistical point of view, the fit serves its purpose, and the representation can be used in further applications. However, from a conceptual point of view, such a choice may be more provocative, mainly if one is interested in further analyzing the underlying risk-free environment. We also notice that phase-type representations are not unique, so the above choice of interest rates should not be assigned any interpretation. \circ

Example 3.2 (Fitting to a Vasicek model). Consider the Vasicek model

$$dr(u) = k(\theta - r(u)) du + \sigma dW^{\mathbb{Q}}(u),$$

where $W^{\mathbb{Q}}(u)$ denotes the Wiener process under the equivalent martingale measure \mathbb{Q} where $k = 0.5$, $\theta = 0.1$, $\sigma = 0.2$ and $r(0) = 0.01$. We approximate this model a state-wise deterministic interest model, $r_{X(u)}(u)$ based on an underlying Markov process with 5 and 10 states, using $\mathbf{r}(u) = (r_1, \dots, r_5) = (0.02, 0.04, 0.06, 0.08, 0.1)$ and $\mathbf{r}(u) = (r_1, \dots, r_{10}) = (0.01, \dots, 0.1)$, respectively. We take the Markov processes as time-homogeneous with 5 and 10 states, respectively, since the Vasicek model is stationary. We obtained the following phase-type representations for $p = 5$

$$\boldsymbol{\pi} = \begin{pmatrix} 0.76 \\ 0.24 \\ 0 \\ 0 \\ 0 \end{pmatrix}, \quad \mathbf{M} - \boldsymbol{\Delta}(\mathbf{r}) = \begin{pmatrix} -0.02 & 0 & 0 & 0 & 0 \\ 0 & -1.72 & 0 & 1.68 & 0 \\ 0 & 0 & -2.19 & 0 & 2.13 \\ 0 & 0 & 1.09 & -1.17 & 0 \\ 0.35 & 0 & 0 & 0 & -0.45 \end{pmatrix}.$$

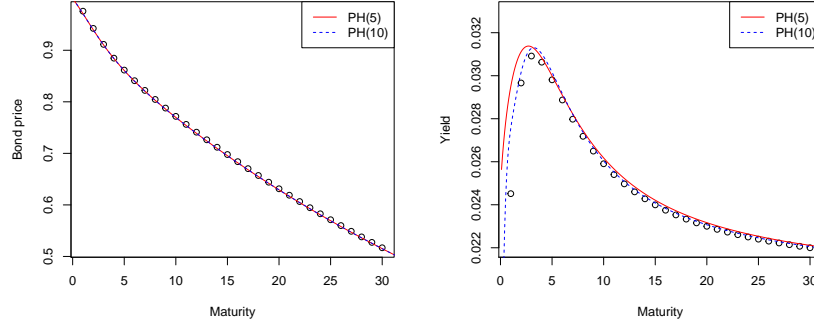


FIGURE 5. Phase-type density approximations to corresponding Vasicek values. The red curve corresponds to an approximation with a 5-dimensional state-space, whereas the blue curve corresponds to a 10-dimensional state-space.

and, for $p = 10$, $\pi = (0.63, 0.37, 0, 0, 0, 0, 0, 0, 0, 0)'$ and

$$M - \Delta(r) = \begin{pmatrix} -0.06 & 0.01 & 0.01 & 0.01 & 0 & 0 & 0.01 & 0 & 0 & 0 \\ 0 & -5.89 & 5.87 & 0 & 0 & 0 & 0 & 0 & 0 & 0 \\ 0 & 0 & -7.21 & 0 & 0 & 0 & 0 & 0 & 7.18 & 0 \\ 0 & 0.06 & 0.02 & -2.02 & 0.14 & 0.05 & 0.1 & 1.51 & 0 & 0.09 \\ 0 & 0.12 & 0.01 & 0.92 & -2.58 & 0.01 & 0.08 & 1.3 & 0 & 0.08 \\ 0 & 0.01 & 0 & 3.28 & 0.86 & -4.32 & 0.11 & 0 & 0 & 0 \\ 0.01 & 0.22 & 0.07 & 2.18 & 2.25 & 0.44 & -5.9 & 0.54 & 0.04 & 0.09 \\ 0 & 0 & 0 & 0 & 0.01 & 0 & 0 & -2.61 & 0 & 2.51 \\ 0 & 0 & 0 & 0 & 0.02 & 2.75 & 0.13 & 0 & -2.99 & 0 \\ 0.42 & 0 & 0 & 0 & 0 & 0.01 & 0 & 0.08 & 0.01 & -0.63 \end{pmatrix}$$

respectively. The corresponding intensity matrices, \hat{M} , then provide us with risk-neutral transition rates between the possible interest rates, $r = 0.02, 0.04, 0.06, 0.1$ or $r = 0.01, \dots, 0.1$.

Figure 5 illustrates the approximations. While the bond prices provide excellent fits, the yield curves are more revealing in exposing discrepancies.

The assessment regarding the quality of the fits depends on their use. When computing reserves or higher-order moments in life insurance with stochastic interest rates being independent of the biometric process, the interest rates are merely used as a discounting factor, in which case even a 5-state approximation to the Vasicek model with a state-wise deterministic interest rate model will provide a good fit. \circ

4. APPLICATIONS TO LIFE INSURANCE

In this section, we incorporate the stochastic interest rate model of the previous sections to life insurance valuations. We consider the model introduced by Norberg [1995a,b] and obtain matrix representations for reserves and higher order moments of future payments along the lines of Bladt et al. [2020].

4.1. A Life insurance model with stochastic interest rates.

Let $X = \{X(t)\}_{t \geq 0}$ be a time-inhomogeneous Markov jump process with a finite state-space E and intensity matrix $\mathbf{\Lambda}(t) = \{\lambda_{ij}(t)\}_{i,j \in E}$. Then we define a payment process $\{B(t)\}_{t \geq 0}$ by

$$dB(t) = \sum_{i \in E} 1\{X(t-) = i\} \left(b_i(t) dt + \sum_{j \in E} b_{ij}(t) dN_{ij}(t) \right), \quad (24)$$

where $b_i(t)$ are continuous payment rates (negative if premiums) and $b_{ij}(t)$ lump sum payments, which occur according to the counting measure $N_{ij}(t)$. The intensity matrix is decomposed into

$$\mathbf{\Lambda}(t) = \mathbf{\Lambda}^0(t) + \mathbf{\Lambda}^1(t), \quad (25)$$

where $\mathbf{\Lambda}^1(t)$ is a non-negative matrix and, consequently, $\mathbf{\Lambda}^0(t)$ a sub-intensity matrix, i.e. row sums are non-positive. The counting process is linked to the transitions of X in the following way. Upon transition from i to j , $i \neq j$, in X at time t , a lump sum payment of $b_{ij}(t)$ will be triggered with probability

$$\frac{\lambda_{ij}^1(t)}{\lambda_{ij}^0(t) + \lambda_{ij}^1(t)}. \quad (26)$$

If $i = j$, then $N_{ii}(t)$ denotes an inhomogeneous Poisson process with intensity $\lambda_{ii}(t)$, and a lump sum during a sojourn in state i will then be triggered in $[t, t + dt)$ with probability $\lambda_{ii}^1(t) dt$.

Finally we assume that the spot interest rates in state i follow a deterministic function $r_i(t)$. Hence the interest rates follow the model (1).

Remark 4.1. The classic Markov chain life insurance setting of, e.g., Hoem [1969], Norberg [1991], is the recovered if $r_i(t) \equiv r(t)$, $b_{ii}(t) = 0$ and if the probabilities (26) are either zero or one. Extending the classic setting to allow for distinct interest rates in the different states was considered in Norberg [1995a,b], where Thiele type of differential equations for the reserves and higher order moments were derived. \triangle

For the purpose of computing reserves and higher order moments, [Bladt et al., 2020, (3.8)–(3.11)], we let $\mathbf{b}(t) = (b_i(t))_{i \in E}$ denote the vector containing the continuous rates, and define matrices

$$\mathbf{B}(t) = \{b_{ij}(t)\}_{i,j \in E}, \quad \mathbf{R}(t) = \mathbf{\Lambda}^1(t) \bullet \mathbf{B}(t) + \mathbf{\Delta}(\mathbf{b}(t)), \quad \mathbf{C}^{(k)}(t) = \mathbf{\Lambda}^1(t) \bullet \mathbf{B}^{\bullet k}(t), \quad k \geq 2,$$

where $\mathbf{\Delta}(\mathbf{b}(t))$ denotes the diagonal matrix with $\mathbf{b}(t)$ as diagonal.

Hence $\mathbf{B}(t)$ is the matrix containing the lump payments at transitions and at Poisson arrivals during sojourns, $\mathbf{R}(t)$ is the matrix whose ij 'th element is the expected reward accumulated during $[t, t + dt)$ upon transition from i to j , or during a sojourn in state i if $i = j$. The $\mathbf{C}^{(k)}(t)$ matrix is more technical to be used when dealing with higher order moments.

Finally, we let

$$\mathbf{r}(t) = (r_i(t))_{i \in E}.$$

denote the vector of interest rates.

Now assume that the interest rate process is modelled and fitted using bond prices like in Section 3. Accordingly there is a Markov jump process $X_r = \{X_r(t)\}_{t \geq 0}$ with state-space $E_r = \{1, 2, \dots, p\}$ and intensity matrix $\mathbf{\Lambda}_r(t) = \{\lambda_{ij}^r(t)\}_{t \geq 0}$, say, such that the corresponding bond prices $B(t, T)$ are given as in Theorem 3.4. Similarly, we let $X_b = \{X_b(t)\}_{t \geq 0}$ denote the Markov jump process governing the transition between the biometric states with state-space $E_b = \{1, 2, \dots, q\}$ and intensity matrix $\mathbf{\Lambda}_b(t) = \{\lambda_{ij}^b(t)\}_{t \geq 0}$. Hence the Markov jump process appearing in (24) can be written on the form

$$X(t) = (X_b(t), X_r(t)) \quad (27)$$

with state-space $E = E_b \times E_r$.

Hence we need to decide upon an ordering of E , which will be lexicographical. This means the for elements $(i, \tilde{i}), (j, \tilde{j}) \in E$,

$$(i, \tilde{i}) < (j, \tilde{j}) \iff (i - 1)p + \tilde{i} < (j - 1)p + \tilde{j}.$$

In other word, each biometric state i , consists of sub-states $(i, 1), \dots, (i, q)$ depending on the state of the underlying Markov process X_r , see Figure 6. The processes X_b and X_r may or may

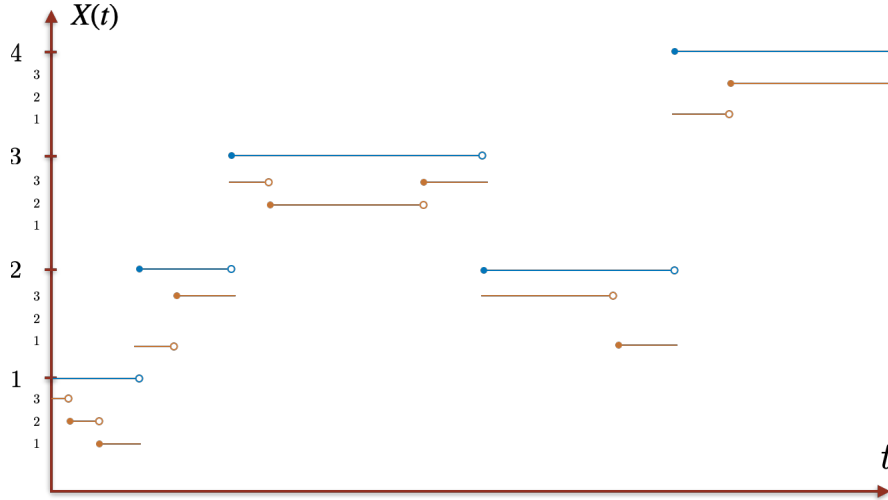


FIGURE 6. Lexicographical ordering: for each biometric state (blue), a number of sub-states (orange) defines the underlying interest rate level.

not be independent, and the payment processes (24) likewise may or may not be independent of X_r . In the following example, we consider the simplifications in the representations when assuming independence in these manners.

Example 4.1 (Independence). If the transition rates of X satisfy, for all $i, j \in E_b$, $j \neq i$, and $\tilde{i}, \tilde{j} \in E_r$, $\tilde{j} \neq \tilde{i}$,

$$\lambda_{(i, \tilde{i}), (j, \tilde{i})}(t) = \lambda_{(i, \tilde{j}), (j, \tilde{j})}(t) = \lambda_{ij}^b(t),$$

$$\lambda_{(i, \tilde{i}), (i, \tilde{j})}(t) = \lambda_{(j, \tilde{i}), (j, \tilde{j})}(t) =: \lambda_{\tilde{i}\tilde{j}}^r(t),$$

we have that X_b and X_r are independent. Using the lexicographical ordering, we can, in this case, obtain compact matrix representations in terms of the two processes as follows. The transition intensity matrix of X is now on the form

$$\mathbf{\Lambda}(t) = \mathbf{\Lambda}_b(t) \oplus \mathbf{\Lambda}_r(t) = \mathbf{\Lambda}_b(t) \otimes \mathbf{I}_p + \mathbf{I}_q \otimes \mathbf{\Lambda}_r(t),$$

where \oplus denotes the Kronecker sum, and where \mathbf{I}_n denotes the identity matrix of dimension $n \times n$. We recall that the Kronecker product, \otimes , is defined by $\mathbf{A} \otimes \mathbf{B} = \{a_{ij}\mathbf{B}\}$, where $\mathbf{A} = \{a_{ij}\}$.

The interest rate vector satisfies

$$\mathbf{r}(t) = \mathbf{e} \otimes (r_1(t), \dots, r_p(t)),$$

where $\mathbf{e} = (1, 1, \dots, 1)'$.

If we further assume that the payment process (24) is independent of X_r , i.e. such that the payment functions satisfy, for all $i, j \in E_b$ and $\tilde{i}, \tilde{j} \in E_r$,

$$\begin{aligned} b_{(i,\tilde{i})}(t) &= b_{(i,\tilde{j})}(t) =: b_i^b(t), \\ b_{(i,\tilde{i}), (j,\tilde{i})}(t) &= b_{(i,\tilde{j}), (j,\tilde{j})}(t) =: b_{ij}^b(t), \\ b_{(i,\tilde{i}), (i,\tilde{j})}(t) &= b_{(j,\tilde{i}), (j,\tilde{j})}(t) = 0, \end{aligned}$$

we have that the payment matrices are on the form

$$\begin{aligned} \mathbf{B}(t) &= \mathbf{B}^b(t) \otimes \mathbf{I} \\ \mathbf{b}(t) &= \mathbf{b}^b(t) \otimes \mathbf{e} \end{aligned}$$

where

$$\mathbf{b}^b(t) = (b_1^b(t), \dots, b_q^b(t))' \quad \text{and} \quad \mathbf{B}(t) = \{b_{ij}^b(t)\}_{i,j \in E_b}.$$

Similarly, we may directly decompose $\mathbf{\Lambda}_b$:

$$\mathbf{\Lambda}_b(t) = \mathbf{\Lambda}_b^1(t) \oplus \mathbf{\Lambda}_b^0(t)$$

such that the decomposition (25) reads

$$\mathbf{\Lambda}^1(t) = \mathbf{\Lambda}_b^1(t) \otimes \mathbf{I}_q, \quad \text{and} \quad \mathbf{\Lambda}^0(t) = \mathbf{\Lambda}_b^0(t) \otimes \mathbf{I}_p + \mathbf{I}_q \otimes \mathbf{\Lambda}_r(t) = \mathbf{\Lambda}_b^0(t) \oplus \mathbf{\Lambda}_r(t),$$

where the conceptual difference in the decomposition of $\mathbf{\Lambda}^1$ and $\mathbf{\Lambda}^0$ lies in the absence of lump sum payments upon transition between interest levels. \circ

4.2. Reserves.

We now consider the valuation of the payment process B . Introduce the matrix of partial state-wise prospective reserves,

$$\begin{aligned} \mathbf{V}(s, t) &= \{V_{ij}(s, t)\}_{i,j \in E}, \\ V_{ij}(s, t) &= \mathbb{E} \left(\mathbf{1}\{X(t) = j\} \int_s^t e^{-\int_s^x r_{X(u)}(u) du} dB(x) \middle| X(s) = i \right). \end{aligned}$$

Due to the stochastic interest rates, this is an extension of [Bladt et al. \[2020\]](#). With $\mathbf{D}(s, t)$, introduced in (18), modified to the setup of this section as

$$\mathbf{D}(s, t) = \prod_s^t \left(\mathbf{I} + [\mathbf{\Lambda}(u) - \mathbf{\Delta}(\mathbf{r}(u))] du \right),$$

we have the following result.

Theorem 4.2. *The matrix of partial state-wise prospective reserves $\mathbf{V}(s, t)$ has the following integral representation:*

$$\mathbf{V}(s, t) = \int_s^t \mathbf{D}(s, x) \mathbf{R}(x) \mathbf{P}(x, t) dx. \quad (28)$$

Proof. See Appendix B. □

The actual computation of the reserves can be effectively executed using the following Van-Loan type of formula, which avoids integration.

Corollary 4.3. *$\mathbf{V}(s, t)$ can be extracted from the relation*

$$\prod_s^t \left(\mathbf{I} + \begin{pmatrix} \mathbf{\Lambda}(u) - \mathbf{\Delta}(\mathbf{r}(u)) & \mathbf{R}(u) \\ \mathbf{0} & \mathbf{\Lambda}(u) \end{pmatrix} du \right) = \begin{pmatrix} \mathbf{D}(s, t) & \mathbf{V}(s, t) \\ \mathbf{0} & \mathbf{P}(s, t) \end{pmatrix}.$$

Finally, we state and prove Thiele's differential equations for partial reserves with stochastic interest rates.

Theorem 4.4 (Thiele).

$$\frac{\partial}{\partial s} \mathbf{V}(s, t) = - [\mathbf{\Lambda}(s) - \mathbf{\Delta}(\mathbf{r}(s))] \mathbf{V}(s, t) - \mathbf{R}(s) \mathbf{P}(s, t),$$

where $\mathbf{V}(t, t) = \mathbf{0}$. For the conventional state-wise prospective reserves, $\mathbf{V}^{Th}(t) = \mathbf{V}(t, T) \mathbf{e}$, this has the form

$$\frac{\partial}{\partial t} \mathbf{V}^{Th}(t) = \mathbf{\Delta}(\mathbf{r}(t)) \mathbf{V}^{Th}(t) - \mathbf{\Lambda}(t) \mathbf{V}^{Th}(t) - \mathbf{R}(t) \mathbf{e},$$

where $\mathbf{V}^{Th}(T) = \mathbf{0}$.

Proof. See Appendix B. □

Remark 4.5. Writing out the elements of the differential equation for \mathbf{V}^{Th} , we get for $i \in E$,

$$\frac{\partial}{\partial t} V_i^{Th}(t) = r_i(t) V_i^{Th}(t) - b_i(t) - \sum_{j \in E} \lambda_{ij}(t) \left(b_{ij}(t) + V_j^{Th}(t) - V_i^{Th}(t) \right),$$

$$V_i^{Th}(T) = 0,$$

which is the differential equation obtained in [\[Norberg, 1995a, \(3.2\)\]](#) in the case of a first-order moment. △

4.3. Higher order moments. Consider the matrix of partial state-wise higher order moments of future payments, given by, for $k \in \mathbb{N}$ (see [Bladt et al., 2020, (3.6)-(3.7)]),

$$\mathbf{V}^{(k)}(t, T) = \left\{ V_{ij}^{(k)}(t, T) \right\}_{i,j \in E},$$

$$V_{ij}^{(k)}(t, T) = \mathbb{E} \left(\mathbf{1}_{(X(T)=j)} \left(\int_t^T e^{-\int_t^x r_{X(u)}(u) du} dB(x) \right)^k \middle| X(t) = i \right),$$

and introduce what we shall term the *reduced* partial state-wise higher order moments:

$$\mathbf{V}_r^{(k)}(t, T) = \frac{\mathbf{V}^{(k)}(t, T)}{k!}.$$

Since all payment functions and transition rates are deterministic, results for these higher-order moments are now straightforward to obtain by using the undiscounted result,

$$\mathbf{m}_r^{(k)}(t, T) = \int_t^T \mathbf{P}(t, x) \mathbf{R}(x) \mathbf{m}_r^{(k-1)}(x, T) dx + \sum_{m=2}^k \int_t^T \mathbf{P}(t, x) \mathbf{C}_r^{(m)}(x) \mathbf{m}_r^{(k-m)}(x, T) dx,$$

where $\mathbf{m}_r^{(k)}(t, T)$, $k \in \mathbb{N}$, contains the partial state-wise k 'th moment, normalised by $k!$, of the undiscounted future payments (see [Bladt et al., 2020, (7.4)]), i.e. $\mathbf{V}_r^{(k)}(s, T)$ with no interest rate. Indeed, rates $b_i(t)$ and lump sums $b_{ij}(t)$ must be replaced by the discounted versions with discounting factor, $\exp(-\int_s^t r_{X(u)} du)$ (for fixed $s \leq t$). Powers of lump sums like $b_{ij}(t)^m$, $m \in \mathbb{N}$, are discounted by $\exp(-m \int_s^t r_{X(u)} du)$. Denoting

$$\mathbf{D}^{(m)}(s, t) = \prod_s^t (\mathbf{I} + [\mathbf{\Lambda}(u) - m \mathbf{\Delta}(r(u))] du), \quad m \in \mathbb{N},$$

we then obtain the following version of Hattendorff's theorem for partial reserves with stochastic interest rate.

Theorem 4.6. *The matrix of reduced partial state-wise higher order moments satisfies the integral equation, for $k \in \mathbb{N}_0$,*

$$\mathbf{V}_r^{(k)}(t, T) = \int_t^T \mathbf{D}^{(k)}(t, x) \mathbf{R}(x) \mathbf{V}_r^{(k-1)}(x, T) dx + \sum_{m=2}^k \int_t^T \mathbf{D}^{(k)}(t, x) \mathbf{C}_r^{(m)}(x) \mathbf{V}_r^{(k-m)}(x, T) dx.$$

Proof. See Appendix B. □

Defining

$$\mathbf{F}_U^{(k)}(x) = \begin{pmatrix} \boldsymbol{\Lambda}(x) - k\boldsymbol{\Delta}(\mathbf{r}(x)) & \mathbf{R}(x) & \mathbf{C}_r^{(2)}(x) \cdots & \mathbf{C}_r^{(k-1)}(x) & \mathbf{C}_r^{(k)}(x) \\ \mathbf{0} & \boldsymbol{\Lambda}(x) - (k-1)\boldsymbol{\Delta}(\mathbf{r}(x)) & \mathbf{R}(x) \cdots & \mathbf{C}_r^{(k-2)}(x) & \mathbf{C}_r^{(k-1)}(x) \\ \vdots & \vdots & \vdots \quad \ddots & \vdots & \vdots \\ \mathbf{0} & \mathbf{0} & \mathbf{0} \cdots & \boldsymbol{\Lambda}(x) - \boldsymbol{\Delta}(\mathbf{r}(x)) & \mathbf{R}(x) \\ \mathbf{0} & \mathbf{0} & \mathbf{0} \cdots & \mathbf{0} & \boldsymbol{\Lambda}(x) \end{pmatrix}$$

we get by Van Loan that

$$\prod_t^T (\mathbf{I} + \mathbf{F}_U^{(k)}(x) dx) = \begin{pmatrix} * & * & * & * & \cdots & * & \mathbf{V}_r^{(k)}(t) \\ * & * & * & * & \cdots & * & \mathbf{V}_r^{(k-1)}(t) \\ * & * & * & * & \cdots & * & \mathbf{V}_r^{(k-2)}(t) \\ \vdots & \vdots & \vdots & \vdots & \ddots & \vdots & \vdots \\ * & * & * & * & \cdots & * & \mathbf{V}_r^{(1)}(t) \\ * & * & * & * & \cdots & * & \mathbf{P}(t, T) \end{pmatrix}. \quad (29)$$

From these results, we can derive a number of classical results. Differentiation of (29) gives

$$\begin{pmatrix} * & * & * & * & \cdots & * & \frac{\partial}{\partial t} \mathbf{V}_r^{(k)}(t) \\ * & * & * & * & \cdots & * & \frac{\partial}{\partial t} \mathbf{V}_r^{(k-1)}(t) \\ * & * & * & * & \cdots & * & \frac{\partial}{\partial t} \mathbf{V}_r^{(k-2)}(t) \\ \vdots & \vdots & \vdots & \vdots & \ddots & \vdots & \vdots \\ * & * & * & * & \cdots & * & \frac{\partial}{\partial t} \mathbf{V}_r^{(1)}(t) \\ * & * & * & * & \cdots & * & \frac{\partial}{\partial t} \mathbf{P}(t, T) \end{pmatrix} = -\mathbf{F}_U^{(k)}(t) \prod_t^T (\mathbf{I} + \mathbf{F}_U^{(k)}(x) dx) \\ = - \begin{pmatrix} \boldsymbol{\Lambda}(t) - k\boldsymbol{\Delta}(\mathbf{r}(t)) & \mathbf{R}(t) & \mathbf{C}_r^{(2)}(t) \cdots & \mathbf{C}_r^{(k-1)}(t) & \mathbf{C}_r^{(k)}(t) \\ \mathbf{0} & \boldsymbol{\Lambda}(t) - (k-1)\boldsymbol{\Delta}(\mathbf{r}(t)) & \mathbf{R}(t) \cdots & \mathbf{C}_r^{(k-2)}(t) & \mathbf{C}_r^{(k-1)}(t) \\ \vdots & \vdots & \vdots \quad \ddots & \vdots & \vdots \\ \mathbf{0} & \mathbf{0} & \mathbf{0} \cdots & \boldsymbol{\Lambda}(t) - \boldsymbol{\Delta}(\mathbf{r}(t)) & \mathbf{R}(t) \\ \mathbf{0} & \mathbf{0} & \mathbf{0} \cdots & \mathbf{0} & \boldsymbol{\Lambda}(t) \end{pmatrix} \\ \times \begin{pmatrix} * & * & * & * & \cdots & * & \mathbf{V}_r^{(k)}(t) \\ * & * & * & * & \cdots & * & \mathbf{V}_r^{(k-1)}(t) \\ * & * & * & * & \cdots & * & \mathbf{V}_r^{(k-2)}(t) \\ \vdots & \vdots & \vdots & \vdots & \ddots & \vdots & \vdots \\ * & * & * & * & \cdots & * & \mathbf{V}_r^{(1)}(t) \\ * & * & * & * & \cdots & * & \mathbf{P}(t, T) \end{pmatrix}$$

We then obtain the following differential equation by only considering the first row times the last column.

Theorem 4.7. *The matrix of reduced partial state-wise higher order moments satisfies the system of differential equations, for $k \in \mathbb{N}_0$,*

$$\frac{\partial}{\partial s} \mathbf{V}_r^{(k)}(t) = (k\mathbf{\Delta}(\mathbf{r}(u)) - \mathbf{\Lambda}(t))\mathbf{V}_r^{(k)}(t) - \mathbf{R}(t)\mathbf{V}_r^{(k-1)}(t) - \sum_{i=2}^k \mathbf{C}_r^{(i)}(t)\mathbf{V}_r^{(k-i)}(t),$$

with terminal condition $\mathbf{V}_r^{(k)}(T) = 1_{(k=0)}\mathbf{I}$.

Remark 4.8. A martingal based proof for the corresponding (un-reduced) state-wise moments, $k!\mathbf{V}_r^{(k)}(t)\mathbf{e}$, can be found in [Norberg \[1995a\]](#). \triangle

Example 4.2 (Independence continued). We can continue our decompositions from the independence case of [Example 4.1](#) to reserves and higher order moments. Indeed, since

$$\begin{aligned} \mathbf{\Lambda}_b(u) \oplus \mathbf{\Lambda}_r(u) - k\mathbf{\Delta}(\mathbf{e} \otimes \mathbf{r}(u)) &= \mathbf{\Lambda}_b(u) \otimes \mathbf{I} + \mathbf{I} \otimes (\mathbf{\Lambda}_r(u) - k\mathbf{\Delta}(\mathbf{r}(u))) \\ &= \mathbf{\Lambda}_b(u) \oplus (\mathbf{\Lambda}_r(u) - k\mathbf{\Delta}(\mathbf{r}(u))), \end{aligned}$$

we get from [\(12\)](#) that

$$\begin{aligned} &\prod_s^t \left(\mathbf{I} + (\mathbf{\Lambda}_b(u) \oplus \mathbf{\Lambda}_r(u) - k\mathbf{\Delta}(\mathbf{e} \otimes \mathbf{r}(u))) du \right) \\ &= \prod_s^t (\mathbf{I} + \mathbf{\Lambda}_b(u) du) \otimes \prod_s^t (\mathbf{I} + (\mathbf{\Lambda}_r(u) - k\mathbf{\Delta}(\mathbf{r}(u))) du) \\ &= \prod_s^t (\mathbf{I} + \mathbf{\Lambda}_b(u) du) \otimes \mathbf{D}^{(k)}(s, t) \end{aligned}$$

Thus, when setting up the matrix \mathbf{F}_U for computation of these higher order moments, each diagonal block element can be computed using these representations.

In particular, for partial state-wise reserves (i.e. $k = 1$), we obtain a more direct expression. Assuming that the initial biometric state is $i \in E_b$, the terminal $j \in E_b$ and that the initial distribution of the fitted interest rate phase-type distribution is $\boldsymbol{\pi}$. Then

$$\begin{aligned} V_{ij}(t, T) &= (\mathbf{e}'_i \otimes \boldsymbol{\pi}) \int_t^T \left(\prod_t^x (\mathbf{I} + \mathbf{\Lambda}_b(u) du) \otimes \mathbf{D}(t, x) \right) (\mathbf{R}(x) \otimes \mathbf{I}) \\ &\quad \times \left(\prod_x^T (\mathbf{I} + \mathbf{\Lambda}_b(u) du) \otimes \prod_x^T (\mathbf{I} + \mathbf{\Lambda}_r(u) du) \right) dx (\mathbf{e}_j \otimes \mathbf{e}) \\ &= \int_t^T \boldsymbol{\pi} \mathbf{D}(t, x) \mathbf{e} \mathbf{e}'_i \mathbf{P}_b(t, x) \mathbf{R}(x) \mathbf{P}_b(x, T) \mathbf{e}_j dx \\ &= \int_t^T \mathbb{E}^{\mathbb{Q}} \left(e^{-\int_t^T r_{X_r(u)}(u) du} \middle| \mathcal{F}(t) \right) \mathbf{e}'_i \mathbf{P}_b(t, x) \mathbf{R}(x) \mathbf{P}_b(x, T) \mathbf{e}_j dx, \end{aligned}$$

which is consistent with similar expressions obtained in [Norberg \[1995b\]](#). \circ

4.4. Equivalence premium.

Assume that $\mathbf{R}(t) = \mathbf{R}(t; \theta)$ such that θ is a parameter of either $\mathbf{B}(t)$ and/or $\Delta(\mathbf{b}(t))$ only. Hence, θ could, e.g., be a premium rate in state 1 or a transition payment between some states. We then write $\mathbf{V}(t) = \mathbf{V}(t; \theta)$ so that

$$\mathbf{V}(t; \theta) = \int_t^T \prod_t^u (\mathbf{I} + [\mathbf{\Lambda}(s) - \Delta(\mathbf{r}(s))]ds) \mathbf{R}(u; \theta) \prod_u^T (\mathbf{I} + \mathbf{\Lambda}(s)ds) du.$$

If the interest rates satisfy $\Delta(\mathbf{r}(s)) \geq \mathbf{0}$, then $\mathbf{\Lambda}(s) - \Delta(\mathbf{r}(s))$ is a sub-intensity matrix, so that $\prod_t^u (\mathbf{I} + [\mathbf{\Lambda}(s) - \Delta(\mathbf{r}(s))]ds)$ is a sub-probability matrix, i.e.

$$0 \leq \prod_t^u (\mathbf{I} + [\mathbf{\Lambda}(s) - \Delta(\mathbf{r}(s))]ds) \mathbf{e} \leq \mathbf{e}.$$

If $\mathbf{R}(\cdot; \theta)$ is continuously differentiable and $\mathbf{\Lambda}$ and \mathbf{r} are continuous, then by Leibniz' integral rule

$$\frac{\partial}{\partial \theta} \mathbf{V}(t; \theta) = \int_t^T \prod_t^u (\mathbf{I} + [\mathbf{\Lambda}(s) - \Delta(\mathbf{r}(s))]ds) \frac{\partial}{\partial \theta} \mathbf{R}(u; \theta) \prod_u^T (\mathbf{I} + \mathbf{\Lambda}(s)ds) du.$$

Hence we get from the Van Loan formula (9),

$$\prod_t^T \left(\mathbf{I} + \begin{pmatrix} \mathbf{\Lambda}(u) - \Delta(\mathbf{r}(u)) & \frac{\partial}{\partial \theta} \mathbf{R}(u; \theta) \\ \mathbf{0} & \mathbf{\Lambda}(u) \end{pmatrix} du \right) = \begin{pmatrix} \mathbf{D}(t, T) & \frac{\partial}{\partial \theta} \mathbf{V}(t; \theta) \\ \mathbf{0} & \mathbf{P}(t, T) \end{pmatrix}. \quad (30)$$

Remark 4.9. Similar kinds of derivatives as those of (30) are considered in Kalashnikov and Norberg [2003], where differential equations for reserves with respect to valuation elements and payments are derived. The formulas presented here may thus be seen as corresponding matrix representations. \triangle

If state $i \in E$ is the starting state, we can formulate the equivalence principle by finding the θ that solves

$$V_i^{Th}(0; \theta) = \mathbf{e}'_i \mathbf{V}(0; \theta) \mathbf{e} = 0$$

using Newton's method,

$$\theta_{n+1} = \theta_n - \frac{\mathbf{e}'_i \mathbf{V}(0; \theta) \mathbf{e}}{\mathbf{e}'_i \mathbf{V}_\theta(0; \theta) \mathbf{e}},$$

where \mathbf{V}_θ denotes the partial derivative wrt. θ . For example, if θ is a constant premium (rate) such that

$$\mathbf{R}_\theta(t; \theta) = \mathbf{A}(t),$$

i.e. a matrix function not depending on θ , then $\mathbf{V}_\theta(t; \theta) = \mathbf{V}_\theta(t)$ will not depend on θ either, so we conclude that the map $\theta \mapsto V_i^{Th}(t; \theta)$ is linear (for fixed t), so that in particular

$$V_i^{Th}(0; \theta) = a\theta + b$$

for some constants a, b . Then b can be computed from $b = V_i^{Th}(0; 0) = \mathbf{e}'_i \mathbf{V}(0; 0) \mathbf{e}$ and $a = \mathbf{e}'_i \mathbf{V}_\theta(0; 0) \mathbf{e}$. Hence, Newtons method converges in one iteration, and the θ which fulfils the equivalence principle is given by

$$\theta = - \frac{\mathbf{e}'_i \mathbf{V}(0; 0) \mathbf{e}}{\mathbf{e}'_i \mathbf{V}_\theta(0; 0) \mathbf{e}}. \quad (31)$$

Hence, this formula can compute the equivalence premium if it is assumed to be (piecewise) constant over time, which is often the case in practical examples. However, the formulation in terms of derivatives is usually not seen, with [Kalashnikov and Norberg, 2003, (3.5)] being one of few exceptions. If the constant assumption is not satisfied, a parametrized expression in terms of θ can be calculated by Newton's method.

4.5. Distributions of future payments based on reduced moments.

In this section we briefly comment on the implementation of the Gram–Charlier series for the density and distribution functions based on reduced moments. The goal is to approximate the distribution of

$$X = \int_0^T e^{-\int_0^x r_X(u) du} dB(x)$$

using a Gram–Charlier series expansion. In Bladt et al. [2020], it was shown that under suitable regularity conditions, the density f for X can be approximated by

$$f(x) \approx f^*(x) \sum_{n=0}^N c_n p_n(x),$$

where f^* is a reference density, $p_n(x)$ an orthonormal basis of polynomials for Hilbert space $L^2(f^*)$, and $c_n = \mathbb{E}(p_n(X))$. The reference distribution f^* can be chosen arbitrarily as long as $f/f^* \in L^2(f^*)$. Hence it is advisable to choose f^* as close to f as possible.

For a given reference density f^* , the polynomials

$$q_n(x) = \begin{vmatrix} a_0 & \cdots & a_{n-1} & 1 \\ a_1 & \cdots & a_n & x \\ & & \ddots & \\ a_n & \cdots & a_{2n-1} & x^n \end{vmatrix},$$

where

$$a_n = \int_a^b x^n f^*(x) dx, \quad n = 0, 1, \dots$$

defines an orthogonal basis for Hilbert space $L^2(f^*)$ with inner product

$$\langle g, h \rangle = \int_a^b g(x)h(x)f^*(x) dx.$$

With the Hankel determinants

$$A_{-1} = 1, \quad A_n = \begin{vmatrix} a_0 & \cdots & a_{n-1} & a_n \\ a_1 & \cdots & a_n & a_{n+1} \\ & & \ddots & \\ a_n & \cdots & a_{2n-1} & a_{2n} \end{vmatrix}, n = 0, 1, \dots$$

it can then be shown that

$$p_n(x) = \frac{q_n(x)}{\sqrt{A_{n-1}A_n}}, \quad n = 0, 1, \dots$$

is an orthonormal basis (ONB) in $L^2(f^*)$. Also, it is immediate that

$$c_n = \mathbb{E}(p_n(X)) = \frac{1}{\sqrt{A_{n-1}A_n}} \begin{vmatrix} a_0 & \cdots & a_{n-1} & 1 \\ a_1 & \cdots & a_n & \mathbb{E}(x) \\ & & \ddots & \\ a_n & \cdots & a_{2n-1} & \mathbb{E}(x^n) \end{vmatrix}.$$

If f^* is chosen to be the standard normal distribution, the corresponding polynomials p_n are the (probabilists) Hermite polynomials. While the Hermite polynomials were used in [Bladt et al. \[2020\]](#) up to very high orders, their use in the following example fails already at low orders. This is likely caused by the tail of the normal distribution being too light. As an alternative, we propose a class of reference distributions based on a shifted beta distribution closely related to the Jacobi Polynomials. This distribution will have finite support but a much heavier tail. The finite support is usually not a problem in a life insurance context.

Define a reference distribution f^* with support on a finite interval $[a, b]$ by

$$f^*(x) = \frac{\Gamma(\alpha + \beta + 2)}{\Gamma(\alpha + 1)\Gamma(\beta + 1)} (b - a)^{-\alpha - \beta - 1} (b - y)^\alpha (y - a)^\beta, \quad x \in [a, b], \quad \alpha, \beta > -1.$$

Thus we need to find an orthonormal basis for $L^2(f^*)$. The starting point is the weight function

$$w^{\alpha, \beta}(x) = (1 - x)^\alpha (1 + x)^\beta.$$

The space $L^2(w)$ has an orthogonal basis of Jacobi polynomials given by

$$q_n^{(\alpha, \beta)}(x) = \frac{(\alpha + 1)_n}{n!} \sum_{k=0}^n \frac{(\alpha + \beta + 1 + n)_k (-n)_k}{(\alpha + 1)_k k!} \left(\frac{1 - x}{2} \right)^k,$$

where $(a)_n = a(a + 1) \cdots (a + n - 1)$ denotes the Pochhammer symbol.

By normalizing the weight function into a density on $[-1, 1]$ and then transforming it into a density on $[a, b]$, we obtain an ONB for f^* of polynomials given by

$$p_n^{\alpha, \beta}(x) = \sqrt{\frac{n!(2n + \alpha + \beta + 1)(\alpha + \beta + 1)_n}{(\alpha + 1)_n(\beta + 1)_n(\alpha + \beta + 1)}} q_n^{(\alpha, \beta)} \left(\frac{2x - a - b}{b - a} \right).$$

So for given a, b , we need to compute

$$c_n = \mathbb{E} \left(p_n^{\alpha, \beta}(X) \right) = \sqrt{\frac{n!(2n + \alpha + \beta + 1)(\alpha + \beta + 1)_n}{(\alpha + 1)_n(\beta + 1)_n(\alpha + \beta + 1)}} \mathbb{E} \left(q_n^{(\alpha, \beta)} \left(\frac{2X - a - b}{b - a} \right) \right).$$

Here

$$\begin{aligned} & \mathbb{E} \left(q_n^{(\alpha, \beta)} \left(\frac{2X - a - b}{b - a} \right) \right) \\ &= \frac{(\alpha + 1)_n}{n!} \sum_{k=0}^n \frac{(\alpha + \beta + 1 + n)_k (-n)_k}{(\alpha + 1)_k} \frac{1}{k!} \mathbb{E} \left(\left(\frac{1 - (2X - a - b)/(b - a)}{2} \right)^k \right), \end{aligned}$$

where the inner expectation is computed as

$$\frac{1}{k!} \mathbb{E} \left(\left(\frac{1 - (2X - a - b)/(b - a)}{2} \right)^k \right) = \frac{1}{(b - a)^k} \sum_{i=0}^k (-1)^i \frac{b^{k-i}}{(k - i)!} \frac{\mathbb{E}(X^i)}{i!}.$$

Finally, the approximation is then given by

$$f(x) \approx f^*(x) \sum_{n=0}^N c_n p_n^{(\alpha, \beta)}(x). \quad (32)$$

Concerning the corresponding distribution function, we integrate the above equation to obtain

$$F(y) \approx F^*(y) - \frac{b-a}{4} \left(1 - \left(\frac{2y-a-b}{b-a} \right)^2 \right) f^*(y) \\ \times \sum_{n=1}^N c_n \sqrt{\frac{1}{n} \frac{(2+\alpha+\beta)(\alpha+\beta+3)}{(1+\alpha)(1+\beta)(\alpha+\beta+n+1)(\alpha+\beta+n+2)}} p_{n-1}^{(\alpha+1, \beta+1)} \left(\frac{2y-a-b}{b-a} \right).$$

Hence, these formulas can be used to approximate the density and distribution via these Jacobi type of polynomials

5. NUMERICAL EXAMPLE

We now present a numerical example based on Example 4.1, where interest rates and biometric risk are assumed independent, where we carry over the estimation of interest transition rates from the calibrated bond prices of Section 3.

Consider the numerical example of Buchardt and Møller [2015] as the model for the biometric risk and corresponding life insurance contract. That is, the states of the insured X_b is modelled as a time-inhomogeneous Markov jump process taking values $E_b = \{1, 2, 3\}$, the three-state disability model depicted in Figure 7.

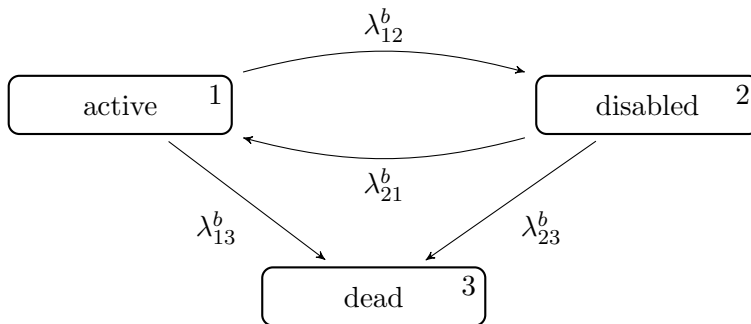


FIGURE 7. The classic three-state disability model with reactivation

We consider a 40-year-old male today (at time 0) with retirement of age 65 and the following life insurance contract:

- A disability annuity of rate 1 while disabled until the retirement of age 65.
- A life annuity of rate 1 while alive until the retirement of age 65.
- A constant premium rate θ paid while active until the retirement of age 65, priced under the equivalence principle at time 0.

The maximum contract time is $T = 70$, corresponding to a maximum age of 110 years. The transition rates are given by

$$\begin{aligned}\lambda_{12}^b(s) &= \left(0.0004 + 10^{4.54+0.06(s+40)-10}\right)1_{(s \leq 25)}, \\ \lambda_{21}^b(s) &= \left(2.0058e^{-0.117(s+40)}\right)1_{(s \leq 25)}, \\ \lambda_{13}^b(s) &= 0.0005 + 10^{5.88+0.038(s+40)-10}, \\ \lambda_{23}^b(s) &= \lambda_{13}^b(s)\left(1 + 1_{(s \leq 25)}\right).\end{aligned}$$

The payment matrices for this product combination corresponds to having $\mathbf{B}(t) = \mathbf{\Lambda}^1(t) = \mathbf{0}$, and

$$\mathbf{b}(t; \theta) = \begin{cases} (\theta, 1, 0), & \text{for } t \leq 25 \\ (1, 1, 0), & \text{for } t > 25 \end{cases}.$$

For the stochastic interest rate model, we take the fitted bond prices from Example 3.1 with $p = 4$ phases, so that the interest rates are given as $r(t) = r_{X_r(t)}$, with

$$\mathbf{r} = (0.025, 0.050, 0.075, 0.100),$$

and where X_r is a time-homogeneous Markov jump process taking values the finite state space $E_r = \{1, 2, 3, 4\}$ with initial distribution $\boldsymbol{\pi} = (1, 0, 0, 0)$ and transition intensity matrix

$$\mathbf{\Lambda}_r = \begin{pmatrix} -0.25 & 0.22 & 0.01 & 0 \\ 0.14 & -1.11 & 0.75 & 0.18 \\ 0.06 & 0.29 & -0.63 & 0.2 \\ 0.09 & 0.22 & 0.65 & -1.05 \end{pmatrix} + \mathbf{\Delta}(\mathbf{r}).$$

We then determine the equivalence premium θ using the method outlined in Section 4.4. This is explicit on the form (31) due to $\mathbf{b}(t; \cdot)$ being affine (for fixed t), and we get $\theta = 0.1583467$. This is almost three times lower than the premium rate obtained when pricing with a constant first-order interest rate of 1% as in Buchardt and Møller [2015], which makes sense since the present interest rate model always gives interest rates above this level.

We then calculate moments of up to order 20 of the present value of future payments to approximate its density and distribution function via Gram-Charlier expansions based on the (shifted) Jacobi polynomials, as outlined in Section 4.5. The parameters used in the procedure are shown in Table 1, and the resulting density and distribution function are shown in Figure 8.

Parameter	α	β	a	b
Value	1	0.05	-3	70

TABLE 1. Parameters for the Gram-Charlier implementation with (shifted) Jacobi polynomials.

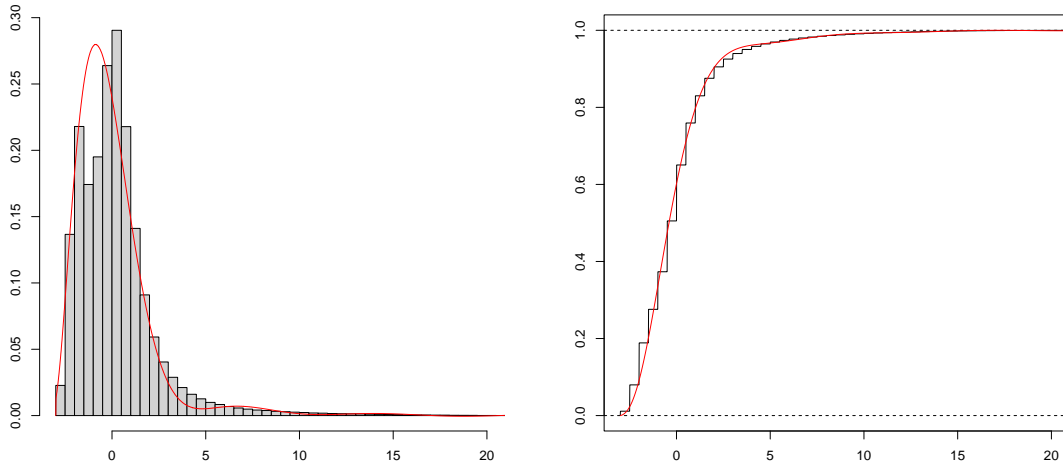


FIGURE 8. Left: Density approximation based on 20 moments along with a histogram based on 1,000,000 simulations. Right: Distribution function approximation based on same 20 moments along with the empirical distribution function from the same simulations.

From the fitted distribution function, one may compute different quantities of interest, e.g., quantiles of the present value. In Table 2, we show various quantiles based on the empirical (simulated) distribution function as well as the approximated distribution function based on 20 moments.

	Quantile			
	95%	97%	99%	99.5%
Empirical	3.51	5.51	9.51	12.01
Moment-based	3.13	5.54	8.89	12.63

TABLE 2. Selected quantiles of the present value based on the empirical distribution of 1,000,000 simulations and based on the Gram-Charlier approximation based on 20 moments.

APPENDIX A. MODIFIED EM ALGORITHM FOR PHASE-TYPE FITTING WITH FIXED EXIT RATE VECTOR

First we consider the case we want to fit a phase-type distribution with parameters $(\boldsymbol{\pi}, \mathbf{T}(x))$ to data y_1, \dots, y_N . Here the data are positive real numbers which are thought of as the time until absorption of the underlying Markov process with intensity matrix

$$\begin{pmatrix} \mathbf{T}(x) & \mathbf{t}(x) \\ \mathbf{0} & 0 \end{pmatrix}.$$

We will assume throughout that $\mathbf{T}(x) = \mathbf{T}$, i.e. the Markov process is time-homogeneous. This presents no restriction as long as the interest rate process to be approximated is assumed to be stationary.

If additionally to the absorption times, we could observe the full trajectories of the Markov process until absorption, then the estimation would be an easy task. In this case, for $i \neq j$

$$\hat{\pi}_i = \frac{B_i}{N}, \hat{t}_{ij} = \frac{N_{ij}}{Z_i}, \hat{t}_i = \frac{N_i}{Z_i} \quad (33)$$

whereas $\hat{t}_{ii} = -\hat{t}_i - \sum_{j \neq i} \hat{t}_{ij}$. Here B_i denotes the number of processes starting in state i , N_{ij} the number of transitions from i to j in all processes, N_i the number of processes that exits to the absorbing state from state i and Z_i the total time all processes spend in state i .

In the case of incomplete data, where only absorption times are observed, the EM-algorithm can be employed. The idea is to replace the unobserved sufficient statistics B_i , N_{ij} , N_i and Z_i by the their conditional expectations given data, i.e. $\mathbb{E}(B_i|Y = y)$ etc. The EM-algorithm then alternates between computing these conditional expected values (E-step) and plugging them into (33) as a substitute, thereby generating new parameters.

In order to perform maximization under the constraint $\mathbf{t}(x) = \mathbf{t} = \mathbf{r}$, we see that this can be achieved simply by removing the update $\hat{t}_i = \frac{N_i}{Z_i}$ from the EM-algorithm, so that the M -step amounts to

$$\hat{\pi}_i = \frac{B_i}{N}, \hat{t}_{ij} = \frac{N_{ij}}{Z_i}, \quad i \neq j, \quad \hat{t}_{ii} = -\hat{t}_i - \sum_{j \neq i} \hat{t}_{ij}. \quad (34)$$

Fitting a PH distribution to a theoretical distribution is done by approximating the theoretical distribution into a histogram. Hence data will be the discretization points, and the density values will be the corresponding weights. For further details on the EM-algorithm, we refer to [Asmussen et al. \[1996\]](#) or [Albrecher et al. \[2022\]](#).

APPENDIX B. PROOFS

Proof of Theorem 4.2. First, we notice that, for $i, j \in E$,

$$\begin{aligned} V_{ij}(s, t) &= \sum_{k \in E} \mathbb{E} \left(\mathbf{1}\{X(t) = j\} \int_s^t \mathbf{1}\{X(x) = k\} e^{-\int_s^x r_{X(u)}(u) du} dB(x) \middle| X(s) = i \right) \\ &= \sum_{k \in E} \int_s^t \mathbb{E} \left(\mathbf{1}\{X(t) = j\} \mathbf{1}\{X(x) = k\} e^{-\int_s^x r_{X(u)}(u) du} dB(x) \middle| X(s) = i \right) \end{aligned}$$

$$\begin{aligned}
&= \sum_{k \in E} \int_s^t \mathbb{E} \left(\mathbb{E} \left(1\{X(t) = j\} 1\{X(x) = k\} e^{-\int_s^x r_{X(u)}(u) du} dB(x) \middle| \mathcal{F}_x \right) \middle| X(s) = i \right) \\
&= \sum_{k \in E} \int_s^t \mathbb{E} \left(1\{X(x) = k\} e^{-\int_s^x r_{X(u)}(u) du} \mathbb{E} \left(1\{X(t) = j\} dB(x) \middle| \mathcal{F}_x \right) \middle| X(s) = i \right).
\end{aligned}$$

But on the event $\{X(x) = k\}$,

$$\mathbb{E} \left(1\{X(t) = j\} dB(x) \middle| \mathcal{F}_x \right) = b_k(x) dx p_{kj}(x, t) + \sum_{\substack{\ell \in E \\ \ell \neq k}} b_{k\ell}(x) \nu_{k\ell}(x) dx p_{\ell j}(x, t)$$

so

$$\begin{aligned}
V_{ij}(s, t) &= \sum_{k \in E} \int_s^t p_{kj}(x, t) \mathbb{E} \left(1\{X(x) = k\} e^{-\int_s^x r_{X(u)}(u) du} \middle| X(s) = i \right) b_k(x) dx \\
&+ \sum_{k \in E} \int_s^t \mathbb{E} \left(1\{X(x) = k\} e^{-\int_s^x r_{X(u)}(u) du} \left(\sum_{\substack{\ell \in E \\ \ell \neq k}} b_{k\ell}(x) \nu_{k\ell}(x) dx p_{\ell j}(x, t) \right) \middle| X(s) = i \right) \\
&= \sum_{k \in E} \int_s^t p_{kj}(x, t) \mathbb{E} \left(1\{X(x) = k\} e^{-\int_s^x r_{X(u)}(u) du} \middle| X(s) = i \right) b_k(x) dx \\
&+ \sum_{k \in E} \int_s^t \left(\sum_{\substack{\ell \in S \times E \\ \ell \neq k}} b_{k\ell}(x) \nu_{k\ell}(x) p_{\ell j}(x, t) \right) \mathbb{E} \left(1\{X(x) = k\} e^{-\int_s^x r_{X(u)}(u) du} \middle| X(s) = i \right) dx \\
&= \int_s^t \sum_{k \in E} D_{ik}(s, x) b_k(x) p_{kj}(x, t) dx + \int_s^t \sum_{\substack{k, \ell \in E \\ \ell \neq k}} D_{ik}(s, x) b_{k\ell}(x) \nu_{k\ell}(x) p_{\ell j}(x, t) dx.
\end{aligned}$$

On matrix form this amounts to (28). \square

Proof of Theorem 4.4. Using that the product integral satisfies Kolmogorov's forward and backward equations, we get that

$$\begin{aligned}
\begin{pmatrix} \frac{\partial}{\partial s} \mathbf{D}(s, t) & \frac{\partial}{\partial s} \mathbf{V}(s, t) \\ \mathbf{0} & \frac{\partial}{\partial s} \mathbf{P}(s, t) \end{pmatrix} &= \frac{\partial}{\partial s} \prod_s^t \left(\mathbf{I} + \begin{pmatrix} \mathbf{\Lambda}(u) - \mathbf{\Delta}(\mathbf{r}(u)) & \mathbf{R}(u) \\ \mathbf{0} & \mathbf{\Lambda}(u) \end{pmatrix} du \right) \\
&= - \begin{pmatrix} \mathbf{\Lambda}(s) - \mathbf{\Delta}(\mathbf{r}(s)) & \mathbf{R}(s) \\ \mathbf{0} & \mathbf{\Lambda}(s) \end{pmatrix} \begin{pmatrix} \mathbf{D}(s, t) & \mathbf{V}(s, t) \\ \mathbf{0} & \mathbf{P}(s, t) \end{pmatrix},
\end{aligned}$$

from which Thiele's differential equation can be pulled out from the upper right corner of each side of the equation. \square

Proof of Theorem 4.6. Write

$$\left(\int_t^T e^{-\int_t^x r_{X(u)} du} dA(x) \right)^k$$

$$= \int_t^T \cdots \int_t^T e^{-\int_t^{x_1} r_{X(u)} du} \cdots e^{-\int_t^{x_k} r_{X(u)} du} dA(x_k) \cdots dA(x_1). \quad (35)$$

Now

$$dA(t) = b^{X(t)} dt + b^{X(t-)j} dN^{X(t-)j}(t),$$

and assume that $s \in [t, T]$ is a point of increase for the counting process $x \rightarrow N^{ab}(x)$ which trigger lump sum payments. Then in computation of the above integral there will be jump contributions at time s , where any number $m \in \{1, 2, \dots, k\}$ of the variables x_1, \dots, x_k may be equal to s , say $x_{i_1} = \cdots x_{i_m} = s$. We can pick m out of the k variables in $\binom{k}{m} = k!/(m!(k-m)!)$ ways. If m variables coincide at the jump time s , then a contribution of $b^{ab}(s)^m$ is added. Hence only looking at jump coincidences, i.e. $m \geq 2$, the contribution to the integral (35) is

$$\begin{aligned} & \sum_{m=2}^k \binom{k}{m} \int_t^T e^{-m \int_t^s r_{X(u)} du} b^{ab}(s)^m \\ & \times \left(\int_s^T \cdots \int_s^T e^{-\int_t^{x_{m+1}} r_{X(u)} du} \cdots e^{-\int_t^{x_k} r_{X(u)} du} dA(x_k) \cdots dA(x_{m+1}) \right) dN^{ab}(s). \end{aligned}$$

Indeed, since there are precisely m coincidences, the remaining integrals must start from $s+ = s$ since otherwise, the integration intervals would contain s as well. Changing the lower limits of the integrals appearing in the exponentials, we can further rewrite the expression as

$$\begin{aligned} & \sum_{m=2}^k \binom{k}{m} \int_t^T e^{-k \int_t^s r_{X(u)} du} b^{ab}(s)^m \\ & \times \left(\int_s^T \cdots \int_s^T e^{-\int_s^{x_{m+1}} r_{X(u)} du} \cdots e^{-\int_s^{x_k} r_{X(u)} du} dA(x_k) \cdots dA(x_{m+1}) \right) dN^{ab}(s). \end{aligned} \quad (36)$$

Taking conditional expectation $\mathbb{E}(1\{X(T) = j\} \cdot |X(t) = i)$ of (36), we get

$$\begin{aligned} & \sum_{m=2}^k \binom{k}{m} \int_t^T \mathbb{E} \left(1\{X(T) = j\} e^{-k \int_t^s r_{X(u)} du} b^{ab}(s)^m \right. \\ & \times \left. \left(\int_s^T \cdots \int_s^T e^{-\int_s^{x_{m+1}} r_{X(u)} du} \cdots e^{-\int_s^{x_k} r_{X(u)} du} dA(x_k) \cdots dA(x_{m+1}) \right) dN^{ab}(s) \middle| X(t) = i \right) \\ & = \sum_{m=2}^k \binom{k}{m} \int_t^T \mathbb{E} \left(1\{X(T) = j\} Y Z dN^{ab}(s) \middle| X(t) = i \right), \end{aligned} \quad (37)$$

where $Y = e^{-k \int_t^s r_{X(u)} du} b^{ab}(s)^m$ and

$$Z = \int_s^T \cdots \int_s^T e^{-\int_s^{x_{m+1}} r_{X(u)} du} \cdots e^{-\int_s^{x_k} r_{X(u)} du} dA(x_k) \cdots dA(x_{m+1}).$$

Further conditioning on a lump sum triggering event at time s , caused by $\{X(s) = b, X(s-) = a\}$ and the probability of which is $d_{ab}(s) ds$, and using that $1\{X(T) = j\}Z$ and $1\{X(s-) =$

$a\}Y$ are conditionally independent given $X(s) = b$, (37) reduces to

$$\begin{aligned} & \sum_{m=2}^k \binom{k}{m} \int_t^T \mathbb{E} \left(1\{X(T) = j\} Z \middle| X(s) = b \right) \mathbb{E} \left(1\{X(s) = a\} Y \middle| X(t) = i \right) d_{ab}(s) ds \\ &= \sum_{m=2}^k \binom{k}{m} \int_t^T D_{ia}^{(k)}(t, s) d_{ab}(s) b^{ab}(s)^m V_{bj}^{(k-m)}(s, T) ds. \end{aligned} \quad (38)$$

Summing over a and b , and putting (38) on matrix form (in i, j) this amounts to

$$\sum_{m=2}^k \binom{k}{m} \int_t^T \mathbf{D}^{(k)}(t, s) \mathbf{C}^{(m)}(s) \mathbf{V}^{(k-m)}(s, T) ds. \quad (39)$$

Now we consider the integral when there are no coincidences. To this end, we rewrite

$$\begin{aligned} \left(\int_t^T e^{-\int_t^x r_{X(u)} du} dA(x) \right)^k &= k \int_t^T e^{-\int_t^x r_{X(u)} du} \left(\int_x^T e^{-\int_t^y r_{X(u)} du} dA(y) \right)^{k-1} dA(x) \\ &= k \int_t^T e^{-k \int_t^x r_{X(u)} du} \left(\int_x^T e^{-\int_x^y r_{X(u)} du} dA(y) \right)^{k-1} dA(x) \end{aligned}$$

Then

$$\begin{aligned} V_{ij}^{(k)}(t, T) &= \mathbb{E} \left(1\{X(T) = j\} \left(\int_t^T e^{-\int_t^x r_{X(u)} du} dA(x) \right)^k \middle| X(t) = i \right) \\ &= k \int_t^T \mathbb{E} \left(1\{X(T) = j\} e^{-k \int_t^x r_{X(u)} du} \left(\int_x^T e^{-\int_x^y r_{X(u)} du} dA(y) \right)^{k-1} dA(x) \middle| X(t) = i \right) \\ &= k \sum_{\ell} \int_t^T \mathbb{E} \left(1\{X(x) = \ell\} e^{-k \int_t^x r_{X(u)} du} 1\{X(T) = j\} \right. \\ &\quad \left. \times \mathbb{E} \left(1\{X(T) = j\} \left(\int_x^T e^{-\int_x^y r_{X(u)} du} dA(y) \right)^{k-1} dA(x) \middle| X(x) = \ell \right) \middle| X(t) = i \right). \end{aligned} \quad (40)$$

On the event that $X(x) = \ell$, the contribution to the expectation of the above integral (40), where no coincidences are allowed (i.e., reward at time x from at most one jump and benefit rates), amounts to

$$\begin{aligned} & \mathbb{E} \left(1\{X(T) = j\} \left(\int_x^T e^{-\int_x^y r_{X(u)} du} dA(y) \right)^{k-1} \middle| X(x) = \ell \right) b^{\ell}(x) dx \\ &+ \sum_m \mathbb{E} \left(1\{X(T) = j\} \left(\int_x^T e^{-\int_x^y r_{X(u)} du} dA(y) \right)^{k-1} \middle| X(x) = m \right) d_{\ell m}(x) b^{\ell m}(x) dx \\ &= b^{\ell}(x) V_{\ell j}^{(k-1)}(x, T) dx + \sum_m d_{\ell m}(x) b^{\ell m}(x) V_{mj}^{(k-1)}(x, T) dx, \end{aligned}$$

and the integral (40) then equals

$$k \sum_{\ell} \int_t^T \mathbb{E} \left(1_{\{X(x) = \ell\}} e^{-k \int_t^x r_{X(u)} du} \middle| X(t) = i \right) \\ \times \left(b^{\ell}(x) V_{\ell j}^{(k-1)}(x, T) + \sum_m d_{\ell m}(x) b^{\ell m}(x) V_{m j}^{(k-1)}(x, T) \right) dx$$

which on matrix form amounts to

$$k \int_t^T \mathbf{D}^{(k)}(t, x) \mathbf{R}(x) \mathbf{V}^{(k-1)}(x, T) dx. \quad (41)$$

Adding (39) and (41) then proves the result. \square

REFERENCES

- H. Albrecher, M. Bladt, and J. Yslas. Fitting inhomogeneous phase-type distributions to data: the univariate and the multivariate case. *Scandinavian Journal of Statistics*, 49(1): 44–77, 2022.
- S. Asmussen, O. Nerman, and M. Olsson. Fitting phase-type distributions via the EM algorithm. *Scandinavian Journal of Statistics*, 23(4):419–441, 1996.
- A.T. Bharucha-Reid. *Elements of the theory of Markov processes and their applications*. McGraw-Hill series in probability and statistics. McGraw-Hill, New York, NY, 1960.
- M. Bladt and B.F. Nielsen. *Matrix-Exponential Distributions in Applied Probability*, volume 81 of *Probability Theory and Stochastic Modelling*. Springer, New York, NY, 2017.
- M. Bladt, S. Asmussen, and M. Steffensen. Matrix representations of life insurance payments. *European actuarial journal*, 10(1):29–67, 2020.
- K. Buchardt. Dependent interest and transition rates in life insurance. *Insurance: Mathematics and Economics*, 55:167–179, 2014.
- K. Buchardt and T. Møller. Life Insurance Cash Flows with Policyholder Behavior. *Risks*, 3(3):290–317, 2015.
- R.J. Elliott and P.E. Kopp. *Mathematics of financial markets*. Springer finance. Springer, Berlin, 1999.
- A. Graham. *Kronecker products and matrix calculus : with applications*. Ellis Horwood series in mathematics and its applications. Ellis Horwood, Chichester, NY, 1981.
- J.M. Hoem. Markov chain models in life insurance. *Blätter der DGVFM*, 9:91–107, 1969.
- V. Kalashnikov and R. Norberg. On the sensitivity of premiums and reserves to changes in valuation elements. *Scandinavian Actuarial Journal*, 2003(3):238–256, 2003.
- M. Koller. *Stochastic Models in Life Insurance*. EAA series. Springer-Verlag, Berlin, Heidelberg, 2012.
- T.G. Kurtz. Solutions of ordinary differential equations as limits of pure jump Markov processes. *Journal of applied Probability*, 7(1):49–58, 1970.
- T.G. Kurtz. Strong approximation theorems for density dependent Markov chains. *Stochastic Processes and their Applications*, 6(3):223–240, 1978.

- R. Norberg. Reserves in Life and Pension Insurance. *Scandinavian Actuarial Journal*, 1991: 3–24, 1991.
- R. Norberg. Differential equations for moments of present values in life insurance. *Insurance: Mathematics and Economics*, 17(2):171–180, 1995a.
- R. Norberg. A time-continuous Markov chain interest model with applications to insurance. *Applied stochastic models and data analysis*, 11(3):245–256, 1995b.
- R. Norberg. The Markov chain market. *ASTIN Bulletin*, 33(2):265–287, 2003.

DEPARTMENT OF MATHEMATICAL SCIENCES, UNIVERSITY OF COPENHAGEN, UNIVERSITETSPARKEN 5, DK-2100 COPENHAGEN Ø, DENMARK.

Email address: `jamaal@math.ku.dk`

DEPARTMENT OF MATHEMATICAL SCIENCES, UNIVERSITY OF COPENHAGEN, UNIVERSITETSPARKEN 5, DK-2100 COPENHAGEN Ø, DENMARK.

Email address: `bladt@math.ku.dk`