

ON A CLASS OF CERTAIN NON-UNIVALENT FUNCTIONS

S. SIVAPRASAD KUMAR AND POOJA YADAV

ABSTRACT. In this paper, we introduce a family of analytic functions given by

$$\psi_{A,B}(z) := \frac{1}{A-B} \log \frac{1+Az}{1+Bz},$$

which maps univalently the unit disk onto either elliptical or strip domains, where either $A = -B = \alpha$ or $A = \alpha e^{i\gamma}$ and $B = \alpha e^{-i\gamma}$ ($\alpha \in (0, 1]$ and $\gamma \in (0, \pi/2]$). We study a class of non-univalent analytic functions defined by

$$\mathcal{F}[A, B] := \left\{ f \in \mathcal{A} : \left(\frac{zf'(z)}{f(z)} - 1 \right) \prec \psi_{A,B}(z) \right\}.$$

Further, we investigate various characteristic properties of $\psi_{A,B}(z)$ as well as functions in the class $\mathcal{F}[A, B]$ and obtain the sharp radius of starlikeness of order δ and univalence for the functions in $\mathcal{F}[A, B]$. Also, we find the sharp radii for functions in $\mathcal{BS}(\alpha) := \{f \in \mathcal{A} : zf'(z)/f(z) - 1 \prec z/(1 - \alpha z^2), \alpha \in (0, 1)\}$, $\mathcal{S}_{cs}(\alpha) := \{f \in \mathcal{A} : zf'(z)/f(z) - 1 \prec z/((1-z)(1+\alpha z)), \alpha \in (0, 1)\}$ and others to be in the class $\mathcal{F}[A, B]$.

1. INTRODUCTION

Let \mathcal{A} denote the class of analytic functions f defined on the open unit disk $\mathbb{D} = \{z \in \mathbb{C} : |z| < 1\}$, such that $f(z) = z + a_2z^2 + a_3z^3 + \dots$. The subclass of \mathcal{A} consisting of all univalent functions is denoted by \mathcal{S} . For two analytic functions f and g , we say that f is subordinate (\prec) to g , if $f(z) = g(\omega(z))$ where $\omega(z)$ is a Schwarz function. Let \mathcal{S}^* be the class of starlike functions, consists of functions $f \in \mathcal{S}$ such that $zf'(z)/f(z) \prec (1+z)/(1-z)$. In [6], Ma and Minda unifies all the subclasses of \mathcal{S}^* as follows:

$$\mathcal{S}^*(\Phi) := \left\{ f \in \mathcal{S} : \frac{zf'(z)}{f(z)} \prec \Phi(z) \right\}, \quad (1.1)$$

where Φ is univalent with $\Phi'(0) > 0$ satisfying

- A. $\Phi(z) \prec (1+z)/(1-z)$
- B. $\Phi(\mathbb{D})$ is symmetric about real axis and starlike with respect to $\Phi(0) = 1$.

Further, Kumar and Banga [3], called such Φ as *Ma-Minda function* and the class of all Ma-Minda functions is denoted by \mathcal{M} . In [3], authors extensively studied Ma-Minda functions and classified them as *non-Ma-Minda function of type-A* whenever condition A doesn't hold, the class of all such functions is denoted by $\widetilde{\mathcal{M}}_A$. In past many authors studied the class (1.1) for various choices of $\Phi \in \mathcal{M}$, such as $\mathcal{S}^*(2/(1+e^{-z})) =: \mathcal{S}_{SG}^*$ [1], $\mathcal{S}^*(e^z) =: \mathcal{S}_e^*$ [9], $\mathcal{S}^*(z + \sqrt{1+z^2})$ [10], $\mathcal{S}^*(\sqrt{1+z}) =: \mathcal{S}_L^*$ [13], etc. Also the well known classes $\mathcal{S}^*(A, B)$ and $\mathcal{S}\mathcal{S}^*(\alpha)$ are also obtained by taking $\Phi(z) \in \mathcal{M}$ as $(1+Az)/(1+Bz)$ ($-1 \leq B < A \leq 1$) and $((1+z)/(1-z))^\alpha$ ($\alpha \in (0, 1)$) respectively. In particular, $\mathcal{S}^*(1, -1) =: \mathcal{S}^*$, $\mathcal{S}^*(1-2\delta, -1) =: \mathcal{S}^*(\delta)$ ($\delta \in [0, 1)$), the class of starlike functions of order δ . Robertson [11] introduced and investigated the class of starlike

2010 *Mathematics Subject Classification.* 30C45, 30C50, 30C80.

Key words and phrases. Analytic, Subordination, Logarithmic function, Starlike function, Non-univalent function.

The second author is supported by The Council of Scientific and Industrial Research(CSIR). Ref.No.:08/133(0030)/2019-EMR-I.

functions of order δ , denoted by \mathcal{S}_δ^* for $\delta \leq 1$. Note that if $\delta < 0$, then the functions in \mathcal{S}_δ^* may not be univalent, i.e. if $\delta < 0$, then $\Phi(z) = (1 + (1 - 2\delta)z)/(1 - z) \in \widetilde{\mathcal{M}}_A$ and $\mathcal{S}_\delta^* \not\subset \mathcal{S}^*$. Later many authors considered the classes associated with non-Ma-Minda functions of type-A such as the class by Uralegaddi [14]

$$\mathcal{M}(\beta) = \left\{ f \in \mathcal{A} : \frac{zf'(z)}{f(z)} \prec \frac{1 + (2\beta - 1)z}{1 - z}, \beta > 1 \right\},$$

the classes associated with the Booth Lemniscate and Cissoid of Diocles

$$\mathcal{BS}^*(\alpha) := \left\{ f \in \mathcal{A} : \left(\frac{zf'(z)}{f(z)} - 1 \right) \prec \frac{z}{1 - \alpha z^2}, \alpha \in [0, 1) \right\},$$

$$\mathcal{S}_{cs}^*(\alpha) := \left\{ f \in \mathcal{A} : \left(\frac{zf'(z)}{f(z)} - 1 \right) \prec \frac{z}{(1 - z)(1 + \alpha z)}, \alpha \in [0, 1) \right\},$$

which were introduced by [2] and [7] respectively. Similarly, Masih and Kanas [8] studied the class $\mathcal{ST}_L^*(s) := \{f \in \mathcal{A} : zf'(z)/f(z) \prec \mathbb{L}_s(z)\}$ associated with the Limaçon of Pascal $\mathbb{L}_s(z) = (1 + sz)^2$, $s \in [-1, 1] \setminus \{0\}$. Note that $\mathbb{L}_s(z) \in \widetilde{\mathcal{M}}_A$, whenever $|s| > 1/\sqrt{2}$. Recently, Kumar and Gangania [5] studied the following class:

$$\mathcal{F}(\psi) := \left\{ f \in \mathcal{A} : \frac{zf'(z)}{f(z)} - 1 \prec \psi(z) \right\}, \quad (1.2)$$

where $\psi(z) \in \mathcal{S}^*$. If $1 + \psi(z) \prec (1 + z)/(1 - z)$ and $1 + \psi(\mathbb{D})$ is symmetric about the real axis with $\psi'(0) > 0$ then $\mathcal{F}(\psi)$ reduces to the class $\mathcal{S}^*(1 + \psi)$, a Ma-Minda class and if $1 + \psi(z) \not\prec (1 + z)/(1 - z)$ then the functions in $\mathcal{F}(\psi)$ may not be univalent, thus $\mathcal{F}(\psi) \not\subset \mathcal{S}^*$. Note that all above mentioned classes associated with non-Ma-Minda functions of type-A are the special cases of $\mathcal{F}(\psi)$ such as $\mathcal{F}((1 + (2\beta - 1)z)/(1 - z)) =: \mathcal{M}(\beta)$, $\mathcal{F}(z/(1 - \alpha z^2)) =: \mathcal{BS}^*(\alpha)$, $\mathcal{F}(z/((1 - z)(1 + \alpha z))) =: \mathcal{S}_{cs}^*(\alpha)$ and $\mathcal{F}((1 + sz)^2) =: \mathbb{L}_s(z)$.

Motivated by the above, we define a family of functions $\psi_{A,B}(z)$ as

$$\psi_{A,B}(z) := \frac{1}{A - B} \log \left(\frac{1 + Az}{1 + Bz} \right) \quad z \in \mathbb{D}, \quad (1.3)$$

where either $A = -B = \alpha$ or $A = \alpha e^{i\gamma}$ and $B = \alpha e^{-i\gamma}$, for $0 < \alpha \leq 1$ and $0 < \gamma \leq \pi/2$. The function defined by (1.3) is analytic everywhere except the branchcuts $\{-\infty < \operatorname{Re} Az \leq -1, \operatorname{Im} Az = 0\} \cup \{-\infty < \operatorname{Re} Bz \leq -1, \operatorname{Im} Bz = 0\}$ with $\psi_{A,B}(0) = \psi'_{A,B}(0) - 1 = 0$, i.e. $\psi_{A,B}(z) \in \mathcal{A}$. Now we introduce the following classes associated with $\psi_{A,B}(z)$:

Definition 1.1. Let $p \in \mathcal{S}$. Then $p \in \mathcal{L}[A, B]$ if and only if

$$p(z) \prec \psi_{A,B}(z).$$

Definition 1.2. Let $f \in \mathcal{A}$. Then $f \in \mathcal{F}[A, B]$ if and only if

$$\frac{zf'(z)}{f(z)} - 1 \prec \psi_{A,B}(z). \quad (1.4)$$

In section 2 we investigate various characteristic properties of functions in the classes $\mathcal{L}[A, B]$ and $\mathcal{F}[A, B]$. We also obtain the extremal function of the class $\mathcal{F}[A, B]$ which is non-univalent and study its various geometric properties. Further, in section 3 we derive the sharp radius of starlikeness of order δ , univalence for the functions in $\mathcal{F}[A, B]$ and also find the sharp radii for functions in $\mathcal{BS}(\alpha)$, $\mathcal{S}_{cs}(\alpha)$ and others to be in the class $\mathcal{F}[A, B]$.

2. CHARACTERISTICS OF $\mathcal{L}[A, B]$ AND $\mathcal{F}[A, B]$

In this section, we aim to find various geometric properties of $\psi_{A,B}(z)$ and obtain certain bounds and inclusion relations for functions in the class $\mathcal{L}[A, B]$. Further, we deduce the extremal function and derive the growth and covering theorems for the class $\mathcal{F}[A, B]$. Note that

$$\psi_{A,B}(z) = \sum_{n=1}^{\infty} (-1)^{n+1} C_n z^n,$$

where

$$C_n = \frac{A^n - B^n}{n(A - B)} = \frac{1}{n} \sum_{k=0}^{n-1} A^k B^{n-1-k} \quad (n = 1, 2, \dots). \quad (2.1)$$

Remark 2.1. From (2.1) we have

- (i) Since C_n is real valued for all n , $\psi_{A,B}(\mathbb{D})$ is symmetric with respect to real axis.
- (ii) $|C_n| = \left| \frac{1}{n} \sum_{k=0}^{n-1} A^k B^{n-1-k} \right| \leq \alpha^{n-1} \leq 1$.

Lemma 2.2. *The function $\psi_{A,B}(z)$ is convex and univalent on \mathbb{D} .*

Proof. Let $H(z) := 1 + z\psi''_{A,B}(z)/\psi'_{A,B}(z)$. By [12, Corollary 3], it is enough to show that $\operatorname{Re} H(z) > 0$. Since $|A| = |B| = \alpha \leq 1$, using basic calculation with [4, Theorem 1], we obtain

$$\begin{aligned} \operatorname{Re} H(z) &= \operatorname{Re} \left(-1 + \frac{1}{1 + Az} + \frac{1}{1 + Bz} \right) \\ &> -1 + \frac{2}{1 - \alpha} > 0. \end{aligned}$$

Thus the result holds. ■

Theorem 2.3. *Let $p \in \mathcal{L}[A, B]$, then in the disk $\mathbb{D}_r = \{z \in \mathbb{C} : |z| \leq r < 1\}$,*

- (i) *For $A = -B = \alpha$, we have*

$$|\operatorname{Re} p(z)| \leq \frac{1}{2\alpha} \log \left(\frac{1 + \alpha r}{1 - \alpha r} \right) \quad (2.2)$$

$$|\operatorname{Im} p(z)| \leq \frac{1}{2\alpha} \sin^{-1} \left(\frac{2\alpha r}{1 + \alpha^2 r^2} \right). \quad (2.3)$$

- (ii) *For $A = \alpha e^{i\gamma}$ and $B = \alpha e^{-i\gamma}$, we have*

$$\frac{-1}{2\alpha \sin \gamma} (\eta - \tau) \leq \operatorname{Re} p(z) \leq \frac{1}{2\alpha \sin \gamma} (\eta + \tau). \quad (2.4)$$

$$\frac{1}{2\alpha \sin \gamma} \log T_2 \leq \operatorname{Im} p(z) \leq \frac{1}{2\alpha \sin \gamma} \log T_1. \quad (2.5)$$

where

$$\begin{aligned} \eta &:= \sin^{-1} \left(\frac{2\alpha r \sin \gamma}{\sqrt{1 + \alpha^4 r^4 - 2\alpha^2 r^2 \cos 2\gamma}} \right), \\ \tau &:= \tan^{-1} \left(\frac{-\alpha^2 r^2 \sin 2\gamma}{1 - \alpha^2 r^2 \cos 2\gamma} \right) \end{aligned}$$

and

$$T_j := \left(\frac{\sqrt{1 + \alpha^4 r^4 - 2\alpha^2 r^2 \cos 2\gamma} + (-1)^j 2\alpha r \sin \gamma}{1 - \alpha^2 r^2} \right)^{-1} \quad (j = 1, 2).$$

Proof. Let w be the Schwarz function such that $w(0) = 0$ and $|w(z)| \leq |z| = r < 1$ for all $z \in \mathbb{D}$. Define the function $F_w : \mathbb{D} \rightarrow \mathbb{C}$ such that $p(z) = \psi_{A,B}(w(z)) = \frac{1}{A-B} \log(F_w(z))$. We have

$$F_w(z) := \frac{1 + Aw(z)}{1 + Bw(z)},$$

which maps unit disk into the disk

$$F_w(\mathbb{D}) \subset \left\{ \zeta \in \mathbb{C}; \left| \zeta - \frac{1 - A\bar{B}}{1 - |B|^2} \right| < \frac{|A - B|}{1 - |B|^2} \right\}.$$

As $|A| = \alpha \in (0, 1]$, therefore origin $O \notin F_w(\mathbb{D})$ (for more details see [4]). Now using [4, Theorem 1] with $|z| = r < 1$, we have

$$\frac{|1 - A\bar{B}r^2| - |A - B|r}{1 - |B|^2r^2} \leq |F_w(z)| \leq \frac{|1 - A\bar{B}r^2| + |A - B|r}{1 - |B|^2r^2},$$

$$\left| \arg F_w(z) - \tan^{-1} \frac{\operatorname{Im}(A\bar{B})r^2}{\operatorname{Re}(A\bar{B})r^2 - 1} \right| < \sin^{-1} \frac{|A - B|r}{|1 - A\bar{B}r^2|}.$$

Since $\log f(z) = \log|f(z)| + i \arg f(z)$ and $p(z) = \frac{1}{A-B} \log(F_w(z))$, thus for $A = -B = \alpha$ we obtain (2.2) and (2.3) and for $A = \alpha e^{i\gamma}$ and $B = \alpha e^{-i\gamma}$, we have (2.4) and (2.5). \blacksquare

For the sake of computational convenience, we shall make the following assumptions:

$$h_1 := \frac{1}{2\alpha} \log \left(\frac{1 + \alpha}{1 - \alpha} \right), \quad h_2 := \frac{1}{2\alpha} \sin^{-1} \left(\frac{2\alpha}{1 + \alpha^2} \right),$$

$$k_1 := \frac{1}{2\alpha \sin \gamma} \sin^{-1} \left(\frac{2\alpha \sin \gamma}{\sqrt{1 + \alpha^4 - 2\alpha^2 \cos 2\gamma}} \right),$$

$$k_2 := \frac{1}{2\alpha \sin \gamma} \log \frac{\sqrt{1 + \alpha^4 - 2\alpha^2 \cos 2\gamma} + 2\alpha \sin \gamma}{1 - \alpha^2}$$

and

$$k := \frac{1}{2\alpha \sin \gamma} \tan^{-1} \left(\frac{\alpha^2 \sin 2\gamma}{\alpha^2 \cos 2\gamma - 1} \right).$$

Now we shall discuss the image domain of $\psi_{A,B}$ for different cases of α :

For $0 < \alpha < 1$, $\psi_{A,B}(\mathbb{D}) = \{u + iv \in \mathbb{C} : (u, v) \in \Omega_1\}$ where

$$\Omega_1 := \begin{cases} \frac{u^2}{h_1^2} + \frac{v^2}{h_2^2} < 1, & \text{when } A = -B = \alpha \\ \frac{(u - k)^2}{k_1^2} + \frac{v^2}{k_2^2} < 1, & \text{when } A = \alpha e^{i\gamma}, B = \alpha e^{-i\gamma} \text{ for } 0 < \gamma \leq \pi/2. \end{cases} \quad (2.6)$$

Moreover when $\alpha = 1$, the major axis h_1 and k_2 respectively, tends to infinity, hence $\psi_{A,B}(\mathbb{D}) = \{u + iv \in \mathbb{C} : (u, v) \in \Omega_2\}$ where Ω_2 is the following strip domain

$$\Omega_2 := \begin{cases} -\frac{\pi}{4} < v < \frac{\pi}{4}, & \text{when } A = -B = 1 \\ \frac{\gamma - \pi}{2 \sin \gamma} < u < \frac{\gamma}{2 \sin \gamma}, & \text{when } A = e^{i\gamma}, B = e^{-i\gamma} \text{ for } 0 < \gamma \leq \pi/2. \end{cases} \quad (2.7)$$

Remark 2.4. (i) $\max_{|z|=r} \operatorname{Re} \psi_{A,B}(z) = \psi_{A,B}(r)$ and $\min_{|z|=r} \operatorname{Re} \psi_{A,B}(z) = \psi_{A,B}(-r)$.

(ii) If $\alpha < 1$, then $p \prec \psi_{A,B}(z)$ if and only if $p(\mathbb{D}) \subseteq \Omega_1$ and if $\alpha = 1$, then $p \prec \psi_{A,B}(z)$ if and only if $p(\mathbb{D}) \subseteq \Omega_2$, where Ω_1 and Ω_2 are as defined in (2.6) and (2.7) respectively.

(iii) $1 + \psi_{A,B} \in \mathcal{M}_A$.

Now in the following lemma, we aim to find the radius of the smallest (largest) disk centered at the point $(1, 0)$ that can subscribe (inscribe) the domain $1 + \psi_{A,B}(\mathbb{D})$.

Lemma 2.5. *Let $\alpha \in (0, 1)$ and $\gamma \in (0, \pi/2]$, then we have*

(i) for $A = -B = \alpha$,

$$\{w \in \mathbb{C} : |w - 1| < h_2\} \subset 1 + \psi_{A,B}(\mathbb{D}) \subset \{w \in \mathbb{C} : |w - 1| < h_1\}.$$

(ii) for $A = \alpha e^{i\gamma}$ and $B = \alpha e^{-i\gamma}$,

$$\{w \in \mathbb{C} : |w - 1| < k_1 + k\} \subset 1 + \psi_{A,B}(\mathbb{D}) \subset \{w \in \mathbb{C} : |w - 1| < k_2\}.$$

Further for $\alpha = 1$, we have

(iii) for $A = -B = 1$,

$$\left\{w \in \mathbb{C} : |w - 1| < \frac{\pi}{4}\right\} \subset 1 + \psi_{A,B}(\mathbb{D}).$$

(iv) for $A = e^{i\gamma}$ and $B = e^{-i\gamma}$,

$$\left\{w \in \mathbb{C} : |w - 1| < \frac{\gamma}{2 \sin \gamma}\right\} \subset 1 + \psi_{A,B}(\mathbb{D}).$$

Proof. Let $w = 1 + \psi_{A,B}(z)$, then we have

$$|w - 1| = |\psi_{A,B}(z)| = \frac{1}{|A - B|} \left| \log \left(\frac{1 + Az}{1 + Bz} \right) \right|.$$

It can be easily seen that for $\alpha \in (0, 1)$, $A = -B = \alpha$

$$\min_{|z|=1} |\psi_{A,B}(z)| = h_2 \quad \text{and} \quad \max_{|z|=1} |\psi_{A,B}(z)| = h_1$$

and for $A = \alpha e^{i\gamma}$ and $B = \alpha e^{-i\gamma}$

$$\min_{|z|=1} |\psi_{A,B}(z)| = k_1 + k \quad \text{and} \quad \max_{|z|=1} |\psi_{A,B}(z)| = k_2.$$

Further for $\alpha = 1$, h_1 and k_2 tends to ∞ , $h_2 = \pi/4$ and $k_1 + k = \gamma/(2 \sin \gamma)$. This completes the proof. \blacksquare

Remark 2.6. In general, if we consider a disc $\mathcal{D}(a, r) := \{w \in \mathbb{C}; |w - a| < r\}$ where $a \in \mathbb{R}$ and $1 \in \mathcal{D}(a, r)$, then we observe that $\mathcal{D}(a, r) \subset 1 + \psi_{A,B}(\mathbb{D})$ if and only if

$$\mathcal{D}(a, r) \subset \begin{cases} \mathcal{D}(1, h_2), & \text{for } A = -B = \alpha, \\ \mathcal{D}(1 + k, k_1), & \text{for } A = \alpha e^{i\gamma}, B = \alpha e^{-i\gamma}. \end{cases} \quad (2.8)$$

Thus we arrive at the following:

Lemma 2.7. *Let $-1 < D < C \leq 1$ and $p(z) := (1 + Cz)/(1 + Dz)$. Then $p(z) \prec \mathcal{L}[A, B]$ if and only if*

(i) for $A = -B = \alpha$

$$C \leq \begin{cases} h_2 + (1 - h_2)D, & \text{when } (1 - CD)/(1 - D^2) \leq 1, \\ h_2 + (1 + h_2)D, & \text{when } (1 - CD)/(1 - D^2) \geq 1. \end{cases} \quad (2.9)$$

(ii) for $A = \alpha e^{i\gamma}$ and $B = \alpha e^{-i\gamma}$,

$$C \leq \begin{cases} k_1 - k + (1 - k_1 + k)D, & \text{when } (1 - CD)/(1 - D^2) \leq 1 + k, \\ k_1 + k + (1 + k_1 + k)D, & \text{when } (1 - CD)/(1 - D^2) \geq 1 + k. \end{cases} \quad (2.10)$$

Proof. Since $p(z) = (1 + Cz)/(1 + Dz)$ maps \mathbb{D} onto $\mathcal{D}(a, r)$, where

$$a = \frac{1 - CD}{1 - D^2} \quad \text{and} \quad r = \frac{C - D}{1 - D^2},$$

the result follows at once from (2.8). ■

From Lemma 2.7, we deduce the following corollary, which ensures that $\mathcal{F}[A, B]$ is nonempty.

Corollary 2.8. *Let $-1 < D < C \leq 1$ and $f \in \mathcal{A}$ be such that $zf'(z)/f(z) = (1 + Cz)/(1 + Dz)$, then $f \in \mathcal{F}[A, B]$ if and only if, the condition (2.9) or (2.10) holds.*

Now from (1.4), we have $f \in \mathcal{F}[A, B]$ if and only if there exists an analytic function $p(z) \prec \psi_{A,B}(z)$ such that

$$f(z) = z \exp \left(\int_0^z \frac{p(t)}{t} dt \right). \quad (2.11)$$

If we take $p(z) = \psi_{A,B}(z)$, then we obtain from (2.11)

$$f_{A,B}(z) := z \exp \frac{Li_2(-Bz) - Li_2(-Az)}{A - B}, \quad (2.12)$$

where $Li_2(x) = \sum_{n=1}^{\infty} x^n/n^2$, denotes the Spence's (or dilogarithm) function. The function $f_{A,B}(z)$ is nonunivalent but have the extremal properties for many problems for the class $\mathcal{F}[A, B]$ (see Fig:1). Kumar and Gangania [5] studied the class $\mathcal{F}(\psi)$ as defined in (1.2) and obtained growth and covering theorem for the case when $1 + \psi(z) \prec (1 + z)/(1 - z)$. As a consequence of the same and Remark 2.4, we obtain the following result:

Lemma 2.9. *Let $f \in \mathcal{F}[A, B]$ and $f_{A,B}$ be defined as in (2.12), then for $|z|=r$*

- (i) *Growth Theorem:* $-f_{A,B}(-r) \leq |f(z)| \leq f_{A,B}(r)$.
- (ii) *Covering Theorem:* *Either f is a rotation of $f_{A,B}$ or $\{w \in \mathbb{C} : |w| \leq -f_{A,B}(-1)\} \subset f(\mathbb{D})$.*

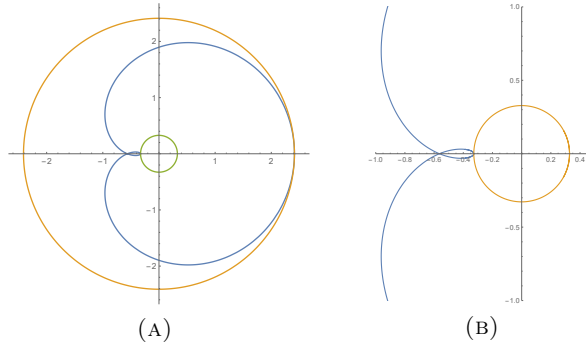


FIGURE 1. (A) The images of $\partial\mathbb{D}_{f_{A,B}(1)}$, $f_{A,B}(\partial\mathbb{D})$ and $\partial\mathbb{D}_{f_{A,B}(-1)}$, for $A = 0.5e^{i\pi/3}$ and $B = 0.5e^{-i\pi/3}$ and (B) zoomed image of cusp.

For $z = re^{i\theta}$, where θ is fixed but arbitrary, as a consequence of growth theorem and $\psi_{A,B}(-r) \leq \text{Re } \psi_{A,B}(re^{i\theta}) \leq \psi_{A,B}(r)$, we obtain

$$\log \frac{f(z)}{z} = \int_0^r \frac{p(te^{i\theta})}{t} dt,$$

where $p(z) := \psi_{A,B}(w(z))$ and w is a Schwarz function. Further

$$\begin{aligned} \frac{f(z)}{z} &= \exp \int_0^r \frac{p(te^{i\theta})}{t} dt = \exp \left(\int_0^r \operatorname{Re} \frac{p(te^{i\theta})}{t} dt + i \int_0^r \operatorname{Im} \frac{p(te^{i\theta})}{t} dt \right) \\ \left| \frac{f(z)}{z} \right| &\leq \exp \int_0^r \frac{\operatorname{Re} \psi_{A,B}(te^{i\theta})}{t} dt \\ \exp \int_0^r \frac{\psi_{A,B}(-t)}{t} dt &\leq \left| \frac{f(z)}{z} \right| \leq \exp \int_0^r \frac{\psi_{A,B}(t)}{t} dt. \end{aligned}$$

Here $L(f, r) := \int_0^{2\pi} |zf'(z)| d\theta$ is the length of the boundary curve $f(|z|=r)$. Now we obtain the following result:

Corollary 2.10. *Let $f \in \mathcal{F}[A, B]$ and $M(r) = \exp \int_0^r \frac{\psi_{A,B}(t)}{t} dt$, then for $|z|=r$, we have*

- (i) $M(-r) \leq \left| \frac{f(z)}{z} \right| \leq M(r)$.
- (ii) $(1 + \max_{|z| \leq r} |\psi_{A,B}(z)|)M(-r) \leq |f'(z)| \leq (1 + \max_{|z| \leq r} |\psi_{A,B}(z)|)M(r)$.
- (iii) $2\pi r(1 + \max_{|z| \leq r} |\psi_{A,B}(z)|)M(-r) \leq L(f, r) \leq 2\pi r(1 + \max_{|z| \leq r} |\psi_{A,B}(z)|)M(r)$.
- (iv) $f(z)/z \prec f_{A,B}(z)/z$.

3. RADIUS ESTIMATES

In this section, we obtain some radii estimates. From Theorem 2.3 we conclude that $f \in \mathcal{S}[A, B]$ is starlike of order $1 + \frac{1}{|A-B|}(\varphi - \vartheta) < 0$, hence f may not be univalent in \mathbb{D} , thus $\mathcal{F}[A, B] \not\subseteq \mathcal{S}^*$. Therefore, in the following result, we find the radius of starlikeness of order δ , where $\delta \in [0, 1)$ for functions in the class $\mathcal{F}[A, B]$.

Theorem 3.1. *Let $\alpha \in (0, 1]$, $\gamma \in (0, \gamma_0)$, where $\gamma_0 \simeq 1.2461\dots$ and $\delta \in [0, 1)$ be given numbers. If $f \in \mathcal{F}[A, B]$, then f is starlike of order δ in the disc $|z| < r(\delta)$, where*

(i) For $A = -B = \alpha$,

$$r(\delta) = \frac{\exp(2\alpha(1-\delta)) - 1}{\alpha(\exp(2\alpha(1-\delta)) + 1)}. \quad (3.1)$$

(ii) For $A = \alpha e^{i\gamma}$ and $B = \alpha e^{-i\gamma}$, $r(\delta)$ is the smallest positive root of

$$\tan(2\alpha \sin \gamma (\delta - 1)) = \frac{\alpha^4 r^4 \sin 2\gamma + 2\alpha^3 r^3 \sin \gamma \cos 2\gamma - \alpha^2 r^2 \sin 2\gamma - 2\alpha r \sin \gamma}{\alpha^4 r^4 \cos 2\gamma - 2\alpha^3 r^3 \sin \gamma \sin 2\gamma - \alpha^2 r^2 \cos 2\gamma - \alpha^2 r^2 + 1}. \quad (3.2)$$

The result is sharp.

Proof. Let $f \in \mathcal{F}[A, B]$, then using Theorem 2.3 for $|z| < r$, we have

Case 1. when $A = -B = \alpha$,

$$\operatorname{Re} \frac{zf'(z)}{f(z)} > 1 - \frac{1}{2\alpha} \log \left(\frac{1 + \alpha r}{1 - \alpha r} \right) =: t_1(r),$$

Now as $t_1'(r) < 0$ for all choices of α , thus $t_1(r)$ is strictly decreasing function from 1 to $1 - 1/(2\alpha) \log((1 + \alpha)/(1 - \alpha)) < 0$. Hence the root $r(\delta)$, given in (3.1), of the equation $t_1(r) = \delta$, is the radius of starlikeness of order δ of $\mathcal{F}[A, B]$.

Case 2. when $A = \alpha e^{i\gamma}$ and $B = \alpha e^{-i\gamma}$

$$\operatorname{Re} \frac{zf'(z)}{f(z)} > 1 - \frac{1}{2\alpha \sin \gamma} (\eta - \tau) =: t_2(r),$$

where η and τ are given in Theorem 2.3. Since $t_2(r) = \delta$ can be simplified to the equation (3.2) by a simple computation, thus it is enough to find the smallest positive root of (3.2). Further

$$t_2'(r) = -\frac{1 - \alpha^4 r^4 + 2\alpha r \cos \gamma (1 - \alpha^2 r^2)}{(1 - \alpha^2 r^2) \sqrt{1 + \alpha^4 r^4 - 2\alpha^2 r^2 \cos 2\gamma}} < 0$$

for all choices of α and γ , $t_2(r)$ is a strictly decreasing function from 1 to $g(\alpha, \gamma)$, where

$$g(\alpha, \gamma) := 1 + \frac{1}{2\alpha \sin \gamma} \left(\tan^{-1} \left(\frac{\alpha^2 \sin 2\gamma}{\alpha^2 \cos 2\gamma - 1} \right) - \sin^{-1} \left(\frac{2\alpha \sin \gamma}{\sqrt{1 + \alpha^4 - 2\alpha^2 \cos 2\gamma}} \right) \right).$$

Note that $g(\alpha, \gamma)$ is real valued, non-constant analytic function on a bounded domain $R := (0, 1) \times$

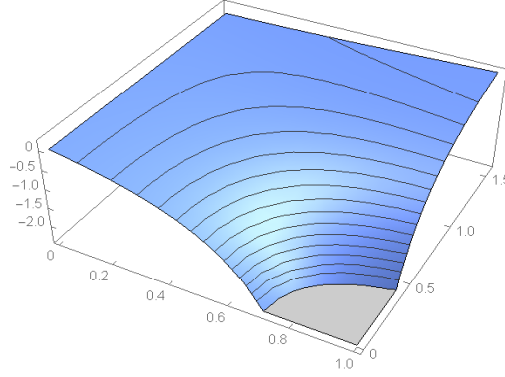


FIGURE 2. Image of $g(\alpha, \gamma)$ on $R := (0, 1) \times (0, \pi/2)$.

$(0, \pi/2)$ and is bounded above on R . Thus by Maximum Modulus Theorem, $g(\alpha, \gamma)$ attains its maximum value on the boundary of R and the four boundaries are enlisted below:

1. $g(0, \gamma) = 0$.
2. $g(1, \gamma) = 1 + (\gamma - \pi)/(2 \sin \gamma)$. Now as

$$g'(1, \gamma) = (1 + (\pi - \gamma) \cot \gamma)/(2 \sin \gamma) > 0,$$

therefore $g(1, \gamma)$ is strictly increasing from $-\infty$ to $1 - \pi/4 \simeq 0.2146 \dots$ and γ_0 is the zero of it.

3. $g(\alpha, 0) = 1 - 1/(1 - \alpha)$. As $g'(\alpha, 0) = \log(1 - \alpha) < 0$, therefore $g(\alpha, 0)$ is strictly decreasing from 0 to $-\infty$.
4. $g(\alpha, \pi/2) = 1 - (\sin^{-1}(2\alpha/(1 + \alpha^2)))/(2\alpha)$. As

$$g'(\alpha, \pi/2) = ((2\alpha/(1 + \alpha^2)) + \sin^{-1}(2\alpha/(1 + \alpha^2)))/(2\alpha^2) > 0,$$

therefore $g(\alpha, \pi/2)$ is also strictly increasing from 0 to $1 - \pi/4 \simeq 0.2146$.

From Fig. 2 and all four boundaries, we observe that $g(\alpha, \gamma) < 0$ for all choices of $\alpha \in (0, 1]$, $\gamma \in (0, \gamma_0)$, where γ_0 is the root of the equation $g(1, \gamma) = 0$. Hence $r(\delta)$ is the radius of starlikeness of order δ of $\mathcal{F}[A, B]$. \blacksquare

Theorem 3.2. *Let $\alpha \in (0, 1]$ and $\delta \in [0, 1)$. If $f \in \mathcal{F}[A, B]$, for the case when $A = \alpha e^{i\gamma}$ and $B = \alpha e^{-i\gamma}$, then there is a unique $\gamma' \in (\gamma_0, \pi/2)$ such that*

- (i) when $\gamma \in (\gamma_0, \gamma']$, f is starlike of order δ in $\mathbb{D}_{r(\delta)}$, where $r(\delta)$ the root of the equation (3.2).
- (ii) when $\gamma \in (\gamma', \pi/2)$, f is starlike of order $\delta \in [0, g(\alpha, \pi/2))$ in \mathbb{D} and starlike of order $\delta \in [g(\alpha, \pi/2), 1)$ in $\mathbb{D}_{r(\delta)}$.

Proof. By observing the Fig. 2 and the nature of all boundary curves discussed in Theorem 3.1, we arrive at $g(\alpha, \gamma_0) < 0$ and $g(\alpha, \pi/2) > 0$ for all $\alpha \in (0, 1)$. Thus by IVP for any choice of $\alpha \in (0, 1)$, there is an unique $\gamma' \in (\gamma_0, \pi/2)$ such that $g(\alpha, \gamma') = 0$, $g(\alpha, \gamma) < 0$ for all $\gamma \in (\gamma_0, \gamma')$ and $g(\alpha, \gamma) > 0$ for all $\gamma \in (\gamma', \pi/2)$. Hence the result follows. \blacksquare

Taking $\delta = 0$ in Theorems 3.1 and 3.2, we obtain the following result:

Corollary 3.3. *Let $\alpha \in (0, 1]$ and $\gamma \in (0, \pi/2]$. If $f \in \mathcal{F}[A, B]$ then*

(i) *For $A = -B = \alpha$, f is starlike univalent in the disc $|z| < r_0$, where*

$$r_0 = \frac{\exp(2\alpha) - 1}{\alpha(\exp(2\alpha) + 1)}.$$

(ii) *For $A = \alpha e^{i\gamma}$ and $B = \alpha e^{-i\gamma}$, $f \in \mathcal{S}^*$, whenever $\gamma \in (\gamma', \pi/2)$, and f is starlike univalent in the disc $|z| < r_0$, whenever $\gamma \in (0, \gamma_0) \cup (\gamma_0, \gamma']$, where γ_0, γ' are given in Theorems 3.1 and 3.2, respectively and r_0 is the smallest positive root of*

$$\tan(2\alpha \sin \gamma) + \frac{\alpha^4 r^4 \sin 2\gamma + 2\alpha^3 r^3 \sin \gamma \cos 2\gamma - \alpha^2 r^2 \sin 2\gamma - 2\alpha r \sin \gamma}{\alpha^4 r^4 \cos 2\gamma - 2\alpha^3 r^3 \sin \gamma \sin 2\gamma - \alpha^2 r^2 \cos 2\gamma - \alpha^2 r^2 + 1} = 0.$$

The result is sharp.

Corollary 3.4. *Let $f \in \mathcal{F}[A, B]$. Then for the disc $|z| < r \leq r_0$, where r_0 is given in Corollary 3.3, we have*

(i) *For $A = -B = \alpha$,*

$$\left| \arg \left(\frac{zf'(z)}{f(z)} \right) \right| < \tan^{-1} \left(\frac{\sin^{-1} \left(\frac{2\alpha r}{1 + \alpha^2 r^2} \right)}{2\alpha - \log \left(\frac{1 + \alpha r}{1 - \alpha r} \right)} \right)$$

(ii) *For $A = \alpha e^{i\gamma}$ and $B = \alpha e^{-i\gamma}$,*

$$\left| \arg \left(\frac{zf'(z)}{f(z)} \right) \right| < \tan^{-1} \left(\frac{\log T_2}{2\alpha \sin \gamma - \eta + \tau} \right),$$

where T_2, η and τ are given in Theorem 2.3.

Corollary 3.5. *Let $f \in \mathcal{F}[A, B]$. Then for the disc $|z| < r_s \leq r_0$, where r_0 is given in Corollary 3.3, $f \in \mathcal{SS}^*(\beta)$, where $r_s \in (0, r_0]$ is the smallest positive root of the following equation:*

(i) *For $A = -B = \alpha$,*

$$\sin^{-1} \left(\frac{2\alpha r}{1 + \alpha^2 r^2} \right) = \tan \left(\frac{\beta\pi}{2} \right) \left(2\alpha - \log \left(\frac{1 + \alpha r}{1 - \alpha r} \right) \right)$$

(ii) *For $A = \alpha e^{i\gamma}$ and $B = \alpha e^{-i\gamma}$,*

$$\frac{\log T_2}{2\alpha \sin \gamma - \eta + \tau} = \tan \left(\frac{\beta\pi}{2} \right),$$

where T_2, η and τ are given in Theorem 2.3.

We now discuss the radius estimates for the classes $\mathcal{BS}^*(\alpha)$ and \mathcal{S}_{cs}^* , which are not contained in \mathcal{S}^* . Further we derive radii for functions in $\mathcal{BS}^*(\alpha)$ and \mathcal{S}_{cs}^* to be in $\mathcal{F}[A, B]$.

Theorem 3.6. *Let $\alpha \in (0, 1)$, $r_0 = (-1 + \sqrt{1 + 4\alpha h_1^2}) / (2\alpha h_1)$ and $\alpha_0 \in (0, 1)$ is the smallest solution of*

$$1 - \frac{r_0^2 \cos^2 \theta (1 - \alpha r_0^2)^2}{(1 + \alpha^2 r_0^4 - 2\alpha r_0^2 \cos 2\theta)^2 h_1^2} - \frac{r_0^2 \sin^2 \theta (1 + \alpha r_0^2)^2}{(1 + \alpha^2 r_0^4 - 2\alpha r_0^2 \cos 2\theta)^2 h_2^2} = 0,$$

where $\theta \in (0, \pi/2)$. If $f \in \mathcal{BS}^*(\alpha)$ then for the disc $|z| \leq r_b < 1$, $f \in \mathcal{F}[A, B]$, where

$$r_b = \begin{cases} r_0, & \text{for } A = -B = \alpha \leq \alpha_0 \\ r_1 := \frac{-1 + \sqrt{1 + 4\alpha h_2^2}}{2\alpha h_2}, & \text{for } A = -B = \alpha > \alpha_0 \\ r_2 := \frac{-1 + \sqrt{1 + 4\alpha(k_1 + k)^2}}{2\alpha(k_1 + k)}, & \text{for } A = \alpha e^{i\gamma} \text{ and } B = \alpha e^{-i\gamma}. \end{cases}$$

Moreover the radii r_0 and r_2 are sharp.

Proof. Let $f \in \mathcal{BS}^*(\alpha)$. Since for $A = -B = \alpha$, $\max_{|z|=1} \operatorname{Re} \psi_{A,B}(z) = h_1$. Thus to find such $r < 1$ for which the image of $zf'(z)/f(z) - 1$ under the disc $|z| < r$ lies inside $\psi_{A,B}(\mathbb{D})$, it is necessary that

$$\max_{|z|=r < 1} \operatorname{Re} \left(\frac{z}{1 - \alpha z^2} \right) = \frac{r}{1 - \alpha r^2} \leq h_1 \quad (3.3)$$

must hold. Clearly for $|z| \leq r_0$, the inequality (3.3) holds. Now to see that for $\alpha \leq \alpha_0$, radius r_0 is also sufficient for $zf'(z)/f(z) - 1 \prec z/(1 - \alpha z^2) \in \psi_{A,B}(\mathbb{D})$ in the disc $|z| \leq r_0$. For $\zeta = re^{i\theta}$ ($\theta \in [0, 2\pi)$), we have

$$B_r(\theta) := \frac{\zeta}{1 - \alpha \zeta^2} = \frac{r \cos \theta (1 - \alpha r^2)}{1 + \alpha^2 r^4 - 2\alpha r^2 \cos 2\theta} + i \frac{r \sin \theta (1 + \alpha r^2)}{1 + \alpha^2 r^4 - 2\alpha r^2 \cos 2\theta}.$$

Since $\operatorname{Re} B_r(\theta) = \operatorname{Re} B_r(-\theta)$, $\operatorname{Re} B_r(\theta) = -\operatorname{Re} B_r(\pi - \theta)$ and $\operatorname{Im} B_r(\theta) = \operatorname{Im} B_r(\pi - \theta)$, therefore the curve $B_r(\theta)$ is symmetric about real and imaginary axis thus it is sufficient to consider for $\theta \in [0, \pi/2]$. Now for $r = r_0$, the square of the distance from the origin to the points of $B_{r_0}(\theta)$ is given by

$$\operatorname{Dist}(0; B_{r_0}(\theta)) := \frac{r_0^2}{1 + \alpha^2 r_0^4 - 2\alpha r_0^2 \cos 2\theta}.$$

Since $\operatorname{Dist}(0; B_{r_0}(\theta))' < 0$, thus $\operatorname{Dist}(0; B_{r_0}(\theta))$ is a decreasing function of θ . Hence the farthest point of $B_{r_0}(\theta)$ from origin is $(r_0/(1 - \alpha r_0^2), 0)$, which lies on the boundary of Ω_1 . Now for $A = -B = \alpha > \alpha_0$ and $A = \alpha e^{i\gamma}$, $B = \alpha e^{-i\gamma}$ with $|z| = r$, we have

$$\left| \frac{zf'(z)}{f(z)} - 1 \right| \leq \frac{r}{1 - \alpha r^2}.$$

Therefore, by Lemma 2.5, we see that $\mathcal{F}[A, B]$ -radius for the class $\mathcal{BS}^*(\alpha)$ are the smallest positive roots r_1 and r_2 of the equations $r/(1 - \alpha r^2) = h_2$ and $r/(1 - \alpha r^2) = k_1 + k$, respectively. \blacksquare

Theorem 3.7. Let $\alpha \in (0, 1)$ and $\alpha_0 \in (0, 1)$ be the smallest solution of

$$\frac{r_0^2((\alpha - 1)r_0 + \cos \theta(1 - \alpha r_0^2))^2}{h_1^2} + \frac{r_0^2(1 + \alpha r_0^2)^2 \sin^2 \theta}{h_2^2} = N,$$

where $\theta \in (0, \pi/2)$ and

$$N = (1 + r_0^2 - 2r_0 \cos \theta)^2 (1 + \alpha^2 r_0^2 + 2\alpha r_0 \cos \theta)^2$$

and

$$r_0 = (-(1 + (1 - \alpha)h_1) + \sqrt{(1 + (1 - \alpha)h_1)^2 + 4\alpha h_1^2}) / (2\alpha h_1).$$

If $f \in \mathcal{S}_{cs}^*(\alpha)$ then for the disc $|z| \leq r_{cs} < 1$, $f \in \mathcal{F}[A, B]$, where

$$r_{cs} = \begin{cases} r_0, & \text{for } A = -B = \alpha \leq \alpha_0 \\ r_1 := \frac{-(1 + (1 - \alpha)h_2) + \sqrt{(1 + (1 - \alpha)h_2)^2 + 4\alpha h_2^2}}{2\alpha h_2}, & \text{for } A = -B = \alpha > \alpha_0 \\ r_2 := \frac{-(1 + (1 - \alpha)(k_1 + k)) + \sqrt{(1 + (1 - \alpha)(k_1 + k))^2 + 4\alpha(k_1 + k)^2}}{2\alpha(k_1 + k)}, & \text{for } A = \alpha e^{i\gamma}, B = \alpha e^{-i\gamma}. \end{cases}$$

Moreover the radii r_0 and r_2 are sharp.

Proof. Let $f \in \mathcal{S}_{cs}^*(\alpha)$. Since for $A = -B = \alpha$, $\max_{|z|=1} \operatorname{Re} \psi_{A,B}(z) = h_1$. Thus to find such $r < 1$ for which the image of $zf'(z)/f(z) - 1$ under the disc $|z| < r$ lies inside $\psi_{A,B}(\mathbb{D})$, it is necessary that

$$\max_{|z|=r<1} \operatorname{Re} \left(\frac{z}{(1-z)(1+\alpha z)} \right) = \frac{r}{(1-r)(1+\alpha r)} \leq h_1 \quad (3.4)$$

must hold. Clearly for $|z| \leq r_0$, the equation (3.4) holds. Now to see that for $\alpha \leq \alpha_0$ radius r_0 is also sufficient for $zf'(z)/f(z) - 1 \prec z/((1-z)(1+\alpha z)) \in \psi_{A,B}(\mathbb{D})$ in the disc $|z| \leq r_0$. For $\zeta = re^{i\theta}$ ($\theta \in [0, 2\pi)$), we have

$$CS_r(\theta) := \frac{\zeta}{(1-\zeta)(1+\alpha\zeta)} = \frac{r((\alpha-1)r + \cos\theta(1-\alpha r_0^2))}{(1+r^2-2r\cos\theta)(1+\alpha^2 r^2+2\alpha r\cos\theta)} + i \frac{r(1+\alpha r_0^2)\sin\theta}{(1+r^2-2r\cos\theta)(1+\alpha^2 r^2+2\alpha r\cos\theta)}.$$

Since $\operatorname{Re} CS_r(\theta) = \operatorname{Re} CS_r(-\theta)$, therefore the curve $CS_r(\theta)$ is symmetric about real axis thus it is sufficient to consider for $\theta \in [0, \pi]$. Now for $r = r_0$, the square of the distance from the origin to the points of $CS_{r_0}(\theta)$ is given by

$$\operatorname{Dist}(0; CS_{r_0}(\theta)) := \frac{r_0^2}{(1+r^2-2r\cos\theta)^2(1+\alpha^2 r^2+2\alpha r\cos\theta)^2}.$$

Since $\operatorname{Dist}(0; CS_{r_0}(\theta))' = 0$ for $\theta = 0, \theta_0$ and π with $\operatorname{Dist}(0; CS_{r_0}(\theta))' < 0$ whenever $\theta \in (0, \theta_0)$ and $\operatorname{Dist}(0; CS_{r_0}(\theta))' > 0$ whenever $\theta \in (\theta_0, \pi)$. And $\operatorname{Dist}(0; CS_{r_0}(0)) - \operatorname{Dist}(0; CS_{r_0}(\pi)) > 0$, hence the farthest point of $CS_{r_0}(\theta)$ from origin is equal to h_1 obtained at $\theta = 0$. Now for $A = -B = \alpha > \alpha_0$ and $A = \alpha e^{i\gamma}$, $B = \alpha e^{-i\gamma}$ with $|z| = r$, we have

$$\left| \frac{zf'(z)}{f(z)} - 1 \right| \leq \frac{r}{(1-r)(1+\alpha r)}.$$

Therefore, by Lemma 2.5, we see that $\mathcal{F}[A, B]$ -radius for the class $\mathcal{S}_{cs}^*(\alpha)$ are the smallest positive roots r_1 and r_2 of the equations $r/((1-r)(1+\alpha r)) = h_2$ and $r/((1-r)(1+\alpha r)) = k_1 + k$, respectively. \blacksquare

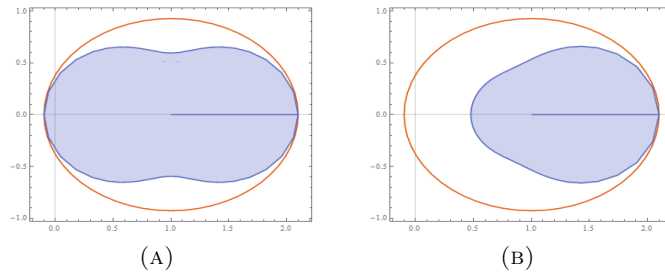


FIGURE 3. $f_\alpha(z) = z/(1-\alpha z^2)$ and $g_\alpha(z) = z/((1-z)(1+\alpha z))$, (A) $f_{0.5}(\mathbb{D}_{r_0=0.77}) \subset \psi_{0.5,-0.5}(\partial\mathbb{D})$ and (B) $g_{0.5}(\mathbb{D}_{r_0=0.59}) \subset \psi_{0.5,-0.5}(\partial\mathbb{D})$.

REFERENCES

- [1] P. Goel and S. Sivaprasad Kumar, Certain class of starlike functions associated with modified sigmoid function, *Bull. Malays. Math. Sci. Soc.* **43** (2020), no. 1, 957–991.
- [2] R. Kargar, A. Ebadian and J. Sokół, On Booth lemniscate and starlike functions, *Anal. Math. Phys.* **9** (2019), no. 1, 143–154.
- [3] S. S. Kumar and S. Banga, On a Special Type of Ma-Minda Function. arxiv preprint arXiv:2006.02111, (2020).
- [4] S. S. Kumar and P. Yadav, On Oblique Domains of Janowski Function. arXiv preprint arXiv:2104.08533 (2021).
- [5] S. S. Kumar and G. Kamaljeet, On Geometrical Properties of Certain Analytic functions, *Iran. J. Sci. Technol. Trans. A Sci.* (2020), <https://doi.org/10.1007/s40995-021-01116-1>.
- [6] W. C. Ma and D. Minda, A unified treatment of some special classes of univalent functions, in *Proceedings of the Conference on Complex Analysis (Tianjin, 1992)*, 157–169, Conf. Proc. Lecture Notes Anal., I, Int. Press, Cambridge.
- [7] V. S. Masih, A. Ebadian and S. Yalçın, Some properties associated to a certain class of starlike functions, *Math. Slovaca* **69** (2019), no. 6, 1329–1340.
- [8] V. S. Masih and S. Kanas, Subclasses of Starlike and Convex Functions Associated with the Limaçon Domain, *Symmetry* **12** (2020), no. 6, 942.
- [9] R. Mendiratta, S. Nagpal and V. Ravichandran, On a subclass of strongly starlike functions associated with exponential function, *Bull. Malays. Math. Sci. Soc.* **38** (2015), no. 1, 365–386.
- [10] R. K. Raina and J. Sokół, Some properties related to a certain class of starlike functions, *C. R. Math. Acad. Sci. Paris* **353** (2015), no. 11, 973–978.
- [11] M. S. Robertson, Certain classes of starlike functions, *Michigan Math. J.* **32** (1985), no. 2, 135–140.
- [12] K. Sakaguchi, A note on p -valent functions, *J. Math. Soc. Japan* **14** (1962), 312–321.
- [13] J. Sokół and J. Stankiewicz, Radius of convexity of some subclasses of strongly starlike functions, *Zeszyty Nauk. Politech. Rzeszowskiej Mat. No. 19* (1996), 101–105.
- [14] B. A. Uralegaddi, M. D. Ganigi and S. M. Sarangi, Univalent functions with positive coefficients, *Tamkang J. Math.* **25** (1994), no. 3, 225–230.

DEPARTMENT OF APPLIED MATHEMATICS, DELHI TECHNOLOGICAL UNIVERSITY, DELHI-110042, INDIA

Email address: `spkumar@dce.ac.in`

DEPARTMENT OF APPLIED MATHEMATICS, DELHI TECHNOLOGICAL UNIVERSITY, DELHI-110042, INDIA

Email address: `poojayv100@gmail.com`