

Geometric Interaction Augmented Graph Collaborative Filtering

Yiding Zhang
zy@bupt.edu.cn
Microsoft
Beijing, China

Senzhang Wang
szwang@csu.edu.cn
Central South University
Changsha, China

Chaozhuo Li*
cli@microsoft.com
Microsoft Research Asia
Beijing, China

Jianxun Lian, Xing Xie
{jialia,xingx}@microsoft.com
Microsoft
Beijing, China

ABSTRACT

Graph-based collaborative filtering is capable of capturing the essential and abundant collaborative signals from the high-order interactions, and thus received increasingly research interests. Conventionally, the embeddings of users and items are defined in the Euclidean spaces, along with the propagation on the interaction graphs. Meanwhile, recent works point out that the high-order interactions naturally form up the tree-likeness structures, which the hyperbolic models thrive on. However, the interaction graphs inherently exhibit the hybrid and nested geometric characteristics, while the existing single geometry-based models are inadequate to fully capture such sophisticated topological patterns. In this paper, we propose to model the user-item interactions in a hybrid geometric space, in which the merits of Euclidean and hyperbolic spaces are simultaneously enjoyed to learn expressive representations. Experimental results on public datasets validate the effectiveness of our proposal.

ACM Reference Format:

Yiding Zhang, Chaozhuo Li, Senzhang Wang, and Jianxun Lian, Xing Xie. 2022. Geometric Interaction Augmented Graph Collaborative Filtering. In *Woodstock '18: ACM Symposium on Neural Gaze Detection, June 03–05, 2018, Woodstock, NY*. ACM, New York, NY, USA, 5 pages. <https://doi.org/10.1145/nnnnnnn.nnnnnnn>

1 INTRODUCTION

Personalized recommendation [7] has been widely deployed to alleviate the challenge of information overload, which aims to predict whether a user will interact with an item. Collaborative filtering (CF) tries to address this problem on the basis of assuming behaviorally similar users would exhibit similar preference on items [19]. As a classic recommendation paradigm, CF has been widely used in a myriad of scenarios such as E-commerce [17, 18] and social recommendations [20].

*Equal contribution and corresponding author.

Permission to make digital or hard copies of all or part of this work for personal or classroom use is granted without fee provided that copies are not made or distributed for profit or commercial advantage and that copies bear this notice and the full citation on the first page. Copyrights for components of this work owned by others than ACM must be honored. Abstracting with credit is permitted. To copy otherwise, or republish, to post on servers or to redistribute to lists, requires prior specific permission and/or a fee. Request permissions from [permissions@acm.org](https://permissions.acm.org).

Woodstock '18, June 03–05, 2018, Woodstock, NY
© 2022 Association for Computing Machinery.
ACM ISBN 978-1-4503-XXXX-X/18/06...\$15.00
<https://doi.org/10.1145/nnnnnnn.nnnnnnn>

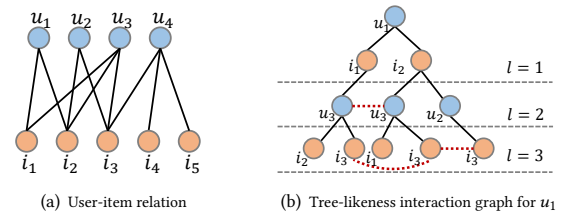


Figure 1: An illustration of the user-item interactions and the tree-likeness structures.

In order to exploit abundant collaborative signals, recent CF works [5, 22] propose to incorporate the high-order connectivity on the user-item interaction graphs, which contributes to facilitating the recommendation performance. As shown in Figure 1, target user u_1 perceives high-order interactions through the l stacked order-wise propagation layers. The high-order interactions of user u_1 can be naturally extended to a tree-likeness structure in Figure 1(b) based on the interactions in Figure 1(a). This is reasonable as the receptive field tends to be exponentially larger in the higher orders [16, 24].

Conventional CF models usually formulate the learning of user and item representations in the Euclidean spaces [6, 11, 23]. However, the Euclidean spaces may have a large distortion when learning graphs with tree-likeness structures as shown in Figure 1(b), while hyperbolic spaces can achieve better performance with much lower distortions [4]. The reason lies in that hyperbolic spaces expand faster than Euclidean spaces. Considering a disk in a 2-dimensional hyperbolic space with constant curvature -1 , the perimeter and area of the disk of hyperbolic radius r are given as $2\pi \sinh r$ and $2\pi(\cosh r - 1)$ respectively, and both of them grow exponentially with r . Inspired by such merits, some researchers propose to design CF models in hyperbolic spaces [2, 21]. HyperMF [21] explores metric learning in hyperbolic spaces for recommendation. HME [2] studies the next-POI recommendation in hyperbolic spaces, which captures sequential transition, user preference, category and region information in a shared hyperbolic space.

Although hyperbolic-based models demonstrate promising performance, such single geometry-based approaches might be insufficient to fully capture the hybrid and nested geometrical structures in the interaction graphs. As shown in 1(b), there exist several circles such as $u_1 \rightarrow i_1 \rightarrow u_3 \rightarrow i_3 \rightarrow u_2 \rightarrow i_2 \rightarrow u_1$. Such cyclic

structures are prevalent in the interaction graph since they preserve the crucial collaborative signals. The cyclic and tree structures are nested together, leading to a hybrid geometric graph. Single geometry-based approaches only capture partial information and thus cannot depict user preferences from the holistic perspective.

In this paper, we propose a novel geometric graph collaborative filtering (GGCF) algorithm, which leverages both Euclidean spaces and hyperbolic spaces to encode the user-item interaction graphs on the basis of graph convolutional networks (GCN). The graph convolution layer of GGCF is capable of learning the user and item representations in both Euclidean and hyperbolic spaces simultaneously. The cross-geometry features are further integrated via an interaction learning module to adjust the conformal structural information. GGCF predicts the user-item relations based on the results in both Euclidean and hyperbolic spaces. Therefore, our proposal organically enjoys the merits of Euclidean and hyperbolic spaces to advance the model performance.

To summarize, we make the following main contributions:

- We propose to leverage Euclidean and hyperbolic spaces simultaneously in recommender systems, and design a novel geometry graph collaborative filtering method to better capture the complex geometric patterns in interaction graphs.
- Experimental results compared with state-of-the-art baselines verify the effectiveness of the proposed method.

2 PRELIMINARIES

2.1 Hyperbolic geometry

Hyperbolic geometry is a non-Euclidean geometry with a constant negative curvature. The hyperboloid model, as a typical equivalent model describing the hyperbolic geometry, has been widely investigated [1, 12–14]. Since the basic operations in the hyperbolic spaces are different from those in the Euclidean spaces, here we brief introduce some hyperbolic operations used in this paper. Let $\mathbf{x}, \mathbf{y} \in \mathbb{R}^{n+1}$, then the **Lorentzian scalar product** is defined as: $\langle \mathbf{x}, \mathbf{y} \rangle_{\mathcal{L}} := -x_0y_0 + \sum_{i=1}^n x_iy_i$. We denote \mathbb{H}^n as the n -dimensional hyperboloid manifold with constant negative curvature -1 : $\mathbb{H}^n := \{\mathbf{x} \in \mathbb{R}^{n+1} : \langle \mathbf{x}, \mathbf{x} \rangle_{\mathcal{L}} = -1, x_0 > 0\}$.

The **tangent space** is a useful to perform Euclidean operations undefined in hyperbolic spaces. The tangent space at \mathbf{x} is defined as a n -dimensional vector space approximating \mathbb{H}^n around \mathbf{x} :

$$\mathcal{T}_{\mathbf{x}}\mathbb{H}^n := \{\mathbf{v} \in \mathbb{R}^{n+1} : \langle \mathbf{v}, \mathbf{x} \rangle_{\mathcal{L}} = 0\}. \quad (1)$$

Besides, for $\mathbf{v}, \mathbf{w} \in \mathcal{T}_{\mathbf{x}}\mathbb{H}^n$, a Riemannian metric tensor is given as $g_{\mathbf{x}}(\mathbf{v}, \mathbf{w}) := \langle \mathbf{v}, \mathbf{w} \rangle_{\mathcal{L}}$. Then the hyperboloid model is defined as the hyperboloid manifold \mathbb{H}^n equipped with the Riemannian metric tensor $g_{\mathbf{x}}$. The mapping between hyperbolic spaces and tangent spaces can be implemented by **exponential map** and **logarithmic map**. The exponential map is a map from subset of a tangent space of \mathbb{H}^n (i.e., $\mathcal{T}_{\mathbf{x}}\mathbb{H}^n$) to \mathbb{H}^n itself. The logarithmic map is the reverse map that maps back to the tangent space. For points $\mathbf{x}, \mathbf{y} \in \mathbb{H}^n$, $\mathbf{v} \in \mathcal{T}_{\mathbf{x}}\mathbb{H}^n$, such that $\mathbf{v} \neq \mathbf{0} = (1, 0, \dots, 0)$ and $\mathbf{x} \neq \mathbf{y}$, exponential map

$\exp_{\mathbf{x}}(\cdot)$ and logarithmic map $\log_{\mathbf{x}}(\cdot)$ are defined as follows:

$$\exp_{\mathbf{x}}(\mathbf{v}) = \cosh(\|\mathbf{v}\|_{\mathcal{L}})\mathbf{x} + \sinh(\|\mathbf{v}\|_{\mathcal{L}})\frac{\mathbf{v}}{\|\mathbf{v}\|_{\mathcal{L}}}, \quad (2)$$

$$\log_{\mathbf{x}}^{\beta}(\mathbf{y}) = d_{\mathbb{H}}(\mathbf{x}, \mathbf{y})\frac{\mathbf{y} + \langle \mathbf{x}, \mathbf{y} \rangle_{\mathcal{L}}\mathbf{x}}{\|\mathbf{y} + \langle \mathbf{x}, \mathbf{y} \rangle_{\mathcal{L}}\mathbf{x}\|_{\mathcal{L}}}, \quad (3)$$

where $\|\mathbf{v}\|_{\mathcal{L}} = \sqrt{\langle \mathbf{v}, \mathbf{v} \rangle_{\mathcal{L}}}$ denotes Lorentzian norm of \mathbf{v} and $d_{\mathbb{H}}(\cdot, \cdot)$ is the intrinsic distance function between two points $\mathbf{x}, \mathbf{y} \in \mathbb{H}^n$:

$$d_{\mathbb{H}}(\mathbf{x}, \mathbf{y}) = \operatorname{arcosh}(-\langle \mathbf{x}, \mathbf{y} \rangle_{\mathcal{L}}). \quad (4)$$

3 METHODOLOGY

Figure 2 illustrates the framework of the proposed GGCF model, which includes the following three modules:

- **Geometric feature propagation.** This module models the interactions between users and items by feeding these interactions into simplified graph convolutional layers, which can learn the graph representations in both hyperbolic and Euclidean spaces.
- **Dual geometry interaction.** This module fuses the features in hyperbolic and Euclidean spaces with each other, to combine different characteristic in different spaces.
- **Layers fusion and prediction.** Each layer has its own features of the user and items. Here we fuse the features in different layers to obtain more powerful representations, and predict the relations of users and items.

3.1 Geometric feature propagation

Graph convolutional networks have shown their powerful ability in recommender systems [5]. Inspired by LightGCN [5] which observes feature transformation and nonlinear activation in GCNs could be burdensome for collaborative filtering, we adopt the simple neighbor aggregator in our method. For k -th graph convolutional layer, given input embedding $\mathbf{e}_u^{\kappa, (k)}$ and $\mathbf{e}_i^{\kappa, (k)}$ for user u and item i in Euclidean \mathbb{R} or hyperbolic \mathbb{H} spaces ($\kappa \in \{\mathbb{R}, \mathbb{H}\}$), we obtain embeddings by aggregating the features of neighbors: $\mathbf{h}_u^{\kappa, (k)} = \operatorname{Agg}_{i \in N_u}^{\kappa}(w_{ui}, \mathbf{e}_i^{\kappa, (k)})$, $\mathbf{h}_i^{\kappa, (k)} = \operatorname{Agg}_{u \in N_i}^{\kappa}(w_{ui}, \mathbf{e}_u^{\kappa, (k)})$, where N_u , N_i are the set of neighbors of u and i , respectively, and $w_{ui} = 1/(\sqrt{|N_u|}\sqrt{|N_i|})$ is denoted as the weight between u and i . The aggregator $\operatorname{Agg}^{\kappa}$ in Euclidean space is defined as Euclidean weighted mean: $\operatorname{Agg}_{i \in N_u}^{\mathbb{R}}(w_{ui}, \mathbf{e}_i^{\mathbb{R}, (k)}) = \sum_{i \in N_u} w_{ui} \mathbf{e}_i^{\mathbb{R}, (k)} = \mathbf{h}_u^{\mathbb{R}, (k)}$. The weighted mean in non-Euclidean space is defined as Fréchet mean [3, 8, 9], which minimizes an expectation of (squared) distances with a set of points. However, Fréchet mean does not have a closed form solution, and it cannot be efficiently calculated by stochastic gradient descent. Thus, we leverage an elegant neighborhood aggregation method based on the centroid [12]:

$$\operatorname{Agg}_{i \in N_u}^{\mathbb{H}}(w_{ui}, \mathbf{e}_i^{\mathbb{H}, (k)}) = \frac{\sum_{i \in N_u} w_{ui} \mathbf{e}_i^{\mathbb{H}, (k)}}{\|\sum_{i \in N_u} w_{ui} \mathbf{e}_i^{\mathbb{H}, (k)}\|_{\mathcal{L}}} = \mathbf{h}_u^{\mathbb{H}, (k)}. \quad (5)$$

Thus, the features $\mathbf{h}_i^{\mathbb{R}, (k)}$ and $\mathbf{h}_i^{\mathbb{H}, (k)}$ can be easily obtained by aggregating their neighbors.

3.2 Dual geometry interaction

The geometric feature propagation is built upon the graph topology. Here we aim to verify that the user/item features are consistent

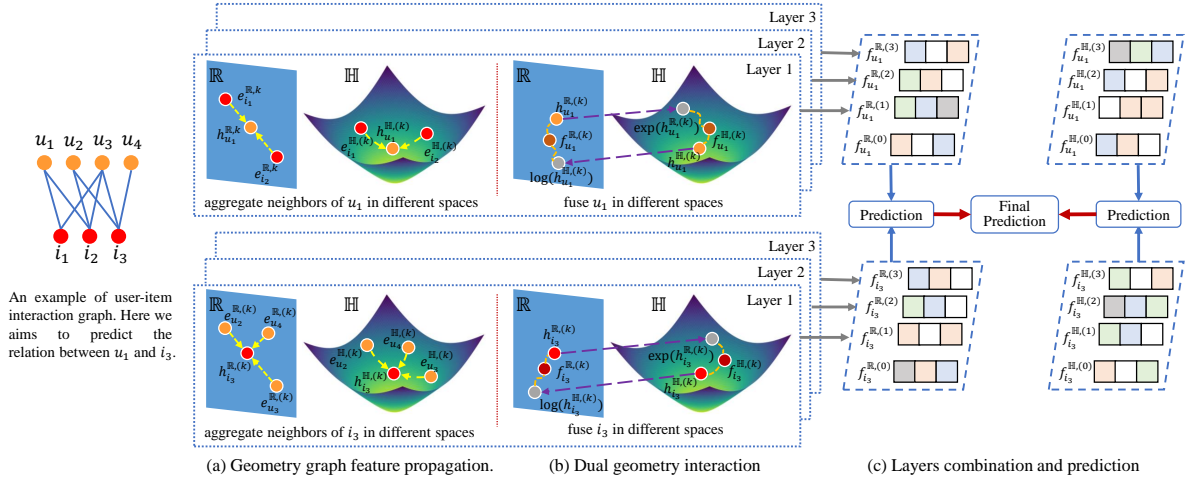


Figure 2: An illustration of the proposed model architecture.

with the dual feature spaces to promote interaction between Euclidean and hyperbolic geometries. A straight-forward strategy is to transform the features between hyperbolic and Euclidean spaces and compute the average features directly. However, this strategy cannot preserve the difference between features in these two types of spaces, and thus we should fuse the features in an adaptive manner. Therefore, we propose to adjust the features in different spaces based on their similarities. Specifically, given Euclidean feature $\mathbf{h}_i^{\mathbb{R},(k)}$ and hyperbolic feature $\mathbf{h}_i^{\mathbb{H},(k)}$ of item i , we leverage their distance to evaluate their similarities and fuse the features as:

$$\begin{aligned} \mathbf{f}_i^{\mathbb{R},(k)} &= \mathbf{h}_i^{\mathbb{R},(k)} + (\gamma d_{\mathbb{R}}(\mathbf{h}_i^{\mathbb{R},(k)}, \log_0(\mathbf{h}_i^{\mathbb{H},(k)})) \times \log_0(\mathbf{h}_i^{\mathbb{H},(k)})), \\ \mathbf{f}_i^{\mathbb{H},(k)} &= \mathbf{h}_i^{\mathbb{H},(k)} \oplus (\gamma' d_{\mathbb{H}}(\mathbf{h}_i^{\mathbb{H},(k)}, \exp_0(\mathbf{h}_i^{\mathbb{R},(k)})) \otimes \exp_0(\mathbf{h}_i^{\mathbb{R},(k)})), \end{aligned} \quad (6)$$

where $\exp_0(\cdot)$ and $\log_0(\cdot)$ are leveraged to transform the features between Euclidean and hyperbolic spaces. The similarity from different spatial features is measured by Euclidean distance $d_{\mathbb{R}}$ hyperbolic distance $d_{\mathbb{H}}$ in Eq. (4), scaled by trainable scalar β, β' . \oplus and \otimes are addition and scalar multiplication defined in hyperbolic spaces. Given feature vectors $\mathbf{x}, \mathbf{y} \in \mathbb{H}$, $\mathbf{v} \in \mathcal{T}_{\mathbf{x}}\mathbb{H}$, and a scalar r , these multiplications are defined as: $\mathbf{x} \oplus \mathbf{y} = \exp_{\mathbf{x}}(P_{0 \rightarrow \mathbf{x}}(\log_0(\mathbf{y})))$, $P_{0 \rightarrow \mathbf{x}}(\mathbf{v}) = \mathbf{v} + (\mathbf{0} + \mathbf{x}) \cdot \langle \mathbf{x}, \mathbf{v} \rangle_{\mathcal{L}} / (1 - \langle \mathbf{0}, \mathbf{x} \rangle_{\mathcal{L}})$, and $r \otimes \mathbf{x} = \exp_0(r \cdot \log_0(\mathbf{x}))$.

3.3 Layers fusion and prediction

After applying K geometric graph convolutional layers, we can obtain features in each layer. To obtain more powerful representations, we fuse all the features in each layer along with the input features (e.g., the 0-th layer) through the equal weight $1/(K+1)$:

$$\mathbf{f}_i^{\mathbb{R}} = \sum_{k=0}^K \mathbf{f}_i^{\mathbb{R},(k)} / (K+1), \quad \mathbf{f}_i^{\mathbb{H}} = \sum_{k=0}^K \frac{\mathbf{f}_i^{\mathbb{H},(k)} / (K+1)}{\|\mathbf{f}_i^{\mathbb{H},(k)} / (K+1)\|_{\mathcal{L}}}. \quad (7)$$

Thus, we can prediction the relation between user and item with final feature representations with Euclidean and Lorentzian scalar product: $\hat{y}_{ui} = \langle \mathbf{f}_u^{\mathbb{R}}, \mathbf{f}_i^{\mathbb{R}} \rangle + \lambda \langle \mathbf{f}_u^{\mathbb{H}}, \mathbf{f}_i^{\mathbb{H}} \rangle_{\mathcal{L}}$, where λ is a trainable parameter to balance the importance between the Euclidean and hyperbolic parts in our model.

3.4 Model training

We employ the *Bayesian Personalized Ranking* (BPR) loss [15], which encourages the prediction of an observed entry to be higher than its unobserved counterparts: $\mathcal{L} = -\sum_u \sum_{i \in \mathcal{N}_u} \sum_{j \notin \mathcal{N}_u} \ln \sigma(\hat{y}_{ui} - \hat{y}_{uj})$. We leverage L_2 regularization to avoid overfitting. Please note that the input features for our hyperbolic graph convolutional layers are initialized in the Euclidean space $\mathcal{T}_0\mathbb{H}$ and mapped to hyperbolic spaces via $\exp_0(\cdot)$. In the process of transforming features between hyperbolic and Euclidean (tangent) spaces, we concatenate "0" and the features to satisfy the definition in Eq. (1). Since all the trainable parameters are defined in Euclidean spaces, we employ the Adam [10] optimizer and train our model in a mini-batch manner.

3.5 Discussion

3.5.1 Relation with GIL. The graph convolutional layer in GIL [25] is different from our work. GIL employs feature transformation and non-linear activation, while our proposal discards such operations since they might be burdensome for collaborative filtering [5]. Meanwhile, the hyperbolic neighbor aggregator in GIL is different from ours. The aggregator in our method is based on the Lorentzian centroid, while the one in GIL is based on the tangent spaces.

4 EXPERIMENTS

In this section, we conduct extensive experiments on publicly available datasets to answer the following three research questions:

- **RQ1:** How dose the proposed GGCF model perform as compared with the state-of-the-art methods?
- **RQ2:** What are the key components that influence the model performance?
- **RQ3:** How do different hyper-parameter settings (e.g., the number of graph convolutional layers) affect the model performance?

Table 1: Statistics of the datasets.

Dataset	# User	# Item	# Interaction
MovieLens	610	9,742	100,836
LastFM	1,892	17,632	92,834

Table 2: Overall Performance.

Dataset	MovieLens		LastFM	
	recall@20	ndcg@20	recall@20	ndcg@20
BPRMF	0.1914	0.2561	0.2180	0.2106
hyperML	0.2076	0.2654	0.2164	0.2094
NGCF	0.2197	0.3164	0.2374	0.2409
LightGCN	0.2517	0.3362	0.2592	0.2610
GGCF	0.2589	0.3420	0.2621	0.2691

4.1 Experimental Settings

4.1.1 Datasets and Metrics. We select two popular real-world datasets for evaluation. Table 1 presents the statistical details. MovieLens¹ describes the ratings and free-text tagging activities on the MovieLens website. LastFM² contains the interactions between the users and artists. We follow the settings in NGCF [22] to split the training/test sets for a fair comparison. Following the previous works [5, 22], we leverage recall@20 and ndcg@20 to evaluate the effectiveness of our proposal.

4.1.2 Baselines. We select the following SOTA CF models as baselines to demonstrate the superiority of GGCF model:

- BPRMF [15] is a matrix factorization based CF model under the framework of Bayesian personalized ranking.
- HyperML [21] is a hyperbolic CF model, which explores metric learning in hyperbolic spaces.
- NGCF [22] is a graph-based CF model to incorporate the high-order connectivity of user-item interactions.
- LightGCN [5] is a state-of-the-art CF recommendation model based on light graph convolution.

The dimension of user/item embeddings is set to 64. The number of graph convolutional layers in graph-based models is set to 3. Parameters are carefully tuned on a small validation dataset. Specifically, the learning rate is searched in $\{1e-2, 5e-3, 1e-3, 5e-4, 1e-4\}$ and L_2 regularization term is tuned in $\{0, 1e-6, 1e-5, 1e-4, 1e-3\}$.

4.2 Overall Performance (RQ1)

The experiment results are presented in Table 2. From the results, we can obtain the following observations.

- **Our proposed GGCF model achieves the best performance.** GGCF consistently outperforms all the baseline methods on both datasets under different evaluation metrics, which indicates the superiority of simultaneously modeling user-item relations in the Euclidean and hyperbolic spaces.

¹<https://grouplens.org/datasets/movielens/>

²<http://www.lastfm.com>

Table 3: Experimental results of the ablation Study.

Dataset	MovieLens		LastFM	
	recall@20	ndcg@20	recall@20	ndcg@20
GGCF _{\I}	0.2509	0.3295	0.2602	0.2630
GGCF _{\E}	0.2412	0.3160	0.2641	0.2517
GGCF _{\H}	0.2514	0.3359	0.2598	0.2623
GGCF	0.2589	0.3420	0.2621	0.2691

- **Graph-based models are more powerful.** The graph-based models (i.e., NGCF, LightGCN and GGCF) outperform the traditional shallow models (i.e., BPRMF and hyperML), which verifies the benefit of incorporating high-order topological connectivity as complementary.
- **Single hyperbolic space is not enough.** One can see that the pure hyperbolic CF model (hyperML) performs worse than the Euclidean-based approaches (e.g., NGCF and LightGCN), which suggests that the single hyperbolic space may be insufficient to capture the sophisticated graph topology. However, by enjoying the merits from both Euclidean and hyperbolic sides, the performance of our proposal surpasses the single space-based models. It demonstrates that GGCF is capable of capturing the cross-space correlations to learn more comprehensive user/item representations.

4.3 Ablation Study (RQ2)

In order to evaluate the effectiveness of critical components in GGCF, we design the following three ablation models: GGCF_{\E} without the hyperbolic part, GGCF_{\H} without the Euclidean part and the ensemble model GGCF_{\E} without the interaction components. Experimental results are shown in Table 3.

- **Effectiveness of the cross-space interactions.** GGCF outperforms the ablation model GGCF_{\I} by nearly 1.3% on average, which indicates that the interactions between the Euclidean and hyperbolic spaces can further enrich the complementary relationships.
- **Effectiveness of Euclidean and hyperbolic graph convolutional part.** Compared with GGCF_{\E} and GGCF_{\H} models, GGCF performs better in most cases, which also indicates GGCF can make a desirable balance between the information from Euclidean and hyperbolic spaces.

4.4 Parameter Sensitivity Study (RQ3)

Here we study the performance sensitivity of HAIL model on the core parameter: the number of graph convolutional layer. We change the number of layers from 1 to 4, and the results are shown in Figure 3.

With the increase of number of layers, the performance over almost all the datasets first increases and then keeps steady or slightly drops, which demonstrates appropriate high-order topological information may benefit the model performance. However, a too large number of layers will lead to challenge of “neighborhood explosion”, which may introduces noises and will be resource-consuming. Thus, we have to carefully choose an appropriate value to balance the model efficiency and effectiveness.

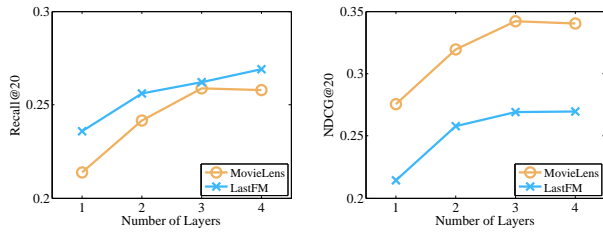


Figure 3: Results of GGCF with different number of layers.

5 CONCLUSION

In this work, we study the novel problem of graph-based CF. We propose a novel geometry graph collaborative filtering method for recommender systems, to learn the user/item representations in both Euclidean and hyperbolic spaces. These representations are further enhanced by the dual geometry interaction scheme to take advantage of both Euclidean and hyperbolic spaces. The experimental results on public datasets demonstrate the effectiveness of the propose method.

REFERENCES

- [1] Ines Chami, Zhitao Ying, Christopher Ré, and Jure Leskovec. 2019. Hyperbolic graph convolutional neural networks. In *NeurIPS*. 4869–4880.
- [2] Shanshan Feng, Lucas Vinh Tran, Gao Cong, Lisi Chen, Jing Li, and Fan Li. 2020. HME: A Hyperbolic Metric Embedding Approach for Next-POI Recommendation. In *SIGIR*. 1429–1438.
- [3] Maurice Fréchet. 1948. Les éléments aléatoires de nature quelconque dans un espace distancié. In *Annales de l'institut Henri Poincaré*, Vol. 10. 215–310.
- [4] Octavian Ganea, Gary Bécigneul, and Thomas Hofmann. 2018. Hyperbolic Entailment Cones for Learning Hierarchical Embeddings. In *ICML*. 1646–1655.
- [5] Xiangnan He, Kuan Deng, Xiang Wang, Yan Li, Yongdong Zhang, and Meng Wang. 2020. Lightgcn: Simplifying and powering graph convolution network for recommendation. In *SIGIR*. 639–648.
- [6] Xiangnan He, Lizi Liao, Hanwang Zhang, Liqiang Nie, Xia Hu, and Tat-Seng Chua. 2017. Neural collaborative filtering. In *Proceedings of the 26th international conference on world wide web*. 173–182.
- [7] Folasade Olubusola Isinkaye, Yetunde O Folajimi, and Bolande Adefowoke Ojokoh. 2015. Recommendation systems: Principles, methods and evaluation. *Egyptian informatics journal* 16, 3 (2015), 261–273.
- [8] Hermann Karcher. 1987. *Riemannian comparison constructions*. SFB 256.
- [9] Hermann Karcher. 2014. Riemannian center of mass and so called karcher mean. *arXiv preprint arXiv:1407.2087* (2014).
- [10] Diederik P Kingma and Jimmy Ba. 2015. Adam: A method for stochastic optimization. *ICLR* (2015).
- [11] Yehuda Koren, Steffen Rendle, and Robert Bell. 2022. Advances in collaborative filtering. *Recommender systems handbook* (2022), 91–142.
- [12] Marc Law, Renjie Liao, Jake Snell, and Richard Zemel. 2019. Lorentzian Distance Learning for Hyperbolic Representations. In *ICML*. 3672–3681.
- [13] Qi Liu, Maximilian Nickel, and Douwe Kiela. 2019. Hyperbolic graph neural networks. In *NeurIPS*. 8228–8239.
- [14] Maximilian Nickel and Douwe Kiela. 2018. Learning continuous hierarchies in the lorentz model of hyperbolic geometry. In *ICML*. 3779–3788.
- [15] Steffen Rendle, Christoph Freudenthaler, Zeno Gantner, and Lars Schmidt-Thieme. 2012. BPR: Bayesian personalized ranking from implicit feedback. *arXiv preprint arXiv:1205.2618* (2012).
- [16] Aravind Sankar, Yozen Liu, Jun Yu, and Neil Shah. 2021. Graph neural networks for friend ranking in large-scale social platforms. In *Proceedings of the Web Conference 2021*. 2535–2546.
- [17] Badrul Sarwar, George Karypis, Joseph Konstan, and John Riedl. 2000. Analysis of recommendation algorithms for e-commerce. In *Proceedings of the 2nd ACM Conference on Electronic Commerce*. 158–167.
- [18] J Ben Schafer, Joseph A Konstan, and John Riedl. 2001. E-commerce recommendation applications. *Data mining and knowledge discovery* 5, 1 (2001), 115–153.
- [19] Xiaoyuan Su and Taghi M Khoshgoftaar. 2009. A survey of collaborative filtering techniques. *Advances in artificial intelligence* 2009 (2009).
- [20] Jiliang Tang, Xia Hu, and Huan Liu. 2013. Social recommendation: a review. *Social Network Analysis and Mining* 3, 4 (2013), 1113–1133.
- [21] Lucas Vinh Tran, Yi Tay, Shuai Zhang, Gao Cong, and Xiaoli Li. 2020. HyperML: a boosting metric learning approach in hyperbolic space for recommender systems. In *WSDM*. 609–617.
- [22] Xiang Wang, Xiangnan He, Meng Wang, Fuli Feng, and Tat-Seng Chua. 2019. Neural graph collaborative filtering. In *SIGIR*. 165–174.
- [23] Yiqi Wang, Chaozhuo Li, Mingzheng Li, Wei Jin, Yuming Liu, Hao Sun, Xing Xie, and Jiliang Tang. 2022. Localized Graph Collaborative Filtering. In *Proceedings of the 2022 SIAM International Conference on Data Mining (SDM)*. SIAM, 540–548.
- [24] Yiding Zhang, Chaozhuo Li, Xing Xie, Xiao Wang, Chuan Shi, Yuming Liu, Hao Sun, Liangjie Zhang, Weiwei Deng, and Qi Zhang. 2022. Geometric Disentangled Collaborative Filtering. (2022).
- [25] Shichao Zhu, Shirui Pan, Chuan Zhou, Jia Wu, Yanan Cao, and Bin Wang. 2020. Graph Geometry Interaction Learning. *Advances in Neural Information Processing Systems* 33 (2020).