

Energy and Spectrum Efficient Federated Learning via High-Precision Over-the-Air Computation

Liang Li, *Member, IEEE*, Chenpei Huang, *Student Member, IEEE*, Dian Shi, *Member, IEEE*, Hao Wang, *Member, IEEE*, Xiangwei Zhou, *Senior Member, IEEE*, Minglei Shu, *Member, IEEE*, and Miao Pan, *Senior Member, IEEE*

Abstract

Federated learning (FL) enables mobile devices to collaboratively learn a shared prediction model while keeping data locally. However, there are two major research challenges to practically deploy FL over mobile devices: (i) frequent wireless updates of huge size gradients v.s. limited spectrum resources, and (ii) energy-hungry FL communication and local computing during training v.s. battery-constrained mobile devices. To address those challenges, in this paper, we propose a novel multi-bit over-the-air computation (M-AirComp) approach for spectrum-efficient aggregation of local model updates in FL and further present an energy-efficient FL design for mobile devices. Specifically, a high-precision digital modulation scheme is designed and incorporated in the M-AirComp, allowing mobile devices to upload model updates at the selected positions simultaneously in the multi-access channel. Moreover, we theoretically analyze the convergence property of our FL algorithm. Guided by FL convergence analysis, we formulate a joint transmission probability and local computing control

L. Li is with the School of Computer Science (National Pilot Software Engineering School), Beijing University of Posts and Telecommunications, Beijing, 100876, China (e-mail: liliang1127@bupt.edu.cn).

C. Huang, D. Shi and M. Pan are with the Electrical and Computer Engineering Department, University of Houston, TX, 77004, USA (e-mail: chuang25@uh.edu, dshi3@uh.edu, mpan2@uh.edu).

H. Wang is with the Division of Computer Science and Engineering, Louisiana State University, Baton Rouge, LA, 70803, USA (e-mail: haowang@lsu.edu).

X. Zhou is with the Division of Electrical and Computer Engineering, Louisiana State University, Baton Rouge, LA, 70803, USA (e-mail: xwzhou@lsu.edu).

M. Shu is with the Shandong Artificial Intelligence Institute, Qilu University of Technology (Shandong Academy of Sciences), Jinan, 250353, China (e-mail: shuml@sdas.org).

optimization, aiming to minimize the overall energy consumption (i.e., iterative local computing + multi-round communications) of mobile devices in FL. Extensive simulation results show that our proposed scheme outperforms existing ones in terms of spectrum utilization, energy efficiency, and learning accuracy.

Index Terms

Federated Learning, Multi-Bit Over-the-Air Computation, Gradient Quantization, Energy Efficiency.

I. INTRODUCTION

With the development of mobile communications and Internet-of-Things (IoT) technologies, mobile devices with built-in sensors and Internet connectivity have proliferated huge volumes of data at the network edge. These data can be collected and analyzed to build increasingly complex machine learning models. To avoid raw-data sharing among the untrustworthy parties and leverage the ever-increasing computation capability of mobile devices, the emerging federated learning (FL) framework allows participating mobile devices to collaboratively train a machine learning model under the orchestration of a centralized server by just exchanging the local model updates with others via wireless communications. With such desirable properties, FL over mobile devices has inspired a wide utilization in a large variety of intelligent services, such as the keyword prediction [1], voice classifier [2], and e-health [3], etc.

Although only model updates instead of raw data are transferred between mobile devices and the FL server, such updates could contain hundreds of millions of parameters with complex neural networks. That makes the uplink transmissions from mobile devices to the FL server for model aggregation particularly challenging, resulting in a huge burden on both wireless networks and mobile devices. On the one hand, the spectrum resource that can be allocated to each device decreases proportionally as the number of devices increases, which hampers the scalability of FL to accommodate a large number of mobile devices with limited spectrum resources. On the other hand, transmitting a large volume of model updates periodically and executing heavy local on-device computations can quickly drain out the energy of battery-powered mobile devices. Such a mismatch restricts mobile devices or makes them reluctant to participate in FL.

Over-the-air computation (AirComp) provides a promising solution to address the aforementioned spectrum challenge by achieving scalable and efficient model update aggregation in FL.

Unlike the conventional orthogonal multiple access techniques, where each user is restricted to its allocated spectrum band [4], AirComp allows all the users to utilize the whole spectrum for transmissions simultaneously. By applying AirComp to FL, all the participating devices can transmit their model updates on the same channel. Due to the fact that multi-access channel (MAC) inherently yields an additive superposed signal, the signals of all the participating devices are aligned to obtain desired arithmetic computation results directly over the air, thus significantly improving the spectrum efficiency. However, most works in the literature employ the analog modulation to design their over-the-air FL schemes, which is not compatible with commercial off-the-shelf digital mobile devices and thus hinders their deployment in current/future communication systems, such as LTE, 5G, Wi-Fi 6, and 6G, etc. Besides, most existing efforts focus on single-iteration transmission design for AirComp-based FL [5], [6], and the impacts of AirComp on overall FL training performance, especially the FL convergence, are rarely discussed.

Therefore, in this paper, we design a novel multi-bit Aircomp (M-AirComp) FL scheme, named ESOAFL, which is compatible with the most common Quadrature Amplitude Modulation (QAM) to transmit the model updates, so that we do not need to modify the modulation protocols manufactured within commercial off-the-shelf mobile devices. Specifically, gradient quantization is incorporated into the ESOAFL scheme to facilitate the digital modulation, and only part of the gradients are selected to transmit to cope with the channel fading. In addition to handling the spectrum issue in FL over wireless networks, our scheme is battery-friendly to the participating mobile devices. Here, the energy consumption is considered from the long-term learning perspective where local computing (i.e., “working”) and wireless communication (i.e., “talking”) are two main focuses. Our M-AirComp FL scheme only requires updated gradients with good channel conditions to transmit, which further saves the communication energy compared with other AirComp schemes. Moreover, we theoretically analyze the convergence property of our ESOAFL approach, based on which we quantify the number of communication rounds needed for achieving the convergence, and the overall long-term energy consumption is further modeled. Finally, we develop a joint transmission probability and local computing control approach to balance “working” and “talking,” thus minimizing overall energy consumption. Our salient contributions are summarized as follows.

- We propose an energy and spectrum efficient M-AirComp FL (ESOAFL) scheme where updated gradients are quantized into high-precision bitstreams, adapting to the digital modulation settings. To facilitate the M-AirComp, the transmission power of devices is carefully

controlled to select the updates with good channel conditions for FL model aggregation.

- We theoretically analyze the convergence of ESOAFL to characterize the impacts of the M-AirComp on FL. Guided by it, the gradients transmission probability and local computing iterations are jointly optimized from the long-term learning perspective, aiming to achieve energy-efficient federated training on mobile devices over spectrum-constrained wireless networks.
- We conduct extensive simulations to verify the superiority of the ESOAFL compared to several baselines, under varying learning models, training datasets, and network settings. It shows that our ESOAFL scheme can improve spectral efficiency dozens of times and save at least half of the energy consumption.

The rest of this paper is organized as follows. Section II provides some preliminaries of AirComp and FL. Section III describes our M-AirComp design and the corresponding ESOAFL approach. The convergence analysis of the proposed ESOAFL approach is derived in Section IV, and the formulation and solution of the energy efficient control scheme are also presented. Numerical simulations are provided in Section V, and VI reviews related works of the AirComp FL. Section VII finally concludes the paper and provides future work.

II. PRELIMINARIES OF FL AND AIRCOMP FL

A. Preliminaries of FL

We consider a federated learning system consisting of K participating users carrying mobile devices in each FL round, where user $k \in \{1, 2, \dots, K\}$ has its own data set, denoted by \mathcal{D}_k . The goal of FL is to collaborate the users to perform a unified optimization task, formally written as:

$$\min_{\mathbf{w} \in \mathbb{R}^d} f(\mathbf{w}) \triangleq \frac{1}{K} \sum_{k=1}^K f_k(\mathbf{w}), \quad (1)$$

where f_k is the local loss function corresponding to user k , and d is the dimension of the model parameters.

Let $r \in \{1, 2, \dots, R\}$ be the index of FL global communication round, and H be the number of local computing iterations executed between every two consecutive global communication rounds. Moreover, we define \mathbf{w}^r as the global model at the r -th communication round and

define $\mathbf{w}_k^{r,h}$ as the local model of user k at the h -th local iteration in the r -th communication round. Then the local updating process of user k in the r -th communication round is given by:

$$\mathbf{w}_k^{r,h+1} = \mathbf{w}_k^{r,h} - \eta \nabla F_k(\mathbf{w}_k^{r,h}) \text{ for } h = 0, 1, \dots, H-1, \quad (2)$$

where $\nabla F_k(\mathbf{w}_k^{r,h})$ is a stochastic gradient of function $f(\cdot)$ with a random batch-size data, and η is the local learning rate. Here, $\nabla F_k(\mathbf{w}_k^{r,h})$ is an unbiased estimation of $\nabla f_k(\mathbf{w}_k^{r,h})$, i.e., $\mathbb{E}_{\xi \sim \mathcal{D}_k} [\nabla F_k(\mathbf{w}) \mid \xi] = \nabla f_k(\mathbf{w})$, where ξ represents the randomness like the batch-size index. After finishing the local training, every participating user uploads its local model updates to the server for global aggregation, i.e., $\eta \sum_{h=0}^{H-1} \nabla F_k(\mathbf{w}_k^{r,h})$, and the server then broadcasts the most recent global model to initiate a new round of local training. The above process is repeated until the global model converges.

B. Preliminaries of AirComp FL

During the FL training process, all the users have to transmit their local updates to the server for global aggregation, which may result in severe transmission congestion and consume a lot of communication resources, especially in cases with massive participating users. As one of the advanced wireless techniques, over-the-air computation (AirComp) enables all users to simultaneously transmit the local gradients over the same wireless medium without spectrum allocation and naturally aggregates the local updates during the signal propagation, which exhibits significant potentials to improve the spectrum utilization.

Let $\mathcal{X} := \{x_1, x_2, \dots, x_K\}$ and \tilde{y} denote the input set and the output objective of the system, respectively. Here, x_k is the gradients to be transmitted by user k , and \tilde{y} is the global aggregation result received at the server with AirComp. Generally, an AirComp-based wireless communication system adopts precoding and amplification at transmitters, while receivers often have equalization blocks for signal detection. Therefore, AirComp computes the aggregated objective as

$$\tilde{y} := \text{Air}(\mathcal{X}) = \frac{a}{K} \left[\sum_{k=0}^K h_k p_k x_k + n \right], \quad (3)$$

where $h_k \in \mathbb{C}$ is the channel coefficient between user k and the server, which is assumed to follow the Rayleigh distribution, i.e., $h_k \sim CN(0, \sqrt{\lambda})$. $n \sim N(0, \sigma_z^2)$ is the additive white Gaussian noise (AWGN) at the receiver. The Tx-scaling factor $p_k \in \mathbb{C}$, a.k.a. power control policy, compensates the phase shift posed by the channel and amplifies the transmit signal. The

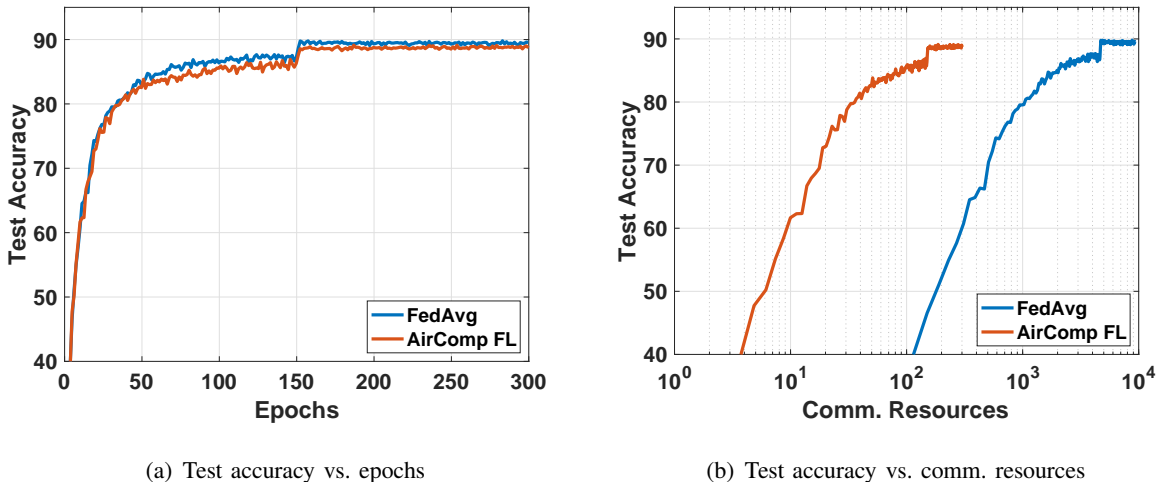


Fig. 1. Over-the-Air federated learning (AirComp FL).

goal of the Tx-scaling is to ensure that each participating user contributes equally at the receiving antenna and the superposed signal is proportional to the ideal summation, which is defined as the average operation over the input set without AirComp, i.e., $y := \frac{1}{K} \sum_{k=1}^K x_k$. Accordingly, the Rx-scaling factor $a \in \mathbb{R}$ acts as an equalizer and recovers the sampled analog result to its expected value.

C. Preliminary Experiments on AirComp FL

To demonstrate the spectrum-efficient benefit of AirComp FL, we present the preliminary experimental results AirComp FL and the classic FedAvg in Fig. 1, which correspond to the FL scheme with and without AirComp respectively. Here, 10 users are considered to participate in an FL task and collaboratively train a ResNet-20 model on the CIFAR-10 dataset. Both the communication bandwidth and the number of training epochs are set to be the same for these two schemes. Taking test accuracy as the measure, Fig. 1(a) depicts the convergence performance of the training process, while Fig. 1(b) displays the communication resource consumption during the training. It shows that, compared with FedAvg, AirComp FL only requires a little more or even the same number of data epochs to achieve the target test accuracy, thereby imposing negligible impacts on convergence rate. Meanwhile, the communication resource consumption of the AirComp FL is much less than that of FedAvg, since the latter forces the users to use orthogonal channels for interference avoidance instead of performing concurrent transmission over the same spectrum. Note here that we use the normalized communication resources for Fig. 1(b)

illustration and assume one unit communication resource is consumed in each communication round in AirComp FL.

III. THE DESIGN OF M-AIRCOMP AND M-AIRCOMP-BASED FL

A. *M-AirComp Design*

Different from the most existing AirComp approaches with an analogy modulation scheme, we establish a digital modulation scheme for the AirComp to cater for the commercial transmit devices and design a multi-bit over-the-Air computation scheme (M-AirComp). To this end, the Rx-scaling factor a performs as a digital domain equalizer, and the division operation in Eq. 3 to calculate the arithmetic average is also in the digital domain. In order to eliminate the burden of redesigning the modulation scheme, we tend to integrate the gradient quantization to the most common Quadrature Amplitude Modulation (QAM) in LTE, 5G, and Wi-Fi 6 standard [7]. Instead of transmitting arbitrary values, gradients to transmit are clipped and quantized as Multiple Amplitude Shift Keying (MASK) symbols, so as to be compatible with modern digital devices. Two MASK-modulated gradients can be transmitted orthogonally using in-phase (I) and quadrature (Q) channel simultaneously. We notice that it is equivalent to map two separate gradients onto a symbol from the square M^2 QAM constellation. Here, we limit M between 2 to 2^b . For example, when b is set as 3, the user will use 64QAM to transmit two gradients, as shown in Fig. 2. In this way, altering the value M at the transmitter allows full digital data transmission while preserving b -bit resolution, according to the estimated channel gain.

Assume that the server equips with a high-resolution analog-to-digital converter (ADC) (e.g., 16-bit). While receiving, multiple QAM symbols superpose at the sampling instance, which can be viewed from (a part of) a higher-order rectangular QAM constellation diagram (when the number of mobile devices is odd) or a zero-centered constellation diagram (when the number of users is even). Since the biggest possible value after aggregation can be obtained from user feedback, we can utilize this value as the ADC reference voltage. In order to alleviate the detection complexity, we directly use the quantized samples followed by Rx-scaling defined in Eq. 3 in the digital domain. In this way, the transmission module is implemented in a digital manner, which enables the M-AirComp to have better compatibility compared with traditional AirComp. The process is also illustrated in Fig. 2. This result can be viewed as the desired computational result added by quantization error and channel noise, whose impacts on federated learning performance are analyzed in the following section.

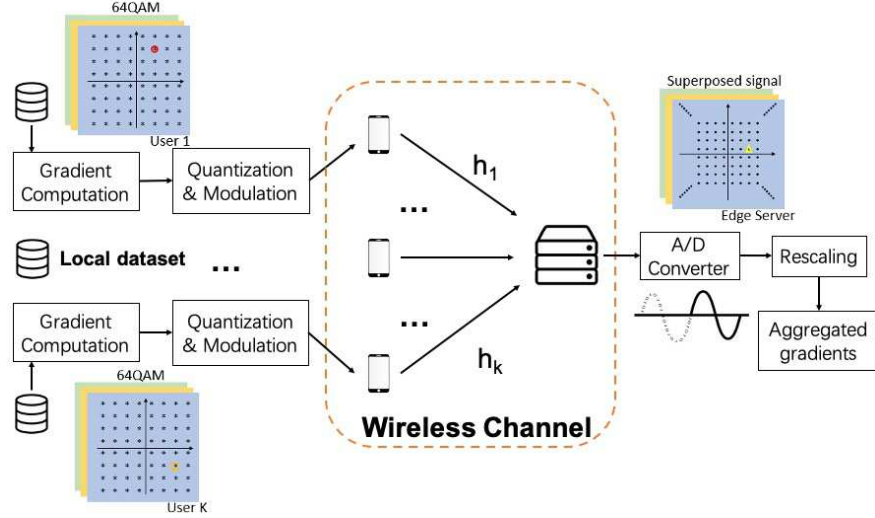


Fig. 2. Multi-bit Over-the-Air computation design.

During the transmission process, each device is constrained by an average transmitting power budget P^0 . Assume that all the participating devices have the same power budget, where the average transmission power constraint is given by:

$$\mathbb{E}[|p_k|^2] \leq P^0, \forall k. \quad (4)$$

Due to the power limit, some users facing severe signal fading may not completely align their amplitude, which means that the Tx-scaling factor $p_k \in \mathbb{C}$ cannot be infinitely enlarged to meet the amplitude alignment requirement. Therefore, we adopt an energy efficient power control policy that the users with poor channel conditions are not allowed to transmit, i.e. the transmit power is set to be zero. Let g_{th} be the channel gain threshold of possible transmission, and the power control policy p_k can be represented as:

$$p_k = \begin{cases} \frac{\sqrt{\varrho} h_k^\dagger}{|h_k|^2}, & |h_k|^2 \geq g_{\text{th}} \\ 0, & |h_k|^2 < g_{\text{th}}. \end{cases} \quad (5)$$

Here, ϱ is a scaling factor to guarantee the desired SNR. Under the above power control policy, only users facing channel gain larger than g_{th} can be allowed to transmit their updated gradients. Note that the threshold g_{th} can be adjusted to control the gradient transmission. Due to the power constraint in Eq. 4, the threshold g_{th} can be set as an arbitrary value larger than a minimum value $g_{\text{th}}^{\min} := h^2 = \frac{\varrho}{p^2} = \frac{\varrho}{P^0}$. Specifically, under a certain communication environment, the greater the threshold g_{th} we set, the larger the number of allowable transmitting gradients.

By varying the threshold g_{th} , our M-AirComp design has the potential to only involve gradients with good channel conditions, which require less power to transmit and thereby benefits in energy saving. We define a long-term average transmission probability p_b to indicate the degree of gradient participation, where any threshold g_{th} will correspond to a transmission probability. Assume that the channel coefficient is Rayleigh distributed, i.e., $h_k \sim CN(0, \sqrt{\lambda})$ and the channel gain follows an exponential distribution. The transmission probability p_b corresponding to the threshold g_{th} can be calculated as:

$$p_b = \int_{g_{\text{th}}}^{\infty} \lambda e^{-\lambda x} dx = e^{-\lambda g_{\text{th}}}. \quad (6)$$

If the probability of keeping these gradient elements to transmit is p_b , the Rx-scaling factor a will be set as $\frac{1}{\sqrt{2}p_b}$ to rescale the received signal. Due to the property of the Rayleigh fading channel and the power constrain of the local user devices, the achievable highest transmission probability p_b^{max} is calculated as $p_b^{\text{max}} = e^{-\lambda g_{\text{th}}^{\text{min}}} = e^{-\lambda \frac{P}{P_0}}$.

B. M-AirComp-based FL Design

Based on M-AirComp, this subsection presents an **Energy and Spectrum Efficient Over the Air Federated Learning (ESOAFL)** algorithm integrating gradient quantization, as shown in Fig. 2, where the goal is to improve the spectrum efficiency while reducing the energy consumption of the participating devices. The pseudocode of our algorithm is given in Alg. 1, and the details are described in the following.

Following the ESOAFL, all the participants start the training procedure with the initialized model parameters. Specifically, every FL user executes H local computing SGD steps with mini-batch size data drawn from their own datasets. After the local training, a uniform gradient quantization operator $Q(\cdot)$ is utilized to quantize the updated gradients into low bits, i.e., 4-bit or 8-bit. Taking b -bit quantization as an example, the local updates of all the participants are quantized to 2^b levels with a specific maximum/minimum value, catering to the digital wireless transmission scheme. Next, for the transmission process, every 2 gradient element is modulated into one digital symbol over the sub-channel according to our M-AirComp design. We assume the symbol-level synchronization among all the mobile devices that ensures coherent and concurrent transmission. This assumption can be realized by dedicating the bandwidth for mobile device synchronization, e.g., 1.08 MHz primary synchronization channel (PSCH) and secondary synchronization channel (SSCH) in LTE system [8], or the AirShare [9] for distributed MIMO

Algorithm 1 Energy and Spectrum Efficient Over the Air Federated Learning Algorithm (ESO AFL)

Initialization: Initialize the global model \mathbf{w}^0 and set $\mathbf{w}_k^{0,0} = \mathbf{w}^0, \forall k \in \mathcal{K}$; Set the learning rate γ and η , local computing iterations H , and the channel gain threshold g_{th}

Initialize the communication index $r = 0$ and the local computing iteration count $h = 0$

- 1: **while** $r < R$ **do**
- 2: **for** $h = 0, \dots, H - 1$ **do**
- 3: Each device k computes the unbiased stochastic gradients $\nabla F_k(\mathbf{w}_k^{r,h})$ of $f_k(\mathbf{w}_k^r)$ with one batch size of data from the dataset \mathcal{D}_k
- 4: Each device k in parallel updates its local model: $\mathbf{w}_k^{r,h+1} = \mathbf{w}_k^{r,h} - \eta \nabla F_k(\mathbf{w}_k^{r,h}), \quad \forall k$
- 5: **end for**
- 6: Each device k calculates the accumulated gradients with gradient quantization as $Q\left(\eta \sum_{h=0}^{H-1} \nabla F_k(\mathbf{w}_k^{r,h})\right)$
- 7: Each device k transmits the quantized accumulated gradients if the observed channel gain larger than the pre-selected threshold g_{th} , i.e., $|h_k|^2 \geq g_{\text{th}}$; otherwise, no transmission
- 8: All transmitted gradients are aggregated over the air and the global model is updated as in Eq. (7)
- 9: Update $r \leftarrow r + 1$
- 10: Each device k updates its local model $\mathbf{w}_k^{r,0} = \mathbf{w}^r$
- 11: **end while**

synchronization. Then we employ the M-AirComp operator $\text{Air}(\cdot)$, along with the proposed energy efficient power control policy. The threshold g_{th} is determined firstly, and then gradient element whose corresponding channel gain larger than this threshold can be allowed to transmit. In this way, the long-term transmission probability p_b can be calculated as $e^{-\lambda g_{\text{th}}}$. Because M-AirComp integrates wireless transmissions and aggregation over the air, the server receives only the aggregated updated gradients. Finally, the server updates the global model with the aggregated updated gradients, which can be represented as:

$$\mathbf{w}^{r+1} = \mathbf{w}^r - \text{Air} \left(\left\{ Q \left(\eta \sum_{h=0}^{H-1} \nabla F_k(\mathbf{w}_k^{r,h}) \right) \right\}_{\mathcal{K}} \right). \quad (7)$$

After updating the global model, the server will broadcast the global model to all devices

for continuing training. We repeat the above procedure for R rounds until the model converges to a stationary point. Particularly, the convergence requirement can be represented as $\frac{1}{R} \sum_{r=0}^{R-1} \|\nabla f^r\|_2^2 \leq \epsilon$, where ϵ denotes the target training loss and ∇f^r is the global function gradient at the r -th communication round.

IV. SPECTRUM AND ENERGY EFFICIENT FL: FORMULATION AND SOLUTIONS

In this section, we formulate an overall energy minimization problem and establish the communication and computation energy models of the proposed ESOAFL algorithm. Based on the derived convergence analysis, we then optimize the control policy in terms of the transmission probability p_b and local computing iterations H to minimize the overall energy consumption.

A. Energy Minimization Problem Formulation

It is challenging to deploy energy-hungry FL tasks on mobile devices due to their limited battery capacity. Hence, in this work, we aim to minimize the total energy consumption of FL training via joint control of local computing iterations H and transmission probability p_b . The average energy consumption per communication round of mobile device is cast as $E = E^{comm}(p_b) + E^{comp}H$. Here, $E^{comm}(p_b)$ is the communication energy consumed to transmit the updated gradients, which is related to the transmission probability p_b , and E^{comp} is the computing energy of performing one local iteration. The goal is to minimize the overall energy consumption during the federated training while guaranteeing the model convergence, denoted as

$$\begin{aligned} \min \quad & \mathbb{E}[E_{tot}] \triangleq \mathbb{E}[RE^{comm}(p_b)] + \mathbb{E}[RE^{comp}H] \\ \text{s.t.}, \quad & \frac{1}{R} \sum_{r=0}^{R-1} \mathbb{E}[\|\nabla f^r\|_2^2] \leq \epsilon. \end{aligned} \quad (8)$$

B. Communication and Computation Energy Models

1) *Communication model*: If we consider the M-AirComp power control policy with transmission probability p_b whose value is smaller than p_b^{\max} , the threshold channel gain is mapped as $g_{th} := -\frac{1}{\lambda} \ln p_b$. In this way, the average power consumption among all the users and time slots will be:

$$\begin{aligned} P^{comm} &= p_b \varrho \int_{g_{th}}^{\infty} \lambda \frac{1}{x} e^{-\lambda x} dx \\ &= -p_b \varrho \lambda \text{Ei}(-\lambda g_{th}) = -p_b \varrho \lambda \text{Ei}(\ln p_b), \end{aligned} \quad (9)$$

where $\text{Ei}(x)$ is the exponential integral function denoted as $\text{Ei}(x) = \int_{-\infty}^x \frac{e^t}{t} dx$. Due to the fact that $-\ln p_b$ is positive, we have $\text{Ei}(\ln p_b) = -\text{E}_1(-\ln p_b)$ where $\text{E}_1(x) = \int_x^{\infty} \frac{e^{-t}}{t} dx$. Then we have $P^{comm} = -p_b \varrho \lambda \text{Ei}(\ln p_b) = p_b \varrho \lambda \text{E}_1(-\ln p_b)$. For any x with positive real value, $\text{E}_1(x)$ can be bracketed by elementary functions as follows:

$$\text{E}_1(x) < e^{-x} \ln \left(1 + \frac{1}{x} \right). \quad (10)$$

Due to $-\ln p_b > 0$, we have

$$P^{comm} \approx p_b \varrho \lambda e^{\ln p_b} \ln \left(1 + \frac{1}{-\ln p_b} \right) = \varrho \lambda p_b^2 \ln \left(1 - \frac{1}{\ln p_b} \right). \quad (11)$$

After receiving the full precision gradients, each device is required to quantize the gradient into low-bit precision for digital transmission. Then, we adapt MASK to modulate the gradients, which means the magnitude of each symbol is sufficient to decode the transmission gradient. Let T_s denote the symbol duration that is in inverse proportion to sub-channel bandwidth B . To transmit the updated model with the size of d gradients, $d/2$ symbol is required according to the M-AirComp design. Thus, the transmission time can be represented as $T^{comm} = \frac{d}{2M_s} T_s$, where M_s symbols are transmitted in parallel.

Accordingly, the communication energy consumption for each device in each communication round is the product of the average transmission power and the transmission time, which is computed as

$$E^{comm} = P^{comm} \times T^{comm}. \quad (12)$$

2) *Computational model:* With massive data generated or collected on mobile devices, local on-device computing can naturally be treated as computation-hungry tasks. Luckily, most modern smart devices are equipped with high-performance GPUs and can handle such heavy training tasks efficiently. This works considers the GPU computational energy model. We model the energy consumed to process a mini-batch of data in one iteration as a product of the runtime power and the execution time, i.e.,

$$E^{comp} = P^{comp} \times T^{comp}, \quad (13)$$

where P^{comp} and T^{comp} are runtime power and execution time of the edge device, respectively. Both of them are related to the GPU core frequency/voltage and the memory frequency in the forms of [10]

$$P^{comp} = P^0 + a f^{mem} + b (v^{core})^2 f^{core}, \quad (14)$$

$$T^{comp} = T^0 + \frac{u}{f^{mem}} + \frac{v}{f^{core}}. \quad (15)$$

P_0 and T_0 are the static power and static time consumption; f^{core}/v^{core} and f^{mem} represent the core frequency/voltage and memory frequency, respectively. a , b , u , and v are constant coefficients that reflect the sensitivity of the task execution to GPU memory and core frequency/voltage scaling [10], [11]. Given a specific FL task, i.e., a neural network model and the corresponding dataset, such coefficients can be accurately estimated based on the experiments. Since there are H local computing iterations between two sequential communication rounds, the energy consumption of local computing in one communication round can be calculated as the product of the energy consumption of one iteration and the number of local iterations, i.e., $E^{comp} \times H$.

C. Impacts of Control Variables on ESOAFL Convergence

In this subsection, we derive the convergence analysis of the ESOAFL approach, where we theoretically analyze the impacts of control variables p_b and H on training convergence. Firstly, we have the following model assumptions.

Assumption 1 (Smoothness). *The objective function f_i is differentiable and L -smooth :*

$$\|\nabla f_k(\mathbf{x}) - \nabla f_k(\mathbf{y})\| \leq L\|\mathbf{x} - \mathbf{y}\|, \forall k. \quad (16)$$

Assumption 2 (Bounded variances and second moments). *The variance and the second moments of stochastic gradients evaluated with a mini-batch can be bounded as*

$$\mathbb{E}_{\xi_i \sim \mathcal{D}_i} \|\nabla F_i(\mathbf{w}; \xi_i) - \nabla f(\mathbf{w})\|^2 \leq \sigma^2, \forall \mathbf{w}, \forall i, \quad (17)$$

$$\mathbb{E}_{\xi_i \sim \mathcal{D}_i} \|\nabla F_i(\mathbf{w}; \xi_i)\|^2 \leq \delta^2, \forall \mathbf{w}, \forall i, \quad (18)$$

where σ and δ are positive constants.

Assumption 3 (Quantization bounded variances). *The output of the quantization operator $Q(x)$ is an unbiased estimator of its input x , and its variance grows with the squared of L2-norm of its argument, i.e., $\mathbb{E}[Q(x)] = x$ and $\mathbb{E}[|Q(x) - x|^2] = q\|x\|^2$.*

Based on the above assumptions, we have the following lemma on the bounded variances of M-AirComp, where the power control policy with a transmission probability p_b is applied for gradient uploading.

Lemma 1 (M-AirComp bounded variances). *The output of the M-AirComp operator $\text{Air}(\mathcal{X})$ with the proposed power control scheme is an unbiased estimator of its input set \mathcal{X} , and its variance decreases with the increasing of the transmission probability and grows with the squared of its argument, i.e., $\mathbb{E}[\text{Air}(\mathcal{X})] = y$ and $\mathbb{E}[|\text{Air}(\mathcal{X}) - y|^2] = \frac{1}{K^2}(\frac{1}{p_b} - 1) \sum_{x_k \in \mathcal{X}} x_k^2 + \frac{\sigma_z^2}{K^2 p_b^2}$.*

Proof. Let \mathcal{X} be the input set of the M-AirComp operator, and we further define $\bar{\mathcal{X}}$ as the successful transmit set to help the proof. Accordingly, the mean and the mean of the square values can be expressed as:

$$\begin{aligned} \mathbb{E}[\text{Air}(\mathcal{X})] &= \mathbb{E} \left[\frac{1}{p_b K} \left[\sum_{x_k \in \bar{\mathcal{X}}} x_k + \sum_{x_k \notin \bar{\mathcal{X}}} x_k + n \right] \right] \\ &= \frac{1}{p_b K} \left[\sum_{x_k \in \bar{\mathcal{X}}} x_k \cdot p_b + \sum_{x_k \notin \bar{\mathcal{X}}} 0 \cdot (1 - p_b) + \mathbb{E}[n] \right] = y, \end{aligned} \quad (19)$$

$$\begin{aligned} \mathbb{E}[(\text{Air}(\mathcal{X}))^2] &= \mathbb{E} \left[\frac{1}{p_b^2 K^2} \left(\sum_{x_k \in \mathcal{X}} x_k + n \right)^2 \right] \\ &= \mathbb{E} \left[\frac{1}{p_b^2 K^2} \left(\sum_{x_i \in \mathcal{X}} \sum_{x_j \in \mathcal{X}} x_i x_j + 2 \sum_{x_k \in \mathcal{X}} x_k n + n^2 \right) \right] \\ &= \frac{1}{p_b^2 K^2} \left[\sum_{x_i \in \mathcal{X}} \sum_{x_j \in \mathcal{X}, i \neq j} x_i p_b x_j p_b + \sum_{x_k \in \mathcal{X}} x_k^2 p_b \right] + \frac{\sigma_z^2}{K^2 p_b^2} \\ &= \frac{1}{p_b^2 K^2} \left[p_b^2 \left(\left(\sum_{x_k \in \mathcal{X}} x_k \right)^2 - \sum_{x_k \in \mathcal{X}} x_k^2 \right) + p_b \sum_{x_k \in \mathcal{X}} x_k^2 + \sigma_z^2 \right] \\ &= \frac{1}{K^2} \left(\left(\sum_{x_k \in \mathcal{X}} x_k \right)^2 + \left(\frac{1}{p_b} - 1 \right) \sum_{x_k \in \mathcal{X}} x_k^2 \right) + \frac{\sigma_z^2}{K^2 p_b^2}. \end{aligned} \quad (20)$$

Thus, the variance is equal to the mean of the square value minus the square of the mean value, which is represented as:

$$\begin{aligned} \text{Var}(\text{Air}(\mathcal{X})) &= \mathbb{E}[(\text{Air}(\mathcal{X}))^2] - \mathbb{E}[\text{Air}(\mathcal{X})]^2 \\ &= y^2 + \frac{1}{K^2} \left(\frac{1}{p_b} - 1 \right) \sum_{x_k \in \mathcal{X}} x_k^2 + \frac{\sigma_z^2}{K^2 p_b^2} - y^2 \\ &= \frac{1}{K^2} \left(\frac{1}{p_b} - 1 \right) \sum_{x_k \in \mathcal{X}} x_k^2 + \frac{\sigma_z^2}{K^2 p_b^2}. \end{aligned} \quad (21)$$

□

Theorem 1. For the proposed ESOAFL approach, under the above assumptions, if learning rates θ and η satisfy

$$1 \geq L^2\eta^2H^2 + HL\theta\eta\frac{q(2-p_b) + Kp_b}{Kp_b}, \quad (22)$$

the convergence rate after R communication rounds can be bounded as:

$$\frac{1}{R} \sum_{r=0}^{R-1} \|\nabla f^r\|_2^2 \leq \frac{2(f(\mathbf{w}^0) - f(\mathbf{w}^*))}{\eta\theta HR} + \frac{\eta\theta L(p_b + q)}{K} \frac{\sigma^2}{p_b} + \eta^2 L^2 H \sigma^2 + \frac{\theta\eta L}{HK^2 p_b^2} \sigma_z^2, \quad (23)$$

where q is the gradient quantization precision, p_b is the M-AirComp transmission probability, H is the local computing iterations, and $f(\mathbf{w}^*)$ is the minimum value of the loss.

Proof. Please refer to the Appendix. A for the proof. \square

The above Theorem 1 is derived based on the L-smoothness gradient assumption on global objective [12]. After expanding the inequality of the global objective, we first bound the inner product between the stochastic gradient and full batch gradient, while we can also bound the distance between the global model and the local model. Further, we bound the updated gradients with M-AirComp and quantization operators. Finally, by integrating the derived results above, we finish the convergence analysis of the ESOAFL algorithm.

Corollary 1. To achieve the linear speedup, we need to have $\theta\eta = O\left(\frac{\sqrt{K}}{\sqrt{RH}}\right)$. If we further choose $\theta\eta = O\left(\frac{1}{L}\sqrt{\frac{Kp_b}{RH(p_b+q)}}\right)$, the convergence rate can be represented as:

$$\begin{aligned} \frac{1}{R} \sum_{r=0}^{R-1} \|\nabla f^r\|_2^2 &\leq \frac{2L(f(\mathbf{w}^0) - f(\mathbf{w}^*))\sqrt{(p_b + q)}}{\sqrt{KRHp_b}} + \\ &\frac{\sqrt{p_b + q}}{\sqrt{KRHp_b}}\sigma^2 + \frac{K}{R\theta^2}\sigma^2 + \sqrt{\frac{1}{K^3RH^3(p_b + q)p_b^3}}\sigma_z^2 \\ &\stackrel{(a)}{=} O\left(\frac{\sqrt{p_b + q}}{\sqrt{KRHp_b}}(2L(f(\mathbf{w}^0) - f(\mathbf{w}^*)) + \sigma^2) + \frac{K}{R\theta^2}\sigma^2\right) \\ &\stackrel{(b)}{=} O\left(\frac{\chi}{\sqrt{KRH}}\right) + O\left(\frac{K}{R}\right), \end{aligned} \quad (24)$$

where (a) is due to the fact that $O(\sqrt{\frac{1}{K^3R}})$ decays faster than $O(\sqrt{\frac{1}{KR}})$, and we replace $\sqrt{\frac{p_b+q}{p_b}}$ by χ in (b).

Based on the convergence analysis, we further give the following corollary on the communication complexity, i.e., the required number of communication rounds, of our ESOAFL algorithm.

Corollary 2. *From the Corollary 1, the required maximum number of communications for achieving the ϵ target training loss, i.e., satisfying $\epsilon = \frac{1}{R} \sum_{r=0}^{R-1} \|\nabla f^r\|_2^2$, is given by*

$$\begin{aligned} R &= O\left(\frac{2\epsilon\sigma^2 HK^2 + \chi^2(\delta + \sigma^2)^2\theta^2}{2\epsilon^2\theta^2 HK}\right) + O\left(\frac{+\chi(\delta + \sigma^2)\theta\sqrt{4\epsilon\sigma^2 HK^2 + \chi^2(\delta + \sigma^2)^2\theta^2}}{2\epsilon^2\theta^2 HK}\right) \\ &= O(K) + O\left(\frac{\chi^2}{HK}\right) + O\left(\frac{\chi}{\sqrt{H}}\right), \end{aligned} \quad (25)$$

where $\chi = \sqrt{\frac{p_b+q}{p_b}}$ and $\delta = 2L(f(\mathbf{w}^0) - f(\mathbf{w}^*))$.

D. Overall Energy Minimization Reformulation and Solution

With the above models, we calculate the total energy consumed by the participating mobile devices during the entire training process as:

$$\begin{aligned} E_{total}(p_0, H) &= R \times (E^{comm} + HE^{comp}) \\ &= \left(\frac{A_0(p_b + q)}{p_b H} + \frac{B_0\sqrt{p_b + q}}{\sqrt{p_b H}} + C_0\right) \times \left(\rho\lambda p_b^2 \ln\left(1 - \frac{1}{\ln p_b}\right) T^{comm} + HE^{comp}\right), \end{aligned} \quad (26a)$$

where A_0 , B_0 , and C_0 are constants used to approximate the big- O notion in Eq. 25. From the above formula, we observe that increasing the local computing iterations H reduces the needed communication rounds R (“talking”), but increases the computing energy consumption per round (“working”). Similarly, adjusting p_b also affects the required communication rounds and the energy consumption of each round. Thus, it is necessary to optimize H and p_b to balance the “working” and “talking”, thus minimizing the overall energy consumption. To this end, we formulate the Joint local Computing and transmission Probability (JCP) control problem as:

$$\min_{p_b, H} \left(\frac{A_0(p_b + q)}{p_b H} + \frac{B_0\sqrt{p_b + q}}{\sqrt{p_b H}} + C_0\right) \times \left(\rho\lambda p_b^2 \ln\left(1 - \frac{1}{\ln p_b}\right) T^{comm} + HE^{comp}\right) \quad (27a)$$

$$s.t. \quad 0 < p_b \leq p_b^{max}, \quad (27b)$$

$$H \in \mathcal{H}, \quad (27c)$$

For notational simplicity, we define $\phi = \{p_b, H\}$ and represent the objective function as $\Theta(\phi) = \Theta_1(\phi) \times \Theta_2(\phi)$, where

$$\Theta_1(\phi) = \frac{A_0(p_b + q)}{p_b H} + \frac{B_0\sqrt{p_b + q}}{\sqrt{p_b H}} + C_0, \quad (28)$$

$$\Theta_2(\phi) = \rho\lambda p_b^2 \ln\left(1 - \frac{1}{\ln p_b}\right) T^{comm} + HE^{comp}. \quad (29)$$

Algorithm 2 JCP Control Algorithm

Initialization: $\epsilon, \xi, \iota = 10^{-5}$; $\gamma^0 \in (0, 1]$; $\kappa = 0$

- 1: **repeat**
 - 2: Solve (31) and set the optimal value as $\phi^*(\phi^\kappa)$
 - 3: Set $\phi^{\kappa+1} = \phi^\kappa + \gamma^0(\phi^*(\phi^\kappa) - \phi^\kappa)$
 - 4: Set $\kappa = \kappa + 1$ and $\gamma^\kappa = \gamma^{\kappa-1}(1 - \xi\gamma^{\kappa-1})$
 - 5: **until** $\|\phi^\kappa - \phi^{\kappa-1}\|_2^2 \leq \iota$
 - 6: Round the current H to the nearest integer in \mathcal{H}
 - 7: **return** The current solutions of p_b and H .
-

Noticing the decoupled constraints in (27b-27c), we relax the constraint in (27c) as $H_{min} \leq H \leq H_{max}$, where H_{min} and H_{max} are the minimum and the maximum integer in \mathcal{H} , respectively. Moreover, we can identify that both function $\Theta_1(\phi)$ and $\Theta_2(\phi)$ are positive and convex after calculating the first and second-order partial derivative of these two functions. (Please refer to Appendix. B for the detailed derivation.)

Capturing such the ‘‘product-of-convexity’’ property of the objective function $\Theta(\phi)$, we use the inner convex approximation method [13] to solve the relaxed JCP control problem by optimizing a sequence of strongly convex inner approximations of $\Theta(\phi)$ in the form: given $\phi^\kappa \in \Phi$

$$\Theta(\phi, \phi^\kappa) = \Theta_1(\phi)\Theta_2(\phi^\kappa) + \Theta_1(\phi^\kappa)\Theta_2(\phi), \quad (30)$$

where $\phi^\kappa = \{H^\kappa, p_b^\kappa\}$ refers to the intermediate ϕ obtained in the κ -th iteration. Obviously, the approximated objective function in (30) is strongly convex with the fixed ϕ^κ . With the surrogate function above, we are essentially required to compute the optimal solutions of the following convex optimization problem in each iteration, while preserving the feasibility of the iterates to the original problem in (27).

$$\min_{p_b, H} \Theta(\phi, \phi^\kappa) \quad (31a)$$

$$s.t. \quad 0 < p_b \leq p_b^{max}, \quad (31b)$$

$$H_{min} \leq H \leq H_{max}. \quad (31c)$$

Notice that the problem (31) can be solved by various commercial solvers, e.g., IBM CPLEX optimizer [14]. The formal description of the Joint Power and Aggregation Control Algorithm




Fig. 3. The testbed of FL with M-AirComp.

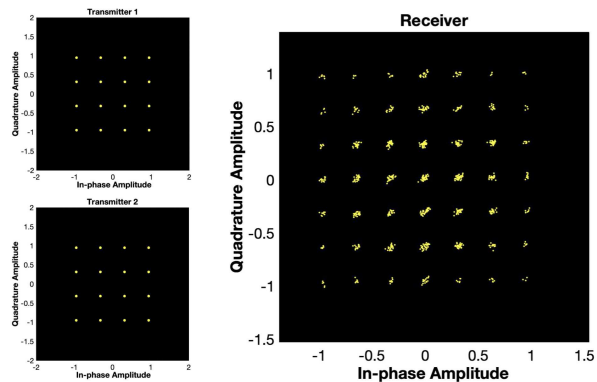


Fig. 4. Constellation diagram of M-AirComp demo (left: transmitter; right: receiver).

is presented in Alg. 2. Starting from a feasible point ϕ^0 , the method consists in iteratively computing the solution $\phi^*(\phi^k)$ to the surrogate problem (31), and then taking a step from ϕ^k towards $\phi^*(\phi^k)$. The process is repeated until it meets the termination criterion, and the value of H is rounded afterward to ensure its feasibility.

V. PERFORMANCE EVALUATION

A. Implementation of M-AirComp

As shown in Fig. 3, we first set up experiments to elaborate on the usage of M-AirComp for a FL testbed. The system comprises one edge server and two edge devices. We let one RTX-8000 server with one USRP X310 play the role of the over-the-air FL aggregator. Each FL client consists of the NVIDIA Jetson TX2 as the computation unit and USRP N210 as the wireless transmitter. We also use WBX 50-2200 MHz Rx/Tx USRP daughterboards, with up to 200 mW output power. The synchronization is provided by USRP X310 REF and PPS output ports through cable connection. In the end, all USRPs are connected to an internet switch. We run MATLAB codes from the Communication Toolbox Support Package for USRP Radio to control the transmitting and receiving in different sessions on the RTX-8000 server.

We first verify the feasibility of M-AirComp by the in-lab experiments. In our M-AirComp demo incorporated with quantization, two edge devices are transmitting QAM symbols, for example, 16 QAM for 4-bit quantization. From the constellation in Fig. 4, the receiving symbol set is expanded into a constellation for higher-order modulations, which explains the addition carried in the over-the-air computation from the communication point of view. The aggregated

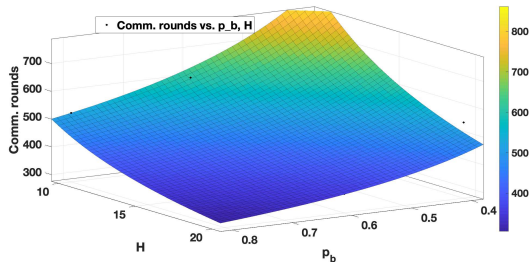
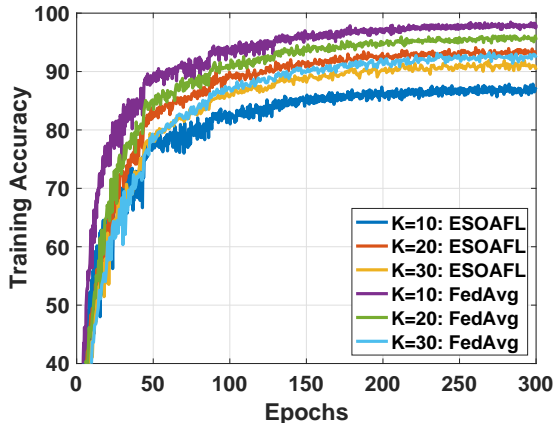


Fig. 5. Training performance under poor channel conditions. Fig. 6. Comm. rounds vs. p_b and H .

symbol will be further decoded as a quantized model update, with a certain probability of bit error with regards to the signal-to-noise ratio (SNR).

B. Some Observations of the ESOAFL

As we have discussed in Sec. II-C, AirComp can dramatically improve the spectrum efficiency in the FL training process. In addition, if the communication environment (i.e., channel condition) is extremely poor, our proposed ESOAFL approach can still retain the performance in the case of many participating devices. We consider a severe communication environment with a SNR = 5dB over different numbers of participants (e.g., $K = 10, 20,$ and 30). Here, we train the ResNet-20 model with the CIFAR-10 dataset. As shown in Fig. 5, with the increasing number of participating devices, the convergence gap between the ESOAFL approach and its ideal case (i.e., FedAvg without channel noise) gradually decreases. This verifies that the AirComp variance is decreasing with the number of participating devices K , which is also shown in Eq. 21. Moreover, especially with a large number of participants (e.g., $K=30$), the training curve of the ESOAFL approach is similar to its ideal case (i.e., FedAvg) in terms of training epochs, which also exhibits the strong anti-interference ability of the proposed ESOAFL approach.

Recall that the parameters A_0 , B_0 , and C_0 exist in the JCP control problem, which are related to the specific learning model and dataset. Here, we use a sampling-based method to estimate these parameters, where we empirically sample different combinations (H, p_b) and employ the derived bound in (25) to infer their values. Take the ResNet-20 model with the CIFAR-10

dataset as an example. We first implement various local computing iterations H and different transmission probabilities p_b for the training task. Then we set the target training loss and record the corresponding number of communication rounds. After receiving these records, we utilize the Non-linear least squares curve fitting algorithm [15] to estimate the values of A_0 , B_0 , and C_0 , which are shown in Fig. 6. We observe that, with the increase of local computing iterations H and transmission probability p_b , the number of required communication rounds required is decreasing, but this effect is gradually weakened. At the same time, the computing energy consumption of each round increases linearly with the incremental of local computing iterations H . Thus, the energy trade-off between local computing and wireless communications has to be considered to minimize the overall energy consumption, where H and transmission probability p_b are required to be carefully selected.

C. Spectrum and Energy Efficiency of the ESOAFL

After the parameter estimation, we implement the proposed JCP control scheme to find the optimal local computing iterations H and transmission probability p_b . Here, we consider two different image classification models and datasets to verify the effectiveness of our proposed approach, where the LeNet model on the MNIST dataset is relatively light, and ResNet-20 on CIFAR-10 is relatively complex. Both datasets consist of 50000 training images and 10000 test images in 10 classes, and we set batch size as 128 and 32 for ResNet and LeNet, respectively. In each round of FL, we set $K = 10$ participating mobile devices executing H steps of SGD in parallel, and the maximum transmission probability p_b^{\max} is set to 0.77 according to the simulated communication environment and the power constraint. The initial learning rate is $\eta = 0.2$ with a fixed decay rate. We consider several popular FL schemes as baseline approaches compared with our proposed ESOAFL-OPT approach (i.e., ESOAFL with optimal JCP control).

- FedAvg [1]: FL without AirComp, where the ideal noise-free transmission is supposed.
- FedPAQ [16]: the participants transmit the quantized model updates.
- OBDA-ADV [17]: a modified version of the OBDA (one-bit digital AirComp), where we improve the original scheme by ignoring the quantization at the receiver to preserve the learning precision.
- ESOAFL-MAX: the proposed ESOAFL scheme without the transmission control, where we adopt the maximum transmission probability p_b^{\max} to transmit the model updates.

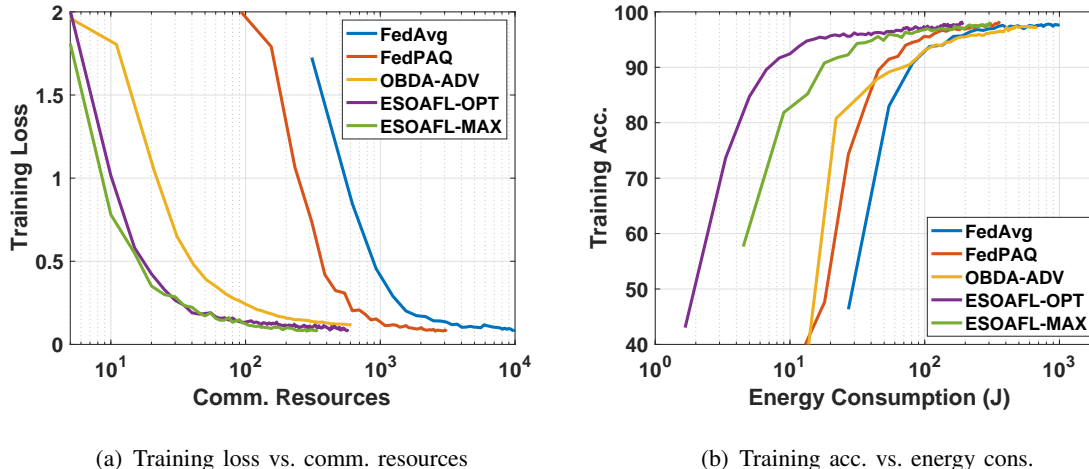


Fig. 7. Training performance of LeNet on MNIST dataset.

We assume the same communication bandwidth for all the schemes. We utilize the Nvidia TX2 as the mobile device and deploy Jtop [18] tool to measure the computing energy, where the LeNet model consumes 0.03J, and the ResNet model consumes 0.5J for one training iteration. For example, training the ResNet model for one iteration consumes 130ms, and the GPU power is nearly 4W. We assume the AirComp can be deployed in the commercial LTE system for wireless transmissions. The resource block is 180 kHz, and we can obtain the transmission time of local updates with the specific model size accordingly. Moreover, we assume the average maximum transmit power is 0.2W. Thus, the transmission energy consumption can be calculated as the product of transmit power and transmission time. In all schemes, We set the average SNR=15dB for participants, whose channel quality can be reflected by the CQI (Channel Quality Indicator) category 11. In this case, the modulation scheme, code rate, bits per resource element are 64QAM, 0.8525, 5.115, respectively, in FedAvg and FedPAQ for a fair comparison.

Fig. 7(a) and 7(b) show the simulation results for LeNet on MNIST. Here, we set the target training loss ϵ as 0.07 and assume the data samples are independent and identically distributed (IID). For the OBDA-ADV scheme, we bring the local SGD method (i.e., taking several training steps among the sequential communication rounds) into the original scheme. Let the spectrum resource consumed in each round of ESOAFL be the unit communication resource. We set the gradient quantization level as 4-bit in ESOAFL and FedPAQ. Fig. 7(a) illustrates the communication resources consumption during the training procedure, and we can obviously find that the proposed ESOAFL significantly improves the spectrum efficiency compared with

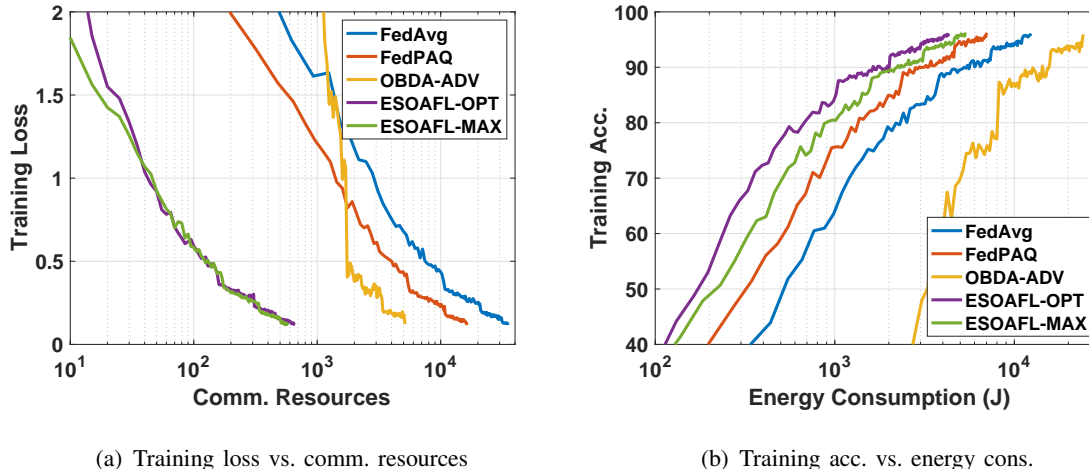


Fig. 8. Training performance of ResNet-20 on CIFAR-10 dataset.

FedAvg, FedPAQ. One reason is that FedAvg and FedPAQ consume more communication resources in each round because all devices cannot take the concurrent transmission with the same bandwidth. Another reason is that each pair of gradients can be transmitted orthogonally using in-phase (I) and quadrature (Q) channels simultaneously in the proposed ESOAFL scheme. However, according to the LTE protocol, each resource element can only carry several bits of a gradient in FedAvg and FedPAQ. In the meantime, Fig. 7(b) presents the energy consumption during FL training, where $H = 3$ and $p_b = 0.29$ is obtained for optimal controlling of ESOAFL. The results show that our ESOAFL scheme consumes the least energy among all schemes. Specifically, when achieving the same target training loss, the energy efficiency of ESOAFL-OPT is twice and three times higher than that of FedPAQ and OBDA-ADV, respectively. This is because the energy efficient power control policy and the digital modulation scheme in the M-AirComp design save both the transmit power and time. Moreover, since the optimized transmission probability is much lower than the maximum value, our ESOAFL-OPT approach only consumes nearly half of the ESOAFL-MAX approach's energy, which demonstrates the necessity of the JCP control scheme. Note that the low-precision OBDA-ADV approach cannot reach the target training loss we set, and thus we consider the training loss $\epsilon = 0.12$ for the OBDA-ADV approach.

Fig. 8(a) and 8(b) demonstrate the performance comparison of all schemes with ResNet-20 model on CIFAR-10 dataset. We set the target training loss ϵ as 0.12, and obtain the optimal control strategies $H = 11$ and $p_b = 0.51$. Like the conclusions described above, the proposed

TABLE I
PERFORMANCE COMPARISON UNDER DIFFERENT LEARNING SETTINGS (RESNET20 ON CIFAR-10)

		K=10, B=128, H=10			K=10, B=128, H=10		
		FedAvg	FedPAQ	ESOAFL	FedAvg	FedPAQ	ESOAFL
IID	Comm.	35030	16320	656	350300	187200	600
	Energy	12379	7011	4323	9977	5544	1530
	Acc.	88.1%	88.1%	87.4%	87.7%	87.3%	87.1%
Non-IID: $\varsigma = 0.3$	Comm.	37820	17632	674	418500	214400	675
	Energy	13365	7550	4590	11920	6349	1721
	Acc.	87.9%	87.4%	87.1%	86.7%	86.6%	86.4%
Non-IID: $\varsigma = 0.3$	Comm.	42470	22080	693	461900	238400	740
	Energy	15008	9471	4692	13156	7060	1887
	Acc.	85.1%	85.1%	84.8%	81.0%	81.0%	81.0%
Non-IID: $\varsigma = 0.3$	Comm.	53010	27040	861	492900	254400	785
	Energy	18951	11600	5848	14039	7535	785
	Acc.	68.4%	68.6%	68.1%	63.1%	58.9%	53.2%

ESOAFL approach dramatically improves the spectrum efficiency and reduces the required energy. In this situation, our proposed ESOAFL-OPT saves hundreds of times of communication resources compared with FedAvg and FedPAQ. It also saves more than $8\times$ of communication resources compared with the OBDA method. Accordingly, our proposed ESOAFL-OPT scheme saves nearly one-third and two-thirds of energy consumption than FedPAQ and FedAvg schemes. Furthermore, the OBDA-ADV approach has relatively poor convergence performance compared with other approaches due to the high precision requirement of the complex ResNet-20 model.

We further show the scalability of the ESOAFL scheme with more learning settings. Here, we consider different data distributions in the content of different levels of non-IID data. Let $\varsigma \in [0, 1]$ denotes the non-IID level [19]. For example, $\varsigma = 0.3$ indicates that 30% of the data belong to one label and the remaining 70% data belong to others. We ignore the OBDA-ADV scheme since its performance is not good in non-IID data settings. From Table. I, we can observe that training with non-IID data incurs a larger energy and communication resources consumption to converge. Moreover, compared with FedAvg and FedPAQ, the proposed ESOAFL achieves the indistinguishable final testing accuracy at all non-IID levels while saving communication resources and overall energy consumption. We also conducted the simulations with $K = 100$ participants, obtaining similar observations. Note that compared with $K = 10$ participants

settings, we put less computing loads ($B = 32$, $H = 5$) in each communication round of the $K = 100$ setting, thus causing more communication loads. Therefore, the communication resources consumption of FedAvg and FedPAQ at $K = 100$ increases significantly compared with the scenario $K = 10$. However, because of the concurrent property of the AirComp, communication resources consumption at $K = 100$ in the ESOAFL scheme remains constant compared with the scenario of $K = 10$, which indicates the potential of involving large mounts of participants in the ESOAFL scheme.

VI. RELATED WORKS

Recently, much attention has been paid to the energy-efficient FL over mobile devices, where several advanced techniques are utilized to save energy during the FL training [20]. On the one hand, gradient sparsification [21], [22] and gradient quantization [23], [24] techniques can compress model updates in the transmission process, significantly reducing the communication burdens [25]. On the other hand, some researchers consider applying a weight quantization scheme to reduce the required computing energy [26]. Although these methods can effectively reduce the energy cost, they are mainly considered from the perspective of learning algorithms and widely ignore the communication components, especially with the physical layer aspects of communication. Realizing the above problem, some pioneering works exploit the waveform superposition property of the wireless medium and propose the AirComp FL [27]. Cao et al. in [28], and Amiri and Gündüz in [29] apply AirComp to solve the communication bottleneck when a large number of participants aggregate the data together, where power allocation schemes are derived to satisfy the mean square error (MSE) requirements. Additionally, the works in [5], [6] propose joint device selection and communication scheme design methods to improve the learning performance for AirComp FL. All these works take analogy modulation schemes for wireless transmission, which are difficult to be implemented on commercial devices. In addition, the convergence analysis for the whole FL training procedure is not discussed in these works. Noticing the limits above, Zhu et al. [17] applies the 1-bit digital modulation and derives the convergence analysis accordingly. However, 1-bit based scheme tremendously scarifies precision without considering the energy consumption during the training process. Different from the existing approaches, our design targets the general digital modulation scheme with multiple bits, where the convergence-guaranteed FL approach integrates both the AirComp and the gradient

quantization techniques. Moreover, the energy consumption issue, including both computing and communication, is well studied accordingly.

VII. CONCLUSION

In this paper, we proposed the ESOAFL scheme for energy and spectrum efficient FL over mobile devices, where M-AirComp was applied for model updates transmission in a joint compute-and-communicate manner. A high-precision digital modulation scheme with multi-bit gradient quantization was designed for the participating devices to upload their model updates during FL. With the theoretical convergence analysis of the modified FL algorithm, we further developed a joint local computing and transmission probability control approach aiming to minimize the overall energy consumed by all devices. Extensive simulations were conducted to verify our theoretical analysis, and the results showed that the ESOAFL scheme effectively improves the spectrum efficiency with the learning precision guaranteed. Besides, it also saved at least half of energy consumption compared with other FL methods.

REFERENCES

- [1] B. McMahan, E. Moore, D. Ramage, S. Hampson, and B. A. y Arcas, "Communication-efficient learning of deep networks from decentralized data," in *Proc. International Conference on Artificial Intelligence and Statistics (AISTATS)*, Fort Lauderdale, FL, April 2017.
- [2] S. T. Apple, "Hey siri: An on-device dnn-powered voice trigger for apple's personal assistant," <https://machinelearning.apple.com/research/hey-siri>, accessed May, 2021.
- [3] T. S. Brisimi, R. Chen, T. Mela, A. Olshevsky, I. C. Paschalidis, and W. Shi, "Federated learning of predictive models from federated electronic health records," *International journal of medical informatics*, vol. 112, pp. 59–67, April 2018.
- [4] M. Pan, C. Zhang, P. Li, and Y. Fang, "Joint routing and link scheduling for cognitive radio networks under uncertain spectrum supply," in *Proc. IEEE Conference on Computer Communications (INFOCOM)*, Shanghai, China, April 2011.
- [5] K. Yang, T. Jiang, Y. Shi, and Z. Ding, "Federated learning via over-the-air computation," *IEEE Transactions on Wireless Communications*, vol. 19, no. 3, pp. 2022–2035, 2020.
- [6] X. Fan, Y. Wang, Y. Huo, and Z. Tian, "Joint optimization of communications and federated learning over the air," *arXiv:2104.03490*, April 2021.
- [7] X. Lin, J. G. Andrews, A. Ghosh, and R. Ratasuk, "An overview of 3gpp device-to-device proximity services," *IEEE Communications Magazine*, vol. 52, no. 4, pp. 40–48, 2014.
- [8] M. Sriharsha, S. Dama, and K. Kuchi, "A complete cell search and synchronization in lte," *EURASIP Journal on Wireless Communications and Networking*, vol. 111, no. 1, pp. 1–14, March 2017.
- [9] O. Abari, H. Rahul, D. Katabi, and M. Pant, "Airshare: Distributed coherent transmission made seamless," in *IEEE Conference on Computer Communications (INFOCOM)*, Hong Kong, April 2015.
- [10] X. Mei, X. Chu, H. Liu, Y.-W. Leung, and Z. Li, "Energy efficient real-time task scheduling on cpu-gpu hybrid clusters," in *Proc. of IEEE Conference on Computer Communications (INFOCOM)*, Atlanta, GA, May 2017.

- [11] Y. Abe, H. Sasaki, S. Kato, K. Inoue, M. Edahiro, and M. Peres, “Power and performance characterization and modeling of gpu-accelerated systems,” in *2014 IEEE 28th international parallel and distributed processing symposium*, Phoenix, AZ, August 2014.
- [12] F. Haddadpour, M. M. Kamani, A. Mokhtari, and M. Mahdavi, “Federated learning with compression: Unified analysis and sharp guarantees,” in *Proc. International Conference on Artificial Intelligence and Statistics*. Virtual Conference: PMLR, April 2021, pp. 2350–2358.
- [13] G. Scutari, F. Facchinei, and L. Lampariello, “Parallel and distributed methods for constrained nonconvex optimization—part i: Theory,” *IEEE Transactions on Signal Processing*, vol. 65, no. 8, pp. 1929–1944, December 2016.
- [14] IBM, “Ibm cplex optimizer,” <https://www.ibm.com/analytics/cplex-optimizer>, accessed April 4, 2021.
- [15] C. L. Lawson and R. J. Hanson, *Solving least squares problems*. SIAM, 1995.
- [16] A. Reiszadeh, A. Mokhtari, H. Hassani, A. Jadbabaie, and R. Pedarsani, “Fedpaq: A communication-efficient federated learning method with periodic averaging and quantization,” in *Proc. International Conference on Artificial Intelligence and Statistics*, virtual, August 2020.
- [17] G. Zhu, Y. Du, D. Gündüz, and K. Huang, “One-bit over-the-air aggregation for communication-efficient federated edge learning: Design and convergence analysis,” *IEEE Transactions on Wireless Communications*, November 2020, doi:10.1109/TWC.2020.3039309.
- [18] R. Bonghi, “Jetson stats,” https://github.com/rbonghi/jetson_stats, accessed March, 2021.
- [19] H. Wang, Z. Kaplan, D. Niu, and B. Li, “Optimizing federated learning on non-iid data with reinforcement learning,” in *Proc. IEEE Conference on Computer Communications (INFOCOM)*, Toronto, Canada, July 2020.
- [20] D. Shi, L. Li, R. Chen, P. Prakash, M. Pan, and Y. Fang, “Towards energy efficient federated learning over 5g+ mobile devices,” *accepted by IEEE Wireless Communications*, 2021.
- [21] S. U. Stich, J.-B. Cordonnier, and M. Jaggi, “Sparsified sgd with memory,” in *Proc. of Advances in Neural Information Processing Systems*, Montréal, Canada, December 2018.
- [22] D. Alistarh, T. Hoeffler, M. Johansson, N. Konstantinov, S. Khirirat, and C. Renggli, “The convergence of sparsified gradient methods,” in *Proc. of Advances in Neural Information Processing Systems*, Montréal, Canada, December 2018.
- [23] D. Alistarh, D. Grubic, J. Li, R. Tomioka, and M. Vojnovic, “Qsgd: Communication-efficient SGD via gradient quantization and encoding,” in *Proc. of Advances in Neural Information Processing Systems (NIPS)*, Long Beach, CA, December 2017.
- [24] H. Tang, S. Gan, C. Zhang, T. Zhang, and J. Liu, “Communication compression for decentralized training,” in *Proc. of Advances in Neural Information Processing Systems*, Montréal, Canada, December 2018.
- [25] L. Li, D. Shi, R. Hou, H. Li, M. Pan, and Z. Han, “To talk or to work: Flexible communication compression for energy efficient federated learning over heterogeneous mobile edge devices,” in *Proc. IEEE International Conference on Computer Communications (INFOCOM)*, Virtual Conference, May 2021.
- [26] F. Fu, Y. Hu, Y. He, J. Jiang, Y. Shao, C. Zhang, and B. Cui, “Don’t waste your bits! squeeze activations and gradients for deep neural networks via tynyscript,” in *Proc. International Conference on Machine Learning*. virtual: PMLR, July 2020, pp. 3304–3314.
- [27] G. Zhu, Y. Wang, and K. Huang, “Broadband analog aggregation for low-latency federated edge learning,” *IEEE Transactions on Wireless Communications*, vol. 19, no. 1, pp. 491–506, October 2020.
- [28] X. Cao, G. Zhu, J. Xu, and K. Huang, “Optimized power control for over-the-air computation in fading channels,” *IEEE Transactions on Wireless Communications*, vol. 19, no. 11, pp. 7498–7513, August 2020.
- [29] M. M. Amiri and D. Gündüz, “Federated learning over wireless fading channels,” *IEEE Transactions on Wireless Communications*, vol. 19, no. 5, pp. 3546–3557, February 2020.

APPENDIX

A. Proof of Theorem 1

Consider a non-convex FL model setting. Under the L-smoothness assumption of the global objective with the expectation taken, we have

$$\begin{aligned} & \mathbb{E} \left[\mathbb{E}_Q \left[\mathbb{E}_{\text{Air}} \left[f(\mathbf{w}^{r+1}) - f(\mathbf{w}^r) \right] \right] \right] \\ & \leq -\theta\eta \mathbb{E} \left[\mathbb{E}_Q \left[\mathbb{E}_{\text{Air}} \left[\langle \nabla f^r, \nabla F_Q^r \rangle \right] \right] \right] + \frac{\theta^2 \eta^2 L}{2} \mathbb{E} \left[\mathbb{E}_Q \left[\mathbb{E}_{\text{Air}} \left[\|\nabla F_Q^r\|^2 \right] \right] \right], \end{aligned} \quad (32)$$

where we take the expectation over the sampling and operations. Next, the following lemmas are proposed to bound terms in the above inequality.

Lemma 2. *The inner product between the stochastic gradient ∇F_Q^r and full batch gradient ∇f^r can be bounded as*

$$\begin{aligned} \mathbb{E}_{\xi^{(r)}} \mathbb{E}_Q \mathbb{E}_{\text{Air}} \left[\langle \nabla f^r, \nabla F_Q^r \rangle \right] &= \mathbb{E}_{\xi^{(r)}} \left[\left\langle \nabla f^r, \frac{1}{K} \sum_{k=1}^K \sum_{h=0}^{H-1} \nabla F_k^{r,h} \right\rangle \right] \\ &\leq \frac{1}{2K} \sum_{k=1}^K \sum_{h=0}^H \left[-\|\nabla f^r\|_2^2 - \|\nabla f_k^{r,h}\|_2^2 + L^2 \|\mathbf{w}^r - \mathbf{w}_k^{r,h}\|_2^2 \right]. \end{aligned} \quad (33)$$

Here, we set $\nabla F_k^r = \sum_{h=0}^{H-1} \nabla F_k^{r,h}$ and $\nabla F_{k,Q}^r = Q \left(\sum_{h=0}^{H-1} \nabla F_k^{(h,r)} \right)$. We further define $\nabla F_Q^r = \text{Air}_{\mathcal{K}} \left(Q \left(\sum_{h=0}^{H-1} \nabla F_k^{r,h} \right) \right)$.

Lemma 3. *Similar to the Lemma D.3 in [11], we can bound the distance between the global model and the local model at r -th communication round under Assumption 2 as follows:*

$$\mathbb{E} \left[\|\mathbf{w}^r - \mathbf{w}_k^{r,h}\|_2^2 \right] \leq \eta^2 H \sigma^2 + \eta^2 \sum_{h=0}^{H-1} H \|\nabla f_k^{r,h}\|_2^2 \quad (34)$$

Lemma 4. *The last term in (32) can be calculated as*

$$\begin{aligned} & \mathbb{E}_{\xi^{(r)}} \mathbb{E}_Q \mathbb{E}_{\text{Air}} \left[\left\| \text{Air}_{\mathcal{K}} \left(Q \left(\sum_{h=0}^{H-1} \nabla F_k^{r,h} \right) \right) \right\|^2 \right] \leq \frac{\sigma_z^2}{K^2 p_b^2} \\ & + \sum_{k=1}^K \frac{q + p_b}{K^2 p_b} \text{Var}(\nabla F_k^r) + \sum_{k=1}^K \frac{q(2 - p_b) + K p_b}{K^2 p_b} \|\nabla f_k^r\|^2 \end{aligned} \quad (35)$$

Proof.

$$\begin{aligned}
& \mathbb{E}_{\xi^{(r)}} \mathbb{E}_Q \mathbb{E}_{Air} \left[\left\| Air_{\mathcal{K}} \left(Q \left(\sum_{h=0}^{H-1} \nabla F_k^{r,h} \right) \right) \right\|^2 \right] \\
&= \mathbb{E}_{\xi^{(r)}, Q} \left[\frac{1}{K^2} \left(\left\| \sum_{k=1}^K \nabla F_{k,Q}^{r,r} \right\|^2 + \left(\frac{1}{p_b} - 1 \right) \sum_{k=1}^K \left\| \nabla F_{k,Q}^{r,r} \right\|^2 \right) + \frac{\sigma_z^2}{K^2 p_b^2} \right] \\
&= \mathbb{E}_{\xi^{(r)}} \left[\mathbb{E}_Q \left[\left\| \frac{1}{K} \sum_{k=1}^K \nabla F_{k,Q}^{r,r} \right\|^2 + \frac{1}{K^2} \left(\frac{1}{p_b} - 1 \right) \sum_{k=1}^K \left\| \nabla F_{k,Q}^{r,r} \right\|^2 \right] \right] + \frac{\sigma_z^2}{K^2 p_b^2} \\
&= \mathbb{E}_{\xi^{(r)}} \left[\mathbb{E}_Q \left[\frac{1}{K^2} \sum_{k=1}^K \left[\left\| \nabla F_{k,Q}^{r,r} - \nabla F_k^{r,r} \right\|^2 \right] + \left\| \frac{1}{K} \sum_{k=1}^K \nabla F_k^{r,r} \right\|^2 \right] \right] + \\
& \quad \mathbb{E}_{\xi^{(r)}} \left[\frac{1}{K^2} \left(\frac{1}{p_b} - 1 \right) \sum_{k=1}^K \left(\mathbb{E}_Q \left[\left\| \nabla F_{k,Q}^{r,r} - \nabla F_k^{r,r} \right\|^2 \right] + \left\| \nabla F_k^{r,r} \right\|^2 \right) \right] + \frac{\sigma_z^2}{K^2 p_b^2} \\
&= \mathbb{E}_{\xi^{(r)}} \left[\mathbb{E}_Q \left[\frac{1}{K^2 p_b} \sum_{k=1}^K \left[\left\| \nabla F_{k,Q}^{r,r} - \nabla F_k^{r,r} \right\|^2 \right] + \left\| \frac{1}{K} \sum_{k=1}^K \nabla F_k^{r,r} \right\|^2 + \frac{1}{K} \left(\frac{1}{p_b} - 1 \right) \sum_{k=1}^K \left\| \nabla F_k^{r,r} \right\|^2 \right] \right] + \frac{\sigma_z^2}{K^2 p_b^2} \\
&\leq \mathbb{E}_{\xi^{(r)}} \left[\sum_{k=1}^K \frac{q}{K^2 p} \left\| \nabla F_k^{r,r} \right\|^2 + \left\| \frac{1}{K} \sum_{k=1}^K \nabla F_k^{r,r} \right\|^2 + \frac{1}{K} \left(\frac{1}{p_b} - 1 \right) \sum_{k=1}^K \left\| \nabla F_k^{r,r} \right\|^2 \right] + \frac{\sigma_z^2}{K^2 p_b^2} \\
&= \sum_{k=1}^K \frac{q}{K^2 p_b} \left[\text{Var}(\nabla F_k^{r,r}) + \left\| \nabla f_k^{r,r} \right\|^2 \right] + \left[\frac{1}{K^2} \sum_{k=1}^K \text{Var}(\nabla F_k^{r,r}) + \left\| \frac{1}{K} \sum_{k=1}^K \nabla f_k^{r,r} \right\|^2 \right] + \\
& \quad \frac{1}{K} \left(\frac{1}{p_b} - 1 \right) \sum_{k=1}^K \left\| \nabla f_k^{r,r} \right\|^2 + \frac{\sigma_z^2}{K^2 p_b^2} \\
&\leq \sum_{k=1}^K \frac{q + p_b}{K^2 p_b} \text{Var}(\nabla F_k^{r,r}) + \sum_{k=1}^K \frac{q(2 - p_b) + K p_b}{K^2 p_b} \left\| \nabla f_k^{r,r} \right\|^2 + \frac{\sigma_z^2}{K^2 p_b^2}
\end{aligned} \tag{36}$$

□

According to Assumption 2, we have $\text{Var}(\nabla F_k^{r,r}) \leq H \sigma^2$. We further have $\left\| \nabla f_k^{r,r} \right\|^2 = \left\| \sum_{h=0}^{H-1} \nabla f_k^{r,h} \right\|^2 \leq H \sum_{h=0}^{H-1} \left\| \nabla f_k^{r,h} \right\|^2$. Therefore, we have

$$\begin{aligned}
& \mathbb{E}_{\xi^{(r)}} \mathbb{E}_Q \mathbb{E}_{Air} \left[\left\| Air_{\mathcal{K}} \left(Q \left(\sum_{h=0}^{H-1} \nabla F_k^{r,h} \right) \right) \right\|^2 \right] \\
&\leq \frac{q + p_b}{K p_b} H \sigma^2 + H \frac{q(2 - p_b) + K p_b}{K^2 p_b} \sum_{k=1}^K \sum_{h=0}^H \left\| \nabla f_k^{r,h} \right\|^2 + \frac{\sigma_z^2}{K^2 p_b^2}
\end{aligned} \tag{37}$$

Therefore, by integrating Lemma 2, 3, and 4 into (32), we will have:

$$\begin{aligned}
& \mathbb{E} \left[\mathbb{E}_Q \left[\mathbb{E}_{\text{Air}} \left[f(\mathbf{w}^{r+1}) - f(\mathbf{w}^r) \right] \right] \right] \\
& \leq \frac{\eta\theta}{2K} \sum_{k=1}^K \sum_{h=0}^H \left[-\|\nabla f^r\|_2^2 - \|\nabla f_k^{r,h}\|_2^2 + L^2\eta^2 H \left[\sigma^2 + H\|\nabla f_k^{r,h}\|_2^2 \right] \right] + \\
& \quad \frac{(q+p_b)\theta^2\eta^2 L}{2Kp_b} H\sigma^2 + HL\theta^2\eta^2 \frac{q(2-p_b) + Kp_b}{2K^2p_b} \sum_{k=1}^K \sum_{h=0}^H \|\nabla f_k^{r,h}\|_2^2 + \frac{\theta^2\eta^2\sigma_z^2 L}{2K^2p_b^2} \\
& = -\frac{\eta\theta H}{2} \|\nabla f^r\|_2^2 - \frac{\eta\theta}{2K} \left(1 - L^2\eta^2 H^2 - HL\theta\eta \frac{q(2-p_b) + Kp_b}{Kp_b} \right) \sum_{k=1}^K \sum_{h=0}^H \|\nabla f_k^{r,h}\|_2^2 \\
& \quad + \frac{\theta\eta^2 LH}{2K} \left(\eta LHK + \frac{(p_b+q)\theta}{p_b} \right) \sigma^2 + \frac{\theta^2\eta^2\sigma_z^2 L}{2K^2p_b^2}
\end{aligned} \tag{38}$$

If we set $1 - L^2\eta^2 H^2 - HL\theta\eta \frac{q(2-p_b) + Kp_b}{Kp_b} \geq 0$, we can get

$$\begin{aligned}
& \mathbb{E} \left[\mathbb{E}_Q \left[\mathbb{E}_{\text{Air}} \left[f(\mathbf{w}^{r+1}) - f(\mathbf{w}^r) \right] \right] \right] \leq -\frac{\eta\theta H}{2} \|\nabla f^r\|_2^2 \\
& \quad + \frac{\theta\eta^2 LH}{2K} \left(\eta LHK + \frac{(p_b+q)\theta}{p_b} \right) \sigma^2 + \frac{\theta^2\eta^2\sigma_z^2 L}{2K^2p_b^2}
\end{aligned} \tag{39}$$

Next, we sum up the above equation over all R communication rounds and get

$$\begin{aligned}
& \frac{1}{R} \sum_{r=0}^{R-1} \|\nabla f^r\|_2^2 \leq \frac{2(f(\mathbf{w}^0) - f(\mathbf{w}^*))}{\eta\theta HR} \\
& \quad + \frac{\eta L}{K} \left(\eta LHK + \frac{(p_b+q)\theta}{p_b} \right) \sigma^2 + \frac{\theta\eta L}{HK^2p_b^2} \sigma_z^2 \\
& = \frac{2(f(\mathbf{w}^0) - f(\mathbf{w}^*))}{\eta\theta HR} + \frac{\eta\theta L}{K} \frac{(p_b+q)}{p_b} \sigma^2 + \eta^2 L^2 H \sigma^2 + \frac{\theta\eta L \sigma_z^2}{HK^2p_b^2}
\end{aligned} \tag{40}$$

B. Proof of the convexity of Θ_1 and Θ_2

The second-order partial derivative of functions Θ_1 and Θ_2 can be calculated as:

$$\begin{aligned}
\frac{\partial \Theta_1}{\partial p_b} &= -\frac{A_0 q}{p_b^2 H} - \frac{B_0 q}{2p_b^{\frac{3}{2}} H^{\frac{1}{2}} (p_b + q)^{\frac{1}{2}}} \\
\frac{\partial^2 \Theta_1}{\partial p_b^2} &= \frac{2q \left(A_0 \sqrt{H} (q\sqrt{p_b} + p_b^{3/2}) \sqrt{p_b + q} + \frac{1}{2} H p_b B_0 (p_b + \frac{3}{4}q) \right)}{H^{3/2} p_b^{7/2} (p_b + q)^{3/2}} \\
\frac{\partial^2 \Theta_1}{\partial p_b \partial H} &= \frac{q \left(A_0 \sqrt{p_b} \sqrt{H} \sqrt{p_b + q} + \frac{1}{4} B_0 p_b H \right)}{H^{5/2} \sqrt{p_b + q} p_b^{5/2}} \\
\frac{\partial \Theta_1}{\partial H} &= -\frac{A_0 (p_b + q)}{p_b H^2} - \frac{1}{2} \frac{B_0 \sqrt{p_b + q} p_b}{(p_b H)^{3/2}} \\
\frac{\partial^2 \Theta_1}{\partial H^2} &= \frac{2 \left(A_0 (p_b + q) \sqrt{p_b H} + \frac{3}{8} B_0 \sqrt{p_b + q} p_b H \right)}{\sqrt{p_b H} p_b H^3} \\
\frac{\partial^2 \Theta_1}{\partial H \partial p_b} &= \frac{1}{4} \frac{q(4A_0 \sqrt{p_b + q} \sqrt{p_b H} + B_0 p_b H)}{p_b^2 H^2 \sqrt{p_b + q} \sqrt{p_b H}} \\
\frac{\partial^2 \Theta_2}{\partial p_b^2} &= \lambda \frac{\ln^2 p_b - 3 \ln p_b + 1}{p_b \ln^2 p_b (\ln p_b - 1)^2} T^{comm} \\
\frac{\partial^2 \Theta_2}{\partial H^2} &= \frac{\partial^2 \Theta_2}{\partial H \partial p_b} = \frac{\partial^2 \Theta_2}{\partial p_b \partial H} = 0
\end{aligned} \tag{41}$$

We further have $\frac{\partial^2 \Theta_1}{\partial p_b^2} \geq 0$ and $\frac{\partial^2 \Theta_1}{\partial p_b^2} \times \frac{\partial^2 \Theta_1}{\partial H^2} - \frac{\partial^2 \Theta_1}{\partial p_b \partial H} \times \frac{\partial^2 \Theta_1}{\partial H \partial p_b} \geq 0$. Thus, both function $\Theta_1(\phi)$ and $\Theta_2(\phi)$ are positive and convex.

The Hessian matrix of the function Θ_1 can be described as $\begin{bmatrix} \frac{\partial^2 \Theta_1}{\partial p_b^2} & \frac{\partial^2 \Theta_1}{\partial p_b \partial H} \\ \frac{\partial^2 \Theta_1}{\partial H \partial p_b} & \frac{\partial^2 \Theta_1}{\partial H^2} \end{bmatrix}$, where we can find

that both $\frac{\partial^2 \Theta_1}{\partial p_b^2}$ and $\begin{vmatrix} \frac{\partial^2 \Theta_1}{\partial p_b^2} & \frac{\partial^2 \Theta_1}{\partial p_b \partial H} \\ \frac{\partial^2 \Theta_1}{\partial H \partial p_b} & \frac{\partial^2 \Theta_1}{\partial H^2} \end{vmatrix}$ are positive. In addition, the Hessian matrix of the function Θ_1 is positive-definite, and we can also easily obtain that the Hessian matrix of the function Θ_2 is positive semi-definite. Therefore, both function $\Theta_1(\phi)$ and $\Theta_2(\phi)$ are positive and convex.