

Outage Analysis on Type I HARQ over Time-Correlated Rayleigh Fading Channels

Zheng Shi, Shaodan Ma, and Kam-Weng Tam

Department of Electrical and Computer Engineering, University of Macau, Macau

Abstract—This paper analyzes Type I hybrid automatic repeat request (HARQ) over time-correlated Rayleigh fading channels. Due to the presence of channel time correlation, the analysis is more challenging than the prior analysis in the literature. Outage probability is first derived as a weighted sum of joint CDF of multiple independent Gamma random variables based on an infinite series representation. A truncation method is proposed for efficient computation of the outage probability and it is proved that the truncation error decreases exponentially with the truncation order. Asymptotic outage probability is then derived in a simple form, with which the impacts of packet transmission rate, transmit power and channel time correlation could be decoupled and analyzed clearly. Based on the asymptotic outage probability, diversity order of HARQ is also analyzed. It is found that full diversity can be achieved even under time correlated fading channels and the time correlation of the channels has negative effect on the outage probability under high signal-to-noise ratio (SNR). Finally, our analytical results are validated by Monte-Carlo simulations.

Keywords—Hybrid automatic repeat request, time correlation, Rayleigh fading, asymptotic analysis.

I. INTRODUCTION

Hybrid automatic repeat request (HARQ) is a reliable and powerful technique to combat the detrimental effect of fading and noisy channels by using the combination of forward error correction code (FEC) and automatic repeat request (ARQ). There are two kinds of HARQ schemes, i.e., Type I HARQ and HARQ with soft combining [1]. For Type I HARQ, the erroneously received packets are discarded when retransmissions are requested, while for the other kind of HARQ, those erroneously received packets are stored in a buffer memory for joint decoding with subsequent received packets from retransmissions. Based on the decoding approaches adopted, HARQ with soft combining is further classified into two types, i.e., HARQ with chase combining (HARQ-CC) and HARQ with incremental redundancy (HARQ-IR). Although Type I HARQ performs worse than HARQ with soft combining, it has lower decoding complexity and requires less memory. It still has quite a lot of applications in practice. We thus put our focus on the analysis of Type I HARQ.

Most of the prior analyses in the literature consider either quasi-static fading channels (fully correlated fading channels) [2] or independent fading channels [3]–[5]. To be specific, in [2], packets in all HARQ rounds are assumed to experience an identical channel realization, and the average throughput of Type I HARQ is optimized through power allocation among retransmissions. Unlike [2], independent Rayleigh fading channels are considered in [3], and the throughput of Type I HARQ is analyzed. Considering the same independent fading channels

as [3], a systematic approach with adaptive modulation and coding is proposed to maximize the throughput for Type I HARQ in [4]. Moreover, MIMO systems with Type-I HARQ are investigated over independent fading channels in [5]. An optimal power allocation solution is derived in closed-form to minimize the asymptotic outage probability given an average power constraint.

Except the above two types of fading channels, another general channel model is time correlated fading channel, which usually occurs when the transceiver has low-to-medium mobility [6], [7]. In [6], [7], the time correlation among fading channels is considered in the analysis of HARQ-CC. The most fundamental metric, outage probability, is analyzed by using approximations. However, it is hard to extract meaningful insight of time correlation and other parameters from the complicated expression of the outage probability.

Considering the wide occurrence of time correlated fading channels, we analyze Type I HARQ over time-correlated Rayleigh fading channels in this paper. The fading channels are modeled as a multivariate Rayleigh distribution with exponential correlation. The outage probability is first derived as a weighted sum of joint CDF of multiple independent Gamma random variables (RVs) based on an infinite series representation. For efficient computation of the outage probability, a truncation method is proposed and it is proved that the truncation error decreases exponentially with the truncation order. To extract meaningful insight, asymptotic outage probability is then derived in a simple form, with which the impacts of packet transmission rate, transmit power and channel time correlation could be decoupled and analyzed clearly. The result of asymptotic outage probability also enables the analysis of diversity order. It is found that full diversity can be achieved even under time correlated fading channels and the time correlation of the channels has negative effect on the outage probability under high signal-to-noise ratio (SNR). Finally, our analytical results are validated by Monte-Carlo simulations. Our analysis could thus serve a solid foundation for system design and optimization.

The remainder of this paper is organized as follows. In Section II, the system model is introduced. Outage analysis is conducted and the asymptotic result is derived in Section III. Numerical results are then presented for validations and discussions in Section IV. Finally, Section V concludes this paper.

II. SYSTEM MODEL

This paper considers a point-to-point Type I HARQ system operating over time-correlated Rayleigh fading channels. Each

message comprises b bits of information. For reliable transmission, the b bits information is encoded by a channel encoder at a rate of R . Following Type I HARQ protocol, the same encoded packet is repetitively transmitted to the destination in multiple HARQ rounds until an acknowledgement (ACK) of successful reception is received from the destination or the maximum number of transmissions is reached. At the destination, signal detection is performed based on the received signal on current HARQ round. If the detection is failed, the destination would discard the received signal and feed back a negative acknowledge (NACK) to request a retransmission to the source.

Denote the encoded message with unit mean power as x . At the k th HARQ round, the encoded message is transmitted with a power of P_k through a noisy time-correlated Rayleigh fading channel. The received signal at the destination in the k th HARQ round is then written as

$$y_k = \sqrt{P_k} h_k x + n_k, \quad 1 \leq k \leq K, \quad (1)$$

where K denotes the maximum number of transmissions, n_k refers to complex Gaussian white noise with zero mean and unit variance, i.e., $n_k \sim \mathcal{CN}(0, 1)$, and h_k denotes Rayleigh fading channel coefficient. In this paper, time-correlated Rayleigh fading channel is considered and the channel coefficient h_k is generally modeled as a multivariate Rayleigh distribution with exponential correlation, such that

$$h_k = \rho^{k+\delta-1} \sigma_k h_0 + \sqrt{1 - \rho^{2(k+\delta-1)}} \sigma_k w_k, \quad 1 \leq k \leq K, \delta > 0, \quad (2)$$

where ρ and δ denote the time correlation and the channel feedback delay, respectively, and h_0, w_1, \dots, w_K follow independent and identical complex Gaussian distributions with zero mean and unit variance, i.e., $h_0, w_1, \dots, w_K \sim \mathcal{CN}(0, 1)$ and the average channel power gain $|h_k|^2$ is $\mathbb{E}(|h_k|^2) = \sigma_k^2$. As derived in [8], the joint PDF of the channel amplitudes $|h_1|, \dots, |h_K|$ is given by

$$f_{|h_1|, \dots, |h_K|}(x_1, \dots, x_K) = \int_0^\infty e^{-t} \prod_{k=1}^K \frac{x_k}{\sigma_k^2 \left(\frac{1 - \rho^{2(k+\delta-1)}}{2} \right)} \times e^{-\frac{x_k^2 + \sigma_k^2 \rho^{2(k+\delta-1)} t}{\sigma_k^2 (1 - \rho^{2(k+\delta-1)})}} I_0 \left(\frac{x_k \sqrt{t \sigma_k^2 \rho^{2(k+\delta-1)}}}{\sigma_k^2 \left(\frac{1 - \rho^{2(k+\delta-1)}}{2} \right)} \right) dt, \quad 0 \leq \rho < 1. \quad (3)$$

At the destination, the received signal-to-noise ratio (SNR) in the k th HARQ round is therefore given as

$$\gamma_k = P_k |h_k|^2. \quad (4)$$

Due to the time correlation among the channel coefficients h_k , the received SNRs are correlated among multiple HARQ rounds, which then complicates the analysis as shown in the following section.

III. OUTAGE ANALYSIS

With Type I HARQ, outage may still occur when the transmissions in all HARQ rounds fail. The outage probability can then be written from information theoretical perspective as [2], [3]

$$\mathcal{P}_{out}(K) = \Pr(I_1 < R, \dots, I_K < R) \quad (5)$$

where I_k represents the mutual information in the k th HARQ round and is given as $I_k = \log_2(1 + \gamma_k)$. Substituting the definition of I_k into (5), the outage probability can be further written as

$$\begin{aligned} \mathcal{P}_{out}(K) &= \Pr(\gamma_1 < 2^R - 1, \dots, \gamma_K < 2^R - 1) \\ &= F_{\gamma_1, \dots, \gamma_K}(2^R - 1, \dots, 2^R - 1) \end{aligned} \quad (6)$$

where $F_{\gamma_1, \dots, \gamma_K}(\cdot)$ denotes the joint CDF of SNRs $\gamma_1, \dots, \gamma_K$. Clearly, the joint CDF $F_{\gamma_1, \dots, \gamma_K}(\cdot)$ should be derived to obtain $\mathcal{P}_{out}(K)$.

A. Series representation of $\mathcal{P}_{out}(K)$

To derive $F_{\gamma_1, \dots, \gamma_K}(\cdot)$, the joint PDF $f_{\gamma_1, \dots, \gamma_K}(\cdot)$ with respect to $\gamma_1, \dots, \gamma_K$ is first derived in the following lemma.

Lemma 1. Given $\gamma_k = P_k |h_k|^2$, the joint PDF of SNRs $\gamma_1, \dots, \gamma_K$ is given by

$$f_{\gamma_1, \dots, \gamma_K}(r_1, \dots, r_K) = \int_0^\infty e^{-t} \prod_{k=1}^K \frac{1}{P_k \sigma_k^2 (1 - \rho^{2(k+\delta-1)})} \times e^{-\frac{r_k + P_k \sigma_k^2 \rho^{2(k+\delta-1)} t}{P_k \sigma_k^2 (1 - \rho^{2(k+\delta-1)})}} {}_0F_1 \left(; 1; \frac{\rho^{2(k+\delta-1)} t r_k}{P_k \sigma_k^2 (1 - \rho^{2(k+\delta-1)})^2} \right) dt \quad (7)$$

where ${}_0F_1(\cdot)$ denotes the confluent hypergeometric limit function.

Proof: By substituting the identity $I_{m-1}(x) = \frac{(\frac{x}{2})^{m-1}}{\Gamma(m)} {}_0F_1 \left(; m; \left(\frac{x}{2}\right)^2 \right)$ [9, Eq. 10.39.9] into (3), and then applying Jacobian transformation as $\gamma_k = P_k |h_k|^2$, the lemma holds after some algebraic manipulations. ■

By using Lemma 1, the joint CDF of SNRs $\gamma_1, \dots, \gamma_K$ can then be derived in the following theorem.

Theorem 1. The CDF of $F_{\gamma_1, \dots, \gamma_K}(z_1, \dots, z_K)$ can be written as a weighted sum of joint CDF of K independent Gamma RVs \mathbf{A}_n with parameters $(n_k + 1, P_k \sigma_k^2 (1 - \rho^{2(k+\delta-1)}))$. More precisely,

$$F_{\gamma_1, \dots, \gamma_K}(z_1, \dots, z_K) = \sum_{n_1, \dots, n_K=0}^{\infty} W_n F_{\mathbf{A}_n}(z_1, \dots, z_K) \quad (8)$$

where $\mathbf{n} = [n_1, \dots, n_K]$, the coefficient W_n is given as

$$W_n = \frac{1}{1 + \sum_{k=1}^K \frac{\rho^{2(k+\delta-1)}}{1 - \rho^{2(k+\delta-1)}}} \frac{\left(\sum_{k=1}^K n_k \right)!}{\prod_{k=1}^K n_k!} \prod_{k=1}^K \left(\frac{\frac{\rho^{2(k+\delta-1)}}{1 - \rho^{2(k+\delta-1)}}}{1 + \sum_{k=1}^K \frac{\rho^{2(k+\delta-1)}}{1 - \rho^{2(k+\delta-1)}}} \right)^{n_k} \quad (9)$$

with $\sum_{n_1, \dots, n_K=0}^{\infty} W_n = 1$, and $F_{\mathbf{A}_n}(z_1, \dots, z_K)$ is explicitly expressed as

$$F_{\mathbf{A}_n}(z_1, \dots, z_K) = \prod_{k=1}^K \frac{\Upsilon \left(n_k + 1, \frac{z_k}{P_k \sigma_k^2 (1 - \rho^{2(k+\delta-1)})} \right)}{n_k!} \quad (10)$$

where $\Upsilon(\cdot)$ is incomplete Gamma function.

Proof: Please see Appendix A. \blacksquare

Clearly from Theorem 1, the joint distribution of correlated RVs $\gamma_1, \dots, \gamma_K$ can be expressed as a mixture of K independent Gamma RVs. Hereby, by putting (8) into (6), the outage probability $\mathcal{P}_{out}(K)$ is given by

$$\mathcal{P}_{out}(K) = \sum_{n_1, \dots, n_K=0}^{\infty} W_{\mathbf{n}} F_{\mathbf{A}_{\mathbf{n}}}(2^R - 1, \dots, 2^R - 1) \quad (11)$$

B. Computation of $\mathcal{P}_{out}(K)$

As shown in (11), the outage probability is expressed as the sum of infinite series. It is hard to compute in practice. Here we propose an efficient truncation method to compute the outage probability with high accuracy. After truncation, the outage probability can be written as

$$\tilde{\mathcal{P}}_{out}(K) = \sum_{t=0}^N \sum_{n_1 + \dots + n_K = t} W_{\mathbf{n}} F_{\mathbf{A}_{\mathbf{n}}}(2^R - 1, \dots, 2^R - 1) \quad (12)$$

where N is the truncation order. It follows the truncation error as

$$\begin{aligned} \varepsilon &= \mathcal{P}_{out}(K) - \tilde{\mathcal{P}}_{out}(K) \\ &= \sum_{t=N+1}^{\infty} \sum_{n_1 + \dots + n_K = t} W_{\mathbf{n}} F_{\mathbf{A}_{\mathbf{n}}}(2^R - 1, \dots, 2^R - 1). \end{aligned} \quad (13)$$

It is upper bounded by

$$\varepsilon \leq \sup_{\sum_{k=1}^K n_k > N} (F_{\mathbf{A}_{\mathbf{n}}}(2^R - 1, \dots, 2^R - 1)) \sum_{t=N+1}^{\infty} \sum_{n_1 + \dots + n_K = t} W_{\mathbf{n}} \frac{F_{\mathbf{A}_{\mathbf{n}}}(2^R - 1, \dots, 2^R - 1)}{F_{\mathbf{A}_{\mathbf{0}}}(2^R - 1, \dots, 2^R - 1)} = o(P_T^{-0.5}), \mathbf{n} \neq \mathbf{0}, \quad (14)$$

Since $F_{\mathbf{A}_{\mathbf{n}}}(2^R - 1, \dots, 2^R - 1) \leq 1$, putting (9) into (14) gives

$$\begin{aligned} \varepsilon &\leq \frac{1}{1 + \sum_{k=1}^K \frac{\rho^{2(k+\delta-1)}}{1 - \rho^{2(k+\delta-1)}}} \times \\ &\sum_{t=N+1}^{\infty} \sum_{n_1 + \dots + n_K = t} \frac{t!}{\prod_{k=1}^K n_k!} \prod_{k=1}^K \left(\frac{\frac{\rho^{2(k+\delta-1)}}{1 - \rho^{2(k+\delta-1)}}}{1 + \sum_{k=1}^K \frac{\rho^{2(k+\delta-1)}}{1 - \rho^{2(k+\delta-1)}}} \right)^{n_k} \\ &= \frac{1}{1 + \sum_{k=1}^K \frac{\rho^{2(k+\delta-1)}}{1 - \rho^{2(k+\delta-1)}}} \sum_{t=N+1}^{\infty} \left(\sum_{k=1}^K \frac{\frac{\rho^{2(k+\delta-1)}}{1 - \rho^{2(k+\delta-1)}}}{1 + \sum_{k=1}^K \frac{\rho^{2(k+\delta-1)}}{1 - \rho^{2(k+\delta-1)}}} \right)^t \\ &= \left(\frac{\sum_{k=1}^K \frac{\rho^{2(k+\delta-1)}}{1 - \rho^{2(k+\delta-1)}}}{1 + \sum_{k=1}^K \frac{\rho^{2(k+\delta-1)}}{1 - \rho^{2(k+\delta-1)}}} \right)^{N+1} \end{aligned} \quad (15)$$

where the first equality holds by using multinomial expansion. From (15), it is found that the upper bound of the truncation error decreases exponentially as N increases, which demonstrates the effectiveness of the truncation method.

C. Asymptotic analysis

With the complicated expressions in (11) and (12), little insight on the outage probability could be found. To better investigate the system behavior, asymptotic analysis under high SNR regime is thus of great importance to extract meaningful insight. To facilitate the analysis, we define $P_k = p_k P_T$. Under high SNR regime $P_T \rightarrow \infty$, asymptotic outage probability, diversity order and the impact of time correlation will be studied in the following.

1) *Asymptotic Outage Probability:* With (11), the outage probability can be written as

$$\begin{aligned} \mathcal{P}_{out}(K) &= W_{\mathbf{0}} F_{\mathbf{A}_{\mathbf{0}}}(2^R - 1, \dots, 2^R - 1) \\ &\times \left(1 + \frac{1}{W_{\mathbf{0}}} \sum_{\mathbf{n} \neq \mathbf{0}} W_{\mathbf{n}} \frac{F_{\mathbf{A}_{\mathbf{n}}}(2^R - 1, \dots, 2^R - 1)}{F_{\mathbf{A}_{\mathbf{0}}}(2^R - 1, \dots, 2^R - 1)} \right) \end{aligned} \quad (16)$$

From the definition of $F_{\mathbf{A}_{\mathbf{n}}}(z_1, \dots, z_K)$ in (10), we can find a special property of $F_{\mathbf{A}_{\mathbf{n}}}(z_1, \dots, z_K)$ as follows.

Lemma 2. *The coefficient $F_{\mathbf{A}_{\mathbf{n}}}(z_1, \dots, z_K)$ can be written as*

$$\begin{aligned} F_{\mathbf{A}_{\mathbf{n}}}(z_1, \dots, z_K) &= P_T^{-\sum_{k=1}^K (n_k+1)} \times \\ &\prod_{k=1}^K \frac{\left(\frac{z_k}{p_k \sigma_k^2 (1 - \rho^{2(k+\delta-1)})} \right)^{n_k+1}}{n_k! (n_k+1)} + o\left(P_T^{-\sum_{k=1}^K (n_k+1)} \right) \end{aligned} \quad (17)$$

and it satisfies

$$\frac{F_{\mathbf{A}_{\mathbf{n}}}(2^R - 1, \dots, 2^R - 1)}{F_{\mathbf{A}_{\mathbf{0}}}(2^R - 1, \dots, 2^R - 1)} = o(P_T^{-0.5}), \mathbf{n} \neq \mathbf{0}, \quad (18)$$

where $o(\cdot)$ denotes higher-order infinitesimal.

Proof: Please see Appendix B. \blacksquare

By using the result in Lemma 2, the outage probability(16) under high SNR can be approximated as

$$\begin{aligned} \mathcal{P}_{out}(K) &= W_{\mathbf{0}} F_{\mathbf{A}_{\mathbf{0}}}(2^R - 1, \dots, 2^R - 1) (1 + o(P_T^{-0.5})) \\ &\approx W_{\mathbf{0}} F_{\mathbf{A}_{\mathbf{0}}}(2^R - 1, \dots, 2^R - 1) \end{aligned} \quad (19)$$

Clearly from (19), under high SNR regime, the joint CDF of correlated RVs $\gamma_1, \dots, \gamma_K$ can be approximated as a weighted joint CDF of independent Gamma RVs with parameters $(1, P_k \sigma_k^2 (1 - \rho^{2(k+\delta-1)}))$. With this result, optimal system design for Type I HARQ can be simplified and meaningful insight can be extracted.

By plugging (17) into (19), it follows that

$$\begin{aligned} \mathcal{P}_{out}(K) &= \frac{W_{\mathbf{0}} (2^R - 1)^K}{P_T^K} \prod_{k=1}^K \frac{1}{p_k \sigma_k^2 (1 - \rho^{2(k+\delta-1)})} \\ &\quad + o(P_T^{-K}) \end{aligned} \quad (20)$$

By using (9), the asymptotic outage probability can be finally written as

$$\mathcal{P}_{out}(K) \approx \underbrace{(2^R - 1)^K}_A \underbrace{\prod_{k=1}^K \frac{1}{P_k \sigma_k^2}}_B \underbrace{\frac{1}{\ell(\rho, K)}}_C \quad (21)$$

where $\ell(\rho, K) = \left(1 + \sum_{k=1}^K \frac{\rho^{2(k+\delta-1)}}{1-\rho^{2(k+\delta-1)}}\right) \prod_{k=1}^K (1 - \rho^{2(k+\delta-1)})$. With (21), the effects of coding rate, transmit powers and time correlation can now be clearly seen from the individual terms A, B and C, respectively.

2) *Diversity Order*: The diversity order d is defined as [10], [11]

$$d = - \lim_{P_T \rightarrow \infty} \frac{\ln(\mathcal{P}_{out}(K))}{\ln(P_T)} \quad (22)$$

By using (20), it follows that

$$\begin{aligned} d &= - \lim_{P_T \rightarrow \infty} \frac{\ln\left(\frac{W_0(2^R-1)^K}{P_T^K} \prod_{k=1}^K \frac{1}{p_k \sigma_k^2 (1-\rho^{2(k+\delta-1)})} + o(P_T^{-K})\right)}{\ln(P_T)} \\ &= - \lim_{P_T \rightarrow \infty} \frac{\ln(P_T^{-K})}{\ln(P_T)} - \lim_{P_T \rightarrow \infty} \frac{\ln\left(1 + \frac{o(P_T^{-K})}{P_T^{-K}}\right)}{\ln(P_T)} \\ &= K - \lim_{P_T \rightarrow \infty} \frac{o(P_T^{-K})}{P_T^{-K} \ln(P_T)} = K, \rho \neq 1, \end{aligned} \quad (23)$$

The third equality holds by using the equivalent infinitesimals as $\ln\left(1 + \frac{o(P_T^{-K})}{P_T^{-K}}\right) \sim \frac{o(P_T^{-K})}{P_T^{-K}}$. It is thus proved that the diversity order of Type I HARQ is equal to the number of transmissions K , i.e., full diversity can be achieved even under time-correlated fading channels when $\rho \neq 1$. It is worth noting that the conclusion of full diversity does not hold in the case of fully correlated fading channels, i.e., $\rho = 1$. Under fully correlated fading channels ($\rho = 1$), no time diversity can be achieved from retransmissions and the diversity order reduces to 1.

3) *Impact of Time Correlation*: From (21), the impact of time correlation on outage probability under high SNR regime can be further analyzed from $\ell(\rho, K)$. The result is shown in the following lemma.

Lemma 3. $\ell(\rho, K)$ is a decreasing function with respect to the time correlation coefficient ρ . Specifically, $\ell(\rho, K) \leq \ell(0, K) = 1$.

Proof: Please see Appendix C. ■

Lemma 3 reveals that the the presence of time correlation will degrade the system performance under high SNR regime, that is, it causes the increase of outage probability.

IV. NUMERICAL RESULTS AND DISCUSSIONS

In this section, numerical results are shown to test the accuracy of our outage analysis. In the following, we take systems with $\sigma_1 = \dots = \sigma_K = 1$ and $R = 2$ bps/Hz as examples.

In Fig. 1, the outage probability is plotted against transmit power P_T with $\rho = 0.5$ and $N = 5$. There is a perfect match between Monte Carlo simulation results and analytical results, which demonstrates the correctness of our analysis. Under high SNR regime, four curves coincide well with each other. In addition, it can be readily found that the diversity order is equal to the number of transmissions. For example, for $K = 4$, as the transmit power P_T increases from 20dB

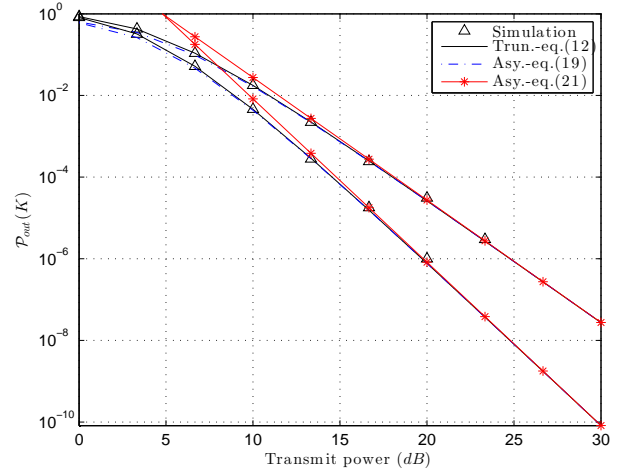


Fig. 1. Outage probability versus transmit power P_T .

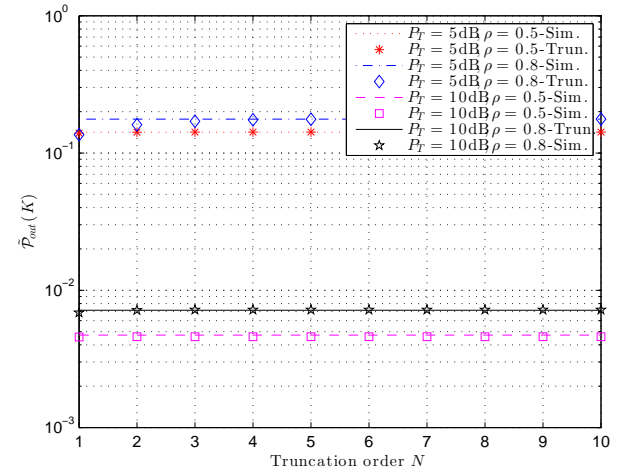


Fig. 2. Effect of truncation order N .

to 30dB, the outage probability reduces from 10^{-6} to 10^{-10} . Thus the diversity order is 4. Furthermore, it can be observed that the increase of the number of transmissions K will cause a significant reduction of outage probability.

To show the effect of truncation order N , the approximated outage probability after truncation $\hat{\mathcal{P}}_{out}(K)$ is plotted versus N with $K = 4$ in Fig. 2. It is readily found that truncation order of $N = 5$ is enough to well approximate $\mathcal{P}_{out}(K)$ with negligible error. In addition, low truncation order N is sufficient to achieve a good approximation of $\mathcal{P}_{out}(K)$ under high SNR regime or low ρ . For example, the truncation order of $N = 2$ can achieve a good approximation when $\rho = 0.5$ or $P_T = 10$ dB.

Fig. 3 shows the impact of time correlation on Type I HARQ. It is readily observed that $\ell(\rho, K)$ decreases with ρ , which reveals that time correlation has negative effect on outage probability under high SNR regime.

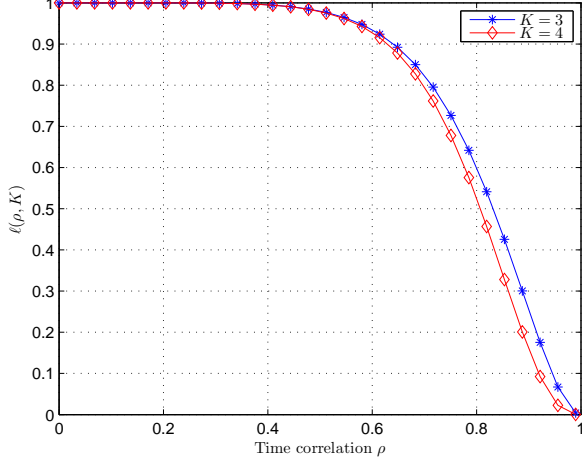


Fig. 3. Impact of time correlation.

V. CONCLUSIONS

Type I HARQ over time correlated Rayleigh fading channels has been particularly analyzed in this paper. Its outage probability has been derived as a weighted sum of joint CDF of independent Gamma RV, which enables an efficient calculation of the outage probability based on truncation. Then asymptotic analysis has also been conducted to extract meaningful insight of various parameters. It has revealed that full diversity can be achieved and time correlation has detrimental impact on system performance.

APPENDIX A PROOF OF THEOREM 1

The joint CDF $F_{\gamma_1, \dots, \gamma_K}(z_1, \dots, z_K)$ can be written as

$$F_{\gamma_1, \dots, \gamma_K}(z_1, \dots, z_K) = \int_0^{z_1} \dots \int_0^{z_K} f_{\gamma_1, \dots, \gamma_K}(r_1, \dots, r_K) dr_1 \dots dr_K \quad (24)$$

It follows from Lemma 1 that

$$F_{\gamma_1, \dots, \gamma_K}(z_1, \dots, z_K) = \int_0^\infty e^{-t} \prod_{k=1}^K \int_0^{z_k} \frac{1}{P_k \sigma_k^2 (1 - \rho^{2(k+\delta-1)})} \times e^{-\frac{r_k + P_k \sigma_k^2 \rho^{2(k+\delta-1)} t}{P_k \sigma_k^2 (1 - \rho^{2(k+\delta-1)})}} {}_0F_1 \left(; 1; \frac{\rho^{2(k+\delta-1)} t r_k}{P_k \sigma_k^2 (1 - \rho^{2(k+\delta-1)})^2} \right) dr_k dt \quad (25)$$

By using the series representation of hypergeometric function [12, Eq. 1.116], (25) can be derived as

$$F_{\gamma_1, \dots, \gamma_K}(z_1, \dots, z_K) = \prod_{k=1}^K \frac{1}{P_k \sigma_k^2 (1 - \rho^{2(k+\delta-1)})} \int_0^\infty e^{-\left(1 + \sum_{k=1}^K \frac{\rho^{2(k+\delta-1)}}{1 - \rho^{2(k+\delta-1)}}\right) t} \times \prod_{k=1}^K \int_0^{z_k} e^{-\frac{r_k}{P_k \sigma_k^2 (1 - \rho^{2(k+\delta-1)})}} \sum_{n_k=0}^\infty \frac{\left(\frac{\rho^{2(k+\delta-1)} t r_k}{P_k \sigma_k^2 (1 - \rho^{2(k+\delta-1)})^2}\right)^{n_k}}{(n_k!)^2} dr_k dt \quad (26)$$

By exchanging the order of summation and multiplication, it yields

$$F_{\gamma_1, \dots, \gamma_K}(z_1, \dots, z_K) = \prod_{k=1}^K \frac{1}{P_k \sigma_k^2 (1 - \rho^{2(k+\delta-1)})} \times \sum_{n_1, \dots, n_K=0}^\infty \prod_{k=1}^K \frac{\left(\frac{\rho^{2(k+\delta-1)}}{P_k \sigma_k^2 (1 - \rho^{2(k+\delta-1)})^2}\right)^{n_k}}{(n_k!)^2} \times \int_0^\infty t^{\sum_{k=1}^K n_k} e^{-\left(1 + \sum_{k=1}^K \frac{\rho^{2(k+\delta-1)}}{1 - \rho^{2(k+\delta-1)}}\right) t} dt \times \prod_{k=1}^K \int_0^{z_k} r_k^{n_k} e^{-\frac{r_k}{P_k \sigma_k^2 (1 - \rho^{2(k+\delta-1)})}} dr_k \quad (27)$$

By using [13, Eqs. 3.381.1, and 3.381.4] and conducting some algebraic manipulations, Theorem 1 directly follows. Moreover, by taking limits of (8) as $z_1, \dots, z_K \rightarrow \infty$, and using $\lim_{z_1, \dots, z_K \rightarrow \infty} F_{\gamma_1, \dots, \gamma_K}(z_1, \dots, z_K) =$

$$\lim_{z_1, \dots, z_K \rightarrow \infty} F_{\mathbf{A}_n}(z_1, \dots, z_K) = 1, \quad \sum_{n_1, \dots, n_K=0}^\infty W_{\mathbf{n}} = 1$$

holds without dispute.

APPENDIX B PROOF OF LEMMA 2

By using [13, Eq. 8.354.1], (10) can be further written as

$$F_{\mathbf{A}_n}(z_1, \dots, z_K) = \prod_{k=1}^K \frac{1}{n_k!} \times \sum_{m_k=0}^\infty \frac{(-1)^{m_k} \left(\frac{z_k}{p_k P_T \sigma_k^2 (1 - \rho^{2(k+\delta-1)})}\right)^{n_k + m_k + 1}}{m_k! (n_k + m_k + 1)} \quad (28)$$

Under high SNR regime, it follows from (28) that

$$F_{\mathbf{A}_n}(z_1, \dots, z_K) = P_T^{-\sum_{k=1}^K (n_k + 1)} \prod_{k=1}^K \frac{\left(\frac{z_k}{p_k \sigma_k^2 (1 - \rho^{2(k+\delta-1)})}\right)^{n_k + 1}}{n_k! (n_k + 1)} + o\left(P_T^{-\sum_{k=1}^K (n_k + 1)}\right) \quad (29)$$

where the notation $o(x)$ defines high order infinitesimal of x , i.e., the ratio $o(x)/x$ approaches to zero as $x \rightarrow 0$. Thus we have

$$\frac{F_{\mathbf{A}_n}(2^R - 1, \dots, 2^R - 1)}{F_{\mathbf{A}_0}(2^R - 1, \dots, 2^R - 1)} = P_T^{-\sum_{k=1}^K n_k} \times \prod_{k=1}^K \frac{\left(\frac{z_k}{p_k \sigma_k^2 (1 - \rho^{2(k+\delta-1)})}\right)^{n_k}}{n_k! (n_k + 1)} + o\left(P_T^{-\sum_{k=1}^K n_k}\right) \quad (30)$$

When $\mathbf{n} \neq \mathbf{0}$, $\sum_{k=1}^K n_k \geq 1$ and it follows that

$$\frac{F_{\mathbf{A}_n}(2^R - 1, \dots, 2^R - 1)}{F_{\mathbf{A}_0}(2^R - 1, \dots, 2^R - 1)} = o(P_T^{-\kappa}), \mathbf{n} \neq \mathbf{0}, \kappa < \sum_{k=1}^K n_k. \quad (31)$$

Thus the lemma holds in the case of $\kappa = 0.5$.

APPENDIX C PROOF OF LEMMA 3

To prove the monotonically increasing of $\ell(\rho, K)$ with respect to ρ , we assume $\Delta\rho > 0$. Then it follows from the definition that

$$\ell(\rho + \Delta\rho, K) = \left(1 + \sum_{k=2}^K \frac{(\rho + \Delta\rho)^{2(k+\delta-1)} (1 - (\rho + \Delta\rho)^{2\delta})}{1 - (\rho + \Delta\rho)^{2(k+\delta-1)}}\right) \times \prod_{k=2}^K (1 - (\rho + \Delta\rho)^{2(k+\delta-1)}) \quad (32)$$

Since $\Delta\rho > 0$, the following inequality holds

$$\ell(\rho + \Delta\rho, K) < \left(1 + \sum_{k=2}^K \frac{(\rho + \Delta\rho)^{2(k+\delta-1)} (1 - \rho^{2\delta})}{1 - (\rho + \Delta\rho)^{2(k+\delta-1)}}\right) \prod_{k=2}^K (1 - (\rho + \Delta\rho)^{2(k+\delta-1)}) \quad (33)$$

Finally, (33) can be rewritten as

$$\ell(\rho + \Delta\rho, K) < \left(1 + \frac{\rho^{2\delta}}{1 - \rho^{2\delta}} + \sum_{k=2}^K \frac{(\rho + \Delta\rho)^{2(k+\delta-1)}}{1 - (\rho + \Delta\rho)^{2(k+\delta-1)}}\right) \times (1 - \rho^{2\delta}) \prod_{k=2}^K (1 - (\rho + \Delta\rho)^{2(k+\delta-1)}) \quad (34)$$

Following the same procedure as (32) - (34), we can prove that

$$\ell(\rho + \Delta\rho, K) < \ell(\rho, K) \quad (35)$$

REFERENCES

- [1] E. Dahlman, S. Parkvall, and J. Skold, *4G: LTE/LTE-advanced for mobile broadband*. Academic press, 2013.
- [2] C. Shen, T. Liu, and M. P. Fitz, "On the average rate performance of hybrid-ARQ in quasi-static fading channels," *IEEE Trans. Commun.*, vol. 57, no. 11, pp. 3339–3352, Nov. 2009.
- [3] G. Caire and D. Tuninetti, "The throughput of hybrid-ARQ protocols for the Gaussian collision channel," *IEEE Trans. Inf. Theory*, vol. 47, no. 5, pp. 1971–1988, Jul. 2001.
- [4] H. Zheng and H. Viswanathan, "Optimizing the ARQ performance in downlink packet data systems with scheduling," *IEEE Trans. Wireless Commun.*, vol. 4, no. 2, pp. 495–506, Mar. 2005.
- [5] T. Chaitanya and T. Le-Ngoc, "Energy-efficient adaptive power allocation for incremental MIMO systems," *IEEE Trans. Veh. Technol.*, 2015.
- [6] S. M. Kim, W. Choi, T. W. Ban, and D. K. Sung, "Optimal rate adaptation for hybrid ARQ in time-correlated Rayleigh fading channels," *IEEE Trans. Wireless Commun.*, vol. 10, no. 3, pp. 968–979, Mar. 2011.
- [7] H. Jin, C. Cho, N.-O. Song, and D. K. Sung, "Optimal rate selection for persistent scheduling with HARQ in time-correlated Nakagami-m fading channels," *IEEE Trans. Wireless Commun.*, vol. 10, no. 2, pp. 637–647, Feb. 2011.
- [8] N. C. Beaulieu and K. T. Hemachandra, "Novel simple representations for Gaussian class multivariate distributions with generalized correlation," *IEEE Trans. Inf. Theory*, vol. 57, no. 12, pp. 8072–8083, Dec. 2011.
- [9] F. W. Olver, *NIST handbook of mathematical functions*. Cambridge University Press, 2010.
- [10] A. Chelli, E. Zedini, M.-S. Alouini, J. Barry, and M. Patzold, "Performance and delay analysis of hybrid ARQ with incremental redundancy over double Rayleigh fading channels," *IEEE Trans. Wireless Commun.*, vol. 13, no. 11, pp. 6245–6258, Nov. 2014.
- [11] L. Zheng and D. N. C. Tse, "Diversity and multiplexing: a fundamental tradeoff in multiple-antenna channels," *IEEE Trans. Inf. Theory*, vol. 49, no. 5, pp. 1073–1096, May 2003.
- [12] A. Mathai, R. K. Saxena, and H. J. Haubold, *The H-function*. Springer, 2009.
- [13] I. S. Gradshteyn, I. M. Ryzhik, A. Jeffrey, D. Zwillinger, and S. Technica, *Table of integrals, series, and products*. Academic press New York, 1965, vol. 6.