

Single-qubit gate teleportation provides a quantum advantage

Libor Caha, Xavier Coiteux-Roy and Robert König

September 29, 2022

Abstract

Gate-teleportation circuits are arguably among the most basic examples of computations believed to provide a quantum computational advantage: In seminal work [23], Terhal and DiVincenzo have shown that these circuits elude simulation by efficient classical algorithms under plausible complexity-theoretic assumptions. Here we consider possibilistic simulation [25], a particularly weak form of this task where the goal is to output any string appearing with non-zero probability in the output distribution of the circuit. We show that even for single-qubit Clifford-gate-teleportation circuits this simulation problem cannot be solved by constant-depth classical circuits with bounded fan-in gates. Our results are unconditional and are obtained by a reduction to the problem of computing the parity, a well-studied problem in classical circuit complexity.

Contents

1	Introduction and main result	2
2	Locality properties of classical circuits	6
2.1	Locality of functions	6
2.2	Locality of circuits	7
2.3	No-signaling features of NC^0 circuits	8
3	Quantum advantage against NC^0	11
3.1	Relating $\text{PSIM}[\text{Telep}]$ to $\text{PSIM}[\text{CliffP}(Q)]$	11
3.1.1	Motivation	12
3.1.2	An algorithm for $\text{PSIM}[\text{CliffP}(Q)]$	13
3.2	From $\text{PSIM}[\text{CliffP}(Q)_L]$ to learning stabilizers of $I_A \otimes (C_L \cdots C_1)\Phi$	19
3.2.1	On the need for possibilistic state tomography	19
3.2.2	Possibilistic state tomography from the magic square	20
3.3	Quantum advantage against NC^0 from $\text{PSIM}[\text{Telep}]$	23
3.3.1	PARITY as a word problem for the Clifford group	23
3.3.2	$\text{PSIM}[\text{Telep}]$ cannot be in NC^0	24
A	$\text{PSIM}[\text{CliffP}(Q)]$ and possibilistic state tomography	25

arXiv:2209.14158v1 [quant-ph] 28 Sep 2022

1 Introduction and main result

A quantum circuit \mathcal{Q} on n qubits takes as input a classical bit string $I = (I_1, \dots, I_m) \in \{0, 1\}^m$. Starting from a product state $|0\rangle^{\otimes n}$, it applies one- and two-qubit gates that may be classically controlled by constant-size subsets $\{I_j\}_j$ of input bits, and finally measures each qubit in the computational basis to yield an outcome $O \in \{0, 1\}^n$. A prominent example is the single-qubit (Clifford)-gate-teleportation circuit Telep_n (on $2n$ qubits) shown in Fig. 1, based on the gate-teleportation protocol of Gottesman and Chuang [13]. Here we seek to characterize this circuit's computational power.

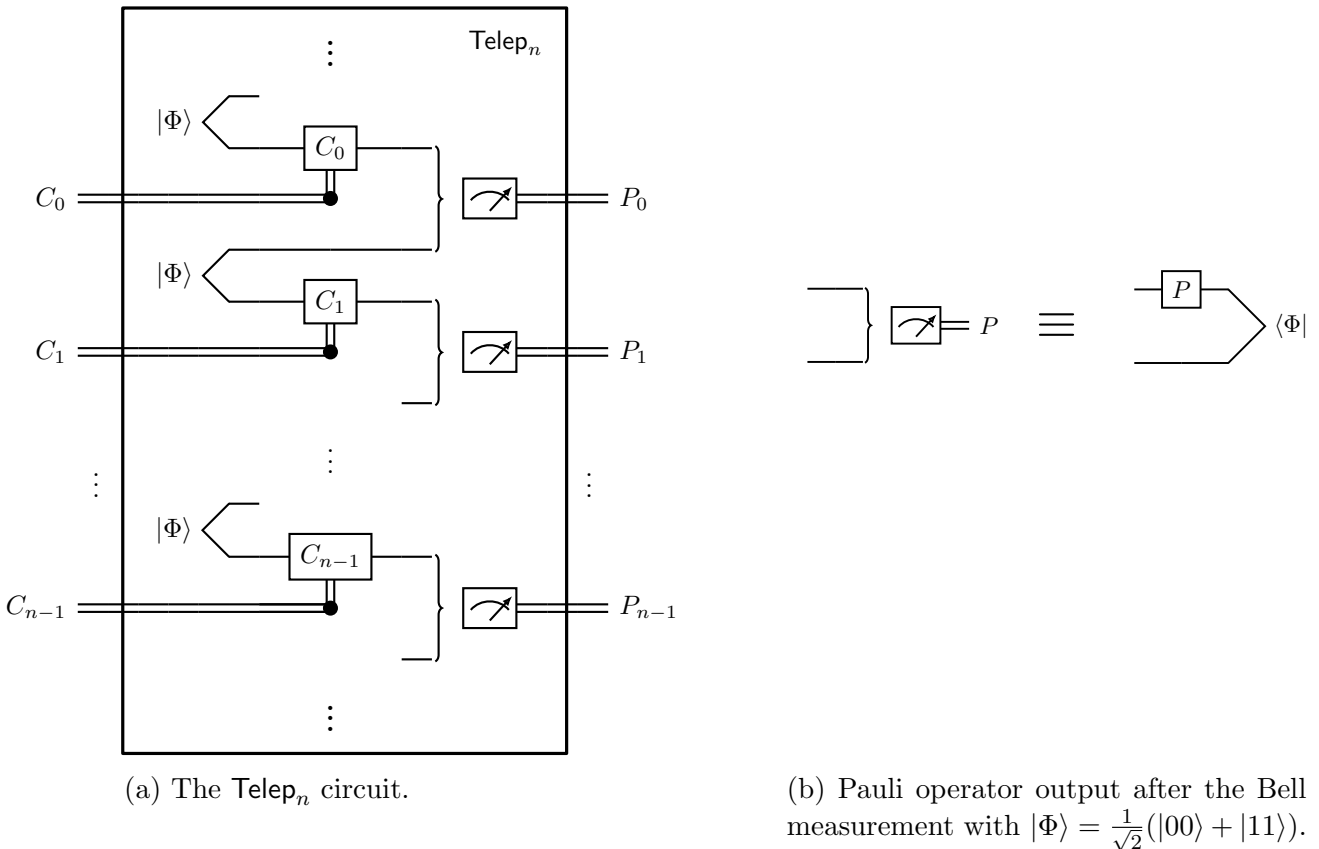


Figure 1: The gate-teleportation circuit Telep_n . The circuit takes as input an n tuple $(C_0, \dots, C_{n-1}) \in \mathcal{C}^n$ of single-qubit Clifford group elements. Each Clifford is applied to one half of Bell state. Subsequently, Bell-state measurements are performed on pairs of qubits. The output can be associated with an n -tuple $(P_0, \dots, P_{n-1}) \in \mathcal{P}^n$ of Pauli elements from the set $\mathcal{P} = \{I, X, Y, Z\}$ corresponding to different outcomes of Bell measurements. The circuit has a cyclic structure: the n -th Bell measurement is applied on the first and last qubits in the figure. As the single-qubit Clifford group $\mathcal{C} = \mathcal{P} \cdot \{I, H, S, HS, SHS, (HS)^2\}$ consists of $|\mathcal{C}| = 24$ elements, its elements can be encoded into 5-bit strings. Similarly, elements of \mathcal{P} can be encoded as 2-bit strings (pairs of bits). Correspondingly, we will often interpret inputs (C_0, \dots, C_{n-1}) as elements of $(\{0, 1\}^5)^n$ and outputs (P_0, \dots, P_{n-1}) as elements of $(\{0, 1\}^2)^n$.

The behavior of a quantum circuit \mathcal{Q} is fully specified by the conditional distribution $p^{\mathcal{Q}}(O|I)$ of the output O given a fixed input I . Its computational power is directly tied to the difficulty of sampling from $p^{\mathcal{Q}}(\cdot|I)$ for different inputs I , and, more generally, the hardness of computing or approximating properties of this collection of distributions. Corresponding notions of classically simulating \mathcal{Q} give rise to various computational problems with more stringent notions of simu-

lation associated with harder computational problems. Arguably one of the weakest notions of simulating \mathcal{Q} is that of possibilistic simulation, a term introduced in [25]. The corresponding computational problem, which we denote by $\text{PSIM}[\mathcal{Q}]$, asks, for a given input I (an instance of $\text{PSIM}[\mathcal{Q}]$), to produce $O \in \{0, 1\}^n$ such that $p^{\mathcal{Q}}(O|I) > 0$, i.e., such that O occurs with non-zero probability in the output distribution of \mathcal{Q} .

Our main result is that, for the gate-teleportation circuit **Telep**, even the problem $\text{PSIM}[\text{Telep}]$ is hard for constant-depth classical circuits. To state this, recall that an NC^0 circuit is a constant-depth polynomial-size classical circuit with bounded fan-in gates (where, following standard terminology, we often refer to an infinite circuit family simply as a circuit).

Theorem 1.1. *The **Telep** quantum circuit trivially solves $\text{PSIM}[\text{Telep}]$ for every instance. In contrast, any (even non-uniform) NC^0 circuit fails to solve $\text{PSIM}[\text{Telep}]$ on certain instances.*

We note that average-case statements for suitable distributions over instances of $\text{PSIM}[\text{Telep}]$ can be derived in a similar manner as e.g., [8, Supplementary material]. Here we focus on the worst case for simplicity.

The study of the difficulty of classically simulating quantum gate teleportation was initiated in seminal work by Terhal and DiVincenzo [23]. It was shown in [23] (see also [1, 11]) that there is no efficient classical algorithm that can sample exactly from the output distribution of a variant of the gate-teleportation circuit unless the polynomial hierarchy collapses. The gate-teleportation circuit used in this argument teleports n qubits at a time and essentially realizes any n -qubit quantum circuit with a depth-4 circuit together with post-selection. In particular, depth-4 circuits form a circuit family which, when combined with post-selection, gives the complexity class **PostBQP** of (uniform) polynomial-size postselected quantum circuits. This leads to the hardness of classically sampling from their output distribution (also called weak simulation in Ref. [24]) under plausible complexity theory assumptions. This line of reasoning has also been used to show hardness of simulating “commuting quantum computation” as formalized by IQP circuits [9], level-1-quantum approximate optimization (QAOA) circuits [10] and boson sampling circuits [2].

Proof outline

We establish Theorem 1.1 by connecting the teleportation simulation problem $\text{PSIM}[\text{Telep}]$ to a celebrated result from classical circuit complexity: the known circuit-depth lower bounds for AC^0 of computing the parity function – the **PARITY** problem [4, 12, 15, 18, 20, 21, 27]. Our argument proceeds through a reduction to an intermediate computational problem which relates $\text{PSIM}[\text{Telep}]$ and **PARITY**.

Let us briefly describe the intermediate problem and give a high-level overview of our reasoning.

Quantum advantage against NC^0

The intermediate problem we use in our analysis is another simulation problem $\text{PSIM}[\text{CliffP}(Q)_L]$ for a two-qubit quantum circuit $\text{CliffP}(Q)_L$. The circuit $\text{CliffP}(Q)_L$ is defined by using an (arbitrary but fixed) function $Q : \mathcal{C}^L \rightarrow \mathcal{P}$. The circuit $\text{CliffP}(Q)_L$ is illustrated in Fig. 2. It takes as input $L + 1$ single-qubit Cliffords gates

$$(C_1, \dots, C_L, D) \in \mathcal{C}^{L+1}$$

and outputs a Pauli $P \in \mathcal{P}$, see the caption of Fig. 1 for a definition of these sets. We call $\text{CliffP}(Q)_L$ the Pauli-corrected Clifford circuit with correction function Q .

In Section 3, we show the following: Assume that \mathbf{C} is an (even non-uniform) NC^0 -circuit solving $\text{PSIM}[\text{Telep}_n]$ (i.e., producing a valid output for all instances). Then, for $L = \Theta(n)$,

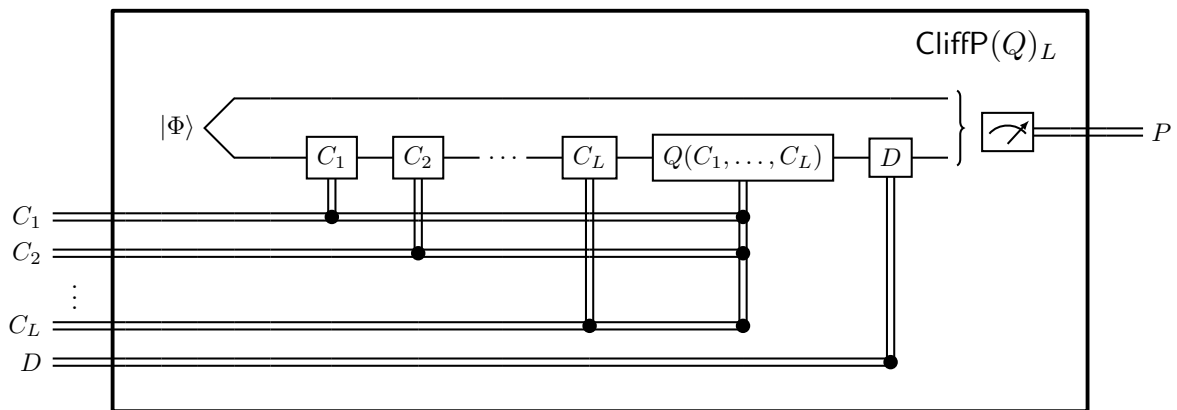


Figure 2: The Pauli-corrected Clifford circuit $\text{CliffP}(Q)_L$ with correction function Q : On input $(C_1, \dots, C_L, D) \in \mathcal{C}^{L+1}$, the Clifford gates C_1, \dots, C_L are successively applied to one half of a Bell state Φ . A Pauli “correction” operator $Q(C_1, \dots, C_L)$ is applied to the resulting state. Finally, the state is measured in a basis of maximally entangled states that is obtained by rotating the Bell basis (as specified by the Clifford D). The output is a single-qubit Pauli $P \in \mathcal{P}$ obtained from a Bell measurement.

there is a function $Q : \mathcal{C}^L \rightarrow \mathcal{P}$ (that depends on C) and a non-uniform NC^0 -circuit C' solving $\text{PSIM}[\text{CliffP}(Q)_L]$. The construction of C' makes use of C in a non-black-box manner and relies on no-signaling arguments from Section 2. We summarize this (with a slight abuse of notation) as

$$(\text{PSIM}[\text{Telep}] \in \text{NC}^0/\text{poly}) \quad \Rightarrow \quad (\exists Q: \text{PSIM}[\text{CliffP}(Q)] \in \text{NC}^0/\text{poly}) , \quad (1)$$

where NC^0/poly is the class of problems solved by non-uniform families of NC^0 -circuits.

Our second reduction heavily borrows from ideas developed in [14] in the context of interactive quantum advantage protocols. By adapting (specializing) these techniques, we show that the ability of possibilistically simulating $\text{CliffP}(Q)_L$ – when combined with an appropriate non-uniform AC^0 -circuit – implies the ability of computing products of single-qubit Clifford gates. In particular, given a (deterministic) oracle \mathcal{O} for $\text{PSIM}[\text{CliffP}(Q)]$ (for any fixed function Q), this immediately yields a non-uniform AC^0 circuit $\mathcal{A}^\mathcal{O}$ with oracle access to \mathcal{O} which solves PARITY . Succinctly, we summarize this as

$$(\mathcal{O} \text{ solves } \text{PSIM}[\text{CliffP}(Q)]) \quad \Rightarrow \quad (\text{PARITY} \in (\text{AC}^0/\text{poly})^\mathcal{O}) , \quad (2)$$

where AC^0/poly is the class of problems solved by non-uniform families of AC^0 circuits. Combining (1) and (2) shows that

$$(\text{PSIM}[\text{Telep}] \in \text{NC}^0/\text{poly}) \quad \Rightarrow \quad (\text{PARITY} \in \text{AC}^0/\text{poly}) ,$$

i.e., an NC^0 -circuit for possibilistically simulating the circuit Telep could be used to compute parity in AC^0/poly . Thus the existence of such a circuit would contradict the fact that $\text{PARITY} \notin \text{AC}^0/\text{poly}$, i.e., fact that there are no (not even non-uniform) AC^0 -circuits computing parity. In conclusion, this shows that there is no NC^0 -circuit for the teleportation simulation problem $\text{PSIM}[\text{Telep}]$.

Related work

Let us briefly summarize related work. The first unconditional separation of constant-depth quantum circuits and constant-depth classical circuits with bounded fan-in gates, i.e., QNC^0

and NC^0 , was achieved by Bravyi, Gosset, and König [8] for the so-called 2D Hidden Linear Function problem. This result was later extended to noisy quantum circuits by Bravyi, Gosset, König, and Tomamichel [7]. The latter construction uses a simpler underlying problem – the so-called 1D Magic Square Game. Both of these constructions are physically motivated and based on violation of Bell inequalities. In subsequent work Watts, Kothari, Schaeffer, and Tal [26] achieved an even stronger separation, establishing a quantum advantage of constant-depth quantum circuits against classical constant-depth circuits with unbounded fan-in gates, i.e., AC^0 circuits. The problem used in [26] is the so-called Relaxed Parity Halving problem. Similarly to our result, this work establishes a quantum advantage based on classical circuit complexity lower bounds as opposed to the first two [7, 8] Bell-inequality-based constructions.

In this work we focus on the minimal quantum information-processing resources required for demonstrating a quantum advantage. Let us thus discuss what geometry and interactions (gates) the quantum circuits for these problems feature. Both quantum circuits for the 2D Hidden Linear Function problem and the Relaxed Parity Halving problem can be realized by geometrically $2D$ -local circuits with classically controlled Clifford gates. The 1D Magic Square Game problem can be realized by a Clifford circuit on a chain of pairs of qubits. This geometric locality allows for a fault-tolerant implementation by a local quantum circuit in a $3D$ geometry. One can also use the CHSH game instead of the Magic Square Game in the 1D Magic Square Game problem [19]: This achieves a quantum advantage based on a Bell inequality violation which is realizable by a chain of qubits, and is thus equivalent to our setting in terms of resources. However, this approach requires non-Clifford gates (making the design of a fault-tolerant $3D$ -local version along the reasoning of [7] challenging), and does not provide perfect soundness of the quantum solution as in our work.

Finally, we note that the work of Grier and Schaeffer [14] provides several quantum advantage protocols involving interaction. In this work, the quantum player can be realized by a constant-depth (classically controlled) Clifford circuit which is realized on a chain consisting of qubits, a pair of qubits, or a grid depending on the complexity-theoretic result considered: For example, a chain of qubits is used to show hardness for AC^0 with additional MOD_6 gates, and chain of pairs of qubits is used to show hardness for classical circuits with bounded fan-in gates and logarithmic depth, i.e., NC^1 . We note that, while establishing several containments of classical and quantum complexity classes, this does not directly provide a separation between constant-depth quantum and constant-depth classical circuits (in the sense of separating QNC^0 from e.g., NC^0) because interactive protocols are studied (i.e., these results separate suitably defined complexity involving interaction). Unfortunately, these results are not entirely unconditional¹. We emphasize that – although their focus of this work is different from ours – some of the key ideas developed in [14] are central to our derivation.

Let us briefly comment on the relation of our work to [14], where an oracle \tilde{R} for the simulation of a certain interactive process is considered. The reduction in [14] assumes that the oracle \tilde{R} provides so-called *rewind* access. This type of reduction does not treat \tilde{R} as a black box but allows to rewind the classical simulator to an earlier state of the computation, change variables and continue the simulation. Notice that this is a natural requirement for a classical machine (i.e. for NC^0 , AC^0 or Turing machines it is implemented by the same class) but is generally impossible in a quantum computational model involving non-unitary dynamics such as measurements.

In more detail, the simulated interactive process considered in [14] is conceptually similar to a Bell experiment: In the first stage, given an L -tuple (C_1, \dots, C_L) of Clifford group elements, the stabilizer state $P(C_1, \dots, C_L, m)(C_L \cdots C_1) |\Psi_0\rangle$ is prepared by a constant-depth quantum

¹The result by Grier and Schaeffer [14] uses a randomized reduction to prove hardness. This reduction would have to be derandomized for an unconditional result. In the uniform setting the unconditional result could also be achieved by an unproven (but plausible) derandomization of probabilistic AC^0 -circuits that can output “do not know” with probability at most $1/2$. This complexity class is called zero-error probabilistic AC^0 complexity class ZPAC^0 .

circuit using measurement, where the Pauli “correction” $P(C_1, \dots, C_L, m)$ is determined by the Cliffords (C_1, \dots, C_L) and the measurement results m . This first stage corresponds to preparing an initial entangled state for a Bell experiment. In the second stage of the process, an input is provided according to which a suitable Pauli measurement is applied to the prepared state. Without loss of generality, the input takes the form of a Clifford unitary D , and the executed measurement is the von Neumann measurement using the basis $\{D|z\rangle\}_z$. This second step corresponds to the execution of a Bell measurement on the prepared state. The work [14] considers simulation problems associated with different interactive protocols of this kind for k -qubit Clifford circuits, embedded into so-called graph state simulation problems.

Rewind access to an oracle \tilde{R} simulating such an interactive process means that oracle queries to \tilde{R} can be repeated in such a way that it yields an identical output m for the first step. In other words, the classical machine can be rewinded to the beginning of the second stage. In contrast, reproducing this behavior using a quantum protocol would require post-selecting on fixed measurement outcomes occurring with exponentially small probability. The ability of a classical simulator to rewind is at the root of the hardness results of [14] concerning interactive quantum advantage.

Our work removes the need for interaction – we do not require two distinct stages but consider a relation problem. We also do not need to assume rewind access to the classical oracle \tilde{R} . This is achieved by exploiting the internal structure of the classical simulator: We consider oracles realized by circuits and provide a non-black-box reduction. As we discuss below (see Section 3.2), however, our arguments heavily rely on some of the techniques of [14] developed in the interactive scenario.

Outlook

Due to the simplicity of the circuit **Telep**, our work provides a starting point for a fault-tolerant $3D$ -local quantum advantage scheme based on the techniques of [7]. A natural open question is whether the **Telep**-circuit also provides a quantum advantage over AC^0 , with a similar separation as the (up to the best of our knowledge) strongest known result [26]. More generally, it is unclear whether or not quantum advantage schemes against AC^0 are feasible based on geometrically $1D$ -local quantum circuits only.

2 Locality properties of classical circuits

In this section we identify certain no-signaling properties every NC^0 circuit has. These are crucial in our non-black-box reduction from the simulation problem $\text{PSIM}[\text{CliffP}(Q)]$ to the problem $\text{PSIM}[\text{Telep}]$ in Section 3.

In Sections 2.1 and 2.2 we define lightcones and locality of functions and NC^0 circuits. In Section 2.3 we use combinatorial arguments to prove no-signaling properties of NC^0 .

2.1 Locality of functions

In the following, we consider functions

$$\begin{aligned} f : (\{0, 1\}^k)^n &\rightarrow (\{0, 1\}^r)^s \\ I &\mapsto f(I) = (f_1(I), \dots, f_s(I)) \end{aligned} \tag{3}$$

taking an “input”- n -tuple I of k -bit strings to an “output”- s -tuple $f(I)$ of r -bit strings. We often write $I = (I_1, \dots, I_n)$ for the input variables and $O = (O_1, \dots, O_s)$ for the output variables, where $O_m = f_m(I)$ for $m \in \{1, \dots, s\}$. We call each of the k -bit-strings making up an input I a

block. That is, the j -th block of the input consists of the k binary variables $I_j = (I_j^{(1)}, \dots, I_j^{(k)})$ of the argument, where $j \in \{1, \dots, n\}$. Similarly, the m -th block of the output is associated with $O_m = (O_m^{(1)}, \dots, O_m^{(r)})$ for $m \in \{1, \dots, s\}$.

While a function of the form (3) can be regarded as a function

$$f : \{0, 1\}^N \rightarrow \{0, 1\}^M \quad (4)$$

with $N = k \cdot n$ and $M = r \cdot s$, i.e., as a function taking N -bit strings to M -bit strings, the block-structure (3) will also be important in the following. To distinguish between the two interpretations of a function f of the form (3), we refer to (4) as the function f with the block-structure ignored. Note also that for $k = r = 1$, there is no difference between these two notions. In particular, the following definitions apply to any function $f : \{0, 1\}^N \rightarrow \{0, 1\}^M$ taking N -bit strings to M -bit strings, for any $N, M \in \mathbb{N}$.

For a function f of the form (3) we say that the k -th output block O_k is influenced by the j -th input I_j if and only if the output block O_k depends non-trivially on the value of the j -th input block, i.e., if there is a choice of $(I_1, \dots, I_{j-1}, I_{j+1}, \dots, I_n) \in (\{0, 1\}^k)^{n-1}$ and $J, J' \in \{0, 1\}^k$ such that

$$f_k(I_1, \dots, I_{j-1}, J, I_{j+1}, \dots, I_n) \neq f_k(I_1, \dots, I_{j-1}, J', I_{j+1}, \dots, I_n) .$$

In the following, we will often identify input- and output-blocks with their indices. Correspondingly, we define the forward lightcone $\mathcal{L}^\rightarrow(j)$ of the j -th input block I_j as the set of all output blocks that are influenced by it, i.e.,

$$\mathcal{L}^\rightarrow(j) := \{k \in [s] \mid O_k \text{ is influenced by } I_j\} .$$

Similarly, the backward lightcone $\mathcal{L}^\leftarrow(k)$ of the k -th output block O_k is the set of all input blocks that influence it,

$$\mathcal{L}^\leftarrow(k) := \{j \in [n] \mid O_k \text{ is influenced by } I_j\} .$$

A function f is said to be ℓ -local if the size of all backward lightcones is bounded by ℓ , i.e., if

$$|\mathcal{L}^\leftarrow(k)| \leq \ell \quad \text{for all } k \in [s] .$$

Lightcones naturally extend to a subset \mathcal{J} of either input and output blocks: for $\mathcal{J}_{\text{in}} \subset [n]$ and $\mathcal{J}_{\text{out}} \subset [s]$, we set

$$\mathcal{L}^\rightarrow(\mathcal{J}_{\text{in}}) = \bigcup_{j \in \mathcal{J}_{\text{in}}} \mathcal{L}^\rightarrow(j), \quad \text{and} \quad \mathcal{L}^\leftarrow(\mathcal{J}_{\text{out}}) = \bigcup_{j \in \mathcal{J}_{\text{out}}} \mathcal{L}^\leftarrow(j) .$$

For a subset $\{I_j\}_{j \in \mathcal{J}}$ of input blocks (specified by a subset $\mathcal{J} = \{j_1 < \dots < j_\ell\} \subset [n]$), we say that an output block O_k is determined by $\{I_j\}_{j \in \mathcal{J}}$ if it is only a function of the corresponding input variables, i.e., if there is a function $g : (\{0, 1\}^k)^\ell \rightarrow \{0, 1\}^r$ such that

$$f_k(I) = g(I_{j_1}, \dots, I_{j_\ell}) \quad \text{for all } I = (I_1, \dots, I_n) \in (\{0, 1\}^k)^n .$$

2.2 Locality of circuits

Note that for circuit $C : \{0, 1\}^N \rightarrow \{0, 1\}^M$ of depth d , the maximal fan-out ν of the gates in the circuit sets an upper bound on the size of all forward lightcones: we have

$$|\mathcal{L}^\rightarrow(j)| \leq \nu^d \quad \text{for all } j \in [N] .$$

In particular, a depth- d circuit with gates of fan-out upper bounded by ν is ℓ -local with

$$\ell \leq \nu^d .$$

Similar considerations apply to every “block” function $C: (\{0, 1\}^k)^n \rightarrow (\{0, 1\}^r)^s$ that is realized by a circuit C . If each gate has fan-out upper bounded by ν (i.e., has ν bits as output), then each input bit can influence at most ν^d output bits. Thus each input bit can influence at most ν^d blocks. Since every input block consists of k bits, it follows that

$$|\mathcal{L}^{\rightarrow}(j)| \leq k\nu^d \quad \text{for all } j \in [n] , \quad (5)$$

i.e., the circuit is ℓ -(block-)local with $\ell \leq k\nu^d$.

In the following, we often consider families of functions

$$\{f_n : (\{0, 1\}^k)^n \rightarrow (\{0, 1\}^r)^{s(n)}\}_{n \in \mathbb{N}}$$

where k, r are constant and $s(n) = \text{poly}(n)$ is polynomial in n . Eq. (5) implies that if such a function family is represented by an NC^0 -circuit, then it has constant locality, i.e., it is $O(1)$ -local.

2.3 No-signaling features of NC^0 circuits

We establish no-signaling properties for a specific class of NC^0 -circuits that have the same number of input and output blocks. This is exactly the type of circuits we want to analyze for the $\text{PSIM}[\text{Telep}]$ problem. Let $C: (\{0, 1\}^k)^n \rightarrow (\{0, 1\}^r)^n$ be a function. That is, C takes as input $(I_1, \dots, I_n) \in (\{0, 1\}^k)^n$ and outputs $(O_1, \dots, O_n) \in (\{0, 1\}^r)^n$. We assume that the circuit C has (block-)locality ℓ .

Let $L \in [n]$. We say that $m \in [n]$ is L -good if and only if

$$\mathcal{L}^{\rightarrow}(m) \cap [L] = \emptyset .$$

That is, an input index $m \in [n]$ is L -good if and only if the input block I_m does not influence the first L output blocks (O_1, \dots, O_L) . We illustrate the L -good property in Figure 3a. Let us denote by $\text{Good}(L) \subset [n]$ the subset of $m \in [n]$ such that m is L -good. We also set $\text{Bad}(L) := [n] \setminus \text{Good}(L)$.

In a similar fashion, let us say that the m -th input block I_m has limited signaling if and only if

$$|\mathcal{L}^{\rightarrow}(m)| \leq 8\ell ,$$

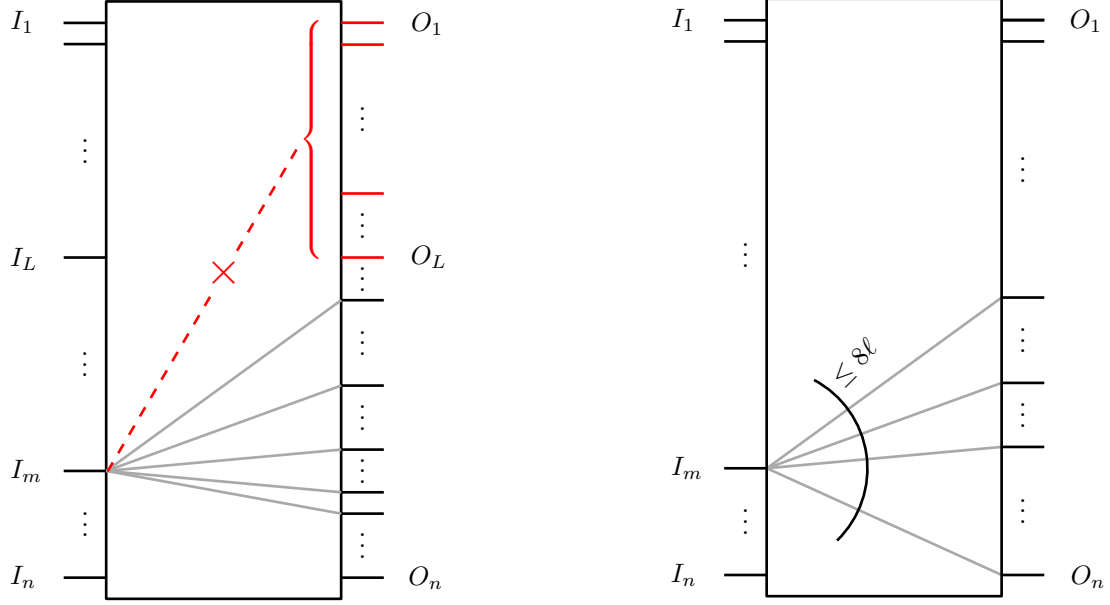
i.e., if and only if I_m influences at most 8ℓ output blocks. (The choice of factor 8 is for convenience only.) We depict the limited signaling property in Figure 3b. Let us denote the set of limited-signaling input indices by $\text{LimitedSignaling} \subset [n]$.

Our goal in this section is to show that for a suitably chosen value of L , there are indices $m \in [n]$ such that

- (i) m is L -good,
- (ii) m has the limited signaling property, and
- (iii) $m > n/2$ (i.e., m belongs to the “second half” of input indices).

To establish this statement, we first show a lower bound on the number of indices $m \in [n]$ satisfying (i) and (iii). the following notation will be convenient: Consider a subset $\mathcal{G} \subset [n]$ of input block indices. We will often partition such a set as

$$\mathcal{G} = \mathcal{G}_{\leq} \cup \mathcal{G}_{>} \quad \text{where} \quad \begin{aligned} \mathcal{G}_{\leq} &= \{m \in \mathcal{G} \mid m \leq n/2\} \\ \mathcal{G}_{>} &= \{m \in \mathcal{G} \mid m > n/2\} . \end{aligned}$$



(a) An illustration of an L -good $m \in [n]$, i.e., the forward lightcone of the input block I_m has no intersection with the outputs O_1, \dots, O_L .

(b) An illustration of an element $m \in [n]$ with limited signaling, i.e., the size of forward lightcone of the input block I_m is upper-bounded by 8ℓ .

Figure 3: Structural properties of local functions.

Lemma 2.1. *Set*

$$L := \left\lfloor \frac{n}{4\ell} \right\rfloor .$$

Then

$$|\text{Good}(L)_>| \geq \frac{n}{2} \cdot \frac{1}{2} .$$

Proof. By definition of the set $\text{Bad}(L)_>$, we have

$$\mathcal{L}^\rightarrow(m) \cap [L] \neq \emptyset \quad \text{for every} \quad m \in \text{Bad}(L)_> . \quad (6)$$

By the definition of the forward and backward lightcones, condition (6) is equivalent to

$$m \in \mathcal{L}^\leftarrow([L]) \quad \text{for every} \quad m \in \text{Bad}(L)_> ,$$

that is,

$$\text{Bad}(L)_> \subset \mathcal{L}^\leftarrow([L]) .$$

It follows that

$$|\text{Bad}(L)_>| \leq |\mathcal{L}^\leftarrow([L])| . \quad (7)$$

By the locality- ℓ assumption on \mathbb{C} , we have

$$|\mathcal{L}^\leftarrow(j)| \leq \ell \quad \text{for all} \quad j \in [n]$$

and thus

$$|\mathcal{L}^{\leftarrow}([L])| \leq L\ell . \quad (8)$$

Combining (8) with (7) yields

$$|\mathbf{Bad}(L)_{>}| \leq L\ell .$$

or equivalently

$$|\mathbf{Good}(L)_{>}| \geq \lceil n/2 \rceil - L\ell \geq n/4$$

by the definition of L . □

We next derive a lower bound on the number of indices $m \in [n]$ satisfying (ii) and (iii). The statement and proof of the following result are analogous to [8, Claim 5].

Lemma 2.2. *We have*

$$|\mathbf{LimitedSignaling}_{>}| \geq \frac{3n}{8} = \frac{n}{2} \cdot \frac{3}{4} .$$

Proof. Consider a bipartite graph $G = (V_I \cup V_O, E)$ with two sets of vertices

$$\begin{aligned} V_I &= \{v_i \mid i \in [n]_{>}\} \\ V_O &= \{w_o \mid o \in [n]\} , \end{aligned}$$

where $(v_i, w_o) \in V_I \times V_O$ are connected by an edge if and only if

$$i \in \mathcal{L}^{\leftarrow}(o) . \quad (9)$$

Observe that (9) is equivalent to

$$o \in \mathcal{L}^{\rightarrow}(i) . \quad (10)$$

Using (9), the set of edges of this graph can be upper bounded by

$$|E| \leq \sum_{o=1}^n |\mathcal{L}^{\leftarrow}(o)| \leq n\ell . \quad (11)$$

On the other hand, using the definition of the forward lightcone and (10), we have that for any $m \in \{\lfloor n/2 + 1 \rfloor, \dots, n\} \setminus \mathbf{LimitedSignaling}_{>}$, the subset $\{w_o \mid i \in \mathcal{L}^{\rightarrow}(m)\} \subset V_O$ has more than 8ℓ neighbors in V_I . This gives the lower bound

$$\begin{aligned} |E| &\geq |\{\lfloor n/2 + 1 \rfloor, \dots, n\} \setminus \mathbf{LimitedSignaling}_{>}| \cdot 8\ell \\ &= (\lceil n/2 \rceil - |\mathbf{LimitedSignaling}_{>}|) \cdot 8\ell . \end{aligned} \quad (12)$$

Combining (12) with (11) gives the claim. □

Finally, we can combine both properties to show that there is a large number of indices $m \in [n]$ with $m > n/2$ (property (iii)) that are L -good (cf. (i)) and have the limited-signaling property (cf. (ii)).

Theorem 2.3. *Let C be a circuit with locality upper bounded by ℓ . Set*

$$L := \left\lfloor \frac{n}{4\ell} \right\rfloor .$$

Then there is some input index $m \in \{\lfloor n/2 + 1 \rfloor, \dots, n\}$ that is both L -good and has limited signaling, i.e.,

$$\mathcal{L}^{\rightarrow}(m) \cap [L] = \emptyset$$

and

$$|\mathcal{L}^{\rightarrow}(m)| \leq 8\ell .$$

Proof. This follows immediately by combining Lemma 2.1 with Lemma 2.2. Indeed, we have

$$|\text{Good}(L)_{>}| \geq (n/2) \cdot (1/2)$$

by Lemma 2.1 and

$$|\text{LimitedSignaling}_{>}| \geq (n/2) \cdot (3/4)$$

by Lemma 2.2. But both $\text{Good}(L)_{>}$ and $\text{LimitedSignaling}_{>}$ are subsets of $[n]_{>}$. thus we must have

$$|\text{Good}(L)_{>} \cap \text{LimitedSignaling}_{>}| \geq (n/2) \cdot (1/4) .$$

This implies the claim. □

3 Quantum advantage against NC^0

Our goal is to show that $\text{PSIM}[\text{Telep}] \notin \text{NC}^0/\text{poly}$, i.e., constant-depth quantum circuits have an advantage over (even non-uniform) NC^0 for the possibilistic simulation of the gate-teleportation circuit. Our proof is by contradiction: we show the implication

$$(\text{PSIM}[\text{Telep}] \in \text{NC}^0/\text{poly}) \quad \Rightarrow \quad (\text{PARITY} \in \text{AC}^0/\text{poly}) . \quad (13)$$

This implication shows that $\text{PSIM}[\text{Telep}] \notin \text{NC}^0/\text{poly}$ since we would otherwise get a contradiction to the well-known lower-bound $\text{PARITY} \notin \text{AC}^0/\text{poly}$ on the PARITY problem (see e.g. [15]).

In Section 3.1 we prove that any NC^0 algorithm for the $\text{PSIM}[\text{Telep}_n]$ problem can be used to construct a non-uniform NC^0 algorithm for the $\text{PSIM}[\text{CliffP}(Q)_L]$ problem for $L = \Theta(n)$ and a fixed function Q . In Section 3.2 we follow and specialize the techniques of [14] to obtain an AC^0/poly algorithm that uses an oracle for $\text{PSIM}[\text{CliffP}(Q)_L]$ to learn some information about the stabilizer group of states of the form $(I \otimes C_L \cdots C_1)\Phi$, where Φ is a Bell state. Finally, in Section 3.3 we use this learning problem to solve PARITY . This establishes (13).

Since the teleportation circuit Telep trivially solves the $\text{PSIM}[\text{Telep}]$ problem, this completes the proof of Theorem 1.1, i.e., establishes a quantum advantage over NC^0 .

3.1 Relating $\text{PSIM}[\text{Telep}]$ to $\text{PSIM}[\text{CliffP}(Q)]$

Here we argue that an NC^0 -circuit C which possibilistically simulates the gate-teleportation circuit Telep_n gives rise to a non-uniform NC^0 -circuit (using oracle access to C) which simulates $\text{CliffP}(Q)_L$ for $L = \Theta(n)$ and a suitably chosen function Q . That is, we show the implication

$$(\text{PSIM}[\text{Telep}] \in \text{NC}^0/\text{poly}) \quad \Rightarrow \quad (\exists Q: \text{PSIM}[\text{CliffP}(Q)] \in \text{NC}^0/\text{poly}) .$$

3.1.1 Motivation

To motivate the construction, recall what the effect of the (concurrent) Bell measurements in a gate-teleportation circuit is: It essentially amounts to the application of a product $C_n \cdots C_1$ of Clifford group elements to one half of a maximally entangled state, but the resulting state $(I \otimes C_n \cdots C_1)\Phi$ is corrupted by a Pauli error \tilde{Q} determined by the measurement outcomes. In standard uses of gate teleportation (such as in error correction), this Pauli error is computed and applied in a correction step. In contrast, the circuit \mathbf{Telep}_n does not incorporate such a correction step. We note that the computation of \tilde{Q} from the measurement outcomes is not feasible using, e.g., an \mathbf{NC}^0 or an \mathbf{AC}^0 -circuit.

Our construction avoids the necessity of computing Pauli corrections such as \tilde{Q} by exploiting the fact that the correction function Q in the definition of the circuit $\mathbf{CliffP}(Q)_L$ can be chosen arbitrarily (without computational complexity considerations). Very roughly, the circuit \mathbf{Telep}_n emulates the circuit $\mathbf{CliffP}(\tilde{Q})_L$ for suitably chosen L and \tilde{Q} .

In more detail, let us examine the relationship between the quantum circuits for \mathbf{Telep}_n and $\mathbf{CliffP}(Q)_L$. The output distribution of \mathbf{Telep}_n is given by

$$p^{\mathbf{Telep}_n}(P_0, \dots, P_{n-1} \mid C_0, \dots, C_{n-1}) = \frac{1}{2^{n-1}} \text{tr}(P_{n-1}C_{n-1} \cdots P_1C_1P_0C_0) , \quad (14)$$

which can be written as

$$\begin{aligned} p^{\mathbf{Telep}_n}(P_0, \dots, P_{n-1} \mid C_0, \dots, C_{n-1}) &= \frac{1}{2^{n-1}} \text{tr}((P_{n-1}C_{n-1})(P_{n-2}C_{n-2} \cdots P_1C_1P_0C_0)) \\ &= \frac{1}{2^{n-1}} \text{tr}\left((P_{n-1}C_{n-1})\tilde{Q}C_{n-2} \cdots C_0\right) , \end{aligned} \quad (15)$$

where the Pauli operator

$$\tilde{Q} = \tilde{Q}(C_0, \dots, C_{n-2}, P_0, P_1, \dots, P_{n-2})$$

is obtained by commuting all the Pauli operators in the product $P_{n-2}C_{n-2} \cdots P_0C_0$ to the left, i.e.,

$$\tilde{Q} \prod_{i=0}^{n-2} C_i = P_{n-2}C_{n-2} \cdots P_0C_0 .$$

On the other hand, the output distribution of $\mathbf{CliffP}(Q)_L$ is

$$p^{\mathbf{CliffP}(Q)_L}(P \mid C_1, \dots, C_L, D) = |\langle \Phi \mid I_A \otimes (DQ(C_1, \dots, C_L)(C_L \cdots C_1)) \mid \Phi \rangle|^2 \quad (16)$$

which can be written as

$$p^{\mathbf{CliffP}(Q)_L}(P \mid C_1, \dots, C_L, D) = \frac{1}{2} \text{tr}(PDQC_L \cdots C_1) , \quad \text{where } Q = Q(C_1, \dots, C_L) . \quad (17)$$

Comparing (15) and (17), setting $n := L + 1$ and

$$C'_j := \begin{cases} C_{j+1} & \text{for } j = 0, \dots, n-2 \\ D & \text{for } j = n-1 \end{cases} \quad (18)$$

we have the implication

$$p^{\mathbf{Telep}_n}(P_0, \dots, P_{n-1} \mid C'_0, \dots, C'_{n-1}) > 0 \quad \Rightarrow \quad \tilde{p}(P \mid C_1, \dots, C_L, D) > 0 , \quad (19)$$

where we have written P for P_{n-1} , and where the distribution \tilde{p} is defined as in (17) but with the Pauli operator $Q(C_1, \dots, C_L)$ replaced by $\tilde{Q}(C_1, \dots, C_L, P_0, \dots, P_{L-1})$, that is,

$$\tilde{p}(P \mid C_1, \dots, C_L, D) := \frac{1}{2} \operatorname{tr} \left(P D \tilde{Q} C_L \cdots C_1 \right) \quad \tilde{Q} = \tilde{Q}(C_1, \dots, C_L, P_0, \dots, P_{L-1}). \quad (20)$$

Eq. (19) and comparing (20) with (17) suggests that a possibilistic simulation of Telep_n can be used to possibilistically simulate $\text{CliffP}(Q)_L$ for a suitably chosen function Q . However, the fact that \tilde{Q} also depends on P_0, \dots, P_{L-1} needs to be addressed – the expression (20) differs from the output distribution (17) of $\text{CliffP}(Q)_L$. This is where no-signaling considerations enter the argument.

3.1.2 An algorithm for PSIM [CliffP(Q)]

Suppose $C: \mathcal{C}^n \rightarrow \mathcal{P}^n$ is a deterministic oracle (i.e., a function) that solves PSIM [Telep $_n$]. In this section, we argue that query access to C allows to solve the problem PSIM [CliffP(Q) $_L$] for some fixed function Q , assuming that C has certain locality properties we detail below. Moreover, this property matches exactly what we established in Section 2.3 for NC 0 -circuits. The main idea behind the reduction is identical to that explained in the previous section: We embed instances of PSIM [CliffP(Q) $_L$] into PSIM [Telep $_n$]. However, we need to deal with some amount of signaling since the \tilde{Q} in Eq. (20) could be indirectly influenced by D through the Pauli operators (P_0, \dots, P_{L-1}) . Therefore, contrary to the choice of embedding (18), our embeddings use longer sequences (i.e., large values of n), essentially “padding” with identity operators.

To define these embeddings, suppose that there are L and m such that $L \leq m < n$, which satisfy properties illustrated in Figure 4.

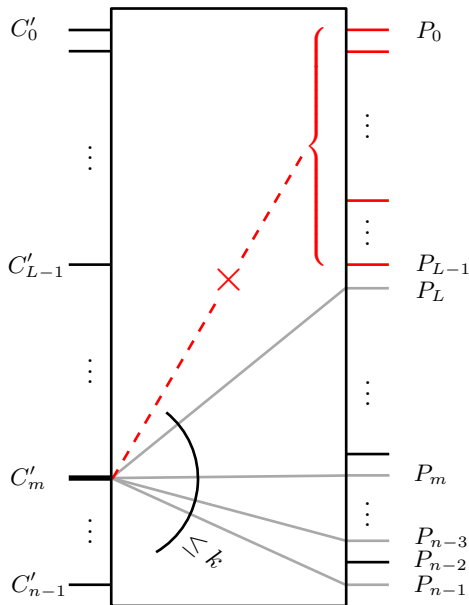


Figure 4: An illustration of no-signaling assumption on the oracle for the PSIM [Telep $_n$] problem. We assume the input $C'_m := D$ cannot signal to outputs P_0, \dots, P_{L-1} and can only signal to a constant k number of outputs with indices from the set \mathcal{J} . We depict the outputs influenced by the input C'_m in grey.

We embed an instance $(C_1, \dots, C_L, D) \in \mathcal{C}^{L+1}$ of PSIM [CliffP(Q) $_L$] (where $Q: \mathcal{C}^L \rightarrow \mathcal{P}$ can

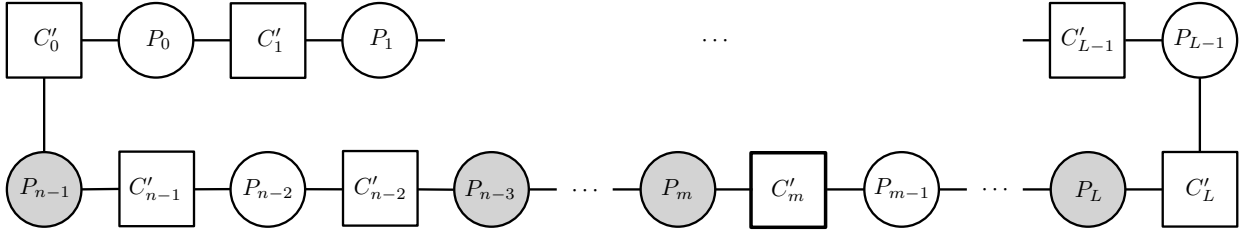
be any fixed function) into an instance $(C'_0, \dots, C'_{n-1}) \in \mathcal{C}^n$ of $\text{PSIM}[\text{Telep}_n]$ as follows: We set

$$C'_j = \begin{cases} C_{j+1} & \text{for } j = 0, \dots, L-1, \\ I & \text{for } j \geq L, j \neq m, \\ D & \text{for } j = m. \end{cases} \quad (21)$$

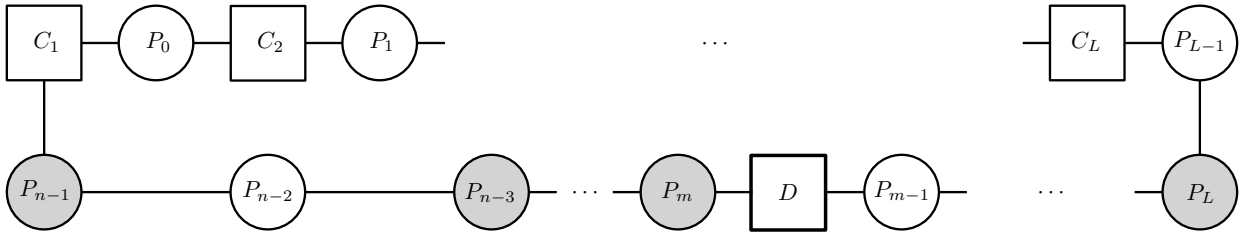
To examine the result of this embedding, we need to consider the output probabilities for an embedded instance: We have

$$p^{\text{Telep}_n}(P_0, \dots, P_{n-1} | C'_0, \dots, C'_{n-1}) = \frac{1}{2^{n-1}} \text{tr} \left(\left(\prod_{r=m}^{n-1} P_r \right) D \left(\prod_{s=L}^{m-1} P_s \right) \left(\prod_{t=1}^L (P_{t-1} C_t) \right) \right). \quad (22)$$

We display the trace defining the probability $p^{\text{Telep}_n}(P_0, \dots, P_{n-1} | C'_0, \dots, C'_{n-1})$ as well as the same trace after we inserted variables from the embedding (i.e. the right hand side of Eq. (22)) in tensor network diagrammatic representation in Figure 5.



(a) Tensor network representation of the trace defining $p^{\text{Telep}_n}(P_0, \dots, P_{n-1} | C'_0, \dots, C'_{n-1})$, from Eq. (14). We depict Clifford unitaries by squares and Pauli operators by circles. The output Pauli operators influenced by the input C'_m are illustrated in grey.



(b) The trace defining the output probability distribution of Telep_n after we insert the inputs from Eq. (21) (also later in Algorithm 2 after the lines (2)-(8)).

Figure 5: Tensor network diagrammatic representation of (a) the trace that defines $p^{\text{Telep}_n}(P_0, \dots, P_{n-1} | C'_0, \dots, C'_{n-1})$, from Eq. (14), and (b) the same trace after we inserted variables from the embedding (21).

We need to relate this to the output probability $p^{\text{CliffP}(Q)_L}(P | C_1, \dots, C_L, D)$ of the circuit $\text{CliffP}(Q)_L$, see Eq. (17). It is easy to see (using commutation relations) that expression (22) can indeed be related to $p^{\text{CliffP}(Q)_L}(P | C_1, \dots, C_L, D)$ for suitable choices of Q and P . The less obvious a priori is that, when going from (P_0, \dots, P_{n-1}) to (Q, P) , the dependence on the Paulis $(P_{j_1}, \dots, P_{j_k})$ for a fixed subset $\mathcal{J} := \{j_1 < \dots < j_k\}$ of positions can be limited to P (whereas Q can be chosen not to depend on these Paulis). This is a consequence of the cyclic structure of the circuit Telep_n . We formalize it in the following Lemma 3.1.

Lemma 3.1. *Let $L \leq m < n$ be integers. Let*

$$\mathcal{J} = \{j_1 < \dots < j_k\}$$

be a subset of $\{L, L+1, \dots, n-1\}$. Then there are two functions

$$\begin{aligned} P &: \mathcal{P}^k \times \mathcal{C} &\rightarrow \mathcal{P} \\ Q &: \mathcal{P}^{n-k} \times \mathcal{C}^L &\rightarrow \mathcal{P} \end{aligned}$$

such that

$$\left| \text{tr} \left(\left(\prod_{r=m}^{n-1} P_r \right) D \left(\prod_{s=L}^{m-1} P_s \right) \left(\prod_{t=1}^L (P_{t-1} C_t) \right) \right) \right| = \left| \text{tr} \left(PDQ \prod_{j=1}^L C_j \right) \right| \quad (23)$$

for all $(P_0, \dots, P_{n-1}) \in \mathcal{P}^n$ and $(C_1, \dots, C_L, D) \in \mathcal{C}^{L+1}$, where

$$P = P \left((P_j)_{j \in \mathcal{J}}, D \right) \quad (24)$$

$$Q = Q \left((P_j)_{j \notin \mathcal{J}}, C_1, \dots, C_L \right) . \quad (25)$$

Here we write $(P_j)_{j \in \mathcal{J}}$ for $(P_{j_1}, \dots, P_{j_k})$ (and similarly for $(P_j)_{j \notin \mathcal{J}}$).

We illustrate each step in the proof of Lemma 3.1 in the tensor network diagrammatic representation for clarity. The left hand side of the Eq. (23) is shown in Figure 5b.

Proof. Let $(P_0, \dots, P_{n-1}) \in \mathcal{P}^n$ and $(C_1, \dots, C_L, D) \in \mathcal{C}^{L+1}$ be arbitrary. Define

$$R := \left(\prod_{r=m}^{n-1} P_r \right) \quad \text{and} \quad S := \left(\prod_{s=L}^{m-1} P_s \right) .$$

Then the quantity of interest is equal to

$$\left| \text{tr} \left(\left(\prod_{r=m}^{n-1} P_r \right) D \left(\prod_{s=L}^{m-1} P_s \right) \left(\prod_{t=1}^L (P_{t-1} C_t) \right) \right) \right| = \left| \text{tr} \left(RDS \left(\prod_{t=1}^L (P_{t-1} C_t) \right) \right) \right| . \quad (26)$$

Since Pauli operators either commute or anticommute, we can factor the products of Pauli operators R and S into factors P_j with $j \in \mathcal{J}$, and factors P_j with $j \in \mathbb{Z}_n \setminus \mathcal{J}$. That is, we have

$$R = \pm Q' P' \quad \text{and} \quad S = \pm P'' Q'' , \quad (27)$$

where

$$\begin{aligned} P' &:= \prod_{r=m}^{n-1} P_r^{\delta_r} &\text{and} & P'' := \prod_{s=L}^{m-1} P_s^{\delta_s} \\ Q' &:= \prod_{r=m}^{n-1} P_r^{1-\delta_r} & & Q'' := \prod_{s=L}^{m-1} P_s^{1-\delta_s} \end{aligned} \quad (28)$$

where $\delta_r \in \{0, 1\}$ indicates whether or not $r \in \mathcal{J}$, that is,

$$\delta_r := \begin{cases} 1 & \text{if } r \in \mathcal{J} \\ 0 & \text{otherwise} . \end{cases}$$

Inserting the factorization (27) into expression (26) we have

$$\begin{aligned} \pm \text{tr} \left(RDS \left(\prod_{t=1}^L (P_{t-1} C_t) \right) \right) &= \text{tr} \left((Q' P') D (P'' Q'') \left(\prod_{k=1}^L (P_{k-1} C_k) \right) \right) \\ &= \text{tr} \left(Q' P' D P'' Q'' Q''' \left(\prod_{j=1}^L C_j \right) \right) . \end{aligned}$$

Here we commuted the Pauli operators P_0, \dots, P_{L-1} in the product $\prod_{t=1}^L (P_{t-1} C_t)$ to the left, combining them into a Pauli operator $Q''' \in \mathcal{P}$ defined by

$$Q''' := \left(\prod_{r=1}^L (P_{r-1} C_r) \right) \left(\prod_{r=1}^L C_r \right)^{-1}.$$

At this point, we use the cyclicity of the trace to move Q' to the right of the product in the argument, obtaining

$$\begin{aligned} \text{tr} \left(Q' P' D P'' Q'' Q''' \left(\prod_{j=1}^L C_j \right) \right) &= \text{tr} \left(P' D P'' Q'' Q''' \left(\prod_{j=1}^L C_j \right) Q' \right) \\ &= \text{tr} \left(P' D P'' Q \left(\prod_{j=1}^L C_j \right) \right), \end{aligned} \quad (29)$$

where we defined

$$Q := Q'' Q''' \left(\prod_{j=1}^L C_j \right) Q' \left(\prod_{j=1}^L C_j \right)^{-1}. \quad (30)$$

Using the cyclicity of the trace to move Q' to the right (instead of commuting it past $P' D P''$) here ensures that the resulting operator Q has no dependence on D . Indeed, it is clear from the definition of Q', Q'', Q''' and (30) that Q is a function of $(P_j)_{j \in \mathcal{J}}$ and (C_1, \dots, C_L) only as claimed, see Eq. (25). We illustrate these steps (commuting Paulis) in Figure 6.

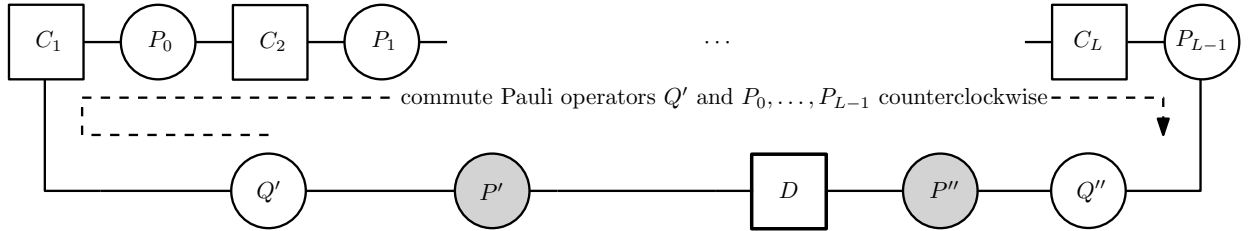


Figure 6: The use of the cyclic property of trace to commute Pauli operators not influenced by the input D in a way that does not create additional dependence of the resulting Pauli operator on D . This figure illustrates the steps from the Eq. (26) to Eq. (29).

We can rewrite (29) as

$$\text{tr} \left(P' D P'' Q \left(\prod_{j=1}^L C_j \right) \right) = \text{tr} \left(P D Q \left(\prod_{j=1}^L C_j \right) \right) \quad (31)$$

by defining

$$P := P' D P'' D^{-1}. \quad (32)$$

It is easy, to check using the definition of P' and P'' and (32) that P is a function of only $(P_j)_{j \in \mathcal{J}}$ and D as claimed (see Eq. (24)). We illustrate the computation of P in Figure 7.

This proves the lemma since we have shown that (23) is satisfied with these definitions, and we can assume without loss of generality that $P, Q \in \mathcal{P}$ (as (23) includes absolute values). The resulting trace is depicted in Figure 8. \square

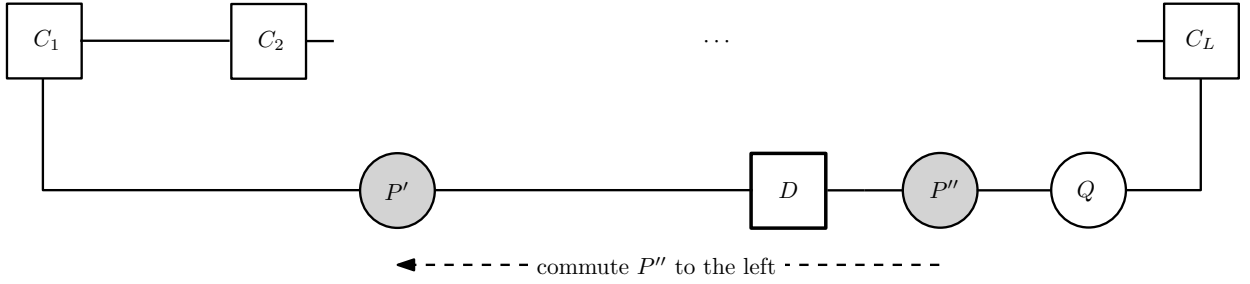


Figure 7: In this step we commute all Pauli operators depending on D to the left of it. This illustrates the Eq. (31) and the step (4) of Algorithm 1.

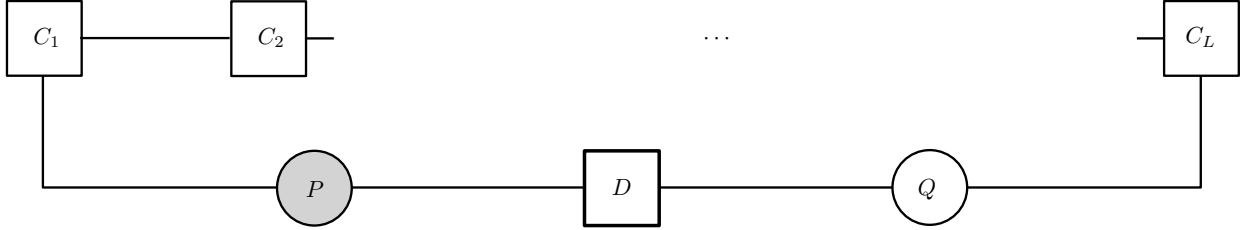


Figure 8: The resulting trace defining the probability $p^{\text{CliffP}(Q)_L}(P \mid C_1, \dots, C_L, D)$ and therefore the solution to $\text{PSIM}[\text{CliffP}(Q)]$ problem. This illustrates the trace from Eq. (17) to which we arrive at Eq. (31).

In the following, we will use that P only depends on the subsets of Paulis $(P_j)_{j \in \mathcal{J}}$ with indices belonging to \mathcal{J} and the Clifford D as expressed by Eq. (24). In fact, the Pauli P can easily be computed: The proof of Lemma 3.1 also shows that the algorithm $\mathcal{A}_{\mathcal{J},m}$ (Algorithm 1) computes this function, i.e., we have

$$\mathcal{A}_{\mathcal{J},m}(P_0, \dots, P_{n-1}, D) = P \left((P_j)_{j \in \mathcal{J}}, D \right) \quad \text{for all } (P_0, \dots, P_{n-1}) \in \mathcal{P}^n \text{ and } D \in \mathcal{C}. \quad (33)$$

Importantly, the algorithm $\mathcal{A}_{\mathcal{J},m}$ can be implemented efficiently.

Lemma 3.2. *Let k be a constant, let $L = \text{poly}(n) < n$ and m be such that $L \leq m < n$. Let $\mathcal{J} \subset \mathbb{Z}_n$ be of size $|\mathcal{J}| = k$. Then Algorithm 1 for computing the function $\mathcal{A}_{\mathcal{J},m} : \mathcal{P}^n \times \mathcal{C} \rightarrow \mathcal{P}$ can be implemented by an NC^0 -circuit.*

Proof. This follows immediately from equations (28) and (32). Since k is constant, the corresponding products can be computed by an NC^0 -circuit, see Lemma 3.2. \square

Our main result of this section combines Lemma 3.1 and Lemma 3.2 to show that an NC^0 circuit \mathbf{C} for $\text{PSIM}[\text{Telep}_n]$ can be used to solve $\text{PSIM}[\text{CliffP}(Q)_L]$. To arrive at this result, we make a suitable choice of L, m and the subset $\mathcal{J} \subset \mathbb{Z}_n$ depending on the oracle \mathbf{C} in non-black-box manner. More precisely, we use the no-signaling properties of \mathbf{C} established in Section 2.3. The

Algorithm 1 Algorithm defining the function $\mathcal{A}_{\mathcal{J},m} : \mathcal{P}^n \times \mathcal{C} \rightarrow \mathcal{P}$. Here $\mathcal{J} \subset \mathbb{Z}_n$ is a subset and $m \in \mathbb{Z}_n$.

- 1: **function** $\mathcal{A}_{\mathcal{J},m}(P_0, \dots, P_{n-1}, D)$
 - 2: $P' \leftarrow \prod_{p=m}^{n-1} P_p^{\delta_p}$ where $\delta_p = 1$ if $p \in \mathcal{J}$ and $\delta_p = 0$ otherwise
 - 3: $P'' \leftarrow \prod_{q=L}^{m-1} P_q^{\delta_q}$
 - 4: $P \leftarrow P' D P'' D^{-1}$.
 - 5: Ignore (remove) the global phase to ensure that $P \in \mathcal{P}$.
 - 6: **return** P
-

Algorithm 2 The algorithm $\mathcal{B}_{L,m,\mathcal{J}}^{\mathcal{C}}$, which takes as input an $L+1$ -tuple $(C_1, \dots, C_L, D) \in \mathcal{C}^{L+1}$ of Clifford group elements. It uses an oracle \mathcal{C} for the $\text{PSIM}[\text{Telep}_n]$ problem. For a suitable choice of (L, m, \mathcal{J}) , the output P of $\mathcal{B}_{L,m,\mathcal{J}}^{\mathcal{C}}$ is a valid solution of $\text{PSIM}[\text{CliffP}(Q)_L]$ for a certain function $Q : \mathcal{C}^L \rightarrow \mathcal{P}$, see Lemma 3.3.

```

1: function  $\mathcal{B}_{L,m,\mathcal{J}}^{\mathcal{C}}(C_1, \dots, C_L, D)$ 
2:   for  $j = 0, \dots, L-1$  do
3:      $C'_j \leftarrow C_{j+1}$ 
4:   for  $j = L, \dots, n-1$  do
5:     if  $j \neq m$  then
6:        $C'_j \leftarrow I$ 
7:     else
8:        $C'_j \leftarrow D$ 
9:    $(P_0, \dots, P_{n-1}) \leftarrow \mathcal{C}(C'_0, \dots, C'_{n-1})$ 
10:   $P \leftarrow \mathcal{A}_{\mathcal{J},m}(P_0, \dots, P_{n-1}, D)$ 
11:  return  $P$ 

```

resulting reduction is therefore non-uniform: While the algorithm requires oracle access to \mathcal{C} , it is only correct if (L, m, \mathcal{J}) are appropriately chosen. The following theorem formalizes this and shows that a suitable choice always exists.

Lemma 3.3. *Let $\mathcal{C} : \mathcal{C}^n \rightarrow \mathcal{P}^n$ be a (possibly non-uniform) NC^0 circuit for $\text{PSIM}[\text{Telep}_n]$. Then there are (L, m, \mathcal{J}) with $L = \Theta(n)$, $L \leq m < n$ and $\mathcal{J} \subset \mathbb{Z}_n$, as well as a function $Q : \mathcal{C}^L \rightarrow \mathcal{P}$ such that the algorithm $\mathcal{B}_{L,m,\mathcal{J}}^{\mathcal{C}}$ (Algorithm 2) has the following properties:*

- (i) *Given an arbitrary input $(C_1, \dots, C_L, D) \in \mathcal{C}^{L+1}$, the output $P = \mathcal{B}_{L,m,\mathcal{J}}^{\mathcal{C}}(C_1, \dots, C_L, D)$ is a valid solution of $\text{PSIM}[\text{CliffP}(Q)_L]$ associated with the instance (C_1, \dots, C_L, D) .*
- (ii) *The algorithm $\mathcal{B}_{L,m,\mathcal{J}}^{\mathcal{C}}$ can be implemented by an NC^0 -circuit making one oracle query to \mathcal{C} .*

Proof. Suppose that $\mathcal{C} : \mathcal{C}^n \rightarrow \mathcal{P}^n$ is an NC^0 circuit. Let us denote input- and output-variables of \mathcal{C} by (C'_0, \dots, C'_{n-1}) and (P_0, \dots, P_{n-1}) , respectively, i.e., we write

$$(P_0, \dots, P_{n-1}) = \mathcal{C}(C'_0, \dots, C'_{n-1}) .$$

We note that by definition, the algorithm $\mathcal{B}_{L,m,\mathcal{J}}^{\mathcal{C}}$ uses the embedding (21), i.e., for an instance (C_1, \dots, C_L, D) of $\text{PSIM}[\text{CliffP}(Q)_L]$, it calls the oracle \mathcal{C} with (C'_0, \dots, C'_{n-1}) defined by (21).

As a constant-depth circuit with bounded fan-in gates, the circuit \mathcal{C} is ℓ -local with locality bounded by $\ell = O(1)$, see Eq. 2.2. Let $L := \lfloor n/(8\ell) \rfloor$. Then $L = \Theta(n)$ by definition, and, as shown in Theorem 2.3 there is an integer $m \in \{\lfloor n/2 + 1 \rfloor, \dots, n-1\}$ and a subset $\mathcal{J} \subset \{L, \dots, n-1\}$ such that

- (a) the collection of output variables $(P_j)_{j=0, \dots, L-1}$ does not depend on the input variable C'_m , i.e., $\mathcal{L}^{\rightarrow}(m) \cap \{0, \dots, L-1\} = \emptyset$, and
- (b) the input variable C'_m influences at most 8ℓ output variables $\{P_j\}_{j \in \mathcal{J}}$, i.e., we have $|\mathcal{J}| \leq 8\ell = O(1)$ for $\mathcal{J} = \mathcal{L}^{\rightarrow}(m)$.

Statement (b) implies that the function $\mathcal{A}_{\mathcal{J},m}$ defined by Algorithm (1) can be computed by an NC^0 -circuit from (P_0, \dots, P_{n-1}) , see Lemma 3.2. Claim (ii) follows from this.

It remains to prove claim (i). Note that $\mathcal{A}_{\mathcal{J},m}$ computes the function

$$P \left((P_j)_{j \in \mathcal{J}}, D \right)$$

appearing in Lemma 3.1, see Eq. (33). Furthermore, the Pauli

$$Q = Q\left((P_j)_{j \notin \mathcal{J}}, C_1, \dots, C_L\right) \quad (34)$$

in Lemma 3.1 does not depend on C'_m by (a).

Consider an output variable P_j with $j \notin \mathcal{J}$. By definition, P_j is a function of $(C'_j)_{j \in \mathbb{Z}_n \setminus \{m\}}$. Because the embedding (21) fixes all but the first L Cliffords $(C'_0, \dots, C'_{L-1}) = (C_1, \dots, C_L)$, and the m -th Clifford $C'_m = D$ to the identity, we conclude that P_j (for $j \notin \mathcal{J}$) is a function of (C_1, \dots, C_L) only. Combining this with (34), we conclude that

$$Q = Q(C_1, \dots, C_L)$$

is a function of (C_1, \dots, C_L) only as required in the definition of $\text{CliffP}(Q)_L$.

With Lemma 3.1, as well as expressions (22) and (17) for the probabilities $p^{\text{Telep}_n}(P_0, \dots, P_{n-1} \mid C'_0, \dots, C'_{n-1})$ and $p^{\text{CliffP}(Q)_L}(P \mid C_1, \dots, C_L, D)$, we conclude that $\mathcal{B}_{L,m,\mathcal{J}}^{\mathcal{C}}$ indeed produces a valid solution for the problem $\text{PSIM}[\text{CliffP}(Q)_L]$, as claimed. \square

In the next section, we will use a deterministic oracle for $\text{PSIM}[\text{CliffP}(Q)_L]$ to learn stabilizers of states $I_A \otimes (C_L \cdots C_1)\Phi$.

3.2 From $\text{PSIM}[\text{CliffP}(Q)_L]$ to learning stabilizers of $I_A \otimes (C_L \cdots C_1)\Phi$

By definition, the output P of the circuit $\text{CliffP}(Q)_L$ (see Fig. 2) can be interpreted as outputting the result of measuring the state

$$(I_A \otimes (C_L \cdots C_1))\Phi \quad (35)$$

in a basis of maximally entangled states obtained by rotating the Bell basis by $I_A \otimes Q^\dagger D^\dagger$. Here the effect of the Pauli $Q = Q(C_1, \dots, C_L)$ is simply to possibly flip the measurement result (i.e., it can equivalently be achieved by classical post-processing). By choosing different inputs (C_1, \dots, C_L, D) with (C_1, \dots, C_L) fixed and varying over $D \in \mathcal{C}$, a deterministic oracle \mathcal{O} for the problem $\text{PSIM}[\text{CliffP}(Q)_L]$ thus essentially allows to simulate the effect of measuring the state (35) in different bases of stabilizer states. A protocol using such measurement results to determine the state (35) (or learn some information about it) therefore allows to determine (or learn some information about) the product $C_L \cdots C_1$. As we will discuss in Section 3.3, such information can in turn be used to solve the so-called word problem for the Clifford group of a single qubit.

In this section, we give a protocol for learning the stabilizers of the state (35) using a deterministic oracle \mathcal{O} for $\text{PSIM}[\text{CliffP}(Q)_L]$. More precisely, the corresponding algorithm learns two distinct stabilizer generators of the state (35) up to signs, see Theorem 3.4 below. In other words, it finds two distinct (non-identity) Pauli operators that have expectation 1 or -1 in this state. Allowing for this remaining sign ambiguity has the key advantage that the function $Q(C_1, \dots, C_L)$ does not need to be evaluated in the protocol.

The protocol borrows heavily from the pioneering work [14]. Indeed, Theorem 3.4 below is obtained by specializing the results of [14] to the problem at hand.

3.2.1 On the need for possibilistic state tomography

We emphasize that the problem of determining stabilizers of the state (35) using an oracle \mathcal{O} for $\text{PSIM}[\text{CliffP}(Q)_L]$ cannot directly be solved using standard techniques for (stabilizer) quantum state tomography. This is because of the possibilistic nature of the simulation provided by \mathcal{O} . Accordingly, we refer to the problem under consideration as possibilistic tomography.

To clarify the special difficulties associated with possibilistic tomography, consider a setting where several copies of an unknown stabilizer state $\Psi \in (\mathbb{C}^2)^{\otimes 2}$ can be generated/are available. This is the setting of standard tomography. Here a set $\{S_1, S_2\}$ of generators of the stabilizer group (up to a phase) of Ψ can efficiently be determined by a sequence of measurements with respect to different Pauli bases, see e.g., [3, 17].

One of the key achievements of [14] is to extend this stabilizer state tomography to the possibilistic setting, where the process of measuring a state Ψ in a Pauli basis is replaced by an oracle \mathcal{O} simulating the measurement. Remarkably, possibilistic simulation is sufficient, i.e., the simulated measurement results produced by \mathcal{O} only need to lie in the support of the output distribution defined by Born's rule for measurements. While this notion of simulation has been referred to as possibilistic in [25], the authors of [14] express this by saying that \mathcal{O} can be adversarial.

3.2.2 Possibilistic state tomography from the magic square

The procedure of [14] reduces possibilistic stabilizer state tomography to possibilistic circuit simulation. Here we restate their result in a simplified and specialized form suitable for our purposes:

Theorem 3.4 (Adapted from [14]). *Let $Q : \mathcal{C}^L \rightarrow \mathcal{P}$ be arbitrary. Suppose \mathcal{O} is a deterministic oracle (i.e., a function) solving $\text{PSIM}[\text{CliffP}(Q)_L]$. There is an algorithm $\mathcal{A}^\mathcal{O}$ with access to \mathcal{O} with the following properties:*

- (i) $\mathcal{A}^\mathcal{O}$ takes as input a sequence $(C_1, \dots, C_L) \in \mathcal{C}^L$.
- (ii) The output of $\mathcal{A}^\mathcal{O}$ is a pair (S_1, S_2) of two distinct two-qubit Pauli operators of the form $S_j = P_A^j \otimes P_B^j$ with $P_A^j, P_B^j \in \mathcal{P}$, such that $S_j \neq I_A \otimes I_B$, for $j = 1, 2$.
- (iii) Each operator S_j for $j = 1, 2$ has expectation value $\{\pm 1\}$ in the state $(I_A \otimes C_L \cdots C_1) |\Phi\rangle$.
- (iv) The algorithm $\mathcal{A}^\mathcal{O}$ makes $O(1)$ queries to \mathcal{O} .
- (v) The algorithm $\mathcal{A}^\mathcal{O}$ is realizable by a non-uniform AC^0 -circuit.

In the remainder of this section, we outline the proof of Theorem 3.4. We first show that the oracle \mathcal{O} can be used to learn a non-stabilizer M of the state $(I_A \otimes C_L \cdots C_1) \Phi$. Here a non-stabilizer of a stabilizer state Ψ is a Pauli operator M such that $\langle \Psi | M | \Psi \rangle = 0$.

Lemma 3.5. *Let \mathcal{O} be a deterministic oracle for $\text{PSIM}[\text{CliffP}(Q)_L]$. Then there is an NC^0 -algorithm $\mathcal{N}^\mathcal{O}$ which takes as input an L -tuple $(C_1, \dots, C_L) \in \mathcal{C}^L$,*

- (i) *makes 6 queries to \mathcal{O} , and*
- (ii) *outputs a non-stabilizer M of the state $(I_A \otimes C_L \cdots C_1) \Phi$.*

The proof of Lemma 3.5 exploits the fact that measurements of the observables of the magic square illustrated in Fig. 9 cannot be explained by a non-contextual model.

Proof. Each row $j \in [3]$ of the magic square in Fig. 9 consists of three commuting Pauli observables $(P_{j,1}, P_{j,2}, P_{j,3})$ which can be jointly measured, i.e., give rise to a measurement with outcomes $(m_{j,1}, m_{j,2}, m_{j,3}) \in \{\pm 1\}^3$ corresponding to the eigenvalues of the corresponding operators. Similarly, each column $k \in [3]$ of the magic square defines a measurement with three (dependent) measurement outcomes $(m'_{1,k}, m'_{2,k}, m'_{3,k})$ associated with observables $(P_{1,k}, P_{2,k}, P_{3,k})$. In total, the magic square thus defines six measurements, one for each row and column.

Suppose we have six copies of a two-qubit stabilizer state Ψ . Using three copies to perform the measurements associated with each row gives a matrix $m = (m_{j,k}) \in \text{Mat}_{3 \times 3}(\{\pm 1\})$ of measurement outcomes. Using the remaining three copies to perform the measurements associated which each column similarly gives a matrix $m' = (m'_{j,k}) \in \text{Mat}_{3 \times 3}(\{\pm 1\})$. Because of the “magic square relations”

$$\begin{aligned} P_{j,1}P_{j,2}P_{j,3} &= -I & \text{for every } j &\in [3] \\ P_{1,k}P_{2,k}P_{3,k} &= I & \text{for every } k &\in [3] \end{aligned}$$

satisfied by the observables $\{P_{j,k}\}_{j,k}$ in the magic square, we have

$$m_{j,1}m_{j,2}m_{j,3} = -1 \quad \text{for every } j \in [3] \quad (36)$$

$$m'_{1,k}m'_{2,k}m'_{3,k} = 1 \quad \text{for every } k \in [3]. \quad (37)$$

Because a magic square, i.e., a $\{\pm 1\}$ -valued matrix satisfying both (36) and (37) does not exist, there must be a pair $(j,k) \in [3]^2$ such that $m_{j,k} \neq m'_{j,k}$. The corresponding Pauli operator $P_{j,k}$ thus leads to a measurement result $+1$ and a measurement result -1 , depending on the context. This means that $P_{j,k}$ must be a non-stabilizer of Ψ . In summary, a non-stabilizer M of a two-qubit stabilizer state Ψ can be obtained with certainty by performing Pauli measurements on six copies of Ψ .

We can apply this idea to construct an algorithm $\mathcal{N}^{\mathcal{O}}$ as specified in the lemma using an oracle \mathcal{O} for $\text{PSIM}[\text{CliffP}(Q)_L]$. Recall that on input $(C_1, \dots, C_L, D) \in \mathcal{C}^{L+1}$, the oracle \mathcal{O} produces a Pauli operator P occurring with non-zero probability $p^{\text{CliffP}(Q)_L}(P \mid C_1, \dots, C_L, D)$ in the output distribution of $\text{CliffP}(Q)_L$. We note that this output probability can be written as

$$p^{\text{CliffP}(Q)_L}(P \mid C_1, \dots, D) = |\langle \Phi_P(D) \mid (I_A \otimes Q(C_1 \cdots C_L)) \mid \Phi \rangle|^2,$$

where $Q = Q(C_1, \dots, C_L)$ and where

$$\mid \Phi_P(D) \rangle := (I_A \otimes D^\dagger P) \mid \Phi \rangle \quad \text{for } P \in \mathcal{P}$$

defines a rotated Bell basis $(I_A \otimes D^\dagger)\mathcal{B} := \{\Phi_P(D)\}_{P \in \mathcal{P}}$ (with $\mathcal{B} := \{\Phi_P(I)\}_{P \in \mathcal{P}}$ being the standard Bell basis), see expression (16). In other words, this output distribution is identical to that obtained when measuring the state

$$I_A \otimes (Q(C_1, \dots, C_L)C_L \cdots C_1) \mid \Phi \rangle \quad (38)$$

using the von Neumann measurement with the orthonormal basis $(I \otimes D^\dagger)\mathcal{B}$.

We argue below that by suitably choosing D and applying the von Neumann measurement with basis $(I \otimes D^\dagger)\mathcal{B}$, we can realize any row- and every column-measurement associated with the magic square. This means that query access to \mathcal{O} with (C_1, \dots, C_L) fixed and $D \in \mathcal{C}$ arbitrary immediately translates to the (possibilistic) simulation of magic square-measurements in the state (38). In particular, six queries to \mathcal{O} of the form (C_1, \dots, C_L, D) with $D \in \mathcal{C}$ reveal a non-stabilizer M of the state (38). The claim (ii) follows from this using the following simple fact: If M is a non-stabilizer of a stabilizer state $(I_A \otimes Q)\Psi$ and $Q \in \mathcal{P}$ is arbitrary, then M is also a non-stabilizer of the state Ψ .

It remains to argue that the measurement of any row or column of operators in the magic square is equivalent to a von Neumann measurement in a rotated Bell basis $(I \otimes D^\dagger)\mathcal{B}$ for a suitably chosen $D \in \mathcal{C}$. To this end, observe that for any two single-qubit Cliffords $D_A, D_B \in \mathcal{C}$ and any Pauli $P' \in \mathcal{P}$, we have the identity

$$\begin{aligned} (D_A \otimes D_B)(I_A \otimes P') \mid \Phi \rangle &= (I_A \otimes P'')(D_A \otimes D_B) \mid \Phi \rangle & \text{where } P'' &:= D_B P' D_B^\dagger \\ &= (I_A \otimes P'')(I_A \otimes D_B D_A^T) \mid \Phi \rangle \\ &= (I_A \otimes D_B D_A^T P) \mid \Phi \rangle \\ &= \mid \Phi_P(D) \rangle \end{aligned}$$

$$\begin{array}{ccc}
X \otimes X & Y \otimes Y & Z \otimes Z \\
Y \otimes Z & Z \otimes X & X \otimes Y \\
Z \otimes Y & X \otimes Z & Y \otimes X
\end{array}$$

Figure 9: The matrix $(P_{j,k})_{j,k=1}^3$ of Pauli observables forming the magic square

where

$$D := (D_B D_A^T)^\dagger \quad (39)$$

$$P := (D_B D_A^T)^\dagger P'' D_B D_A^T = (D_A^T)^\dagger P' D_A^T. \quad (40)$$

This is because the Bell state $|\Phi\rangle$ satisfies $(I \otimes L)|\Phi\rangle = (L^T \otimes I)|\Phi\rangle$ for any operator L on \mathbb{C}^2 . Eqs. (40) and (39) imply that – up to a relabeling of the measurement results as expressed by (40), the von Neumann measurement in the rotated Bell basis $(I \otimes D^\dagger)\mathcal{B}$ is equivalent to a von Neumann measurement in the basis $(D_A \otimes D_B)\mathcal{B}$ consisting of the rotated Bell states

$$(D_A \otimes D_B)(I_A \otimes P)|\Phi\rangle \quad \text{for} \quad P \in \mathcal{P}.$$

Elements of the Bell basis \mathcal{B} are stabilizer states having stabilizer generators of the form

$$(\pm X_A \otimes X_B, \pm Z_A \otimes Z_B).$$

It follows that elements of the rotated Bell basis $(D_A \otimes D_B)\mathcal{B}$ have stabilizer generators of the form

$$(\pm X'_A \otimes X'_B, \pm Z'_A \otimes Z'_B) \quad \text{where} \quad \begin{cases} X'_A = D_A X_A D_A^\dagger \\ Z'_A = D_A Z_A D_A^\dagger \\ X'_B = D_B X_B D_B^\dagger \\ Z'_B = D_B Z_B D_B^\dagger \end{cases} \quad (41)$$

A von Neumann measurement in the rotated Bell basis $(D_A \otimes D_B)\mathcal{B}$ – which, as shown above, is equivalent to a measurement in the basis $(I_A \otimes D^\dagger)\mathcal{B}$ – reveals the basis state, that is, the pair of eigenvalues of $X'_A \otimes X'_B$ and $Z'_A \otimes Z'_B$, respectively.

We note that any pair $(P_1 \otimes P_2, Q_1 \otimes Q_2)$ of Pauli observables with $P_1, P_2, Q_1, Q_2 \in \{X, Y, Z\}$ and $P_j \neq Q_j$ for $j = 1, 2$ can be written in the form (41) for suitably chosen Clifford operators D_A, D_B . It is straightforward to check that every row and column of the magic square in Fig. 9 contains a pair $(X'_A \otimes X'_B, Z'_A \otimes Z'_B)$ of two-qubit operators satisfying this condition (the third operator is equal to $\pm(X'_A \otimes X'_B)(Z'_A \otimes Z'_B)$ and its eigenvalue can be obtained from the measurement results of the other two operators). Thus each row or column of the magic square can be measured by using a von Neumann measurement in a rotated Bell basis of the form $(I_A \otimes D^\dagger)\mathcal{B}$, as claimed.

The fact that the algorithm $\mathcal{N}^\mathcal{O}$ is realizable by an NC^0 -circuit is obvious since it only manipulates a constant number of bits. \square

The algorithm $\mathcal{N}^\mathcal{O}$ of Lemma 3.5 only provides a single non-stabilizer. However, using a randomization procedure based on Kilian randomization and using $\mathcal{N}^\mathcal{O}$ as a subroutine, it is possible to construct an algorithm which produces a uniformly random non-stabilizer of $(I_A \otimes C_L \cdots C_1)\Phi$. Let us call $\mathcal{N}^\mathcal{O}$ by \mathcal{R} .

Theorem 3.6 (Kilian-randomization-based algorithm). *There is a randomized NC^0 -algorithm $\mathcal{N}_{\text{uniform}}^\mathcal{R}$, which uses polynomially many random bits. Given an input $(C_1, \dots, C_L) \in \mathcal{C}^L$ the algorithm $\mathcal{N}_{\text{uniform}}^\mathcal{R}$*

(i) makes 1 query to \mathcal{R} , and

(ii) outputs a uniformly random non-stabilizer of $(I_A \otimes C_L \cdots C_1)\Phi$.

We defer the description of $\mathcal{N}_{\text{uniform}}^{\mathcal{R}}$ and the proof of Theorem 3.6 to Appendix A.

An algorithm such as the one described in Theorem 3.6 which provides a uniformly chosen non-stabilizer of a stabilizer state Ψ can be run repeatedly to (eventually) learn the stabilizer group of Ψ . For a sufficiently large but constant number of calls to such an algorithm, a pair (S_1, S_2) of Pauli operators with the desired property can be computed with high probability. We can derandomize the learning algorithm in a non-uniform manner and obtain an AC^0/poly algorithm by using the result of Ajtai and Ben-Or [5] which builds on approximate counting [22].

Theorem 3.4 follows from these arguments, see Theorem 3.6 in Appendix A for details.

3.3 Quantum advantage against NC^0 from PSIM [Telep]

In this section, we finish the argument for our result, establishing a quantum advantage for the PSIM [Telep] problem against (non-uniform) NC^0 .

In Section 3.1, we showed that a possibilistic NC^0/poly simulator for Telep circuits implies a possibilistic NC^0/poly simulator for $\text{CliffP}(Q)$ for some fixed function Q :

$$(\text{PSIM [Telep]} \in \text{NC}^0/\text{poly}) \quad \Rightarrow \quad (\exists Q: \text{PSIM [CliffP}(Q)] \in \text{NC}^0/\text{poly}) . \quad (42)$$

We will use the possibilistic simulation for the $\text{CliffP}(Q)$ problem together with possibilistic state tomography, Section 3.2 (specialized from [14]), to solve certain word problem for a fixed group that is as hard as PARITY. This will lead to the following implication:

$$(\exists Q: \text{PSIM [CliffP}(Q)] \in \text{NC}^0/\text{poly}) \quad \Rightarrow \quad (\text{PARITY} \in \text{AC}^0/\text{poly}) .$$

Combining it with Eq. (42) we will obtain

$$(\text{PSIM [Telep]} \in \text{NC}^0/\text{poly}) \quad \Rightarrow \quad (\text{PARITY} \in \text{AC}^0/\text{poly}) .$$

This contradicts $\text{PARITY} \notin \text{AC}^0/\text{poly}$ [15]. Hence, $\text{PSIM [Telep]} \notin \text{NC}^0/\text{poly}$.

We relate PARITY and word problem for a fixed group in Section 3.3.1 and use it to complete the proof of quantum advantage from PSIM [Telep] in Section 3.3.2.

3.3.1 PARITY as a word problem for the Clifford group

The word problem for groups is defined as follows. Let G be a group with identity element $\mathbf{e} \in G$. The word problem for the group G is to decide for an input sequence of group elements $(g_1, \dots, g_L) \in G^L$ whether the product $g_L \cdots g_1$ equals the identity element \mathbf{e} . In our scenario we use the promise variant which promises that the product is either identity or some chosen element. We denoted this problem $\text{WP}(G, g)$. A sequence of group elements (g_1, \dots, g_L) is a yes-instance if $g_L \cdots g_1 = \mathbf{e}$ and no-instance if $g_L \cdots g_1 = g$.

Consider the word problem $\text{WP}(\mathcal{C}, H)$, where \mathcal{C} is the group of one-qubit Clifford unitaries with the standard product operation and H the Hadamard unitary. We show that PARITY reduces to this problem. Let $x \in \{0, 1\}^L$ be a bit string. We will show how to use $\text{WP}(\mathcal{C}, H)$ with the input length L to compute PARITY of the input x . Set

$$g_i := H^{x_i} \quad \text{for all} \quad i \in [n] . \quad (43)$$

Since $H^2 = I$, the product

$$g_L \cdots g_1 = H^{\text{PARITY}(x)} = \begin{cases} I & \text{if } x \text{ has even parity, and} \\ H & \text{if } x \text{ has odd parity .} \end{cases}$$

Hence we can use $\text{WP}(\mathcal{C}, H)$ to solve PARITY .

We note that this discussion may appear overly detailed to simply compute the parity. However, one may use other (Clifford) groups and corresponding word problems to address other computational tasks, along the lines of [14]. In particular, using for example two qubits and corresponding teleportation circuits, one could obtain circuits solving word problems associated with S_5 , related to Barrington's theorem [6]. We expect that it is possible to find similar (non-interactive) quantum advantage protocol by such modifications. However, because of the use of lightcone-type arguments, our line of reasoning cannot provide separations beyond NC^0 .

3.3.2 PSIM [Telep] cannot be in NC^0

In the following lemma we use a deterministic oracle for the $\text{PSIM}[\text{CliffP}(Q)]$ problem together with the possibilistic state tomography from Section 3.2 to solve PARITY .

Lemma 3.7. *Let \mathcal{O} be a deterministic oracle for the $\text{PSIM}[\text{CliffP}(Q)]$ problem. There is a non-uniform AC^0 circuit that makes $O(1)$ queries to \mathcal{O} and solves the PARITY problem.*

Proof. Let $x \in \{0, 1\}^L$ be an input instance of the PARITY_L problem. Set, as in Eq. (43), (C_1, \dots, C_L) where $C_i := H^{x_i}$. Again $C_L \cdots C_1 = H^{\text{PARITY}(x)}$.

We will use the learning procedure with the oracle for the $\text{PSIM}[\text{CliffP}(Q)_L]$ problem established in Theorem 3.4 to learn the stabilizer group (up to the sign factor) of the state

$$(I_A \otimes C_L \cdots C_1)\Phi = I_A \otimes (H^{\text{PARITY}(x)}) \Phi .$$

This theorem tells us that there is an AC^0/poly algorithm that makes $O(1)$ queries to the oracle \mathcal{O} and determines a pair $(S_1, S_2) \in (\mathcal{P} \otimes \mathcal{P})^2$ of two distinct (non-identity) Pauli operators. Such that, each S_i has expectation value ± 1 in the state $(I \otimes H^{\text{PARITY}(x)}) \Phi$. Let us list what are the possible outcomes for the two options, i.e., when x has even and odd parity:

- (i) If x has even parity the algorithm learns the stabilizer group of the state $(I_A \otimes H^{\text{PARITY}(x)}) \Phi = \Phi$. It is straightforward to check that the valid outputs (S_1, S_2) of the learning algorithm are two distinct elements of the set $S_{\text{even}} := \{X \otimes X, Z \otimes Z, Y \otimes Y\}$.
- (ii) If x has odd parity the algorithm learns the stabilizers of the state $(I \otimes H)\Phi$. The output (S_1, S_2) are two distinct elements of the set $S_{\text{odd}} := \{X \otimes Z, Z \otimes X, Y \otimes Y\}$.

Since $|S_{\text{even}} \cap S_{\text{odd}}| = 1$, we can determine the parity of x from the output (S_1, S_2) . □

One of the most important results in circuits complexity is that PARITY is not contained in the (non-uniform) complexity class AC^0 . This result was first shown by Ajtai [4] and independently by Furst, Saxe, and Sipser [12]. Improvements were given by Yao [27], and Håstad [15] based on random restrictions (i.e., so-called “switching lemmas”). Razborov [18], and Smolensky [20] gave a proof based on polynomials.

Theorem 3.8 ($\text{PARITY} \notin \text{AC}^0/\text{poly}$ [21]). *If $\text{PARITY}_n: \{0, 1\}^n \rightarrow \{0, 1\}$ is realisable by a (non-uniform) AC^0 -circuit of depth d then its size S is*

$$S \geq 2^{\Omega(n^{1/(d-1)})} .$$

We use this result to complete our argument and show that there cannot be a (non-uniform) NC^0 circuit for $\text{PSIM}[\text{Telep}]$. Since the Telep_n quantum circuit trivially solves $\text{PSIM}[\text{Telep}_n]$ this completes the proof of the main theorem, i.e., Theorem 1.1.

Theorem 3.9 ($\text{PSIM}[\text{Telep}] \notin \text{NC}^0/\text{poly}$). *The possibilistic simulation of the Telep circuit, i.e., the $\text{PSIM}[\text{Telep}]$ problem, is not in (non-uniform) NC^0 .*

Proof. For the sake of contradiction, assume that there is a (non-uniform) circuit C_n for the $\text{PSIM}[\text{Telep}_n]$ problem for any n .

We will use C_n in a non-black-box way. From Lemma 3.3 we have that there is an $L = \Theta(n)$ and a non-uniform NC^0 algorithm \mathcal{A} that solves $\text{PSIM}[\text{CliffP}(Q)_L]$ for some fixed function $Q: \mathcal{C}^L \rightarrow \mathcal{P}$. This algorithm can be constructed from the algorithm $\mathcal{B}_{L,m,\mathcal{J}}^{C_n}$ (Algorithm 2) by fixing the parameters m, \mathcal{J} that are specific for the C_n in the non-uniform way, i.e., \mathcal{A} is in NC^0/poly .

Lemma 3.7 tells us that we can use \mathcal{A} to solve PARITY in AC^0/poly with oracle access to \mathcal{A} . Since \mathcal{A} is in NC^0/poly , we can solve PARITY by an AC^0/poly algorithm.

This gives a contradiction with $\text{PARITY} \notin \text{AC}^0/\text{poly}$, i.e., with Theorem 3.8. Hence there is no (even non-uniform) NC^0 -circuit for the $\text{PSIM}[\text{Telep}]$ problem. \square

A $\text{PSIM}[\text{CliffP}(Q)]$ and possibilistic state tomography

In this appendix we finish the proof of Theorem 3.4 from Section 3.2.2. It follows by specializing the arguments given in [14].

For convenience, let us define the non-stabilizer problem. Given an input $(C_1, \dots, C_L) \in \mathcal{C}^L$ the non-stabilizer problem is to output $P_A \otimes P_B \in \mathcal{P}^2$, such that $P_A \otimes P_B$ is a non-stabilizer of the stabilizer state $(I_A \otimes C_L \cdots C_1)\Phi$.

The remainder of the arguments of [14] shows that an oracle \mathcal{O} for the non-stabilizer problem can be used to produce a uniformly random non-stabilizer of $(I_A \otimes C_L \cdots C_1)\Phi$. We can then use this algorithm to produce generators of the stabilizer group of this state.

The algorithm for uniformly random non-stabilizer relies on the following:

Lemma A.1. *Let Ψ be a stabilizer state and M a non-stabilizer of Ψ . If V is a Clifford unitary chosen uniformly at random among the set of Cliffords satisfying $V\Psi = \Psi$, then VMV^\dagger is a uniformly chosen non-stabilizer of Ψ .*

For a proof see [14, Proof of Theorem 24].

Consider the Algorithm 3 below. It builds on Kilian's randomization [16] and satisfies the properties proven in Lemma A.2, see [14, Theorem 24].

Algorithm 3 Kilian-randomized function $\mathcal{M}^\mathcal{O}$. Here \mathcal{O} is an oracle outputting a non-stabilizer of $(I_A \otimes C_L \cdots C_1)\Phi$ on input $(C_1, \dots, C_L) \in \mathcal{C}^L$.

```

1: function  $\mathcal{M}^\mathcal{O}(C_1, \dots, C_L)$ 
2:    $D_1, \dots, D_L \leftarrow$  uniformly random Clifford unitaries
3:    $C'_1 \leftarrow D_1 C_1$ 
4:   for  $j = 2, \dots, L$  do
5:      $C'_j \leftarrow D_j C_j D_{j-1}^{-1}$ 
6:    $M \leftarrow \mathcal{O}(C'_1, \dots, C'_L)$ 
7:   return  $(I_A \otimes D_L)^\dagger M (I_A \otimes D_L)$ 

```

Lemma A.2. *Let \mathcal{O} be a deterministic oracle for the non-stabilizer problem. The Algorithm 3 satisfies:*

- (i) *On input (C_1, \dots, C_L) , the algorithm $\mathcal{M}^\mathcal{O}$ makes one query to the oracle \mathcal{O} and returns a non-stabilizer of $(I_A \otimes \prod_{i=1}^L C_i)\Phi$.*

(ii) There is a random variable \widetilde{M} on \mathcal{P} such that for any sequence C_1, \dots, C_L of Cliffords, the output $\mathcal{M}^\mathcal{O}(C_1, \dots, C_L)$ satisfies

$$\mathcal{M}^\mathcal{O}(C_1, \dots, C_L) = \left(I_A \otimes \prod_{i=1}^L C_i \right) \widetilde{M} \left(I_A \otimes \prod_{i=1}^L C_i \right)^\dagger$$

with certainty. In particular, the dependence of the output of $\mathcal{M}^\mathcal{O}$ on the input (C_1, \dots, C_L) is only via the product $\prod_{i=1}^L C_i$.

(iii) The support of the distribution $P_{\widetilde{M}}$ is contained in the set of non-stabilizers of the state Φ .

Proof. Claim (i) follows immediately from the definition of $\mathcal{M}^\mathcal{O}$: The operator M obtained in Step (6) of the Algorithm 3 is a non-stabilizer of $I_A \otimes (C'_L \cdots C'_1) \Phi = (I_A \otimes D_L(\prod_{i=1}^L C_i)) \Phi$, hence $(I_A \otimes D_L)^\dagger M (I_A \otimes D_L)$ is a non-stabilizer of $(I_A \otimes \prod_{i=1}^L C_i) \Phi$.

For the proof of (ii), consider the following procedure, given (C_1, \dots, C_L) : Pick D_L uniformly at random from the Clifford group, then pick (C'_1, \dots, C'_L) uniformly from the set of sequences satisfying

$$C'_L \cdots C'_1 = D_L \prod_{i=1}^L C_i. \quad (44)$$

Then set

$$M = \mathcal{O}(C'_1, \dots, C'_L)$$

and

$$\widetilde{M} = (I \otimes (C'_L \cdots C'_1))^\dagger M (I \otimes (C'_L \cdots C'_1)). \quad (45)$$

Observe first that the distribution $P_{\widetilde{M}}$ is a function of $\prod_{i=1}^L C_i$ only and does not depend on the choice of (C_1, \dots, C_L) otherwise. Indeed, the sequence (C_1, \dots, C_L) only determines $\prod_{i=1}^L C_i$, implying that the product $D_L \prod_{i=1}^L C_i$ in (44) has a distribution which is a function of the product $\prod_{i=1}^L C_i$ only. Because the distribution of (C'_1, \dots, C'_L) is fixed by $D_L \prod_{i=1}^L C_i$ by definition, it follows that the distribution of M is determined by the product $\prod_{i=1}^L C_i$ (with no additional dependence on (C_1, \dots, C_L)). It follows similarly from (45) that the distribution of \widetilde{M} has this property.

By definition, we have

$$\begin{aligned} \left(I_A \otimes \prod_{i=1}^L C_i \right) \widetilde{M} \left(I_A \otimes \prod_{i=1}^L C_i \right)^\dagger &= \left(I_A \otimes \left(\prod_{i=1}^L C_i \right) (C'_L \cdots C'_1)^\dagger \right) M \left((I_A \otimes (C'_L \cdots C'_1) \prod_{i=1}^L C_i) \right)^\dagger \\ &= \left(I_A \otimes \prod_{i=1}^L C_i \left(D_L \prod_{i=1}^L C_i \right)^\dagger \right) M \left(I_A \otimes \left(D_L \prod_{i=1}^L C_i \right) \prod_{i=1}^L C_i \right)^\dagger \\ &= (I_A \otimes D_L)^\dagger M (I_A \otimes D_L) \\ &= (I_A \otimes D_L)^\dagger \mathcal{O}(C'_1, \dots, C'_L) (I_A \otimes D_L) \end{aligned} \quad (46)$$

where we used (44) in the second step. Observe that the marginal distributions $P_{C'_1 \cdots C'_L D_L}$ are identical for both algorithms \mathcal{M} and the procedure used in this proof: This is because

Algorithm 4 Randomization function \mathcal{M}' .

```
1: function  $\mathcal{M}'(C_1, \dots, C_L)$ 
2:    $V \leftarrow$  a random Clifford satisfying  $V\Phi = \Phi$ .
3:    $C'_1 \leftarrow C_1 V$ 
4:   for  $j = 2, \dots, L$  do
5:      $C'_j \leftarrow C_j$ 
6:    $M \leftarrow \mathcal{M}^\mathcal{O}(C'_1, \dots, C'_L)$ 
7:   return  $M$ 
```

steps (4) and (5) amount to Kilian randomization [16], producing a uniformly random sequence (C'_1, \dots, C'_L) of group elements with a fixed product as in (44). It follows that (46) is indeed identical to the output of \mathcal{M} as claimed.

Finally, the claim (iii) is an immediate consequence of (i) and (ii). \square

Let \mathcal{M} be as specified in Algorithm 3 with an oracle access to the oracle \mathcal{O} that solves the non-stabilizer problem. Consider the algorithm \mathcal{M}' specified in Algorithm 4. Then we have the following (see [14, Theorem 24]):

Lemma A.3. *On input (C_1, \dots, C_L) , the algorithm \mathcal{M}' returns a uniformly distributed non-stabilizer of $(I_A \otimes \prod_{i=1}^L C_i) \Phi$.*

Proof. Let \widetilde{M} denote the Pauli-valued random variable from Lemma A.2. Let V be a uniformly distributed one-qubit Clifford unitary subject to the constraint $V\Phi = \Phi$. Then we have

$$\begin{aligned} P_{\mathcal{M}'(C_1, \dots, C_L)} &= P_{\mathcal{M}^\mathcal{O}(C_1 V, C_2, \dots, C_L)} \\ &= P_{\prod_{i=1}^L C_i V \widetilde{M} V^\dagger \prod_{i=1}^L C_i^\dagger} \end{aligned}$$

by definition of the algorithm \mathcal{M}' and Lemma A.2 (ii). Since \widetilde{M} is supported on the set of non-stabilizers of the state Φ (see Lemma A.2 (iii)), it follows from Lemma A.1 that $V \widetilde{M} V^\dagger$ is a random non-stabilizer of Φ with uniform distribution. The claim follows from this. \square

Finally, we combine a deterministic oracle for the non-stabilizer problem and the randomization procedure that we specified in Algorithms 3 and 4 to an algorithm learning the stabilizer group of the state $(I_A \otimes C_L \cdots C_1) \Phi$ (up to a sign factor).

Theorem A.4. *Let \mathcal{O} be a deterministic oracle for the non-stabilizer problem. There is an AC^0/poly algorithm with an oracle access to \mathcal{O} that, on input (C_1, \dots, C_L)*

(i) *makes $O(1)$ oracle calls to \mathcal{O} ,*

(ii) *outputs two distinct non-identity Pauli operators S_1, S_2 such that*

$$\langle \Phi | (I_A \otimes (C_L \cdots C_1))^\dagger S_j (I_A \otimes (C_L \cdots C_1)) | \Phi \rangle \in \{\pm 1\} \quad \text{for } j = 1, 2 .$$

Proof. Let Ψ be a stabilizer state. A Pauli operator M has expectation value $\langle \Psi | M | \Psi \rangle \in \{\pm 1\}$ if and only if M commutes with each stabilizer of Ψ . If this is not the case, then M is a non-stabilizer. It follows that a two-qubit stabilizer state has exactly 12 non-stabilizers of the form $P_A \otimes P_B$ with $(P_A, P_B) \in \mathcal{P}^2$. The remaining 4 operators constitute (up to \pm -signs) the stabilizer group of Ψ . In particular, given the 12 non-stabilizers of Ψ , it is straightforward to output two distinct non-identity Pauli operators $S_1 = P_A \otimes P_B$, $S_2 = P'_A \otimes P'_B$ such that $\langle \Psi | S_j | \Psi \rangle \in \{\pm 1\}$ for $j = 1, 2$.

We apply this to the state $\Psi = (I_A \otimes C_L \cdots C_1)\Phi$. Let \mathcal{M}' be the algorithm defined in Algorithm 4, using the function $\mathcal{M}^{\mathcal{O}}$ given in Algorithm 3. Notice that this algorithm returns a uniformly random non-stabilizer of Ψ given the input $C_L \cdots C_1$. Then, there is an algorithm \mathcal{M}'' that uses $O(1)$ queries to \mathcal{M}' and determines, with probability at least $2/3$, all 12 non-stabilizers of Ψ of the form $P_A \otimes P_B$ with $(P_A, P_B) \in \mathcal{P}^2$ or it reports failure. We can exploit the fact that we are allowing for non-uniformity to derandomize this algorithm using the result of Ajtai and Ben-Or [5] (see Theorem A.5). Thus we end up with an AC^0/poly algorithm with the desired properties that makes $O(1)$ oracle queries to the oracle \mathcal{O} . The claim follows. \square

We used the following derandomization result in the proof of Theorem A.4.

Theorem A.5 (Ajtai and Ben-Or [5, Theorem 4.]). *Let \mathcal{L} be a decision problem. Let \mathcal{A} be an algorithm realizable by a probabilistic (non-uniform) AC^0 circuit that uses polynomially many random bits. Assume there is a fixed constant r such that \mathcal{A} accepts any $x \in \mathcal{L}$ with probability at least $1/2 + (\log n)^{-r}$, where n is the length of the input; and falsely accepts any $x \notin \mathcal{L}$ with probability at most $1/2$. Then there is non-uniform AC^0 circuit that decides \mathcal{L} .*

Acknowledgments

LC and RK gratefully acknowledge support by the European Research Council under grant agreement no. 101001976 (project EQUIPTNT). XCR thanks the Swiss National Science Foundation (SNF) for their support.

References

- [1] Scott Aaronson. Quantum computing, postselection, and probabilistic polynomial-time, 2004, quant-ph/0412187.
- [2] Scott Aaronson and Alex Arkhipov. The Computational Complexity of Linear Optics. In Proceedings of the Forty-Third Annual ACM Symposium on Theory of Computing, STOC '11, page 333–342, New York, NY, USA, 2011. Association for Computing Machinery.
- [3] Scott Aaronson and Daniel Gottesman. Identifying stabilizer states, 2008. See <http://pirsa.org/08080052/>.
- [4] Miklós Ajtai. Σ_1^1 -Formulae on finite structures. Ann. Pure Appl. Log., 24:1–48, 1983.
- [5] Miklós Ajtai and Michael Ben-Or. A Theorem on Probabilistic Constant Depth Computations. In Proceedings of the Sixteenth Annual ACM Symposium on Theory of Computing, STOC '84, page 471–474, New York, NY, USA, 1984. Association for Computing Machinery.
- [6] David A. Barrington. Bounded-width polynomial-size branching programs recognize exactly those languages in NC1. Journal of Computer and System Sciences, 38(1):150–164, 1989.
- [7] Sergey Bravyi, David Gosset, Robert König, and Marco Tomamichel. Quantum advantage with noisy shallow circuits. Nature Physics, 16(10):1040–1045, 2020.
- [8] Sergey Bravyi, David Gosset, and Robert König. Quantum advantage with shallow circuits. Science, 362(6412):308–311, October 2018.
- [9] Michael J. Bremner, Richard Jozsa, and Dan J. Shepherd. Classical simulation of commuting quantum computations implies collapse of the polynomial hierarchy. Proceedings of the Royal Society A: Mathematical, Physical and Engineering Sciences, 467(2126):459–472, 2011.

- [10] Edward Farhi and Aram Wettroth Harrow. Quantum Supremacy through the Quantum Approximate Optimization Algorithm. Technical report: MIT/CTP-4771, 2016, arXiv:1602.07674.
- [11] Stephen Fenner, Frederic Green, Steven Homer, and Yong Zhang. Bounds on the Power of Constant-Depth Quantum Circuits. In Maciej Liśkiewicz and Rüdiger Reischuk, editors, Fundamentals of Computation Theory, pages 44–55, Berlin, Heidelberg, 2005. Springer Berlin Heidelberg.
- [12] Merrick Furst, James B. Saxe, and Michael Sipser. Parity, circuits, and the polynomial-time hierarchy. Mathematical systems theory, 17(1):13–27, 1984.
- [13] Daniel Gottesman and Isaac L. Chuang. Demonstrating the viability of universal quantum computation using teleportation and single-qubit operations. Nature, 402(6760):390–393, nov 1999.
- [14] Daniel Grier and Luke Schaeffer. Interactive shallow Clifford circuits: Quantum advantage against NC^1 and beyond. In Proceedings of the 52nd Annual ACM SIGACT Symposium on Theory of Computing, pages 875–888, 2020.
- [15] Johan Håstad. Almost Optimal Lower Bounds for Small Depth Circuits. In Proceedings of the Eighteenth Annual ACM Symposium on Theory of Computing, STOC '86, page 6–20, New York, NY, USA, 1986. Association for Computing Machinery.
- [16] Joe Kilian. Founding cryptography on oblivious transfer. In Proceedings of the Twentieth Annual ACM Symposium on Theory of Computing, STOC '88, page 20–31, New York, NY, USA, 1988. Association for Computing Machinery.
- [17] Ashley Montanaro. Learning stabilizer states by Bell sampling, 2017, quant-ph/1707.04012.
- [18] Alexander A. Razborov. Lower bounds on the size of bounded depth circuits over a complete basis with logical addition. Mathematical notes of the Academy of Sciences of the USSR, 41:333–338, 1987.
- [19] Jeonghyeon Shin. Separation between shallow quantum and classical circuits based on quantum nonlocality. Master's thesis, Kyung Hee University, Republic of Korea, Aug. 2022.
- [20] Roman Smolensky. Algebraic Methods in the Theory of Lower Bounds for Boolean Circuit Complexity. In Proceedings of the Nineteenth Annual ACM Symposium on Theory of Computing, STOC '87, page 77–82, New York, NY, USA, 1987. Association for Computing Machinery.
- [21] Johan Håstad. Computational limitations for small-depth circuits. PhD thesis, MIT, 1987.
- [22] Larry Stockmeyer. The complexity of approximate counting. In Proceedings of the Fifteenth Annual ACM Symposium on Theory of Computing, STOC '83, page 118–126, New York, NY, USA, 1983. Association for Computing Machinery.
- [23] Barbara M. Terhal and David P. DiVincenzo. Adaptive Quantum Computation, Constant Depth Quantum Circuits and Arthur-Merlin Games. Quantum Inf. Comput., 4(2):134–145, 2004.
- [24] Maarten Van Den Nes. Classical Simulation of Quantum Computation, the Gottesman-Knill Theorem, and Slightly Beyond. Quantum Info. Comput., 10(3):258–271, mar 2010.

- [25] Daochen Wang. Possibilistic simulation of quantum circuits by classical circuits, 2021, quant-ph/1904.05282.
- [26] Adam Bene Watts, Robin Kothari, Luke Schaeffer, and Avishay Tal. Exponential separation between shallow quantum circuits and unbounded fan-in shallow classical circuits. In Proceedings of the 51st Annual ACM SIGACT Symposium on Theory of Computing, STOC 2019, page 515–526, New York, NY, USA, 2019. Association for Computing Machinery.
- [27] Andrew Chi-Chih Yao. Separating the Polynomial-time Hierarchy by Oracles. In 26th Annual Symposium on Foundations of Computer Science (SFCS 1985), pages 1–10, 1985.