

Electronic Structure Calculations with the Exact Pseudopotential and Interpolating Wavelet Basis

Tommi Höynälänmaa
e-mail: tommi.hoynalanmaa@tuni.fi
Niuvankuja 65
FI-70240, Kuopio, Finland

Tapio T. Rantala
e-mail: tapio.rantala@tuni.fi
Physics, Tampere University,
P. O. Box 692, FI-33101 Tampere, Finland

November 14, 2022

Abstract

Electronic structure calculations are mostly carried out with Coulomb potential singularity adapted basis sets like STO or contracted GTO. With other basis or for heavy elements the pseudopotentials may appear as a practical alternative. Here, we introduce the exact pseudopotential (EPP) to remove the Coulomb singularity and test it for orbitals of small atoms with the interpolating wave basis set. We apply EPP to the Galerkin method with a basis set consisting of Deslauriers–Dubuc scaling functions on the half-infinite real interval. We demonstrate the EPP–Galerkin method by computing the hydrogen atom 1s, 2s, and 2p orbitals and helium atom configurations He 1s², He 1s2s ¹S, and He 1s2s ³S. We compare the method to the ordinary interpolating wavelet Galerkin method (OIW–Galerkin) handling the singularity at the nucleus by excluding the scaling function located at the origin from the basis. We also compare the performance of our approach to that of finite–difference approach, which is another practical method for spherical atoms. We find the accuracy of the EPP–Galerkin method better than both of the above mentioned methods.

Keywords: interpolating wavelet, electronic structure, Schrödinger equation, Hartree–Fock

1 Introduction

The Coulomb singularity in the hamiltonian may appear as a challenge in electronic structure calculations. Singularity adapted Slater type atomic orbitals (STO) basis is the usual solution to this, and also, gaussian type contracted

basis functions (GTO) have turned out to be useful with sufficient accuracy. The latter one is more popular due to other practical advantages.

Pseudopotentials removing the singularity are another type of solution to this problem. In case the core electrons do not play an essential role in the problem at hand or valence electrons are expanded in plane waves, like it is with heavy elements or periodic crystalline systems. In those cases the pseudopotentials typically replace the nuclei and a number of core electrons with their charge distribution, and possibly, some other core properties.

One-dimensional interpolating wavelets have been used for atomic computations for example in Ref. [1]. Fischer and Defranceschi [2] have also solved hydrogen-like atoms with wavelets. In Ref. [1] we used ordinary Deslauriers–Dubuc interpolating wavelets [3, 4, 5, 6, 7] defined on the whole real axis so including the negative real axis in the computations. We handled the singularity at the origin by excluding the scaling function at the origin from the basis. We used the nonstandard operator form for the various operators needed in the computations. We computed the Schrödinger equation of hydrogenlike atoms (ions) and Hartree–Fock equations of some light many-electron atoms (helium, lithium, beryllium, neon, sodium, magnesium, and argon). In this article we repeat similar computations for hydrogen and helium atoms, but using a different method to handle the singularity of the potential and only one resolution level. We handle the singularity by computing the Schrödinger and Hartree–Fock equations for a range of variables $r \in [a, \infty[$ which does not contain the origin. Here r is the position coordinate. The range $r \in [0, a]$ is neglected for hydrogen and for helium its contribution to the Slater integrals is computed using the hydrogenic orbitals.

Arias [8] and Engeness and Arias [9] developed formalism for electronic structure calculations with interpolating wavelets so that matrix elements of the operators are computed as usual and overlap matrices are used in the matrix form of the Schrödinger equation. On the other hand, we use the interpolating dual scaling functions and wavelets for the computation of matrix elements.

One-dimensional interpolating multiresolution analysis in space $C_u(\mathbb{R})$ consisting of uniformly continuous bounded functions in \mathbb{R} has been constructed in Ref. [5]. One-dimensional interpolating multiresolution analysis in space $C_0(\mathbb{R})$ consisting of continuous functions in \mathbb{R} vanishing at infinity has been constructed in [6]. Both of these constructions are based on Deslauriers–Dubuc functions [3, 4]. Donoho [6] constructs wavelets on a finite real interval, too. We compute the eigenenergies of hydrogen atom 1s, 2s, and 2p orbitals and helium atom configurations He 1s², He 1s2s ¹S, and He 1s2s ³S with the EPP method using both Galerkin method with interpolating wavelets and finite difference method.

We denote the pointwise product of functions f and g by $f \star g$. We use atomic units throughout this article ($e = m_e = \hbar = 4\pi\epsilon_0 = 1$) and denote the atomic unit of energy by Ha (Hartree).

2 Interpolating Wavelets on Half-Infinite Interval

2.1 Interpolating Wavelets

Interpolating wavelets are a biorthogonal wavelet family. Since the dual scaling functions and dual wavelets of these functions are finite sums of Dirac delta functions the matrix elements involving interpolating wavelets usually require evaluating some function in a finite set of points. An interpolating wavelet family is defined by a mother scaling function φ , mother wavelet ψ , and four finite filters h_j , g_j , \tilde{h}_j , and \tilde{g}_j where $j = -m, \dots, m$. The functions φ , ψ , $\tilde{\varphi}$, and $\tilde{\psi}$ satisfy equations

$$\varphi(x) = \sum_{j=-m}^m h_j \varphi(2x - j), \quad (1)$$

$$\psi(x) = \sum_{j=-m}^m g_j \varphi(2x - j), \quad (2)$$

$$\tilde{\varphi}(x) = \sum_{j=-m}^m \tilde{h}_j \tilde{\varphi}(2x - j), \quad (3)$$

and

$$\tilde{\psi}(x) = \sum_{j=-m}^m \tilde{g}_j \tilde{\varphi}(2x - j). \quad (4)$$

The two-index basis functions and dual basis functions are

$$\varphi_{j,k}(x) = \varphi(2^j x - k), \quad (5)$$

$$\psi_{j,k}(x) = \psi(2^j x - k), \quad (6)$$

$$\tilde{\varphi}_{j,k}(x) = 2^j \tilde{\varphi}(2^j x - k), \quad (7)$$

and

$$\tilde{\psi}_{j,k}(x) = 2^j \tilde{\psi}(2^j x - k). \quad (8)$$

A wavelet basis consists of scaling functions $\varphi_{j_0,k}$, $k \in \mathbb{Z}$, and wavelets $\psi_{j,k}$, $j \geq j_0$, $k \in \mathbb{Z}$, where $j_0 \in \mathbb{Z}$ is the minimum resolution level. The expansion of an arbitrary (regular enough) function $f : \mathbb{R} \rightarrow \mathbb{R}$ in the wavelet basis is

$$f(x) = \sum_{k \in \mathbb{Z}} s_k \varphi_{j_0,k}(x) + \sum_{j \geq j_0} \sum_{k \in \mathbb{Z}} d_{j,k} \psi_{j,k}(x). \quad (9)$$

2.2 The Basis Set

This derivation is based on section 3 in [6]. We construct a basis set on half-infinite interval $\mathbb{R}_0 = \{r \geq 0 | r \in \mathbb{R}\}$. We define φ to be a Deslauriers-Dubuc scaling function of some order D and $\varphi_{j,k}(x) := \varphi(2^j x - k)$ for $j, k \in \mathbb{Z}$. We define a wavelet expansion of a function f on \mathbb{R}_0 by

$$\tilde{f} := \sum_{k=0}^D \beta_{j,k} \varphi_{j,k}^\# + \sum_{k=D+1}^{\infty} \beta_{j,k} \varphi_{j,k}. \quad (10)$$

When we use a finite basis of size W we have

$$\tilde{f} := \sum_{k=0}^D \beta_{j,k} \varphi_{j,k}^{\#} + \sum_{k=D+1}^{W-1} \beta_{j,k} \varphi_{j,k} \quad (11)$$

We must have $W > 2D$ so that functions $\varphi_{j,k}^{\#}(x)$, $0 \leq k \leq D$, vanish for $x \geq 2^{-j}W$. This kind of truncation of the basis requires that the function f approximately vanishes for $x > 2^{-j}W$.

Suppose that we are given samples $\beta_{j,k} = f(2^{-j}k)$ for $k \in \mathbb{N}$ and f is some function from $[0, \infty[$ into \mathbb{R} . We define $\pi_j^{\#}$ to be the polynomial of degree D for which $\pi_j^{\#}(2^{-j}k) = f(2^{-j}k)$ for all $k = 0, \dots, D$. We define

$$\tilde{\beta}_{j,k} := \pi_j^{\#}(2^{-j}k) \quad (12)$$

for $k < 0$ and

$$\tilde{\beta}_{j,k} := \beta_{j,k} \quad (13)$$

for $k \geq 0$. Now f can be extrapolated onto the whole real line by

$$\tilde{f} = \sum_{k=-\infty}^{\infty} \tilde{\beta}_{j,k} \varphi_{j,k}. \quad (14)$$

As each coefficient $\tilde{\beta}_{j,k}$ is a linear functional of coefficients $\beta_{j,k'}$ we may define extrapolation weights $e_{k,k'}^{\#}$ so that

$$\tilde{\beta}_{j,k} = \sum_{k'=0}^D e_{k,k'}^{\#} \beta_{j,k'} \quad (15)$$

for $k < 0$. When $f := \varphi_{j,l}$ we have

$$\tilde{\beta}_{j,k} = e_{k,l}^{\#} \quad (16)$$

where $l \in \{0, \dots, D\}$. Consequently the quantities $e_{k,l}^{\#}$ can be computed by polynomial interpolation of functions $\varphi_{j,l}$. As

$$\text{supp } \varphi_{j,k} \subset 2^{-j}[k - D, k + D] \quad (17)$$

we need only values $k \in \{-D, \dots, -1\}$. We define

$$\varphi_{j,k}^{\#} := \varphi_{j,k} + \sum_{l < 0} e_{l,k}^{\#} \varphi_{j,l} \quad (18)$$

for $k = 0, \dots, D$. Note that

$$\langle \tilde{\varphi}_{j,k}, \varphi_{j,l}^{\#} \rangle = \delta_{k,l} \quad (19)$$

for $k \geq 0$ and $0 \leq l \leq D$. Let A be a linear operator from $C_0(\mathbb{R})$ to $C_0(\mathbb{R})$. The matrix elements $A_{k,l}$, $l = 0, \dots, D$ are given by

$$\langle \tilde{\varphi}_{j,k}, A\varphi_{j,l}^{\#} \rangle = \langle \tilde{\varphi}_{j,k}, A\varphi_{j,l} \rangle + \sum_{\alpha < 0} e_{\alpha,l}^{\#} \langle \tilde{\varphi}_{j,k}, A\varphi_{j,\alpha} \rangle. \quad (20)$$

Let $v(f)$ denote the coefficient vector $(\beta_{j,k})_{k=0}^{W-1}$ defined by equation (11) and define

$$M(f) := (f(2^{-j}k)\delta_{k,k'})_{k,k'=0}^{W-1, W-1} \quad (21)$$

for some function $f : \mathbb{R} \rightarrow \mathbb{R}$.

3 Schrödinger Equations of Hydrogen-like Atoms and Helium Atom in the EPP-Wavelet Basis

3.1 General

Suppose that we have a system consisting of a positively charged nucleus at the origin and N electrons. In EPP method we choose some small radius r_0 so that inside the sphere with radius r_0 the wavefunctions of the system are approximated by hydrogenic wavefunctions and the actual computations are done only for values $r \geq r_0$. Actually we define a basis set for half-infinite interval $[0, \infty[$ and make a change of variables $s = r - r_0$. For Hartree–Fock calculations the Slater integrals are computed by

$$\begin{aligned} \bar{y}_{ab}^0(s) &= \frac{Q_{ab}}{s+r_0} + \frac{1}{s+r_0} \int_0^s \bar{P}_a(s') \bar{P}_b(s') ds' \\ &+ \int_s^\infty \frac{1}{s'+r_0} \bar{P}_a(s') \bar{P}_b(s') ds' \end{aligned} \quad (22)$$

where $s \geq 0$ and Q_{ab} is a system-dependent quantity that approximates the contribution of the EPP core region to the Slater integral.

3.2 Hydrogen-like Atoms

The Schrödinger equation of the hydrogen atom and Hartree–Fock equations of atoms [10, 11, 12, 13] and representation in the interpolating wavelet basis [1] is our starting point. With a change of variables $s := r - r_0$ the Schrödinger equation of a hydrogen-like atom in interval $r \geq r_0$ takes the form

$$\left(-\frac{1}{2} \frac{d^2}{ds^2} - \frac{Z}{s+r_0} + \frac{l(l+1)}{2(s+r_0)^2} \right) \bar{P}(s) = E \bar{P}(s), \quad s \geq 0 \quad (23)$$

where Z is the charge of the nucleus, l is the angular momentum quantum number, and $\bar{P}(s) = P(r_0 + s)$ for $s \geq 0$.

We define the second derivative filter by

$$a_k := \langle \tilde{\varphi}, D^2 \varphi(\cdot - k) \rangle \quad (24)$$

Matrix elements of the Laplacian operator L are computed by

$$L_{k,l} := \langle \tilde{\varphi}_{j,k}, L \varphi_{j,l}^\# \rangle = 2^{2j} \left(a_{l-k} + \sum_{\alpha=-D}^{-1} e_{\alpha,l}^\# a_{\alpha-k} \right) \quad (25)$$

for $0 \leq l \leq D$ and

$$L_{k,l} := \langle \tilde{\varphi}_{j,k}, L \varphi_{j,l} \rangle = 2^{2j} a_{l-k} \quad (26)$$

for $D < l < W$. Note that matrix L is generally not hermitian. The potential energy operator is computed as a diagonal matrix

$$\hat{V}_{k,k} = V(2^{-j}k) \quad (27)$$

where

$$V(y) = -\frac{Z}{y+a} \quad (28)$$

for $y \geq 0$. The centrifugal potential is computed in the same way.

3.3 Hartree–Fock Equations for Helium Atom

Define the Slater integrals as

$$y_{ab}^0(r) = \int_{r'=0}^{\infty} P_a(r')\gamma(r, r')P_b(r')dr' \quad (29)$$

where a and b denote the atomic orbitals and

$$\gamma(r, r') = \frac{1}{\max\{r, r'\}}. \quad (30)$$

We use symbol y instead of Y to avoid confusion with spherical harmonics. By doing a similar change of variables $s := r - r_0$ the Hartree–Fock equation of the ground state of the helium atom in interval $r \geq r_0$ takes the form

$$\left(-\frac{1}{2}\frac{d^2}{ds^2} - \frac{2}{s+r_0} + y_{1s1s}^0(s+r_0)\right)\bar{P}_{1s}(s) = \varepsilon_{1s}\bar{P}_{1s}(s), \quad s \geq 0. \quad (31)$$

The Hartree–Fock equations for the helium $1s2s \ ^1S$ configuration are

$$\left(-\frac{1}{2}\frac{d^2}{ds^2} - \frac{2}{s+r_0} + y_{2s2s}^0(s+r_0)\right)\bar{P}_{1s}(s) = \varepsilon_{1s}\bar{P}_{1s}(s) \quad (32)$$

$$\left(-\frac{1}{2}\frac{d^2}{ds^2} - \frac{2}{s+r_0} + y_{1s1s}^0(s+r_0)\right)\bar{P}_{2s}(s) = \varepsilon_{2s}\bar{P}_{2s}(s) \quad (33)$$

and for helium $1s2s \ ^3S$ configuration

$$\left(-\frac{1}{2}\frac{d^2}{ds^2} - \frac{2}{s+r_0} + y_{2s2s}^0(s+r_0)\right)\bar{P}_{1s}(s) = \varepsilon_{1s}\bar{P}_{1s}(s) + y_{1s2s}^0(s+r_0)\bar{P}_{2s}(s) \quad (34)$$

$$\left(-\frac{1}{2}\frac{d^2}{ds^2} - \frac{2}{s+r_0} + y_{1s1s}^0(s+r_0)\right)\bar{P}_{2s}(s) = \varepsilon_{2s}\bar{P}_{2s}(s) + y_{2s1s}^0(s+r_0)\bar{P}_{1s}(s) \quad (35)$$

3.4 EPP of Helium Atom

We define $P_a(r)$ to be the exact Hartree–Fock wavefunction of the orbital a of the atom. We define the operators \hat{U}_0 and \hat{U}_∞ [1] by

$$(\hat{U}_0 f)(s) = \int_0^s f(s')ds' \quad (36)$$

and

$$(\hat{U}_\infty f)(s) = \int_s^\infty f(s')ds' \quad (37)$$

Define $P_{1s,H}(r')$ and $P_{2s,H}(r')$ to be the hydrogenic orbitals of the helium atom. Then we have

$$\langle \tilde{\varphi}_{j,k} \hat{U}_0 \varphi_{j,l} \rangle = 2^{-j}(\Phi(|k| - l) - \Phi - l) \quad (38)$$

and

$$\langle \tilde{\varphi}_{j,k} \hat{U}_\infty \varphi_{j,l} \rangle = 2^{-j}(1 - \Phi(|k| - l)) \quad (39)$$

where

$$\Phi(x) = \int_{-\infty}^x \varphi(y) dy. \quad (40)$$

The Slater integrals in the shifted variables are obtained from equation (22) where we set

$$Q_{ab} := \frac{\bar{P}_a(0)}{P_{a,H}(r_0)} \frac{\bar{P}_b(0)}{P_{b,H}(r_0)} \int_0^{r_0} P_{a,H}(r') P_{b,H}(r') dr'. \quad (41)$$

for the helium ground state, and

$$Q_{ab} := \int_0^{r_0} P_{a,H}(r') P_{b,H}(r') dr'. \quad (42)$$

for the excited states of helium. Define

$$q(s) := \frac{1}{s + r_0} \quad (43)$$

and

$$S_0 := M(q)U_0 + U_\infty M(q). \quad (44)$$

Now

$$v(\bar{y}_{ab}^0) = Q_{ab}v(q) + S_0(v(\bar{P}_a \star \bar{P}_b)) \quad (45)$$

where U_0 and U_∞ are the matrices of operators \hat{U}_0 and \hat{U}_∞ in the basis set constructed in section 2. We define $\mathbf{v}_a = v(\bar{P}_a)$ and $\mathbf{v}_b = v(\bar{P}_b)$. The matrix of the exchange integral operator

$$(\hat{K}_a \bar{P}_a)(s) := \bar{y}_{ab}^0(s) \bar{P}_b(s) \quad (46)$$

is computed by

$$K_a := W_a + M(\mathbf{v}_b)S_0M(\mathbf{v}_b) \quad (47)$$

The term $W_a \mathbf{v}_a$ approximates the first term in equation (22) as a linear function of \mathbf{v}_a . In order to do this we approximate the wavefunction $P_a(r)$ in region $r \in [0, r_0]$ by a linear function that is zero at the origin and $\bar{P}_a(0)$ at r_0 . We have

$$\frac{Q_{ab}}{s + r_0} \bar{P}_b(s) \approx \frac{1}{s + r_0} \bar{P}_a(0) \left(\int_{s'=-r_0}^0 \left(1 + \frac{s'}{r_0} \right) P_{b,H}(s' + r_0) ds' \right) \bar{P}_b(s) \quad (48)$$

The wavefunction $\bar{P}_b(s)$ is taken from the previous step of the Hartree–Fock iteration. By approximating the wavefunctions by hydrogenic ones we get the hydrogenic Slater integrals

$$y_{1s1s,H}^0(r) = \frac{1}{r} - e^{-2Zr} \left(\frac{1}{r} + Z \right) \quad (49)$$

$$y_{2s2s,H}^0(r) = \frac{1}{r} + e^{-Zr} \left(-\frac{Z^3}{8} r^2 - \frac{1}{4} Z^2 r - \frac{3Z}{4} - \frac{1}{r} \right) \quad (50)$$

$$y_{1s2s,H}^0(r) = \frac{1}{27\sqrt{2}} (12Z^2 r + 8Z) e^{-3Zr/2} \quad (51)$$

for $r \geq 0$. The scalar products involving the Slater integrals are approximated as

$$\begin{aligned} \langle P_a | y_{ab}^0 | P_b \rangle &\approx \left(\frac{\bar{P}_a(0)}{P_{a,H}(r_0)} \right)^2 \left(\frac{\bar{P}_b(0)}{P_{b,H}(r_0)} \right)^2 \\ &\quad \cdot \int_{r'=0}^{r_0} P_{a,H}(r') y_{ab,H}^0(r') P_{b,H}(r') dr' \\ &\quad + \int_{s=0}^{\infty} \bar{P}_a(s) \bar{y}_{ab}^0(s) \bar{P}_b(s) ds \end{aligned} \quad (52)$$

for the helium ground state and

$$\begin{aligned} \langle P_a | y_{ab}^0 | P_b \rangle &\approx \int_{r'=0}^{r_0} P_{a,H}(r') y_{ab,H}^0(r') P_{b,H}(r') dr' \\ &\quad + \int_{s=0}^{\infty} \bar{P}_a(s) \bar{y}_{ab}^0(s) \bar{P}_b(s) ds. \end{aligned} \quad (53)$$

for the excited states of helium.

3.5 Total Energy of Helium Atom

The total energy of the ground state of the helium atom is

$$E(\text{He } 1s^2) = 2\varepsilon_{1s} - \langle P_{1s} | y_{1s1s}^0 | P_{1s} \rangle \quad (54)$$

The total energy of the $1s2s \ ^1S$ configuration of the helium atom is

$$\begin{aligned} E(\text{He } 1s2s \ ^1S) &= \varepsilon_{1s} + \varepsilon_{2s} \\ &\quad - \frac{1}{2} \langle P_{1s} | y_{2s2s}^0 | P_{1s} \rangle - \frac{1}{2} \langle P_{2s} | y_{1s1s}^0 | P_{2s} \rangle \end{aligned} \quad (55)$$

and for the $1s2s \ ^3S$ configuration

$$\begin{aligned} E(\text{He } 1s2s \ ^3S) &= \varepsilon_{1s} + \varepsilon_{2s} \\ &\quad - \frac{1}{2} \langle P_{1s} | y_{2s2s}^0 | P_{1s} \rangle - \frac{1}{2} \langle P_{2s} | y_{1s1s}^0 | P_{2s} \rangle \\ &\quad + \langle P_{1s} | y_{1s2s}^0 | P_{2s} \rangle. \end{aligned} \quad (56)$$

4 Combination of EPP with Finite Difference Method

The Schrödinger and Hartree–Fock equations are converted to matrix equations using the biorthogonality relations of interpolating wavelets [1]. We compare these computations with the Finite Difference Method, which is a straightforward method for solving differential equations. The spatial and time domains are discretized and derivative at a point is computed with a stencil applied to the nearby points. This way the differential equation is converted to a matrix equation. The Laplacian operator is approximated by

$$u''(x) \approx \frac{u(x-h) - 2u(x) + u(x+h)}{h^2} \quad (57)$$

where h is the discretization step size.

We discretize the Schrödinger equation (23) at points $p_j = jh$, $j = 0, \dots, J+1$ where J is the number of actual computation points and $h \in \mathbb{R}_+$ is the grid spacing. We define the discretized potential by $v_j = \bar{V}(s_j)$. The boundary condition at the end of the interval is set by $p_{J+1} = 0$. We have

$$-\frac{p_{j+1} + (-2 - 2h^2v_j)p_j + p_{j-1}}{2h^2} = Ep_j \quad (58)$$

for $j = 2, \dots, J$. We handle case $j = 1$ by extrapolating p_0 linearly from p_1 and p_2 . We get $p_0 = 2p_1 - p_2$ from which it follows that $p_2 + (-2 - 2h^2v_j)p_1 + p_0 = -2h^2v_1p_1$. Hence the difference equation for $j = 1$ is

$$v_1p_1 = Ep_1. \quad (59)$$

In order to discretize the exchange operator \hat{K}_a we need to discretize the integral operators

$$(\hat{I}_g(f))(s) = \int_0^s g(s')f(s')ds' \quad (60)$$

and

$$(\hat{I}_g^{\text{compl}}(f))(s) = \int_s^\infty g(s')f(s')ds'. \quad (61)$$

We define

$$(I(g))_{j,k} := \begin{cases} hg_k; & k < j \\ 0; & k \geq j \end{cases} \quad (62)$$

and

$$(I^{\text{compl}}(g))_{j,k} := \begin{cases} hg_k; & k \geq j \\ 0; & k < j \end{cases} \quad (63)$$

where $g_k = g(s_k)$. When f is a real function define $w(f) := (f(s_k))_{k=1}^J$. Now the matrix of the exchange integral operator is computed by

$$K_a := W_a + K_a^0 \quad (64)$$

where W_a is computed as in the case of wavelets,

$$K_a^0 := \text{diag}(w(f_1))I(\bar{P}_b) + I^{\text{compl}}(f_1 \star \bar{P}_b), \quad (65)$$

and

$$f_1(s) := \frac{1}{s + r_0}, \quad s \geq 0. \quad (66)$$

5 Demonstration and Test Results

We demonstrate the EPP method by doing computations where the EPP radius r_0 and the basis size W are varied. We actually select a length scale $u = R/W$ and do a change of variables $s = us'$ in equations (23), (31), (32), (33), (34), and (35). The length scale u specifies how many atomic units of length a length unit in our own coordinate system is. Here R is the size of the computation domain. For hydrogen 1s we have $R = 15$ a.u., for hydrogen 2s and 2p $R = 25$ a.u., for He 1s² $R = 15$ a.u., and for He 1s2s ¹S and ³S $R = 20$ a.u.. We also set $j = 0$

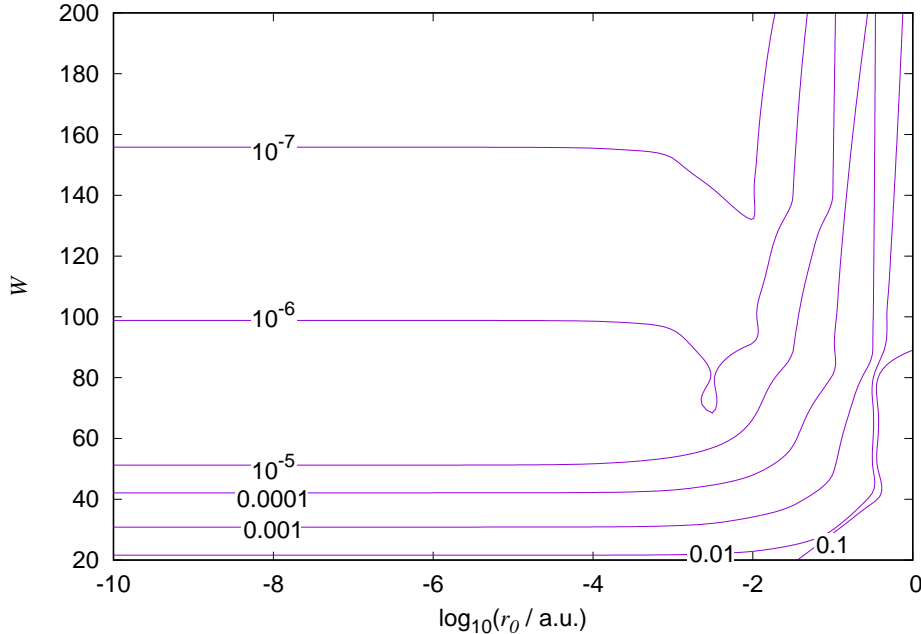


Figure 1: Hydrogen 1s orbital eigenenergy relative error. The r_0 is the EPP radius in atomic units and W is the basis size.

for the basis set (see section 2). The relative errors of the quantities are given as

$$\varepsilon = \left| \frac{x_{\text{computed}} - x_{\text{exact}}}{x_{\text{exact}}} \right|. \quad (67)$$

The amount of discontinuity of a computed wavefunction at point $r = r_0$ is measured by computing the relative error of the computed wavefunction value $\bar{P}(0)$ compared to the hydrogenic wavefunction value $P_{\text{H}}(r_0)$.

The results for the ground state of the hydrogen atom are presented in figures 1 and 2, for the 2s state in figures 3 and 4, and for the 2p state in figures 5 and 6. The results of the ground state of the helium atom are presented in figures 7 and 8. The results for He 1s2s ^1S are given in Figure 9 and the results for He 1s2s ^3S in Figure 10. As expected, the energy results are best for large values of W and small values of r_0 . Using 200 basis functions for the helium ground state and computing the atom energies for $r_0 = 10^k$, $k = -10, \dots, -1$ shows that atom energies are equal up to seven decimals for $r_0 \leq 10^{-6}$. Similar computation for hydrogen 1s orbital shows that the H 1s energy is equal to -0.5 Ha up to seven decimals for $r_0 \leq 0.01$. For hydrogen 2s and 2p the corresponding limit is $r_0 \leq 0.01$, too. We also found that when the number of basis functions is sufficiently large for a given system there is an approximate threshold value so that reducing r_0 below it does not make the accuracy of the computed energy better. When the number of basis functions is sufficiently large and r_0 is sufficiently small the hydrogenic orbitals are approximately continuous at r_0 .

The most accurate computations are in the upper left corners of the figures.

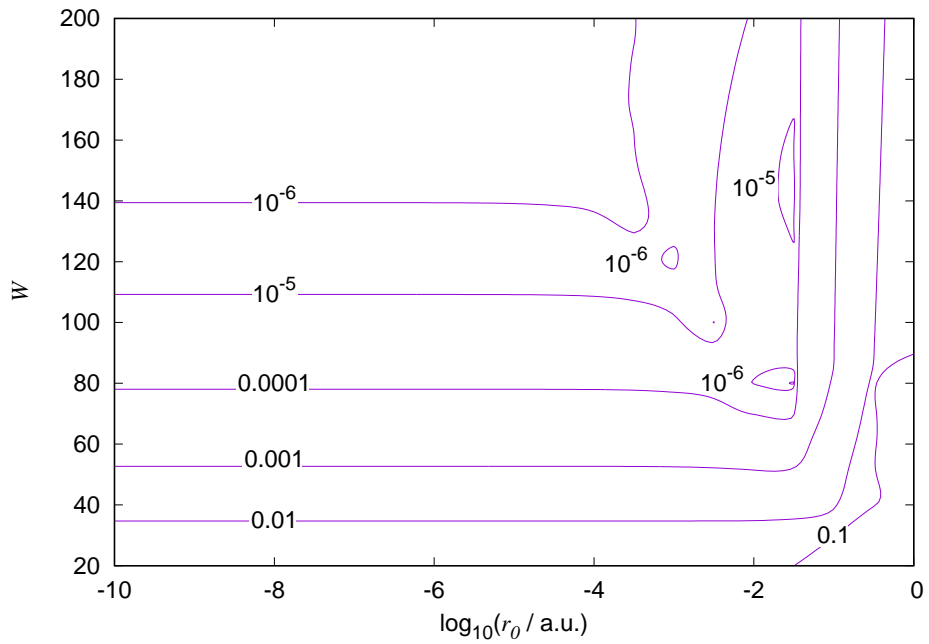


Figure 2: Relative error of the wavefunction value at the core radius for the hydrogen 1s orbital. Notations as in Figure 1.

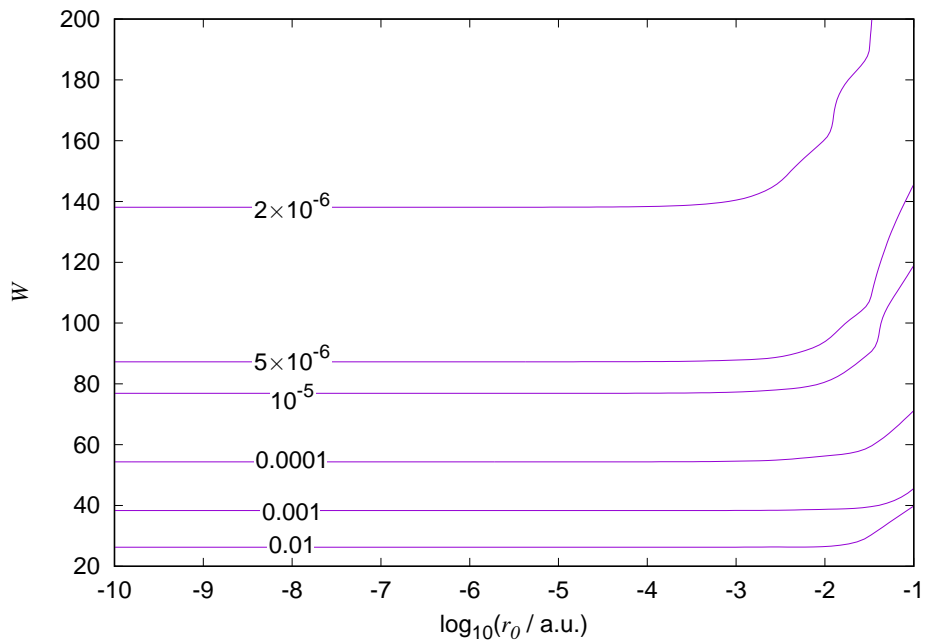


Figure 3: Hydrogen 2s orbital eigenenergy relative error. Notations as in Figure 1.

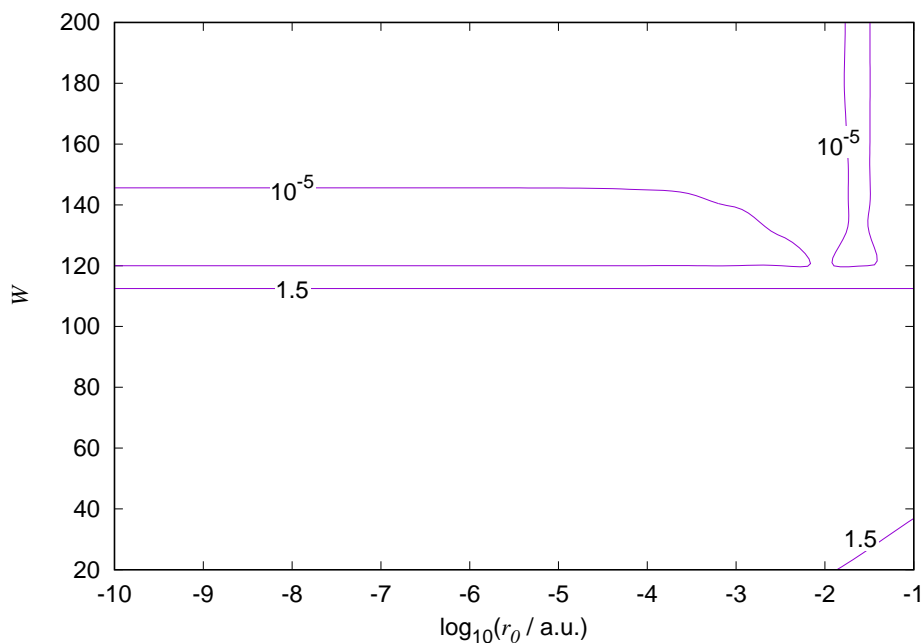


Figure 4: Relative error of the wavefunction value at the core radius for the hydrogen 2s orbital. Notations as in Figure 1.

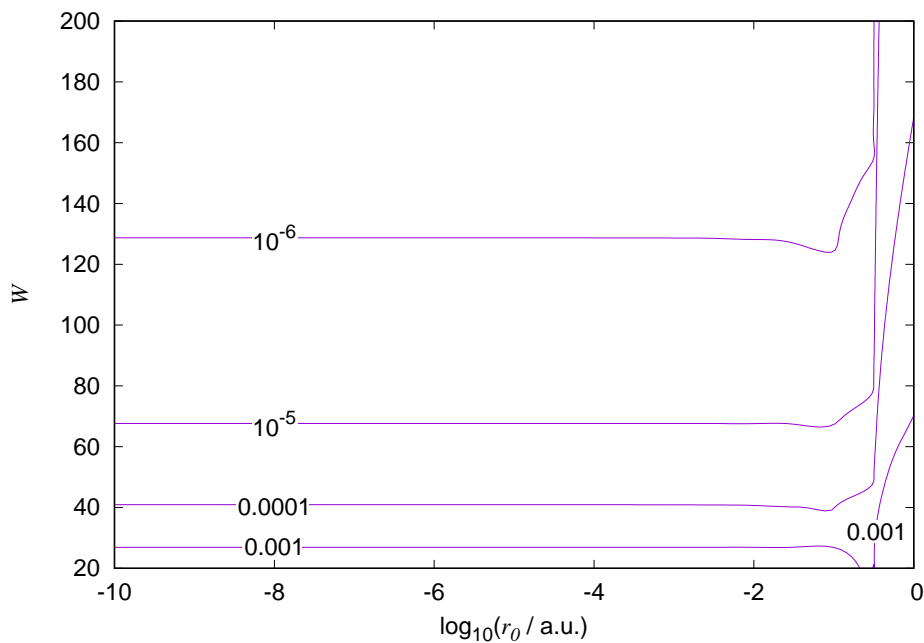


Figure 5: Hydrogen 2p orbital eigenenergy relative error. Notations as in Figure 1.

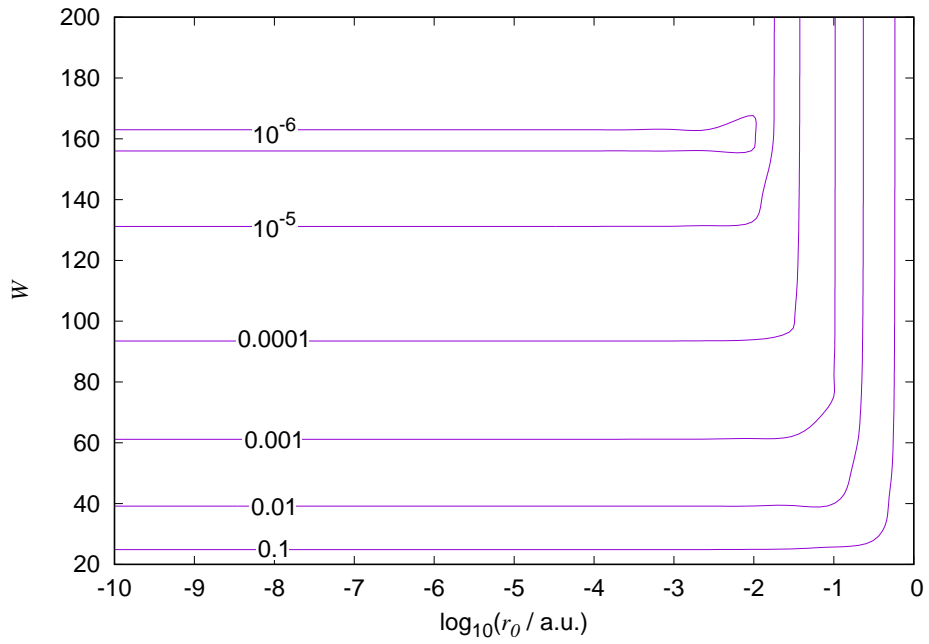


Figure 6: Relative error of the wavefunction value at the core radius for the hydrogen 2p orbital. Notations as in Figure 1.

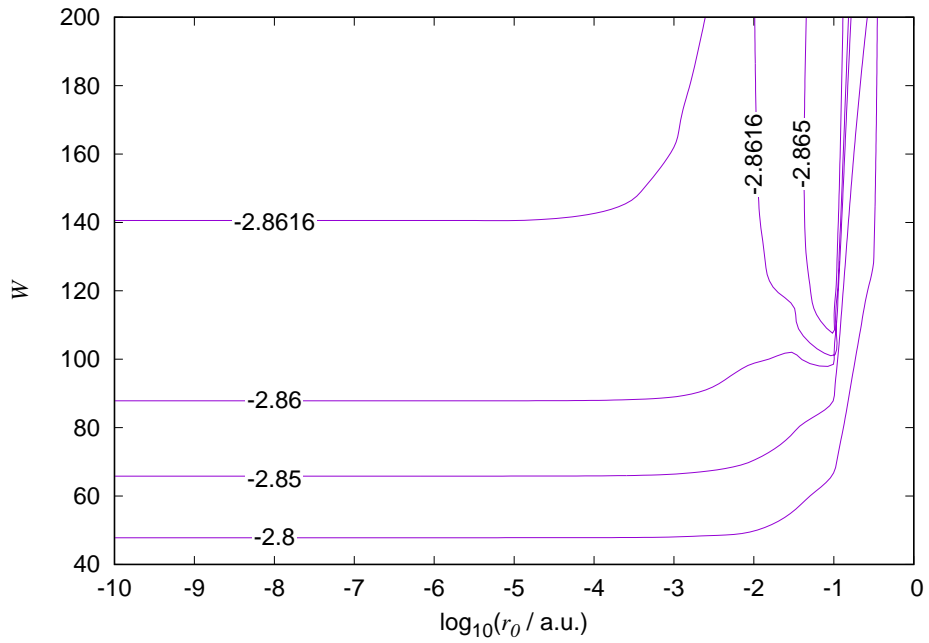


Figure 7: The ground state energy of helium atom. The HF limit is given in Table 1. Notations as in Figure 1.

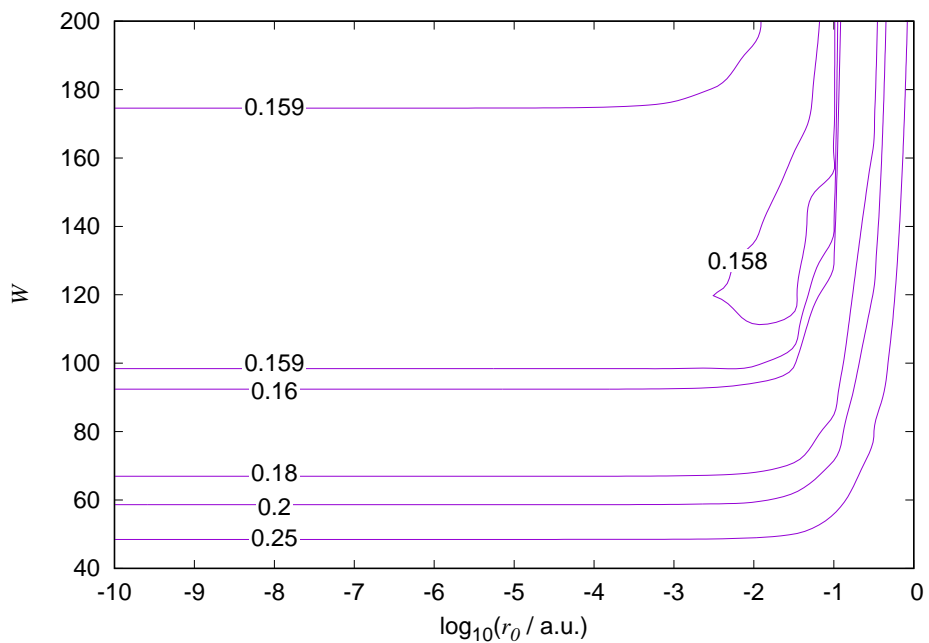


Figure 8: Relative error of the wavefunction value at the core radius for the 1s orbital of the ground state of the helium atom. Notations as in Figure 1.

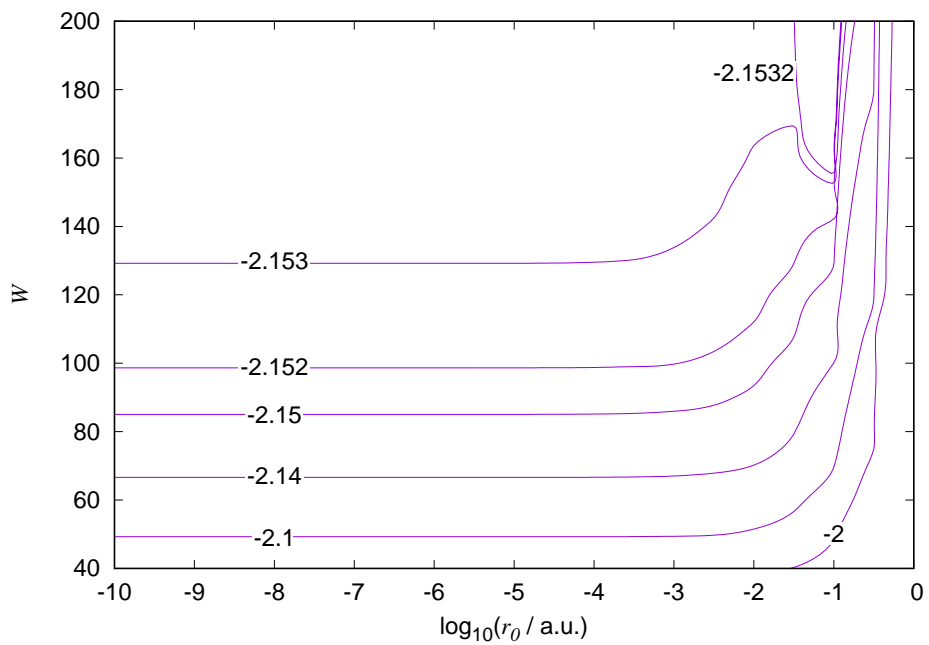


Figure 9: Helium 1s2s 1S total energy. The HF limit is given in Table 1. Notations as in Figure 1.

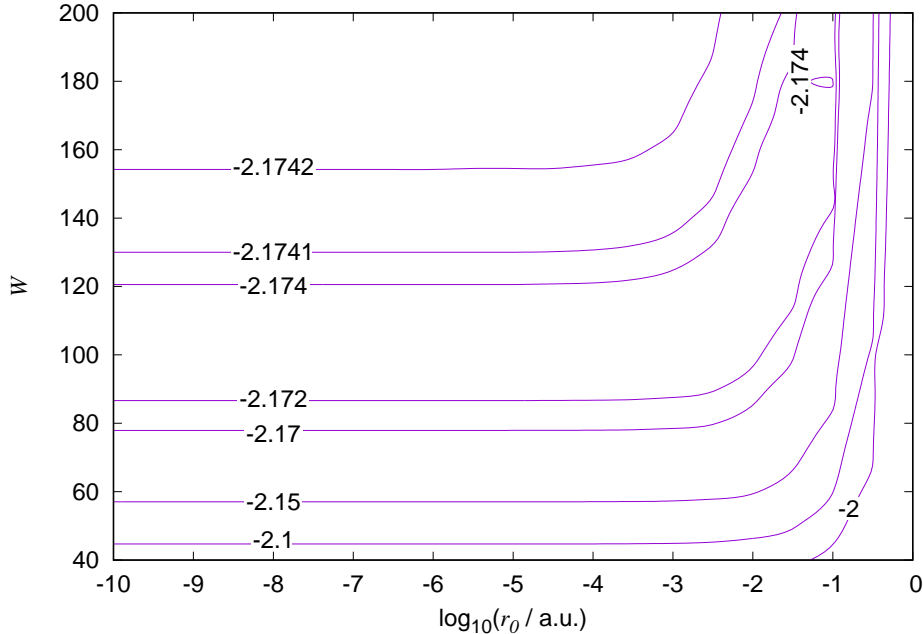


Figure 10: Helium $1s2s\ ^3S$ total energy. The HF limit is given in Table 1. Notations as in Figure 1.

The orbitals of He $1s2s$, except He $1s2s\ ^3S\ 1s$, are not continuous at all at r_0 and no continuity plots are presented for them. The computation results and exact results are given in Table 1. For EPP–Galerkin method the best energies (largest basis and smallest r_0) of the computed systems are presented. The OIW–Galerkin results with same number of basis functions and grid spacing the same order of magnitude as for the most accurate EPP results are given, too. The accuracies of both of the methods depend on the grid spacing. The EPP–Galerkin method gives better results with the same number of basis functions and larger grid spacing. Results of Finite Difference Method are also given. Note that for He $1s2s$ systems the OIW–Galerkin method with a basis set of 601 functions and finest grid point distance 2^{-9} a.u. gives $E_{\text{He } 1s2s\ ^1S} = -2.153$ Ha and $E_{\text{He } 1s2s\ ^3S} = -2.174$ Ha, which are approximately same as the results of the EPP–Galerkin method.

Some of the computations using the diagonalization of the Hamiltonian operator yield an unphysical state for the minimum eigenvalue. For $1s$ and $2s$ orbitals this eigenvalue seems to be about $-Z/r_0$ (in atomic units) and the corresponding eigenvector $v(\bar{P}) = (-\delta_{k,0})_{k \geq 0}$. For hydrogen $2p$ orbital the unphysical eigenvector does not appear. The unphysical state remains the same during HF iteration of He $1s^2$, He $1s2s\ ^1S$, and He $1s2s\ ^3S$. The physical admissibility of the wavefunctions $P_{nl}(r)$ was characterized by condition

$$\lim_{r \rightarrow 0} P_{nl}(r) = 0. \quad (68)$$

We checked this condition by extrapolating solutions $P_{nl}(r)$ polynomially at $r = 0$. Actually we extrapolate polynomially $\bar{P}(s)$ at $s = -r_0$ using some points

System	$E_{\text{exact}} / \text{Ha}$	$E_{\text{EPP}} / \text{Ha}$	$h_{\text{EPP}} / \text{a.u.}$	$E_{\text{OIW}} / \text{Ha}$	$E_{\text{FDM}} / \text{Ha}$	N_{FDM}
H 1s	-0.5	-0.500000	0.075	-0.498752	-0.498031	1001
H 2s	-0.125	-0.125000	0.125	-0.124837	-0.124741	2001
H 2p	-0.125	-0.125000	0.125	-0.124998	-0.124995	2001
He 1s ²	-0.28616800 [14]	-2.861629	0.075	-2.834868	-2.839010	1001
He 1s2s ¹ S	-2.147 [15]	-2.153148	0.1	-2.133579	-2.132008	1001
He 1s2s ³ S	-2.171 [15]	-2.174230	0.1	-2.154536	-2.155362	1001

Table 1: Computation results and parameters. E_{exact} is the exact energy for H and HF limit for He. E_{EPP} is the energy given by the EPP–Galerkin-method, h_{EPP} is the grid spacing in the EPP–Galerkin method, E_{OIW} is the energy given by the OIW–Galerkin method, E_{FDM} is the energy given by the Finite Difference Method, and N_{FDM} is the number of grid points in the Finite Difference Method. For EPP the most accurate results are given. For OIW computations the number of basis functions is 201 and the finest grid spacing 0.00625 a.u..

s near 0. Note that Fischer and Defranceschi [2] also get unphysical states in wavelet computations of hydrogen-like atoms. Their iteration scheme yields an unphysical result that is actually the mathematical ground state corresponding to the pseudopotential.

6 Conclusions

EPP–Galerkin method gives seven correct decimals for the hydrogenic 1s orbital, six correct decimals for the hydrogenic 2s and 2p orbitals, and four correct decimals for He 1s². For He 1s2s ¹S and ³S we get energies close to the HF limit. OIW–Galerkin method with finest grid spacing 0.0625 a.u. gives energies with two to five correct decimals. The grid size of OIW–Galerkin calculations is smaller compared to the EPP–Galerkin calculations. Finite Difference Method yields rather inaccurate results even though the grid spacing is considerably smaller compared to the EPP–Galerkin calculations. We were able to get results near the Hartree–Fock limit by using large enough basis and small enough parameter r_0 . It turned out that EPP–Galerkin method yields better methods than the OIW–Galerkin method and considerably better results than the Finite Difference Method.

References

- [1] Tommi Höynälänmaa, Tapio T. Rantala, and Keijo Ruotsalainen. “Solution of atomic orbitals in an interpolating wavelet basis”. In: *Phys. Rev. E* 70 (2004), p. 066701. DOI: 10.1103/PhysRevE.70.066701.
- [2] P. Fischer and M. Defranceschi. “Numerical Solution of the Schrödinger Equation in a Wavelet Basis for Hydrogen-like Atoms”. In: *SIAM J. Numer. Anal.* 35.1 (1998), pp. 1–12. DOI: 10.1137/S0036142995284557.
- [3] Gilles Deslauriers and Serge Dubuc. “Symmetric Iterative Interpolation Processes”. In: *Constr. Approx.* 5.1 (1989), pp. 49–68. DOI: 10.1007/BF01889598.

- [4] Serge Dubuc. “Interpolation through an Iterative Scheme”. In: *J. Math. Anal. Appl.* 114 (1986), pp. 185–204. DOI: 10.1016/0022-247X(86)90077-6.
- [5] Charles K. Chui and Chun Li. “Dyadic affine decompositions and functional wavelet transforms”. In: *SIAM J. Math. Anal.* 27.3 (1996), pp. 865–890. DOI: 10.1137/0527046.
- [6] D. Donoho. “Interpolating wavelet transforms”. Department of Statistics. Stanford University. 1992.
- [7] S. Goedecker. *Wavelets and their application for the solution of partial differential equations in physics*. Presses Polytechniques et Universitaires Romandes, 1998.
- [8] T. A. Arias. “Multiresolution analysis of electronic structure: semicardinal and wavelet bases”. In: *Rev. Mod. Phys.* 71.1 (1999), pp. 267–311. DOI: 10.1103/RevModPhys.71.267.
- [9] Torkel D. Engeness and T. A. Arias. “Multiresolution analysis for efficient, high precision all-electron density-functional calculations”. In: *Phys. Rev. B* 65 (2002), p. 165106. DOI: 10.1103/PhysRevB.65.165106.
- [10] Yousef Saad, James R Chelikowsky, and Suzanne M Shontz. “Numerical methods for electronic structure calculations of materials”. In: *SIAM review* 52.1 (2010), pp. 3–54. DOI: 10.1137/060651653.
- [11] Peter Atkins and Ronald Friedman. *Molecular Quantum Mechanics*. New York: Oxford University Press Inc., 2005. DOI: 10.1080/00107514.2012.678277.
- [12] V. Schmidt. *Electron Spectrometry of Atoms using Synchrotron Radiation*. Cambridge University Press, 1997.
- [13] R. D. Cowan. *The Theory of Atomic Structure and Spectra*. University of California Press, 1981.
- [14] Ch. Froese-Fischer. *The Hartree-Fock Method for Atoms – A Numerical Approach*. New York: John Wiley & Sons, 1977. DOI: 10.1088/0031-9112/29/4/040.
- [15] T. L. Tang. “Hartree-Fock method for Helium excited state”. <https://nukephysik101.wordpress.com/2017>.