

# Reflections on reflections

Kuan-Nan Lin<sup>1,2,\*</sup> and Pisin Chen<sup>1,2,3,†</sup>

<sup>1</sup>*Department of Physics and Center for Theoretical Sciences,  
National Taiwan University, Taipei 10617, Taiwan, R.O.C.*

<sup>2</sup>*LeCosPA, National Taiwan University, Taipei 10617, Taiwan, R.O.C.*

<sup>3</sup>*Kavli Institute for Particle Astrophysics and Cosmology,  
SLAC National Accelerator Laboratory, Stanford University, Stanford, California 94305, U.S.A.*

Analog Hawking radiation emitted by a perfectly reflecting mirror in (1+3)-dimensional flat spacetime is investigated. This is accomplished by studying the reflected frequency and momentum based on Einstein's mirror, instead of the canonical way of solving, if possible, wave equations subjected to a dynamical Dirichlet boundary condition. In the case of a finite-size mirror, diffraction pattern appears in the radiation spectrum. Based on the relevant parameters in the proposed AnaBHEL experiment, where the Hawking temperature  $T_H = 0.03$  eV and the mirror area  $\mathcal{A} \sim 0.1$  mm<sup>2</sup>, the Hawking photon yield is estimated to be  $N \sim 16$  per laser shot (assuming a high reflectivity mirror can be generated in the proposed AnaBHEL experiment).

## I. INTRODUCTION

Since the discovery of Hawking radiation [1] in curved spacetime in the 1970s, most of the works of mimicking Hawking radiation via mirror-induced radiation (MIR) in flat spacetime have been devoted to (1+1) dimensions [2–11]. This is because Hawking radiation only propagates radially in the spacetime with a black hole. However, what is experienced in a laboratory is a (1+3)-dimensional flat spacetime, and these additional degrees of freedom complicate the situation of how the vacuum fluctuations interact with a non-point-like mirror. The intent of this paper is to fill in this gap in the literature.

The essence of Hawking radiation in curved spacetime is the gravitational red shift of the wave mode that propagates to the future infinity. In the flying mirror case, red shift of wave mode is accomplished by the Doppler effect, which is induced upon reflection off the mirror, instead. Thus, it is essential to study how wave modes are reflected by a flying mirror.

The canonical way of dealing with the moving mirror model is to impose, say, a dynamical Dirichlet boundary condition on a scalar field, whose excitation leads to mirror-induced radiation. This can be exactly solved in (1+1) dimensions since everything is conformally flat in (1+1)D. However, to our awareness, there is no general exact way to solve the problem in spacetime dimension other than (1+1) when the mirror is relativistic. In (1+3)D, however, the case of a non-relativistic perfectly reflecting plane mirror [12–14] or a relativistic semitransparent plane mirror [15, 16] have been worked out.

The necessity of extensions beyond the standard mirror-black hole correspondence is required by laboratory considerations. In particular, the recent AnaBHEL (Analog Black Hole Evaporation via Lasers) Collaboration [17] proposed to generate a flying mirror based on

the Chen-Mourou [18, 19] proposal, in which the mirror would have low reflectivity and finite area and thickness, to investigate analog Hawking radiation and the quantum entanglement with its partner.

In this paper, instead of working with the conventional approach, we begin by dealing with the reflected frequency and momentum, which can be derived according to Einstein's special theory of relativity [20], and, from which, we are able to obtain the corresponding phase of the reflected wave mode, and finally obtain the quantum particle spectrum in higher spacetime dimensions by taking the reflected wave mode's Fourier component. In fact, this approach to study particle creation is quite universal, i.e., it also applies to particle creation in other contexts, e.g., typical QFT in flat/curved spacetime, Unruh effect, MIR for perfect/semitransparent mirror, etc.

This paper is organized as follows. In Sec.II, we begin by reviewing reflections from Einstein's inertial mirror in (1+1)D and, from which, generalization to an accelerated mirror is made. In Sec.III, we review several crucial aspects, which do not appear in (1+1)D, of reflection by a mirror in (1+3)D. In Sec.IV, we first make connection of a general wave mode's Fourier components to the Bogoliubov coefficients in various cases, e.g., cosmological particle creation, Unruh effect, etc., and later focus on the mirror-induced radiation. Particularly, the radiation spectrum emitted by a (in)finite-size plane mirror, which shows diffraction patterns, in (1+3)D is worked out. In addition, estimation of event yield based on proposed experiment is made. Finally, conclusion is given in Sec.V.

**Notation:** throughout the paper, we use the mostly plus metric convention,  $G = \hbar = c = k_B = 1$ ,  $\mathbb{R}^1 = (-\infty, +\infty)$ , and  $\mathbb{R}^- = (-\infty, 0)$ .

## II. REFLECTION IN (1+1)D

Suppose, according to a static observer in the lab frame  $(t, x)$ , there is a plane wave  $\phi_{inc} = \exp(-i\Omega t + iPx)$ , where  $\Omega = |P| > 0$  is frequency and  $P$  is momentum, that incidents upon an inertial moving mirror with tra-

\* knlinphy@gmail.com

† pisinchen@phys.ntu.edu.tw

jectory  $x_r(t_r) = \beta t_r$ , where  $\beta = \dot{x}_r(t_r) = \text{const.}$  is its velocity. According to Einstein's theory of special relativity [20], upon reflection, the incident plane wave will undergo Doppler effect and this reflected wave, as seen by the static observer in the lab frame, can be described by  $\phi_{ref} = \exp(-i\omega t + ipx)$ , where

$$\omega = \Omega \left( \frac{1 \pm \beta}{1 \mp \beta} \right), \quad p = -P \left( \frac{1 \pm \beta}{1 \mp \beta} \right), \quad (1)$$

are, respectively, the Doppler shifted frequency and momentum of the reflected wave, and the upper sign is valid for  $P < 0$ , while the lower sign is valid for  $P > 0$ .

A first attempt to generalize the above discussions to an accelerated mirror can be made by giving the above mirror-related constant quantities time dependencies. That is, we shall have

$$\begin{aligned} \phi_{inc} &= \exp(-i\Omega t + iPx), \\ \phi_{ref} &= \exp\left(-i \int dt \omega(t, x) + i \int dx p(t, x)\right), \end{aligned} \quad (2)$$

where  $\Omega$  and  $P$  are constants, while  $\omega(t, x)$  and  $p(t, x)$  are, respectively, the time-dependent reflected frequency and momentum given by

$$\begin{aligned} \omega(t, x) &= \Omega \left( \frac{1 \pm \beta(t, x)}{1 \mp \beta(t, x)} \right), \\ p(t, x) &= -P \left( \frac{1 \pm \beta(t, x)}{1 \mp \beta(t, x)} \right). \end{aligned} \quad (3)$$

The observation point  $(t, x)$  dependency in  $\beta(t, x)$  is due to the fact that the retarded time  $t_r$  at which the reflection occurs is a function of the observation point, i.e.,  $t_r = t_r(t, x)$ .

For a right/left-moving reflected wave,  $p = \pm\omega$ , the reflected waves become

$$\phi_{ref} = \exp\left(-i \int dx_{\mp} \omega(t, x)\right), \quad (4)$$

where  $x_{\mp}(t, x) = t \mp x$  are the light cone coordinates.

On the worldline of a given reflected light ray,  $t \mp x = t_r \mp x_r = \text{const.}$ , where  $(t_r, x_r(t_r))$  is the spacetime point where the reflection occurs. From this, we also obtain  $dx_{\mp}(t, x) = (1 \mp \beta(t_r)) dt_r$ , which leads to

$$\phi_{ref} = \exp\left(-i\Omega \int dt_r (1 \pm \beta(t_r))\right). \quad (5)$$

In terms of the mirror's proper time  $\tau$ , which is related to the retarded time by  $d\tau = \gamma^{-2}(t_r) dt_r$ , one obtains

$$\phi_{ref} = \exp\left(-i\Omega \int d\tau \gamma^2(t_r) (1 \pm \beta(t_r))\right). \quad (6)$$

These are the direct generalizations to an accelerated mirror in terms of observation point  $(t, x)$ , light cone coordinates  $(x_+, x_-)$ , retarded time  $t_r$ , and mirror's proper

time  $\tau$  based on observations from the results of an inertial mirror.

Alternatively, one may also begin by solving the (1+1)-dimensional wave equation:  $\square\phi(t, x) = 0$ , where  $\square = \partial^\mu \partial_\mu$  is the d'Alembertian operator, with the dynamical Dirichlet boundary condition:  $\phi(t_r, x_r(t_r)) = 0$ , where  $x_r(t_r)$  is the mirror's arbitrary trajectory [2–5]. Suppose  $\phi = \phi_{inc} - \phi_{ref}$ , then for an incident plane wave  $\phi_{inc} = \exp(-i\Omega t + iPx)$ , the reflected wave is solved to be  $\phi_{ref} = \exp(-i\Omega \eta_{\mp}(x_{\mp}))$ , where  $\eta_{\mp}(x_{\mp}) = t_r \pm x_r(t_r)$  is the ray tracing function, for  $P < 0$  (upper sign) and  $P > 0$  (lower sign). Noting that  $\eta_{\mp}(x_{\mp}) = \int dx_{\mp} \partial_{\mp} \eta_{\mp}(x_{\mp})$ , the reflected wave can also be expressed as

$$\phi_{ref} = \exp\left(-i\Omega \int dx_{\mp} \partial_{\mp} \eta_{\mp}(x_{\mp})\right), \quad (7)$$

which is identical to the previous generalization, Eq. (4), by identifying the time derivative of the ray tracing function as the reflected frequency, i.e.,  $\omega(t, x) = \Omega \partial_{\mp} \eta_{\mp}(x_{\mp})$ . This justifies the validity of our previous generalizations to an accelerated mirror.

In the case of an accelerated mirror, the integrations physically mean summing over distinct reflected waves with each wave labelled by the integration variables. Then, for distinct reflected waves that are close to each other, e.g.,  $x_{\mp} \approx \bar{x}_{\mp} + \varepsilon$ , where  $\bar{x}_{\mp}$  is a fixed reference point and  $\varepsilon \rightarrow 0$ , the wave in the vicinity of  $\bar{x}_{\mp}$  is approximately, using Eq. (4),

$$\phi_{ref} \approx A(\bar{t}, \bar{x}) \cdot \exp(-i\omega(\bar{t}, \bar{x})\varepsilon), \quad (8)$$

where  $A(\bar{t}, \bar{x})$  is some function of the reference point. If one expands  $\phi_{ref} = \exp(-i\Omega \eta_{\mp}(x_{\mp}))$  around  $\bar{x}_{\mp}$  instead, one obtains

$$\phi_{ref} \approx \exp(-i\Omega \eta_{\mp}(\bar{x}_{\mp})) \cdot \exp(-i\omega(\bar{t}, \bar{x})\varepsilon). \quad (9)$$

From which we may identify  $A(\bar{t}, \bar{x}) = \exp(-i\Omega \eta_{\mp}(\bar{x}_{\mp}))$ .

Since  $\varepsilon$  is small, the mirror has approximately a constant velocity in this small interval and thus the reflected wave has a similar expression, aside from the factor of  $A(\bar{t}, \bar{x})$  due to the velocity variation, as that reflected by an inertial mirror.

From the above discussions, Eq. (3), one may observe that (I) whether the mirror is accelerated or not, the reflected frequencies are (I.a) only related to the mirror's velocity at the retarded time and (I.b) the relations are exactly the same. (II) While the Doppler shifted frequencies are related to the velocities in the same manner for both inertial and accelerated mirrors, the expressions for the phase of the reflected waves are in fact different<sup>1</sup>. For

<sup>1</sup> The treatment in Ref.[21] to extend the discussion to an accelerated mirror is equivalent to treating the phase of the reflected wave as  $\omega(t, x)x_{\mp}$  instead of reserving  $\omega(t, x)$  inside the integral. However, in the case of constant four-acceleration, the resulting expression for the reflected wave happens to coincide with the result based on Eq. (4).

waves reflected by an accelerated mirror, only those that are close to each other do they share similar expressions of phase as that reflected by an inertial mirror.

### III. REFLECTION IN (1+3)D

In higher dimensional spacetimes, it is known, if possible, to be difficult to solve the wave equation:  $\square\phi(t, \mathbf{x}) = 0$  with the boundary condition:  $\phi(t_r, x_r(t_r), \mathbf{x}_\perp) = 0$  since conformal symmetry no longer holds. Nevertheless, from the previous section, we have seen the alternative route to obtain the expression of the reflected wave from its reflected frequency. We shall pursue this manner in this section.

Suppose a plane wave  $\phi_{inc} = \exp(-i\Omega t + i\mathbf{P} \cdot \mathbf{x})$  incidents on a perfectly reflecting plane mirror moving at a constant velocity  $\beta$ , the reflected wave can be derived using Lorentz transformation<sup>2</sup> and the result is  $\phi_{ref} = \exp(-i\omega t + i\mathbf{p} \cdot \mathbf{x})$ , where

$$\omega = \Omega \left( \frac{1 \pm 2\beta \cos \theta_i + \beta^2}{1 - \beta^2} \right), \quad (10)$$

$$p_x = -P_x \left( \frac{1 \pm 2\beta \sec \theta_i + \beta^2}{1 - \beta^2} \right), \quad \mathbf{p}_\perp = \mathbf{P}_\perp, \quad (11)$$

where  $\theta_i$  is the incident angle observed in the lab frame,  $P_x = \mp \Omega \cos \theta_i$ , and the reflected angle observed in the lab frame,  $\theta_r = \cos^{-1}(\pm p_x/\omega)$ , is given by

$$\cos \theta_r = \frac{(1 + \beta^2) \cos \theta_i \pm 2\beta}{1 \pm 2\beta \cos \theta_i + \beta^2}. \quad (12)$$

The incident frequency  $\omega'$  and angle  $\theta'$  in the mirror's rest frame are related to the incident frequency  $\Omega$  and angle  $\theta_i$  in the lab frame by

$$\omega' = \Omega \left( \frac{1 \pm \beta \cos \theta_i}{\sqrt{1 - \beta^2}} \right), \quad \cos \theta' = \frac{\cos \theta_i \pm \beta}{1 \pm \beta \cos \theta_i}. \quad (13)$$

Since  $\cos \theta'$  should be non-negative, it leads to the constraint:  $\cos \theta_i > |\beta|$ , which is also the condition for frequency red shifting, for a receding mirror. Thus,  $\theta_i$  can be no greater than  $\theta_m = \cos^{-1}|\beta|$ . Physically, this means that waves with incident angles larger than  $\theta_m$  are not able to catch up the receding mirror. In addition, when  $\theta_i = \theta_m$ , we have  $\theta_r = -\theta_m + \pi$ . This shows that the wave can be reflected to the other side of the receding mirror. This is known as the *forward reflection*.

The critical incident angle ( $\theta_i = \theta_c$ ) beyond which the waves are *forwardly* reflected can be found by setting  $\theta_r = \pi/2$  and solve for  $\theta_i$  in Eq. (12). The result is

$$\cos \theta_i |_{\theta_i=\theta_c} = \cos \theta_c = \mp \left( \frac{2\beta}{1 + \beta^2} \right), \quad (14)$$

which corresponds to  $\theta' = \cos^{-1}|\beta|$  in the rest frame.

In summary, for a receding mirror and in the lab frame, incident waves with  $\theta_i \in [0, \theta_c)$  remain on the same side of the mirror as the incident ones after the reflection; waves with  $\theta_i \in (\theta_c, \theta_m)$  are reflected forwardly to the other side of the mirror, and waves with  $\theta_i \in (\theta_m, \pi/2]$  are not able to hit the mirror. On the other hand, in the mirror's rest frame, waves with  $\theta_i \in [0, \theta_m)$  are on the same side of the mirror after the reflection.

For an ultra-relativistically receding mirror,  $\beta \sim \mp 1 \pm \delta\beta$ ,  $\delta\beta \rightarrow 0^+$ , the reflected frequency and momentum are

$$\frac{\omega}{\Omega} \sim \frac{\delta\beta}{2} \ll 1, \quad \frac{p_x}{\Omega} \sim \pm \frac{\delta\beta}{2}, \quad \text{for } \theta_i \ll 1. \quad (15)$$

In addition, we have  $\theta_c \sim \delta\beta \ll 1$  and  $\theta_m \sim \sqrt{2}\sqrt{\delta\beta} \ll 1$ . Thus, although waves with  $\theta_i \in (\theta_c, \theta_m)$  are reflected forwardly to the mirror's other side, they also experience Doppler red shift.

On the other hand, for an ultra-relativistically approaching mirror,  $\beta \sim \pm 1 \mp \delta\beta$ ,  $\delta\beta \rightarrow 0^+$ , the reflected frequency and momentum are

$$\frac{\omega}{\Omega} \sim \frac{1 + \cos \theta_i}{\delta\beta} \gg 1, \quad \frac{p_x}{\Omega} \sim \pm \left( \frac{1 + \cos \theta_i}{\delta\beta} \right), \quad (16)$$

where  $\theta_i \in [0, \pi/2]$ . That is, the frequencies are always Doppler blue shifted, and the reflected waves are mostly longitudinal, i.e.,  $\omega \sim |p_x| \gg |\mathbf{p}_\perp|$ , and are always on the same side as their incident counterparts.

In the case of an accelerated mirror, we expect to have

$$\phi_{inc} = e^{i\mathbf{P}_\perp \cdot \mathbf{x}_\perp} \exp(-i\Omega t + iP_x x), \quad (17)$$

$$\phi_{ref} = e^{i\mathbf{P}_\perp \cdot \mathbf{x}_\perp} \exp\left(-i \int dt \omega(t, \mathbf{x}) + i \int dx p_x(t, \mathbf{x})\right),$$

where

$$\omega(t, \mathbf{x}) = \Omega \left( \frac{1 \pm 2\beta(t, \mathbf{x}) \cos \theta_i + \beta^2(t, \mathbf{x})}{1 - \beta^2(t, \mathbf{x})} \right), \quad (18)$$

$$p_x(t, \mathbf{x}) = -P_x \left( \frac{1 \pm 2\beta(t, \mathbf{x}) \sec \theta_i + \beta^2(t, \mathbf{x})}{1 - \beta^2(t, \mathbf{x})} \right), \quad (19)$$

$$\cos \theta_r(t, \mathbf{x}) = \frac{(1 + \beta^2(t, \mathbf{x})) \cos \theta_i \pm 2\beta(t, \mathbf{x})}{1 \pm 2\beta(t, \mathbf{x}) \cos \theta_i + \beta^2(t, \mathbf{x})}, \quad (20)$$

where the additional dependence on  $\mathbf{x}_\perp$  in  $\beta(t, \mathbf{x})$  is due to the fact that  $(t, \mathbf{x})$  is related to the retarded time by  $t - t_r = \pm |\mathbf{x} - \mathbf{x}_r(t_r)|$  for a given reflected light ray.

### IV. QUANTUM PARTICLE SPECTRUM

In the usual context of quantum field theory in (1+d)-dimensional curved spacetime or quantum field theory in (1+d)-dimensional flat spacetime in the presence of a suitable external source, the quantum field, say, a massless real scalar field  $\phi(t, \mathbf{x})$ , can be expanded in terms of

<sup>2</sup> See, e.g., Ref.[22] for an alternative derivation based on purely geometric considerations without using Lorentz transformation.

the mode  $u_{\mathbf{P}}(t, \mathbf{x})$  or the mode  $v_{\mathbf{P}}(t, \mathbf{x})$  by

$$\hat{\phi}(t, \mathbf{x}) = \int d^d P [\hat{a}_{\mathbf{P}} u_{\mathbf{P}}(t, \mathbf{x}) + h.c.], \quad (21)$$

$$= \int d^d p [\hat{b}_{\mathbf{P}} v_{\mathbf{P}}(t, \mathbf{x}) + h.c.], \quad (22)$$

where  $\Omega = |\mathbf{P}|$ ,  $\omega = |\mathbf{p}|$ ,  $(\hat{a}_{\mathbf{P}}, \hat{b}_{\mathbf{P}})$  are annihilation operators, *h.c.* denotes Hermitian conjugate, and the two mode bases are related by the Bogoliubov transformations

$$v_{\mathbf{P}}(t, \mathbf{x}) = \int d^d P [\alpha_{\mathbf{P}\mathbf{P}} u_{\mathbf{P}}(t, \mathbf{x}) + \beta_{\mathbf{P}\mathbf{P}} \bar{u}_{\mathbf{P}}(t, \mathbf{x})], \quad (23)$$

$$u_{\mathbf{P}}(t, \mathbf{x}) = \int d^d p [\alpha_{\mathbf{P}\mathbf{P}} v_{\mathbf{P}}(t, \mathbf{x}) - \bar{\beta}_{\mathbf{P}\mathbf{P}} \bar{v}_{\mathbf{P}}(t, \mathbf{x})], \quad (24)$$

where  $\alpha$  and  $\beta$  are the Bogoliubov coefficients and the overbar refers to taking complex conjugation.

In the context of quantum field theory with asymptotic *in* and *out* regions within a given coordinate system, whether in flat spacetime, e.g., particle creation by a moving mirror, or in curved spacetime, e.g., cosmological particle production, one often encounters

$$\lim_{t \rightarrow -\infty} u_{\mathbf{P}}(t, \mathbf{x}) \sim \frac{1}{(2\pi)^{3/2} \sqrt{2\Omega}} \exp(-i\Omega t + i\mathbf{P} \cdot \mathbf{x}), \quad (25)$$

$$\lim_{t \rightarrow +\infty} v_{\mathbf{P}}(t, \mathbf{x}) \sim \frac{1}{(2\pi)^{3/2} \sqrt{2\omega}} \exp(-i\omega t + i\mathbf{p} \cdot \mathbf{x}), \quad (26)$$

so by taking the Fourier transformation of the *out* mode at the infinite past, i.e.,

$$\lim_{t \rightarrow -\infty} v_{\mathbf{P}}(t, \mathbf{x}) = \int \frac{d^3 P}{(2\pi)^4 \sqrt{\Omega}} \left[ e^{-i\Omega t + i\mathbf{P} \cdot \mathbf{x}} \tilde{v}_{\mathbf{P}}(\Omega, \mathbf{P}) + e^{i\Omega t - i\mathbf{P} \cdot \mathbf{x}} \tilde{v}_{\mathbf{P}}(-\Omega, -\mathbf{P}) \right], \quad (27)$$

allows us to identify the Bogoliubov coefficients as

$$\alpha_{\mathbf{P}\mathbf{P}} = \frac{\sqrt{2}}{2\pi} \frac{\tilde{v}_{\mathbf{P}}(\Omega, \mathbf{P})}{(2\pi)^{3/2}}, \quad \beta_{\mathbf{P}\mathbf{P}} = \frac{\sqrt{2}}{2\pi} \frac{\tilde{v}_{\mathbf{P}}(-\Omega, -\mathbf{P})}{(2\pi)^{3/2}}. \quad (28)$$

On the other hand, in non-dynamical situations, e.g., Unruh effect in (1+1) dimensions, which involves two different coordinate systems, one encounters

$$v_{\omega}(t, x) = \frac{1}{(2\pi)^{1/2} \sqrt{2\omega}} \exp(-i\omega t + i\omega x), \quad (29)$$

$$u_{\Omega}(\tau, \xi) = \frac{1}{(2\pi)^{1/2} \sqrt{2\Omega}} \exp(-i\Omega\tau + i\Omega\xi), \quad (30)$$

where  $(t, x)$  are Minkowski coordinates and  $(\tau, \xi)$  are Rindler coordinates, which are related by the transformation:  $t = a^{-1} e^{a\xi} \sinh(a\tau)$ ,  $x = a^{-1} e^{a\xi} \cosh(a\tau)$ ,  $a > 0$ . On the worldline of a Rindler observer at  $\xi = 0$ , the Minkowski mode can be expanded in terms of the Rindler mode by

$$\begin{aligned} v_{\omega}(\tau) &= \frac{1}{\sqrt{4\pi\omega}} \cdot \exp\left(\frac{i\omega}{a} e^{-a\tau}\right) \\ &= \int_0^{\infty} \frac{d\Omega}{2\pi} [e^{-i\Omega\tau} \tilde{v}_{\omega}(\Omega) + e^{i\Omega\tau} \tilde{v}_{\omega}(-\Omega)], \end{aligned} \quad (31)$$

which allows the identifications

$$\alpha_{\omega\Omega} = \frac{\sqrt{4\pi\Omega}}{2\pi} \tilde{v}_{\omega}(\Omega), \quad \beta_{\omega\Omega} = \frac{\sqrt{4\pi\Omega}}{2\pi} \tilde{v}_{\omega}(-\Omega), \quad (32)$$

where  $\tilde{v}_{\omega}(\Omega) = a^{-1} (-i\omega/a)^{i\Omega/a} \Gamma(-i\Omega/a) / \sqrt{4\pi\omega}$ .

In this paper, we are interested in particle creation by a relativistic perfectly reflecting mirror, thus only the former dynamical situation will be relevant to our following discussions.

### A. Flying mirror in (1+1)D

To mimic Hawking radiation emitted by a black hole formed from gravitational collapse, we shall consider a perfect mirror whose trajectory asymptotes the Davies-Fulling one:  $x_r(t_r) \sim -t_r - A \exp(-2\kappa t_r) - B$ ,  $\{A, B, \kappa\} > 0$  at late times [5] (see Fig.1).

Since the *out* mode  $v_{\omega}(x_+(\mathcal{O}_1)) \sim \exp(-i\omega x_-)$  is a plane wave basis (up to a normalization factor) for an (*out*) observer  $\mathcal{O}_1$  at  $x_+ = x_+(\mathcal{O}_1)$ , the reflected waves, which have experienced Doppler red shift, that reach  $x_+ = x_+(\mathcal{O}_1)$  can be expanded in terms of  $v_{\omega}(x_+(\mathcal{O}_1))$ , which further leads to the interpretation of Fourier modes as Bogoliubov coefficients. In this case, we have  $\omega(t_r(x_-))/\Omega \sim A\kappa \cdot \exp(-2\kappa t_r(x_-)) \sim A\kappa \cdot \exp(-\kappa x_-)$ , and the Fourier transformation of *in* mode at  $x_+(\mathcal{O}_1)$ :

$$\begin{aligned} \tilde{u}_{\Omega}(\omega) &= \int_{\mathbb{R}^1} dx_- e^{i\omega x_-} u_{\Omega}(x_+(\mathcal{O}_1)) \\ &= -\frac{1}{\sqrt{4\pi\Omega}} \int_{\mathbb{R}^1} dx_- e^{i\omega x_-} \exp\left(-i \int dx_- \omega(t_r(x_-))\right) \\ &\sim -\frac{1}{\sqrt{4\pi\Omega}} \int_{\mathbb{R}^1} dx_- e^{i\omega x_-} \exp(i\Omega A e^{-\kappa x_-}) \\ &= -\frac{1}{\sqrt{4\pi\Omega}} \frac{(-i\Omega A)^{i\omega/\kappa}}{\kappa} \Gamma\left(\frac{-i\omega}{\kappa}\right), \end{aligned} \quad (33)$$

and the Bogoliubov coefficients are

$$\alpha_{\omega\Omega} = \frac{\sqrt{4\pi\omega}}{2\pi} \tilde{u}_{\Omega}(\omega), \quad \bar{\beta}_{\omega\Omega} = -\frac{\sqrt{4\pi\omega}}{2\pi} \tilde{u}_{\Omega}(-\omega). \quad (34)$$

On the other hand, one intuitively expects an observer  $\mathcal{O}_2$  at  $x = x(\mathcal{O}_2)$  should obtain the same spectrum as that obtained by  $\mathcal{O}_1$  at  $x_+ = x_+(\mathcal{O}_1)$ . Indeed, since  $x_- = t - x$ , the integration over  $x_-$  in the Fourier transform of  $u_{\Omega}(t, x)$  can also be regarded as an integration over the observation time  $t$  at a fixed spatial position  $x = x(\mathcal{O}_2)$ . In this perspective, we have

$$\begin{aligned} \tilde{u}_{\Omega}(\omega) &= \int_{\mathbb{R}^1} dt e^{i\omega x_-} u_{\Omega}(x(\mathcal{O}_2)) \\ &= -\frac{1}{\sqrt{4\pi\Omega}} \int_{\mathbb{R}^1} dt e^{i\omega x_-} \exp\left(-i \int dt \omega(t_r(x_-))\right) \\ &\sim -\frac{1}{\sqrt{4\pi\Omega}} e^{-i\omega x} \int_{\mathbb{R}^1} dt e^{i\omega t} \exp(i\Omega A e^{\kappa x} e^{-\kappa t}) \\ &= -\frac{1}{\sqrt{4\pi\Omega}} \frac{(-i\Omega A)^{i\omega/\kappa}}{\kappa} \Gamma\left(\frac{-i\omega}{\kappa}\right), \end{aligned} \quad (35)$$

which is identical to the result of  $\mathcal{O}_1$ .

Finally, it is obvious that identical result can also be obtained if one integrates along the retarded time  $t_r$ .

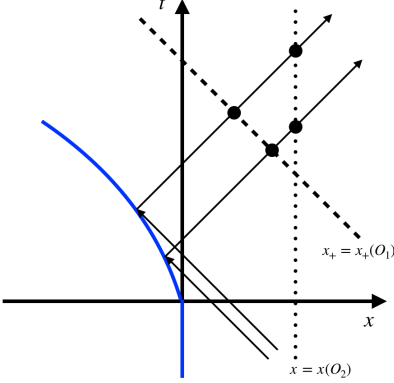


FIG. 1. Reflection of plane waves by a relativistically receding perfect mirror in (1+1)-dimensions. Blue: mirror's trajectory. Dashed line: observer  $\mathcal{O}_1$ 's worldline  $x_+ = x_+(\mathcal{O}_1)$ . Dotted line: observer  $\mathcal{O}_2$ 's worldline  $x = x(\mathcal{O}_2)$ .

### B. Flying mirror in (1+3)D

In a (1+3)-dimensional spacetime with an infinite-size plane mirror moving along the  $x$ -axis, the concept of light cone coordinate  $x_{\pm} = t \pm x$  is not suitable for discussion. Nevertheless, discussions based on the observation point  $(t, \mathbf{x})$  remain valid and more convenient. Thus, we shall consider an observer  $\mathcal{O}_1$  with the worldline  $\mathbf{x} = \mathbf{x}(\mathcal{O}_1)$ , as shown in Fig.2. Since the plane wave mode  $v_{\mathbf{p}}(\mathbf{x}(\mathcal{O}_1)) \sim \exp(-i\omega t + i\mathbf{p} \cdot \mathbf{x})$  can serve as a basis at  $\mathbf{x} = \mathbf{x}(\mathcal{O}_1)$ , this validates the action of taking the Fourier transformation of the reflected wave mode and interpreting its Fourier components as Bogoliubov coefficients.

We shall again consider a perfect mirror with trajectory that asymptotes:  $x_r(t_r) \sim -t_r - A \exp(-2\kappa t_r) - B$ ,  $\{A, B, \kappa\} > 0$  at late times. For incident *in* modes catching up the receding mirror, the critical incident angle  $\theta_c$  and maximum incident angle  $\theta_m$  are

$$\theta_c(t_r) \sim 2A\kappa e^{-2\kappa t_r} + \mathcal{O}(e^{-4\kappa t_r}) \ll 1, \quad (36)$$

$$\theta_m(t_r) \sim \sqrt{4A\kappa} e^{-\kappa t_r} + \mathcal{O}(e^{-3\kappa t_r}) \ll 1. \quad (37)$$

Since  $\theta_m(t_r) \ll 1$  at late times, only incident *in* modes with  $\theta_i \leq \theta_m \ll 1$  can catch up the receding mirror and get reflected. Among the reflected *in* modes, those with  $\theta_i < \theta_c \ll 1$  are reflected backwardly, while those with  $\theta_c < \theta_i \leq \theta_m \ll 1$  are reflected forwardly.

For an incident *in* mode with  $\theta_i \leq \theta_m \ll 1$ , its reflected frequency and longitudinal momentum are

$$\omega(t_r) \sim \Omega A \kappa \cos^2(\theta_i/2) e^{-2\kappa t_r} + \mathcal{O}(e^{-4\kappa t_r}), \quad (38)$$

$$p_x(t_r) \sim \Omega A \kappa \cos^2(\theta_i/2) e^{-2\kappa t_r} + \mathcal{O}(e^{-4\kappa t_r}). \quad (39)$$

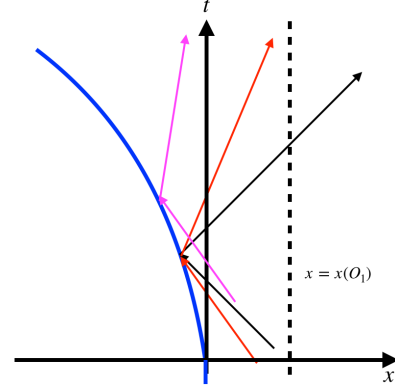


FIG. 2. Reflection of plane waves by a relativistically receding perfect mirror in higher dimensions. Blue: mirror's trajectory. Dashed line: observer  $\mathcal{O}_1$ 's worldline  $x = x(\mathcal{O}_1)$ .

Thus, to an observer at  $\mathbf{x} = \mathbf{x}(\mathcal{O}_1)$ , the only non-trivial wave mode he/she will receive is the reflected *in* mode with negligible transverse momentum which comes from the reflection of an incident *in* mode with  $\theta_i < \theta_c \ll 1$ .

Having the above discussions in mind, we decompose the *in* annihilation operator  $\hat{a}_{\mathbf{P}}$  into longitudinal component  $\hat{a}_{\mathbf{P}}^{\parallel} \equiv 2\pi\delta^{(2)}(\mathbf{P}_{\perp})\hat{c}_{P_x}$  and its complement  $\hat{a}_{\mathbf{P}}^{\perp}$ , where the commutation relation for  $\hat{c}_{P_x}$  is

$$[\hat{c}_{P_x}, \hat{c}_{P'_x}^{\dagger}] = \frac{\delta(P_x - P'_x)}{\mathcal{A}_{\infty}}, \quad (40)$$

where  $\mathcal{A}_{\infty} \rightarrow \infty$  denotes the mirror's transverse area.

Thus, the decomposition of a scalar field now becomes

$$\begin{aligned} \hat{\phi}(t, \mathbf{x}) &= \int_{P_x < 0} d^3P \left[ (\hat{a}_{\mathbf{P}}^{\parallel} + \hat{a}_{\mathbf{P}}^{\perp}) u_{\mathbf{P}}(t, \mathbf{x}) + h.c. \right] \\ &= \int_{\mathbb{R}^-} dP_x \left[ \hat{c}_{P_x} \cdot 2\pi u_{\mathbf{P}}(t, \mathbf{x})|_{\mathbf{P}_{\perp}=0} + h.c. \right] \\ &\quad + \int_{P_x < 0} d^3P \left[ \hat{a}_{\mathbf{P}}^{\perp} u_{\mathbf{P}}(t, \mathbf{x}) + h.c. \right], \end{aligned} \quad (41)$$

$$= \int_{p_x > 0} d^3p \left[ \hat{b}_{\mathbf{p}} v_{\mathbf{p}}(t, \mathbf{x}) + h.c. \right], \quad (42)$$

to the mirror's right, where the *in* mode with  $\mathbf{P}_{\perp} = 0$  is

$$u_{\mathbf{P}}(t, \mathbf{x})|_{\mathbf{P}_{\perp}=0} = \frac{e^{-i\Omega t + iP_x x} - e^{-i \int dx - \omega(t_r)}}{(2\pi)^{3/2} \sqrt{2\Omega}}, \quad (43)$$

where  $\Omega = |P_x|$ , and Eq. (38) will later be used as the explicit expression for  $\omega(t_r)$ .

For the *out* observer  $\mathcal{O}_1$  at  $\mathbf{x} = \mathbf{x}(\mathcal{O}_1)$ , the (reflected) *in* mode can be decomposed into Fourier components as

$$\begin{aligned} u_{\mathbf{P}}(\mathbf{x}(\mathcal{O}_1)) &= -\frac{e^{-i \int dx - \omega(t_r(x_-))}}{(2\pi)^{3/2} \sqrt{2\Omega}} \\ &= \int_{p_x > 0} \frac{d^3p}{(2\pi)^4 \sqrt{\omega}} \left[ e^{ip \cdot x} \tilde{u}_{\Omega}(\omega, \mathbf{p}) + e^{-ip \cdot x} \tilde{u}_{\Omega}(-\omega, -\mathbf{p}) \right], \end{aligned} \quad (44)$$

where  $\omega = p^t = -p_t = |\mathbf{p}|$ , and  $p \cdot x = -\omega t + \mathbf{p} \cdot \mathbf{x}$ , and the Bogoliubov coefficients are given by

$$\alpha_{\mathbf{p}\mathbf{P}} = \frac{\sqrt{2}}{2\pi} \frac{\tilde{u}_\Omega(\omega, \mathbf{p})}{(2\pi)^{3/2}}, \quad \bar{\beta}_{\mathbf{p}\mathbf{P}} = -\frac{\sqrt{2}}{2\pi} \frac{\tilde{u}_\Omega(-\omega, -\mathbf{p})}{(2\pi)^{3/2}}. \quad (45)$$

Since the first line of Eq. (44) is independent of  $\mathbf{x}_\perp$ , the Fourier components must have the form:  $\tilde{u}_\Omega(\pm\omega, \pm\mathbf{p}) = \delta^{(2)}(\mathbf{p}_\perp) \underline{u}_\Omega(\pm\omega, \pm p_x)$ . Then, the Fourier components are related to the Fourier transformation of the *in* mode by

$$\begin{aligned} \underline{u}_\Omega(\omega, p_x) &= -\frac{(2\pi)^{3/2} \sqrt{\Omega}}{\sqrt{2\omega}} e^{-i\Omega x} \int_{\mathbb{R}^1} dt e^{i\Omega t} e^{-i \int dx -\omega(t_r)} \\ &= -\frac{(2\pi)^{3/2} \sqrt{\Omega}}{\sqrt{2\omega}} \frac{(-i\Omega A)^{i\omega/\kappa}}{\kappa} \Gamma\left(\frac{-i\omega}{\kappa}\right), \end{aligned} \quad (46)$$

where we have used Eq. (38) and the fact that  $\theta_i \ll 1$ . Thus, the Bogoliubov coefficients of interest are

$$\alpha_{\mathbf{p}\mathbf{P}} = -\frac{\delta^{(2)}(\mathbf{p}_\perp)}{2\pi\kappa} \frac{\sqrt{\omega}}{\sqrt{\Omega}} (-i\Omega A)^{i\omega/\kappa} \Gamma\left(\frac{-i\omega}{\kappa}\right), \quad (47)$$

$$\bar{\beta}_{\mathbf{p}\mathbf{P}} = \frac{\delta^{(2)}(\mathbf{p}_\perp)}{2\pi\kappa} \frac{\sqrt{\omega}}{\sqrt{\Omega}} (-i\Omega A)^{-i\omega/\kappa} \Gamma\left(\frac{i\omega}{\kappa}\right). \quad (48)$$

The mean occupation number of *out* particles is thus

$$\begin{aligned} \frac{d^3 N}{d^3 p} &= \langle 0; \text{in} | \hat{b}_{\mathbf{p}}^\dagger \hat{b}_{\mathbf{p}} | 0; \text{in} \rangle \\ &= \lim_{\mathbf{p}' \rightarrow \mathbf{p}} \frac{(2\pi)^2}{\mathcal{A}_\infty} \int_{\mathbb{R}^-} dP_x \beta_{\mathbf{p}\mathbf{P}} \bar{\beta}_{\mathbf{p}'\mathbf{P}} \\ &= \frac{(2\pi)^2 \delta^{(2)}(\mathbf{p}_\perp)}{\mathcal{A}_\infty} \frac{\delta^{(2)}(\mathbf{p}_\perp) \Delta t}{2\pi} \left( \frac{1}{e^{\omega/T_H} - 1} \right), \end{aligned} \quad (49)$$

where  $p_x = \omega > 0$ ,  $\Delta t = 2\pi\delta(\omega - \omega' = 0) \rightarrow \infty$  is the infinite accelerating time period measured by the *out* observer  $\mathcal{O}_1$ , the first fraction in the last line equals to unity for  $\mathbf{p}_\perp = \mathbf{0}$ , and  $T_H = \kappa/2\pi$  is the Hawking temperature. This is the analog Hawking radiation spectrum emitted by a perfectly reflecting, infinite transverse area, plane mirror in (1+3)-dimensional flat spacetime at late times and is to be observed by an *out* observer  $\mathcal{O}_1$  on the right-hand-side of the leftwardly receding mirror.

By using the identity:

$$\lim_{L \rightarrow \infty} \text{sinc}(pL/2) = 2\pi\delta(p)/L,$$

the Dirac delta functions can be replaced by sinc functions instead. This alternative expression allows a direct extrapolation to the case of a finite-size, say, square mirror with transverse area:  $\mathcal{A} = L \times L$  as

$$\frac{d^3 N}{d^3 p} \approx \frac{\mathcal{A} \Delta t}{(2\pi)^3} \text{sinc}^2\left(\frac{p_y L}{2}\right) \text{sinc}^2\left(\frac{p_z L}{2}\right) \left(\frac{1}{e^{\omega/T_H} - 1}\right)$$

for  $\omega = |\mathbf{p}| \sim p_x \gg |\mathbf{p}_\perp|$ . If  $|\mathbf{p}_\perp|$  is not required to be negligible compared to  $p_x$ , then we should additionally replace  $T_H$  by  $T_{eff} = \kappa/[(1 + \cos\theta)\pi]$  since the mirror is neither isotropic nor translational invariant [15, 16].

The appearance of sinc functions is a manifestation of diffraction due to the mirror's finite transverse geometry. In far field, using  $p_y \sim \omega y/R$  and  $p_z \sim \omega z/R$ , where  $R \gg |\mathbf{x}_\perp|$  is the longitudinal distance between the observer  $\mathcal{O}_1$  and the mirror at the instant of emission, the arguments of the sinc functions become  $\omega Ly/(2R) \sim \omega L\theta \cos\phi/2$  and  $\omega Lz/(2R) \sim \omega L\theta \sin\phi/2$ , which are also justified by  $p_y = \omega \sin\theta \cos\phi$  and  $p_z = \omega \sin\theta \sin\phi$  when  $\theta \ll 1$ .

Similarly, for a circular mirror of diameter  $D$ , the particle spectrum would be

$$\frac{d^3 N}{d^3 p} \approx \frac{\mathcal{A} \Delta t}{(2\pi)^3} \left[ 2 \text{jinc}\left(\frac{|\mathbf{p}_\perp| D}{2}\right) \right]^2 \left( \frac{1}{e^{\omega/T_H} - 1} \right),$$

where  $\mathcal{A} = D^2\pi/4$ ,  $\text{jinc}(x) = J_1(x)/x$ ,  $J_1(x)$  is the Bessel function of the first kind of order 1, and  $|\mathbf{p}_\perp| \sim \omega\theta$  with  $\theta \ll 1$ . This leads to the Airy pattern, and the first minimum of the jinc function occurs at  $\theta = \theta_1 = 7.66/(\omega D) = 1.22\lambda/D$ , where  $\lambda = 2\pi/\omega$  is the wavelength of the emitted *out* particle.

The total occupation number can be obtained by integrating over the momentum  $\mathbf{p}$ . For  $\mathcal{A} \rightarrow \infty$ , only particles with  $|\mathbf{p}_\perp| = 0$  can be emitted, and the above three types of mirrors all lead to the same yield:

$$\begin{aligned} N &= \frac{\Delta t}{2\pi} \int_{\omega_1}^{\omega_2} \frac{d\omega}{e^{2\pi\omega/\kappa} - 1} \\ &= \frac{T_H \Delta t}{2\pi} \log\left(\frac{1 - e^{-\omega_2/T_H}}{1 - e^{-\omega_1/T_H}}\right), \end{aligned} \quad (50)$$

where  $(\omega_1, \omega_2)$  is the frequency range of interest.

On the other hand, for  $\mathcal{A} = \text{finite}$ , the emitted particles can acquire non-negligible transverse momenta. However, analytic expressions of spectra can only be obtained under certain approximations. For simplicity, in the case of a square mirror, the frequency spectrum in the low frequency regime:  $\omega \ll L^{-1}$  is

$$\frac{dN}{d\omega} \approx \frac{\mathcal{A} \Delta t}{(2\pi)^2} \frac{\kappa\omega}{\pi} \log(1 + e^{-\pi\omega/\kappa}), \quad (51)$$

while the angular spectrum with  $\theta \ll 1$  is

$$\frac{dN}{d\Omega} \approx \frac{\mathcal{A} \Delta t}{(2\pi)^3} \frac{\kappa^3 \zeta(3)}{4\pi^3} \left[ 1 - \frac{\zeta(5)(\kappa L)^2 - 3\pi^2 \zeta(3)}{4\pi^2 \zeta(3)} \theta^2 \right], \quad (52)$$

where  $\zeta$ 's are Riemann zeta functions. The full spectra are plotted in Figs. 3 & 4, which are obtained from numerical integrations and they indeed agree well with the above analytic formulae in the corresponding regimes.

The frequency spectrum initially grows linearly in  $\omega$  in the low frequency regime. Since small frequency corresponds to long wavelength, the spectrum is simply proportional to the mirror's area. However, as the frequency gets higher, the wavelength becomes comparable to the area and diffraction emerges, leading to the wiggling in the figure. On the other hand, as indicated in Eq. (52), for  $\zeta(5)(\kappa L)^2 > 3\pi^2 \zeta(3)$ , which is the case used in the

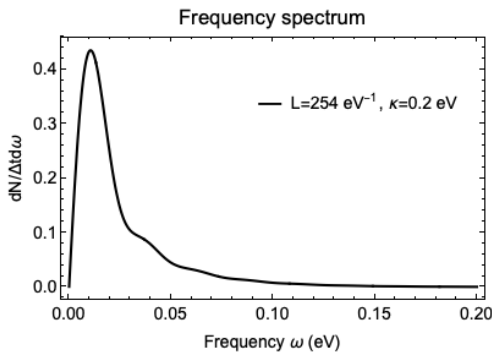


FIG. 3. Frequency spectrum of analog Hawking radiation.

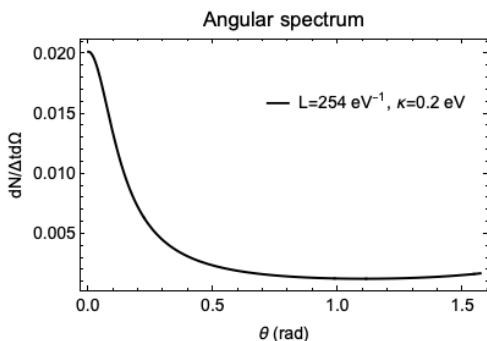


FIG. 4. Angular spectrum of analog Hawking radiation.

figure, the angular spectrum has its maximum at  $\theta = 0$  and decreases quadratically in  $\theta$  as  $\theta$  gets larger.

In the recently proposed AnaBHEL collaboration [17–19], the flying mirror generated via plasma-laser interaction has a low reflectivity [23] and the event yield per laser shot is estimated as  $N \sim 0.3$  [16].

Assuming a perfectly reflecting plane mirror with the same trajectory and parameter values, i.e.,  $L = 254 \text{ eV}^{-1}$ ,  $\kappa = 0.2 \text{ eV}$ , can be generated, which faces both physical and technical challenges, and noting that the Davies-Fulling-like motion takes about  $\Delta t \sim 1 \text{ ps} \sim 1520 \text{ eV}^{-1}$  based on the design in Ref.[17], the yield of analog Hawking particles per laser shot is then  $N \sim 0.011 \times 1520 \sim 16$  events, where  $0.011 \text{ eV}$  is the area under the frequency spectrum in Fig. 3.

For a petawatt-class laser facility that provides 1 laser shot per minute and 8 hours of operation time per day, a 20-day experiment with an ideal detector efficiency would then give the total yield as  $N_{total} \sim 160,000$  events.

## V. CONCLUSION

The conventional approach toward radiation induced by a relativistically flying mirror in spacetimes other than (1+1) dimensions is, if possible, difficult. If the mirror

is non-relativistic and perfectly reflecting, then it can be solved by perturbing a static mirror solution [12–14]; if the mirror is relativistic but semitransparent, it can also be solved by perturbing a free field solution [15, 16].

To circumvent the difficulty encountered by a perfectly reflecting mirror in higher dimensional spacetimes, we begin by studying the frequency and momentum of an incident plane wave after reflection from a flying mirror instead. From this, we observe that, in general, the reflected frequency and momentum only depend on the mirror’s velocity, while the phase of the reflected wave will also depend on the acceleration. This viewpoint provides crucial physical insights which allow us to generalize the discussion to higher dimensional spacetimes, which is important for actual laboratory experiments.

It should be noted that by striking a flying mirror by a classical plane wave and Fourier transforming the received reflected wave can indeed lead to a frequency spectrum. However, this is only a classical signal in Fourier space. It is for quantum fluctuations that the Fourier components of the reflected wave modes have the interpretation as quantum particle creation from the vacuum (although this quantum radiation spectrum has exactly the same form as that of the previous classical spectrum).

Without going through rigorous derivation of the radiation spectrum, one may also heuristically argue the expected expression from dimensional analysis. Since the mean occupation number  $d^3N/d^3p$  has a dimension of length<sup>3</sup>, and, for a relativistically receding mirror, the reflected wave mode are mostly longitudinal, one expects  $d^3N/d^3p \sim \delta^{(2)}(\mathbf{p}_\perp)dN/dp_x$  up to a dimensionless proportionality constant. By going through rigorous derivation, the proportionality constant can be uniquely determined, which is important to the estimation of event yield for a proposed experiment.

The results based on the viewpoint adopted in this paper also allow direct generalization to mirrors with various geometries, e.g., square, circular, etc., and diffraction in the radiation spectrum emerges.

Finally, having robust expressions for the analog Hawking radiation spectra, we estimated, in the case of  $T_H = 0.03 \text{ eV}$ , the yield to be  $N \sim 16$  events per laser shot for an ideal detector, and  $N_{total} \sim 160,000$  in a 20-day experiment, which is roughly 50 times larger than the yield,  $N_{total} \sim 3,000$ , for a square-root-Lorentzian (SRLD), semitransparent mirror [16].

## ACKNOWLEDGMENTS

This work is supported by ROC (Taiwan) Ministry of Science and Technology (MOST), National Center for Theoretical Sciences (NCTS), and Leung Center for Cosmology and Particle Astrophysics (LeCosPA) of National Taiwan University. P.C. is in addition supported by U.S. Department of Energy under Contract No. DE-AC03-76SF00515.

- 
- [1] S. W. Hawking, Particle creation by black holes, *Commun. Math. Phys.* **43**, 199 (1975).
- [2] G. T. Moore, Quantum theory of the electromagnetic field in a variable-length one-dimensional cavity, *J. Math. Phys. (N.Y.)* **11**, 2679 (1970).
- [3] B. S. DeWitt, Quantum field theory in curved spacetime, *Phys. Rep.* **19**, 295 (1975).
- [4] S. A. Fulling and P. C. W. Davies, Radiation from a moving mirror in two dimensional space-time: conformal anomaly, *Proc. R. Soc. A* **348**, 393 (1976).
- [5] P. C. W. Davies and S. A. Fulling, Radiation from moving mirrors and from black holes, *Proc. R. Soc. A* **356**, 237 (1977).
- [6] R. D. Carlitz and R. S. Willey, Reflections on moving mirrors, *Phys. Rev. D* **36**, 2327 (1987).
- [7] J. Foo and M. R. R. Good, Hawking radiation particle spectrum of a Kerr-Newman black hole, *JCAP* **01**, 019 (2021), [arXiv:2006.09681 \[gr-qc\]](#).
- [8] M. R. R. Good, A. Zhakenuly, and E. V. Linder, Mirror at the edge of the universe: Reflections on an accelerated boundary correspondence with de Sitter cosmology, *Phys. Rev. D* **102**, 045020 (2020), [arXiv:2005.03850 \[gr-qc\]](#).
- [9] M. R. R. Good, Extremal Hawking radiation, *Phys. Rev. D* **101**, 104050 (2020), [arXiv:2003.07016 \[gr-qc\]](#).
- [10] M. R. R. Good and Y. C. Ong, Particle spectrum of the Reissner–Nordström black hole, *Eur. Phys. J. C* **80**, 1169 (2020), [arXiv:2004.03916 \[gr-qc\]](#).
- [11] M. R. R. Good, K. Yelshibekov, and Y. C. Ong, On horizonless temperature with an accelerating mirror, *JHEP* **03**, 013 (2017), [arXiv:1611.00809 \[gr-qc\]](#).
- [12] L. H. Ford and A. Vilenkin, Quantum radiation by moving mirrors, *Phys. Rev. D* **25**, 2569 (1982).
- [13] P. A. M. Neto and L. A. S. Machado, Quantum radiation generated by a moving mirror in free space, *Phys. Rev. A* **54**, 3420 (1996).
- [14] A. L. C. Rego, B. W. Mintz, C. Farina, and D. T. Alves, Inhibition of the dynamical Casimir effect with Robin boundary conditions, *Phys. Rev. D* **87**, 045024 (2013), [arXiv:1302.4709 \[quant-ph\]](#).
- [15] K.-N. Lin, C.-E. Chou, and P. Chen, Particle production by a relativistic semitransparent mirror in (1+3)D Minkowski spacetime, *Phys. Rev. D* **103**, 025014 (2021), [arXiv:2008.12251 \[gr-qc\]](#).
- [16] K.-N. Lin and P. Chen, Particle production by a relativistic semitransparent mirror of finite transverse size (2021), [arXiv:2107.09033 \[gr-qc\]](#).
- [17] P. Chen *et al.*, [AnaBHEL Collaboration], AnaBHEL (Analog Black Hole Evaporation via Lasers) Experiment: Concept, Design, and Status (2022), [arXiv:2205.12195 \[gr-qc\]](#).
- [18] P. Chen and G. Mourou, Accelerating plasma mirrors to investigate black hole information loss paradox, *Phys. Rev. Lett.* **118**, 045001 (2017), [arXiv:1512.04064 \[gr-qc\]](#).
- [19] P. Chen and G. Mourou, Trajectory of a flying plasma mirror traversing a target with density gradient, *Phys. Plasmas* **27**, 123106 (2020), [arXiv:2004.10615 \[physics.plasm-ph\]](#).
- [20] A. Einstein, Zur elektrodynamik bewegter körper, *Annalen der Physik* **322**, 891 (1905).
- [21] J. R. Van Meter, S. Carlip, and F. V. Hartemann, Reflection of plane waves from a uniformly accelerating mirror, *American Journal of Physics* **69**, 783 (2001).
- [22] A. Gjurichinovski and A. Skeparovski, Einstein’s mirror, *The Physics Teacher* **46**, 416 (2008).
- [23] Y.-K. Liu, P. Chen, and Y. Fang, Reflectivity and spectrum of relativistic flying plasma mirrors, *Phys. Plasmas* **28**, 103301 (2021), [arXiv:2012.05769 \[physics.plasm-ph\]](#).