

Lagrangian and Hamiltonian formulations of asymmetric rigid body, considered as a constrained system.

Alexei A. Deriglazov^{1, *}

¹*Depto. de Matemática, ICE, Universidade Federal de Juiz de Fora, MG, Brazil*

(Dated: 15 de fevereiro de 2023)

We discuss the dynamics of a rigid body, taking its Lagrangian action with kinematic constraints as the only starting point. Several equivalent forms for the equations of motion of rotational degrees of freedom are deduced and discussed on this basis. Using the resulting formulation, we revise some cases of integrability, and discuss a number of peculiar properties, that are not always taken into account when formulating the laws of motion of a rigid body. These properties are a consequence of the fact that not all solutions to the equations of motion of a rigid body describe the motions of the body.

Contents

I. Introduction.	2
II. Initial variational problem, translational and rotational degrees of freedom.	3
III. Orthonormal basis rigidly connected to moving body.	6
IV. Angular velocity, mass matrix and tensor of inertia.	8
V. Action functional and second-order Lagrangian equations for rotational degrees of freedom.	10
VI. First-order form of equations of motion and the Euler-Poisson equations.	12
VII. Conservation of angular momentum and the Euler equations.	14
VIII. Qualitative picture of motion according to Poincaré.	15
IX. Equations of motion in terms of Euler angles.	16
X. Solution to equations of motion of asymmetrical body for special values of angular momentum.	19
XI. Integrability by quadratures of the free Lagrange top.	22
XII. Hamiltonian equations for rotational degrees of freedom and the Euler-Poisson equations.	25
XIII. Chetaev bracket is the Dirac bracket.	27
XIV. Conclusion.	29
Acknowledgments	29
XV. Appendix.	30
Referências	30

*Electronic address: alexei.deriglazov@ufjf.br

I. INTRODUCTION.

A rigid body can be defined as a system of n particles, the distances and angles between which do not change with time. From point of view of classical mechanics, we are dealing with a system subject to kinematic (that is velocity independent) constraints. Our task will be to formulate and discuss the equations, that describe the motion of the body. Due to the constraints imposed on $3n$ coordinates of the particles, only six coordinates turn out to be independent. The theory of a rigid body, including the convenient equations of motion for the independent degrees of freedom, was formulated by Euler, Lagrange and Poisson already at the dawn of the development mechanics [1–3], and enters now as a chapter in the standard books on classical mechanics [4–11]. However, a didactically systematic formulation of the equations of motion is regarded not an easy task. For instance, J. E. Marsden, D. D. Holm and T. S. Ratiu in their work [12] dated by 1998 write: "It was already clear in the last century that certain mechanical systems resist the usual canonical formalism, either Hamiltonian or Lagrangian, outlined in the first paragraph. The rigid body provides an elementary example of this."

Given mechanical system, its equations of motion can either be postulated or derived from a suitable variational problem. Here we adopted the second possibility. Let us point out some advantages of this approach. First, the formulation of a variational problem for a system with kinematic constraints is a well-understood problem in mechanics, and is used already when formulating the simplest systems such as a mathematical pendulum. In a very short summary, it works as follows. Consider a mechanical system with generalised coordinates $q^A(t)$ and the Lagrangian $L(q^A, \dot{q}^A)$. Suppose the "particle" q^A was then forced to move on a surface given by the algebraic equations $\chi_\alpha(q^A) = 0$. Then equations of motion is known to follow from the action functional, where the constraints are taken into account with help of auxiliary variables $\lambda_\alpha(t)$ as follows [9, 15]:

$$S = \int dt L(q^A, \dot{q}^A) - \sum_\alpha \lambda_\alpha \chi_\alpha(q^A). \quad (1)$$

The auxiliary dynamical variables $\lambda_\alpha(t)$ are called Lagrangian multipliers. In all calculations they should be treated on equal footing with $q^A(t)$. In particular, looking for the equations of motion, we take independent variations with respect to q^A and all λ_α . The variation with respect to λ_α , implies $\chi_\alpha(q^A) = 0$, that is the constraints arise as a part of conditions of extremum of the action functional. So the presence of λ_α allows q^A to be treated as independent variables, that should be varied independently in obtaining the equations of motion.

Second, the formalism for constructing the equations of motion from this variational problem also is well-known. It is the Dirac's version of the Hamiltonian formalism, that works even for a more general (velocity dependent) constraints [13–15]. While the constraints are taken into account with use of auxiliary variables, the formalism allows to remove all them from final equations. Moreover, for any system with kinematic constraints, one can even write out closed expressions for the equations of motion that no longer contain the auxiliary variables, see Sect. 8.6.1 in [15].

In this work we follow the above methodology for the case of a rigid body, considered as a system with constraints. It will be shown, that all basic quantities and equations of motion of the rigid body follow from this formalism in a systematic and natural way. Although this work is mainly of a pedagogical nature, in the Conclusion we list a number of specific properties of the theory of a rigid body, which are not always taken into account in the literature, when formulating the laws of motion and applying them.

Notation. Capital letters of the Latin alphabet N, P, A, B, \dots or Greek letters α, β, \dots are used to label particles. Latin letters i, j, k, \dots used to label coordinates. Vectors are denoted using the bold letters, for instance the position vector of the particle N is $\mathbf{y}_N = (y_N^1, y_N^2, y_N^3)$, where y_N^i are Cartesian coordinates of the particle.

Summation over particles is always explicitly stated: $\sum_{N=1}^n m_N \mathbf{y}_N$. Repeated latin indices are summed unless otherwise indicated: $\epsilon_{ijk} y_N^j y_P^k = \sum_j \sum_k \epsilon_{ijk} y_N^j y_P^k$.

Notation for the scalar product: $(\mathbf{a}, \mathbf{b}) = a_i b_i$. Notation for the vector product: $[\mathbf{a}, \mathbf{b}]_i = \epsilon_{ijk} a_j b_k$, where ϵ_{ijk} is Levi-Chivita symbol in three dimensions, with $\epsilon_{123} = +1$.

Recall that the sets of three-vectors and antisymmetric 3×3 matrices are equivalent. For the vector $\boldsymbol{\omega}$, the corresponding matrix is denoted by $\hat{\omega}$, they are related as follows

$$\hat{\omega}_{ij} = \epsilon_{ijk} \omega_k, \quad \omega_k = \frac{1}{2} \epsilon_{kij} \hat{\omega}_{ij}. \quad (2)$$

From the definition $\det B = \frac{1}{6} \epsilon_{ijk} B_{ia} B_{jb} B_{kc} \epsilon_{abc}$, we have the useful identity

$$\epsilon_{abc} = (\det B)^{-1} \epsilon_{ijk} B_{ia} B_{jb} B_{kc}. \quad (3)$$

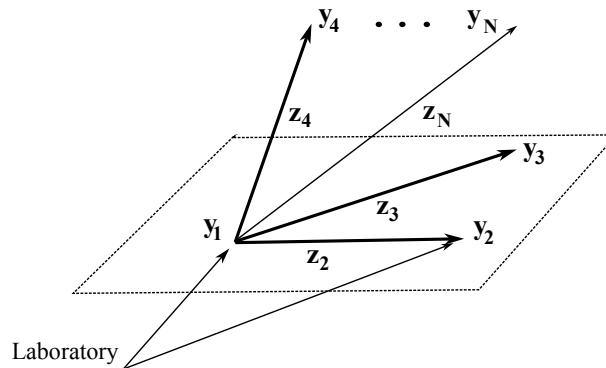


Figure 1: Linearly independent vectors $\mathbf{z}_2(t)$, $\mathbf{z}_3(t)$ and $\mathbf{z}_4(t)$ connecting four points of a body.

II. INITIAL VARIATIONAL PROBLEM, TRANSLATIONAL AND ROTATIONAL DEGREES OF FREEDOM.

Consider a system of $n \geq 4$ particles with the position vectors $\mathbf{y}_N(t) = (y_N^1(t), y_N^2(t), y_N^3(t))$ and masses m_N , $N = 1, 2, \dots, n$, not all lying on the same plane. The system is called a rigid body, if distances and angles between the particles do not depend of time

$$(\mathbf{y}_N(t) - \mathbf{y}_K(t), \mathbf{y}_P(t) - \mathbf{y}_M(t)) = \text{const.} \quad (4)$$

The task is to write the equations of motion, that determine all functions $\mathbf{y}_N(t)$, if the initial positions and velocities of the particles are known. Denote the initial positions $\mathbf{y}_N(0) = \mathbf{c}_N$, where c_N^i are $3n$ given numbers, and by \mathbf{v}_N the initial velocities of the particles.

The number of independent degrees of freedom of the rigid body. Some of the constraints (4) are consequences of others. We separate an independent subset of $3n - 6$ of them and show, how this can be used to represent all vector functions $\mathbf{y}_N(t)$ through some six functions, that are no longer limited by the constraints. Hence to describe the dynamics of the rigid body, we only need to know the temporal evolution for these six functions. The rigid body is said to have six independent degrees of freedom.

Let's pick four points $\mathbf{y}_1, \mathbf{y}_2, \mathbf{y}_3$ and \mathbf{y}_4 not lying on the same plane. Then the vectors $\mathbf{z}_2 = \mathbf{y}_2 - \mathbf{y}_1$, $\mathbf{z}_3 = \mathbf{y}_3 - \mathbf{y}_1$ and $\mathbf{z}_4 = \mathbf{y}_4 - \mathbf{y}_1$ are linearly independent, see Figure 1. Let us introduce the set of n vectors $\mathbf{y}_1, \mathbf{z}_N = \mathbf{y}_N - \mathbf{y}_1$, $N = 2, 3, \dots, n$. The constraints (4) then read

$$(\mathbf{z}_N, \mathbf{z}_P) = \text{const}, \quad (\mathbf{z}_N - \mathbf{z}_K, \mathbf{z}_P - \mathbf{z}_M) = \text{const.} \quad (5)$$

Consider the subset of all constraints that contain $\mathbf{z}_2, \mathbf{z}_3$ and \mathbf{z}_4 (there are $3n - 6$ of them)

$$(\mathbf{z}_A, \mathbf{z}_B) = a_{AB}, \quad A, B = 2, 3, 4, \quad \mathbf{z}_A \text{ are linearly independent vectors, so } \det a \neq 0, \quad (6)$$

$$(\mathbf{z}_A, \mathbf{z}_\alpha) = a_{A\alpha}, \quad \alpha = 5, 6, \dots, n. \quad (7)$$

They fix lengths of \mathbf{z}_A and angles between them, as well as the scalar products between each of \mathbf{z}_α with three \mathbf{z}_A . By construction, the remaining constraints of the set (5) do not imply any restrictions on \mathbf{z}_A . Besides, there are no constraints on the vector \mathbf{y}_1 . Let us write \mathbf{z}_α in the basis \mathbf{z}_A

$$\mathbf{z}_\alpha = k_\alpha^2 \mathbf{z}_2 + k_\alpha^3 \mathbf{z}_3 + k_\alpha^4 \mathbf{z}_4, \quad (8)$$

and take the scalar products of this expression with $\mathbf{z}_2, \mathbf{z}_3$, and \mathbf{z}_4 . The resulting system of equations allows to determine the coordinates k_α^A through the numbers a_{AN} : $k_\alpha^A = a_{AB}^{-1} a_{B\alpha}$. By this, all the vectors $\mathbf{y}_1, \mathbf{y}_2, \dots, \mathbf{y}_n$ are represented through $\mathbf{y}_1, \mathbf{z}_2, \mathbf{z}_3$ and \mathbf{z}_4 as follows

$$\mathbf{y}_2 = \mathbf{y}_1 + \mathbf{z}_2, \quad \mathbf{y}_3 = \mathbf{y}_1 + \mathbf{z}_3, \quad \mathbf{y}_4 = \mathbf{y}_1 + \mathbf{z}_4, \quad \mathbf{y}_\alpha = \mathbf{y}_1 + k_\alpha^A \mathbf{z}_A. \quad (9)$$

Further, there are 6 restrictions (6) on 9 coordinates of vectors \mathbf{z}_A , this gives $9 - 6 = 3$ independent degrees of freedom. For instance, they can be the Euler angles, that fix the position of the rigid triple \mathbf{z}_A with respect to the coordinate axes of the laboratory. Three more independent degrees of freedom are the coordinates of the vector \mathbf{y}_1 .

Initial variational problem. Let us write the Lagrangian variational problem for the rigid body. To this aim, we write the independent constraints (6) and (7) in terms of initial variables as follows:

$$(\mathbf{y}_A - \mathbf{y}_1, \mathbf{y}_B - \mathbf{y}_1) = a_{AB}, \quad A, B = 2, 3, 4, \quad (10)$$

$$(\mathbf{y}_A - \mathbf{y}_1, \mathbf{y}_\alpha - \mathbf{y}_1) = a_{A\alpha}, \quad \alpha = 5, 6, \dots, n. \quad (11)$$

They define a six-dimensional surface in \mathbb{R}^{3n} , so the rigid body is represented by a point in \mathbb{R}^{3n} , freely moving on this surface. According to the results known from classical mechanics [9, 15], the Lagrangian action of this system is

$$S = \int dt \frac{1}{2} \sum_{N=1}^n m_N \dot{\mathbf{y}}_N^2 + \frac{1}{2} \sum_{A=2}^4 \sum_{N=2}^n \lambda_{AN} [(\mathbf{y}_A - \mathbf{y}_1, \mathbf{y}_N - \mathbf{y}_1) - a_{AN}]. \quad (12)$$

The first term is kinetic energy of all particles, while the second term accounts the presence of the constraints. The auxiliary dynamical variables $\lambda_{AN}(t)$ are called Lagrangian multipliers. In all calculations they should be treated on equal footing with $\mathbf{y}_N(t)$. In particular, looking for the equations of motion, we take variations with respect to \mathbf{y}_N and all λ_{AN} . The 3×3 -block λ_{AB} of λ_{AN} was chosen to be the symmetric matrix. The variations with respect to λ_{AN} imply the constraints (10) and (11), while the variations with respect to $\mathbf{y}_N(t)$ give the dynamical equations

$$\begin{aligned} m_1 \ddot{\mathbf{y}}_1 &= - \sum_{AB} \lambda_{AB} [\mathbf{y}_B - \mathbf{y}_1] - \frac{1}{2} \sum_{A\alpha} \lambda_{A\alpha} [\mathbf{y}_A + \mathbf{y}_\alpha - 2\mathbf{y}_1], \\ m_A \ddot{\mathbf{y}}_A &= \sum_B \lambda_{AB} [\mathbf{y}_B - \mathbf{y}_1] + \frac{1}{2} \sum_{\alpha} \lambda_{A\alpha} [\mathbf{y}_\alpha - \mathbf{y}_1], \\ m_\alpha \ddot{\mathbf{y}}_\alpha &= \frac{1}{2} \sum_A \lambda_{A\alpha} [\mathbf{y}_A - \mathbf{y}_1]. \end{aligned} \quad (13)$$

The center-of-mass inertial system of coordinates. Of course, these $3n$ equations for six independent degrees of freedom are too complicated for practical calculations and analysis. We will find a set of variables more convenient for describing these six degrees of freedom. First, we single out one vector function with simple dynamics.

Taking the sum of equations (13), we obtain

$$\sum_{N=1}^n m_N \ddot{\mathbf{y}}_N = 0. \quad (14)$$

So it is convenient to introduce the moving point, called the center of mass of the body, as follows:

$$\mathbf{y}_0(t) = \frac{1}{M} \sum_{N=1}^n m_N \mathbf{y}_N(t), \quad \text{where } M = \sum_{N=1}^n m_N, \quad \text{then } \ddot{\mathbf{y}}_0 = 0. \quad (15)$$

Independently of the character of motion of the free body, the center of mass moves along a straight line with constant velocity. Since the initial position and velocity of the body are assumed to be known, we can compute the initial position and velocity of \mathbf{y}_0 , they are $\mathbf{C}_0 = (\sum m_N \mathbf{c}_N)/M$ and $\mathbf{V}_0 = (\sum m_N \mathbf{v}_N)/M$. These equalities together with Eq. (15) determine the center of mass dynamics as follows:

$$\mathbf{y}_0(t) = \mathbf{C}_0 + \mathbf{V}_0 t. \quad (16)$$

It is convenient to make a change of variables, such that the position vector of the center of mass becomes one of the coordinates of the problem

$$(\mathbf{y}_1, \mathbf{y}_2, \dots, \mathbf{y}_n) \rightarrow \left(\mathbf{y}_0 = \frac{1}{M} \sum_{N=1}^n m_N \mathbf{y}_N(t), \mathbf{x}_P = \mathbf{y}_P - \mathbf{y}_0 \right), \quad P = 1, 2, \dots, n-1. \quad (17)$$

The variables \mathbf{x}_P are the position vectors of $n-1$ points of the body with respect to the point of center of mass, see Figure 2. The inverse change is

$$(\mathbf{y}_0, \mathbf{x}_1, \dots, \mathbf{x}_{n-1}) \rightarrow \left(\mathbf{y}_P = \mathbf{y}_0 + \mathbf{x}_P, \mathbf{y}_n = \mathbf{y}_0 - \frac{1}{m_n} \sum_1^{n-1} m_n \mathbf{x}_N \right), \quad P = 1, 2, \dots, n-1. \quad (18)$$

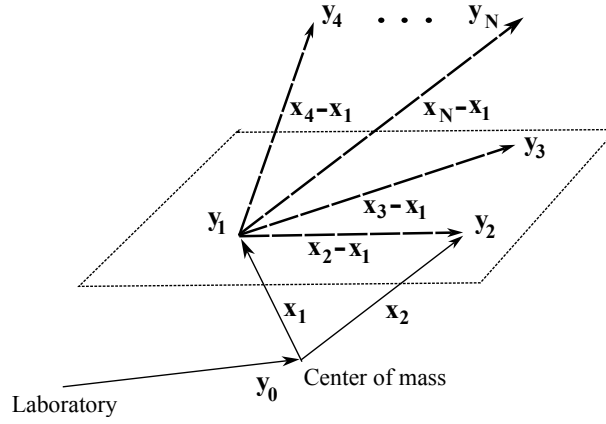


Figure 2: Positions of particles with respect to Laboratory, and with respect to the center of mass.

An invertible change of variables can be performed in a Lagrangian, this is known to give an equivalent formulation of the initial problem [7, 9, 15]. In terms of new variables (18), the Lagrangian (12) reads as follows:

$$L = \frac{1}{2}M\dot{\mathbf{y}}_0^2 + \frac{1}{2} \sum_{N=1}^n m_N \dot{\mathbf{x}}_N^2 + \frac{1}{2} \sum_{A=2}^4 \sum_{N=2}^n \lambda_{AN} [(\mathbf{x}_A - \mathbf{x}_1, \mathbf{x}_N - \mathbf{x}_1) - a_{AN}], \quad (19)$$

where it was denoted

$$\mathbf{x}_n \equiv -\frac{1}{m_n} \sum_1^{n-1} m_N \mathbf{x}_N, \quad \text{or} \quad \sum_1^n m_N \mathbf{x}_N = 0. \quad (20)$$

This prompts to introduce an independent auxiliary variable \mathbf{x}_n , and to take into account the equality (20) as one more constraint of the problem, adding it to our action with the corresponding Lagrangian multiplier. According to the results known from classical mechanics, this gives an equivalent Lagrangian

$$L = \frac{1}{2}M\dot{\mathbf{y}}_0^2 + \frac{1}{2} \sum_{N=1}^n m_N \dot{\mathbf{x}}_N^2 + \frac{1}{2} \sum_{A=2}^4 \sum_{N=2}^n \lambda_{AN} [(\mathbf{x}_A - \mathbf{x}_1, \mathbf{x}_N - \mathbf{x}_1) - a_{AN}] + \lambda \left[\sum_1^n m_N \mathbf{x}_N \right]. \quad (21)$$

It now consist of $3n + 3$ independent dynamical variables \mathbf{y}_0 and \mathbf{x}_N , $N = 1, 2, \dots, n$, as well as $3n - 3$ auxiliary variables λ_{AN} and λ .

The center of mass enters only into the first term of the Lagrangian. So, variation of the action with respect to \mathbf{y}_0 gives the equation (15), whose solution we already know, see Eq. (16). It is said that three functions y_0^i describe the translational degrees of freedom of a rigid body. Since their evolution is already determined, we omit the first term of (21) in the subsequent calculations. The remaining variables \mathbf{x}_N have a simple geometric interpretation. Indeed, let us consider the coordinate system with origin in the center of mass¹, and with axes parallel to the Laboratory axes. This is called the system of center of mass. Then \mathbf{x}_N defined in Eq. (17) are just the position vectors of the body's points with respect to this system, see Figure 2.

Variation of the action (21) with respect to the variables \mathbf{x} gives the dynamical equations

$$\begin{aligned} m_1 \ddot{x}_1^i &= - \sum_{A,B=2}^4 \lambda_{AB} [x_B^i - x_1^i] - \frac{1}{2} \sum_{A\alpha} \lambda_{A\alpha} [x_A^i + x_\alpha^i - 2x_1^i] + m_1 \lambda^i, \\ m_A \ddot{x}_A^i &= \sum_{B=2}^4 \lambda_{AB} [x_B^i - x_1^i] + \frac{1}{2} \sum_{\alpha=5}^n \lambda_{A\alpha} [x_\alpha^i - x_1^i] + m_A \lambda^i, \\ m_\alpha \ddot{x}_\alpha^i &= \frac{1}{2} \sum_{A=2}^4 \lambda_{A\alpha} [x_A^i - x_1^i] + m_\alpha \lambda^i. \end{aligned} \quad (22)$$

¹ According to Eq. (16), it is an inertial system.

They are accompanied by the constraints, following from variation of (21) with respect to λ

$$\sum_1^n m_N \mathbf{x}_N = 0, \quad (\mathbf{x}_A - \mathbf{x}_1, \mathbf{x}_N - \mathbf{x}_1) = a_{AN}. \quad (23)$$

Integrals of motion. Taking scalar product of the equation for $\ddot{\mathbf{x}}_N$ of the system (22) with $\dot{\mathbf{x}}_N$, $N = 1, 2, \dots, n$, and then summing all them, the right hand side of resulting expression identically vanishes, and we obtain that the rotational energy

$$E = \frac{1}{2} \sum_{N=1}^n m_N \dot{\mathbf{x}}_N^2, \quad (24)$$

is preserved along any true trajectory of the body: $\frac{dE}{dt} = 0$.

Similarly, taking instead of scalar products the vector products with $\dot{\mathbf{x}}_N$, we get that angular momentum of the body with respect to the center of mass

$$\mathbf{m} = \sum_{N=1}^n m_N [\mathbf{x}_N, \dot{\mathbf{x}}_N], \quad (25)$$

is preserved² as well, $\frac{d\mathbf{m}}{dt} = 0$.

III. ORTHONORMAL BASIS RIGIDLY CONNECTED TO MOVING BODY.

Let us show that the distances of the points of the body to the center of mass do not change with time

$$|\mathbf{x}_N(t)| = \text{const}. \quad (26)$$

This means that the center-of-mass point (that generally is not a point of the body) accompanies the displacement of the body in the space. Eq. (26) implies also that the angles between vectors $\mathbf{x}_N(t)$ are preserved. Indeed, consider the vectors $\mathbf{x}_N(t)$, $\mathbf{x}_P(t)$ and $\mathbf{x}_N(t) - \mathbf{x}_P(t)$ that form a triangle. According to (4) and (26), the side lengths of the triangle do not depend on time. Then the same is true for the angles, in particular

$$(\mathbf{x}_N(t), \mathbf{x}_P(t)) = \text{const}. \quad (27)$$

These two properties allow us to imagine the character of possible movements of the body with respect to the center of mass. The movement resembles the evolution of an inclined top. That is, generally, the body rotates around some axis, one end of which rests at the center of mass, while the other end experiences some movement in space. The exact mathematical formulation of this picture will be given below.

To show the validity of (26), we calculate the derivative of $|\mathbf{x}_N - \mathbf{x}_P|^2 = \text{const}$, obtaining $(\mathbf{x}_N, \dot{\mathbf{x}}_N) + (\mathbf{x}_P, \dot{\mathbf{x}}_P) - (\dot{\mathbf{x}}_N, \mathbf{x}_P) - (\mathbf{x}_N, \dot{\mathbf{x}}_P) = 0$. Multiplying this expression by m_P , summing over P and using Eq. (20), we get

$$M(\mathbf{x}_N, \dot{\mathbf{x}}_N) + \sum_1^n m_P (\mathbf{x}_P, \dot{\mathbf{x}}_P) = 0, \quad (28)$$

for any N . This implies $(\mathbf{x}_N, \dot{\mathbf{x}}_N) = (\mathbf{x}_K, \dot{\mathbf{x}}_K)$, or $(\mathbf{x}_N, \dot{\mathbf{x}}_N) = c(t)$, where $c(t)$ is the same for any N . Substituting this expression back into (28), we get $c = 0$. So $(\mathbf{x}_N, \dot{\mathbf{x}}_N) = \frac{1}{2} d(\mathbf{x}_N, \mathbf{x}_N)/dt = 0$, or $(\mathbf{x}_N, \mathbf{x}_N) = \text{const}$, as it was stated.

We now obtain the basic formula, which will allow us to get rid of most of the constraints, and to present the variational problem (21) in a form convenient for further analysis. Let the basic vectors of the center-of-mass system are the columns $\mathbf{e}_1 = (1, 0, 0)^T$, $\mathbf{e}_2 = (0, 1, 0)^T$ and $\mathbf{e}_3 = (0, 0, 1)^T$. Then

$$\mathbf{x}_N(t) = \mathbf{e}_i x_N^i(t), \quad \mathbf{x}_N(0) = \mathbf{e}_i x_N^i(0). \quad (29)$$

² According to the first Noether's theorem, the integrals of motion could be obtained also using global symmetries of the action (21). The energy is a consequence of the time-translational invariance, angular momentum is due to rotational invariance, while the constancy of center-of-mass velocity is due to Galileo boosts, see Sect. 7.10 in [15].

As $|\mathbf{x}_N(t)| = \text{const}$, the vectors $\mathbf{x}_N(t)$ and $\mathbf{x}_N(0)$ have the same length, and so are related by some rotation: $x_N^i(t) = R_{Nij}(t)x_N^j(0)$, where $R_N^T R_N = \mathbf{1}$ is an orthogonal matrix. We will show that this matrix is the same for all particles, i.e.

$$x_N^i(t) = R_{ij}(t)x_N^j(0). \quad (30)$$

This is the basic formula. It greatly simplifies our task. Indeed, by combining it with the Eqs. (16) and (18), the evolution of any point of the body can be presented as follows

$$\mathbf{y}_N(t) = \mathbf{C}_0 + \mathbf{V}_0 t + \mathbf{x}_N(t) = \mathbf{C}_0 + \mathbf{V}_0 t + R(t)\mathbf{x}_N(0). \quad (31)$$

That is, our task is reduced to finding the equations of motion for three independent dynamical variables contained in the orthogonal matrix $R(t)$. They are called the rotational degrees of freedom of the rigid body. We emphasize that according to Eq. (30), initial conditions for them in the theory of rigid bodies are fixed once and for all

$$R_{ij}(0) = \delta_{ij}. \quad (32)$$

Geometrically, this means that at this instant the columns of the matrix R coincide with basic vectors of center-of-mass system. The equality (31) is known as the Euler's theorem.

To prove (30), we pick three linearly independent vectors $\mathbf{x}_A(t)$ among $\mathbf{x}_N(t)$, and construct the orthonormal basis $\mathbf{R}_i(t)$, rigidly connected with $\mathbf{x}_A(t)$ at each instant of time. For instance, we can take $\mathbf{R}_1(t)$ in the direction of $\mathbf{x}_1(t)$, $\mathbf{R}_2(t)$ on the plane of the vectors $\mathbf{x}_1(t)$ and $\mathbf{x}_2(t)$, and $\mathbf{R}_3(t) = [\mathbf{R}_1(t), \mathbf{R}_2(t)]$. By construction, the vectors \mathbf{R}_i form an orthonormal basis rigidly connected to the moving body.

As the body fixed basis, we could equally use the vectors

$$\mathbf{R}'_j(t) = \mathbf{R}_i U_{ij}(t), \quad (33)$$

where U is time-independent orthogonal matrix, $UU^T = 1$.

Without loss of generality, we can take the basis vectors of laboratory system to coincide with $\mathbf{R}_i(0)$: $\mathbf{e}_i = \mathbf{R}_i(0)$. Then we can write the following expansions

$$\mathbf{x}_N(t) = \mathbf{R}_i(t)k_N^i, \quad \mathbf{x}_N(0) = \mathbf{R}_i(0)k_N^i = \mathbf{e}_i k_N^i. \quad (34)$$

Note that due to Eqs. (26) and (27), these two different vectors have the same coordinates, that were denoted by k_N^i . Comparing these expressions with (29), we conclude that $k_N^i = x_N^i(0)$. Then (34) and (29) imply

$$\mathbf{e}_j x_N^j(t) = \mathbf{x}_N(t) = \mathbf{R}_i(t)x_N^i(0). \quad (35)$$

Two orthogonal basis $\mathbf{R}_i(t)$ and \mathbf{e}_i are related by an orthogonal matrix as follows:

$$\mathbf{R}_i(t) = \mathbf{e}_j R_{ji}(t). \quad (36)$$

Substituting this $\mathbf{R}_i(t)$ into Eq. (35), we arrive at the desired formula (30).

The last equation states that the basic vectors $\mathbf{R}_i(t)$ coincide with columns of the matrix R_{ji} , i.e.

$$R = (\mathbf{R}_1 | \mathbf{R}_2 | \mathbf{R}_3), \quad \text{or} \quad (\mathbf{R}_j)_i = R_{ij}. \quad (37)$$

Contracting Eq. (30) with \mathbf{e}_i , this can be presented in vector form

$$\mathbf{x}_N(t) = \mathbf{R}_j(t)x_N^j(0). \quad (38)$$

This has a simple meaning: points of the body are at rest with respect to the basis $\mathbf{R}_j(t)$.

The lines of the matrix R_{ij} also have certain geometric interpretation, which becomes clear if we invert Eq. (36) as follows: $\mathbf{e}_i = R_{ij}(t)\mathbf{R}_j(t)$. For instance, the line $R_{31}(t), R_{32}(t), R_{33}(t)$ represents the components of the laboratory basis vector \mathbf{e}_3 with respect to the body-fixed basis \mathbf{R}_i .

We can also use the lines of the matrix R_{ij} to construct the vectors $\mathbf{G}_i = (R_{i1}, R_{i2}, R_{i3}, \dots)$. Similarly to \mathbf{R}_j , they are orthonormal vectors (dual to \mathbf{R}_i basis). Then Eq. (30) reads

$$x_N^i(t) = (\mathbf{G}_i(t), \mathbf{x}_N(0)), \quad (39)$$

that is the coordinates $x_N^i(t)$ of a point of the body are projections of the initial vector of position on the vectors of dual basis.

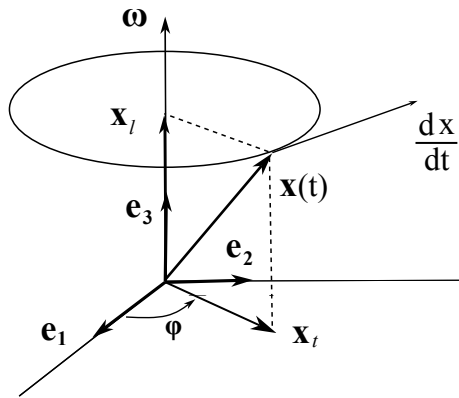


Figure 3: Instantaneous angular velocity $|\boldsymbol{\omega}| = \frac{d\varphi}{dt}$ of precession.

IV. ANGULAR VELOCITY, MASS MATRIX AND TENSOR OF INERTIA.

We will now obtain *kinematic* consequences of the formula (30), and introduce some quantities that will be convenient for describing a body in the center-of-mass system: various forms of angular velocity, mass matrix and tensor of inertia. We point out that all them automatically arise also as the phase space quantities when analyzing the Hamiltonian equations of motion, see Sect. XII.

Instantaneous angular velocity of a rigid body. Derivative of Eq. (30) can be presented in various forms as follows:

$$\dot{x}_N^i(t) = \dot{R}_{ij}x_N^j(0) = -\hat{\omega}_{ij}(t)x_N^j(t) = \epsilon_{ikj}\omega_k(t)x_N^j(t). \quad (40)$$

Here

$$\hat{\omega}_{ij}(t) = -(\dot{R}R^T)_{ij}, \quad (41)$$

is an antisymmetric matrix, while ω_k is the corresponding vector (see Eq. (2))

$$\omega_k(t) \equiv \frac{1}{2}\epsilon_{kij}\hat{\omega}_{ij} = -\frac{1}{2}\epsilon_{kij}(\dot{R}R^T)_{ij}, \quad \hat{\omega}_{ij} = \epsilon_{ijk}\omega_k. \quad (42)$$

It is called instantaneous angular velocity of the body. Eq. (40) in the vector form reads

$$\dot{\mathbf{x}}_N = [\boldsymbol{\omega}, \mathbf{x}_N]. \quad (43)$$

This implies that velocity of any point N is orthogonal to the plane of the vectors $\boldsymbol{\omega}$ and \mathbf{x}_N . Besides we have $|\mathbf{x}_N| = \text{const}$, as it should be according to (26). When $\boldsymbol{\omega}$ does not depend on time, this equation describes precession of the vector \mathbf{x}_N around the axis $\boldsymbol{\omega}$, see Figure 4. Indeed, let us place the beginning of the vector $\boldsymbol{\omega}$ at the origin of center-of-mass system. Let $\mathbf{x}_N(0) = \mathbf{x}_{N\parallel}(0) + \mathbf{x}_{N\perp}(0)$ is decomposition of initial position on longitudinal and transverse parts with respect to $\boldsymbol{\omega}$, see Figure 4. Then

$$\mathbf{x}_N(t) = \mathbf{x}_{N\parallel}(0) + \mathbf{x}_{N\perp}(t) = \mathbf{x}_{N\parallel}(0) + |\mathbf{x}_{N\perp}(0)| [\mathbf{e}_1 \cos(|\boldsymbol{\omega}|t) + \mathbf{e}_2 \sin(|\boldsymbol{\omega}|t)] \quad (44)$$

is a solution to Eq. (43). The point \mathbf{x}_N describe a circle around $\boldsymbol{\omega}$ with the frequency of rotation (or angular velocity³) equal to magnitude of this vector $|\boldsymbol{\omega}|$. When $\boldsymbol{\omega}$ is a function of time, the end of this vector experiences some movement, and the described precession is only a part of the total movement.

The basic vectors \mathbf{R}_j , being rigidly connected with the body, precess according the same rule⁴

$$\dot{\mathbf{R}}_j = [\boldsymbol{\omega}, \mathbf{R}_j]. \quad (45)$$

³ Let $\varphi(t)$ is the angle of rotation, see Figure 3. The angular velocity is related with the linear velocity as follows: $\dot{\varphi} = |\dot{\mathbf{x}}_{N\perp}|/|\mathbf{x}_{N\perp}|$. Using (44), we get $\dot{\varphi} = |\boldsymbol{\omega}|$.

⁴ Note that substituting (36) and (42) into (45), we get the identity $\dot{R}_{ij} = \hat{R}_{ij}$.

Note that $\hat{\omega} = \dot{R}R^T$ and $R^T\dot{R}$ are two different antisymmetric matrices. So we denote

$$\hat{\Omega}_{ij} = -(R^T\dot{R})_{ij}, \quad \Omega_k \equiv \frac{1}{2}\epsilon_{kij}\hat{\Omega}_{ij} = -\frac{1}{2}\epsilon_{kij}(R^T\dot{R})_{ij}, \quad \text{then} \quad \hat{\Omega}_{ij} = \epsilon_{ijk}\Omega_k. \quad (46)$$

These definitions imply the relations

$$\hat{\Omega} = -R^T\hat{\omega}R, \quad \omega_i = R_{ij}\Omega_j. \quad (47)$$

The functions $\Omega_j(t)$ are called components of *angular velocity in the body* [9]. Their meaning is clear from the following line:

$$\boldsymbol{\omega} \equiv (\omega_1, \omega_2, \omega_3)^T = \mathbf{e}_i\omega_i = \mathbf{e}_iR_{ij}\Omega_j = \mathbf{R}_j(t)\Omega_j. \quad (48)$$

That is the numbers Ω_j are coordinates of the angular velocity vector $\boldsymbol{\omega} = \mathbf{e}_i\omega_i$ with respect to the orthonormal basis $\mathbf{R}_j(t)$, rigidly connected to the body. We emphasise that there is no vector $\boldsymbol{\Omega}$ in the formalism. Sometimes we will write $I\boldsymbol{\Omega}$ to denote the quantities $I_{ij}\Omega_j$ and so on, which is certain abuse of notation.

Dynamics of a body in the case of constant angular velocity. When the angular velocity $\boldsymbol{\omega}$ is known to be time independent, we can combine the solution (44) to the equation $\dot{\mathbf{x}}_N = [\boldsymbol{\omega}, \mathbf{x}_N]$ with (31) and get

$$\mathbf{y}_N(t) = \mathbf{C}_0 + \mathbf{V}_0t + \mathbf{x}_{N\parallel}(0) + |\mathbf{x}_{N\perp}(0)| [\mathbf{e}_1 \cos(|\boldsymbol{\omega}|t) + \mathbf{e}_2 \sin(|\boldsymbol{\omega}|t)]. \quad (49)$$

That is in this case the problem of the motion of a rigid body can be considered already solved.

Consider some point of the body, that at t_0 is located on the axis $\boldsymbol{\omega}$. Then Eq. (49) implies, that this point will be located on the axis at all future instants of time. That is when $\dot{\boldsymbol{\omega}} = 0$, this axis can be considered as rigidly connected with the body. If the axis $\boldsymbol{\omega}$ moves in space, it must also move in the body, see the end of Sect. VI.

In the general case of time-dependent angular velocity, the equation $\dot{\mathbf{x}}_N = [\boldsymbol{\omega}, \mathbf{x}_N]$ turns out to be much less useful. The specific property of the theory is that equations on Ω_i turn out to be closed, in the sense that they involve only Ω_i itself. These are the famous Euler equations, see below. From (47) it follows, that to determine $\boldsymbol{\omega}$ we need also to know $R(t)$. In turn, equations for $R(t)$ involve Ω_i but do not involve $\boldsymbol{\omega}$. Therefore, it turns out to be more simple task to solve the system of equations for R_{ij} and Ω_i , which do not involve $\boldsymbol{\omega}$ at all, and use the obtained $R(t)$ to find the motion by the formula $\mathbf{x}_N(t) = R(t)\mathbf{x}_N(0)$, instead of using (43). On other hand, the angular velocity has simple geometric meaning as the axis of instantaneous rotation, and will be useful for visualization of the rigid body motion, see Sect. VIII.

In resume, when angular velocity is a constant vector, it turns out to be the basic variable for determining the motion. In general case, the variables Ω_i and R_{ij} are more convenient, as equations of motion of the rigid body are formulated in terms of these variables.

Mass matrix, tensor of inertia, and their properties under rotations of center-of-mass system. Second term of the Lagrangian (21) represents the kinetic energy of body's rotation⁵. As we have shown above, the energy preserve its value along solutions of equations of motion. Using Eqs. (25), (30) and (43), the energy can be presented in various forms as follows:

$$E = \frac{1}{2} \sum_{N=1}^n m_N \dot{\mathbf{x}}_N^2 = \frac{1}{2} g_{ij} \dot{\mathbf{R}}_i \dot{\mathbf{R}}_j = \frac{1}{2} (\boldsymbol{\omega}, \mathbf{m}) = \frac{1}{2} (RI R^T)_{ij} \omega_i \omega_j = \frac{1}{2} I_{ij} \Omega_i \Omega_j = \frac{1}{2} (RI^{-1} R^T)_{ij} m_i m_j = \frac{1}{2} I_{ij}^{-1} M_i M_j, \quad (50)$$

where $M_i = I_{ij}\Omega_j$, see Sect. VII. Note that for any motion we have $(\boldsymbol{\omega}, \mathbf{m}) > 0$, that is the vectors of conserved angular momentum and of angular velocity always form an acute angle.

In Eq. (50) appeared two numeric matrices. The symmetric non degenerate matrix g with the components

$$g_{ij} \equiv \sum_{N=1}^n m_N x_N^i(0) x_N^j(0), \quad (51)$$

will be called mass matrix, while the symmetric matrix I with the components

$$I_{ij} \equiv \sum_{N=1}^n m_N \left[\mathbf{x}_N^2(0) \delta^{ij} - x_N^i(0) x_N^j(0) \right] = [g_{kk} \delta_{ij} - g_{ij}], \quad (52)$$

⁵ More exactly, it is kinetic energy of the body with respect to the center of mass.

is called tensor of inertia. In the limit of continuous distribution of particles with mass density $\rho(\mathbf{x})$, the sum in these expressions should be replaced by integral, for instance

$$g_{ij} = \int d^3x \rho(\mathbf{x}) x^i x^j. \quad (53)$$

These two time independent matrices are characteristics of spatial distribution of masses in the body at the initial instance of time. They are not invariant under translations: they were defined, and should be computed in the center-of-mass system.

Besides, the explicit form of these numeric matrices depends on the initial position of the body. Equivalently, it can be said that they change when we pass from one Laboratory basis to another one, related by some rotation. Mathematically, they transform as tensors under rotations of the center-of-mass system. Indeed, consider two orthonormal bases related by rotation with help of numeric orthogonal matrix $U^T U = 1$: $\mathbf{e}'_i = \mathbf{e}_k U^T_{ki}$. Coordinates of the body's particles in these bases are related as follows: $x'^i = U_{ij} x^j$. Then Eq. (51) implies that the matrices g'_{ij} and g_{ij} , computed in these bases, are related by

$$g'_{ij} \equiv \sum_N m_N x'^i_N(0) x'^j_N(0) = U_{ia} \left(\sum_N m_N x^a_N(0) x^b_N(0) \right) U_{jb} = U_{ia} g_{ab} U_{jb}, \quad \text{or} \quad g' = U g U^T. \quad (54)$$

The inertia tensor has the same transformation rule.

Let us prove that g is non degenerate matrix. According to the linear algebra, given a symmetric matrix g , there is an orthogonal matrix U such that $U g U^T = \tilde{g} = \text{diagonal}(g_1, g_2, g_3)$, or $\sum m_N (U \mathbf{x}_N)^i (U \mathbf{x}_N)^j = \text{diagonal}(g_1, g_2, g_3)$, then

$$\det g = \det \tilde{g} = g_1 g_2 g_3, \quad g_i = \sum_N m_N (U \mathbf{x}_N)^i (U \mathbf{x}_N)^i, \quad \text{without summation over } i. \quad (55)$$

Since our body has four particles not lying on the same plane, among \mathbf{x}_N there are three linearly independent vectors. Together with Eq. (55) this implies $g_i > 0$ and $\det g > 0$.

If one of g_i , say $g_1 = 0$, this implies $x^1_N = 0$ for any N , that is we have a plane body. Similarly, $g_1 = g_2 = 0$ implies that the body is a solid rod.

Recall that a symmetric non degenerate matrix g has three orthogonal eigenvectors with non vanishing eigenvalues: $g \mathbf{b}_i = \lambda_i \mathbf{b}_i$. They can be chosen to be of unit length, and forming a right-handed triple. Applying the defined above matrix U to this equality, we get $\tilde{g} (U \mathbf{b})_i = \lambda_i (U \mathbf{b})_i$, which implies that the eigenvalues coincide with diagonal elements of \tilde{g} , $\lambda_i = g_i$. According to Eq. (52), \mathbf{b}_i are also eigenvectors of I , with the eigenvalues, say, I_1, I_2, I_3 . The straight lines determined by the vectors \mathbf{b}_i are called principal axis of inertia of the body, while the numbers I_j are principal moments of inertia. By construction, the axes are rigidly connected with the body.

For the latter use, we present the relations among the eigenvalues

$$\begin{aligned} 2g_1 &= I_2 + I_3 - I_1, & 2g_2 &= I_1 + I_3 - I_2, & 2g_3 &= I_1 + I_2 - I_3, \\ I_1 &= g_2 + g_3, & I_2 &= g_1 + g_3, & I_3 &= g_1 + g_2. \end{aligned} \quad (56)$$

Note that $g_i > 0$ implies a number of consequences: (a) $I_i > 0$; (b) $g_1 = g_2 = g_3$ implies $I_1 = I_2 = I_3 = 2g_1$; (c) the sum of any two moments of inertia is always not less than the third, for instance $I_2 + I_3 \geq I_1$. For a plane body, say $g_1 = 0$, we get $I_1 = I_2 + I_3 = g_2 + g_3$. For a solid rod, say $g_1 = g_2 = 0$, we get $I_3 = 0$, $I_1 = I_2 = g_3$.

Without loss of generality, we can assume that the matrices g and I in (50) are diagonal matrices. Indeed, let g in Eq. (50) is not diagonal and let U is its diagonalizing matrix, $U g U^T = \tilde{g} = \text{diagonal}(g_1, g_2, g_3)$. Let's turn the laboratory basis with help of U^T . According to Eq. (54), calculating the kinetic energy in this basis, we arrive at Eq. (50) with diagonal matrices g and I . Geometrically this means that at $t = 0$ we have chosen the Laboratory axes to coincide with the principal axes of inertia of the body. Besides, from equations (30) and (32) it follows, that the body fixed frame \mathbf{R}_j at $t = 0$ also coincides with these two bases. Since the inertia axes and the body frame axes are rigidly connected with the body, they will coincide with each other at all future instants of time: $\mathbf{R}_j(t) = \mathbf{b}_j(t)$.

In the subsequent calculations we always assume that the matrices g and I in (50) are diagonal. This implies that at $t = 0$ the Laboratory axes has been fixed in the directions of inertia axes of the body. These observations will be important in subsequent sections.

V. ACTION FUNCTIONAL AND SECOND-ORDER LAGRANGIAN EQUATIONS FOR ROTATIONAL DEGREES OF FREEDOM.

Let us return to the discussion of equations of motion (22) and (23), implied by the Lagrangian (21). As we saw above, any solution of this system is of the form $x^i_N(t) = R_{ij}(t) x^j_N(0)$. Substituting this ansatz into the constraints

(23), we just learn that they should be satisfied at the initial instant of time. Substituting the ansatz into the dynamical equations, we obtain $3n$ equations that contain R_{ij} and its second derivatives. Multiplying the equation with number N by $x_N^j(t)$ and taking their sum, we obtain the following equations for determining R_{ik} :

$$\ddot{R}_{ik}g_{kj} = R_{ik}\lambda_{kj}, \quad \text{they are accompanied by the constraints } R^T R = \mathbf{1}. \quad (57)$$

By $\lambda_{jk}(t)$ in Eq. (57) was denoted the following symmetric matrix

$$\lambda_{jk} = \sum_{AB} \lambda_{AB} \left[x_1^j x_1^k + x_A^j x_B^k - x_B^{(j)} x_1^k \right] + \frac{1}{2} \sum_{A\alpha} \lambda_{A\alpha} \left[x_\alpha^{(j)} x_A^k - x_\alpha^{(j)} x_1^k - x_A^{(j)} x_1^k - 2x_1^j x_1^k \right], \quad (58)$$

where all x_N^i are taken at the instant $t = 0$. Note that it depends on the unknown dynamical variables $\lambda_{AN}(t)$. A remarkable property of the system (57) is that we do not need to know $\lambda_{jk}(\lambda_{AN}(t))$ to solve it. As we show below, λ_{jk} are uniquely determined by the system (57) itself. It determines λ_{jk} algebraically, as some functions of R and \dot{R} . Substitution of these functions back into the Eq. (57) gives a well posed Cauchy problem for determining $R(t)$. Let us see how all this works.

Variational problem for the equations (57). Here we show that the system (57) follows from the variational problem, where λ_{jk} are just the Lagrangian multipliers for the constraints $R^T R = \mathbf{1}$.

Consider a dynamical system with configuration space variables $R_{ij}(t)$, $\lambda_{ij}(t)$, $i, j = 1, 2, 3$, where R is 3×3 matrix and λ is symmetric 3×3 matrix. Let $g_{ij} = \text{diag}(g_1, g_2, g_3)$ is diagonal numeric matrix. Then the Lagrangian action

$$S = \int dt \frac{1}{2} g_{ij} \dot{R}_{ki} \dot{R}_{kj} - \frac{1}{2} \lambda_{ij} [R_{ki} R_{kj} - \delta_{ij}] \equiv \int dt \frac{1}{2} \text{tr}[\dot{R}g\dot{R}^T] - \frac{1}{2} \text{tr}[\lambda(R^T R - \mathbf{1})], \quad (59)$$

implies both dynamical equations and constraints (57) as the conditions of extremum of this variational problem. In particular, variation of the action with respect to λ implies the constraints $R^T R = \mathbf{1}$. They mean that $R(t)$ is an element of the group of rotations $SO(3)$. It is said, that the variational problem is formulated for a point moving on the group manifold $SO(3)$.

It should be noted that when formulating a variational problem in classical mechanics, we usually look for the extremum of the functional $\int dt L(q, \dot{q})$ for arbitrarily chosen initial and final positions: $q(0) = q_0$, $q(t_1) = q_1$. In the case of a rigid body, the initial position of the problem is fixed once and for all according to the equation (38): $R_{ij}(0) = \delta_{ij}$.

The problem (59) has also a simple mechanical interpretation. We can rewrite (59) in terms of columns \mathbf{R}_j of the matrix R_{ij} as follows:

$$L = \frac{1}{2} \left[g_1 \dot{\mathbf{R}}_1^2 + g_2 \dot{\mathbf{R}}_2^2 + g_3 \dot{\mathbf{R}}_3^2 \right] - \frac{1}{2} \lambda_{ij} [(\mathbf{R}_i, \mathbf{R}_j) - \delta_{ij}]. \quad (60)$$

As was proved above, $g_i > 0$. So the variational problem describes three particles of masses g_i , which are connected by massless solid rods of the length equal to $\sqrt{2}$, and move freely on the surface of sphere with unit radius.

Second-order equations of motion for R_{ij} . Variation of the action (60) with respect to \mathbf{R}_i and λ_{ij} gives the equations of motion (there is no summation over i in Eq. (61))

$$g_i \ddot{\mathbf{R}}_i = - \sum_j \lambda_{ij} \mathbf{R}_j, \quad (61)$$

$$(\mathbf{R}_i, \mathbf{R}_j) = \delta_{ij}. \quad (62)$$

The auxiliary variables λ_{ij} can be excluded from the second-order equations (61) as follows. Derivative of the constraint (62) implies the following consequence:

$$(\dot{\mathbf{R}}_i, \mathbf{R}_j) + (\mathbf{R}_i, \dot{\mathbf{R}}_j) = 0, \quad (63)$$

then one more derivative implies $(\ddot{\mathbf{R}}_i, \mathbf{R}_j) + (\mathbf{R}_i, \ddot{\mathbf{R}}_j) + 2(\dot{\mathbf{R}}_i, \dot{\mathbf{R}}_j) = 0$. Using Eqs. (61) for second derivatives in this expression, we get

$$\lambda_{ij} = \frac{2g_i g_j}{g_i + g_j} (\dot{\mathbf{R}}_i, \dot{\mathbf{R}}_j). \quad (64)$$

Using them in (61), we obtain closed system of second-order equations for determining the temporal evolution of rotational degrees of freedom of the body

$$\ddot{\mathbf{R}}_i = - \sum_j \frac{2g_j}{g_i + g_j} (\dot{\mathbf{R}}_i, \dot{\mathbf{R}}_j) \mathbf{R}_j, \quad (\mathbf{R}_i, \mathbf{R}_j) = \delta_{ij}. \quad (65)$$

They should be solved with initial conditions $R_{ij}(0) = \delta_{ij}$, $\dot{R}_{ij}(0) = V_{ij}$, $V_{ij} = -V_{ji}$. They follow from Eqs. (36) and (63).

We emphasize once again that not all solutions to the equations (65) with the diagonal mass matrix g describe the possible motions of a rigid body. Let $R_{ij}(t)$ be a solution of (65). According to (30), by construction of the variables $R_{ij}(t)$, this describes the possible motion of the rigid body only if at some instant of time, say $t = 0$, the solution passes through the unit element of $SO(3)$: $R_{ij}(0) = \delta_{ij}$. Then this $R_{ij}(t)$ corresponds to the motion of our rigid body, which at the moment $t = 0$ had axes of inertia in the direction of the axes of the laboratory.

The rotational energy is not an independent integral of motion. The equations of motion (65) imply conservation of energy and angular momentum. Taking scalar product of (65) with the vector $g_i \dot{\mathbf{R}}_i$ and summing over i we get the conservation of energy

$$\frac{dE}{dt} = 0, \quad \text{where} \quad E = \frac{1}{2} \sum_i g_i \dot{\mathbf{R}}_i^2. \quad (66)$$

The energy can be presented in various forms, see (50). Similarly, using the vector product instead of the scalar product, we get the conservation of angular momentum

$$\frac{d\mathbf{m}}{dt} = 0, \quad \text{where} \quad \mathbf{m} = \sum_i g_i [\mathbf{R}_i, \dot{\mathbf{R}}_i] = RIR^T \boldsymbol{\omega} = RI\boldsymbol{\Omega} = R\mathbf{M}, \quad (67)$$

where $M_i = I_{ij}\Omega_j$, see Sect. VII In obtaining of the last two equalities we used Eqs. (2), (46), (52) and (47). As it should be, this conserved vector coincides with that obtained in Sect. III

$$\begin{aligned} m_i &= \sum_{N=1}^n m_N [\mathbf{x}_N, \dot{\mathbf{x}}_N]_i = \sum_{N=1}^n m_N [\mathbf{x}_N, [\boldsymbol{\omega}, \mathbf{x}_N]]_i = \sum_{N=1}^n m_N (\omega^i(\mathbf{x}_N, \mathbf{x}_N) - x_N^i(\boldsymbol{\omega}, \mathbf{x}_N)) = \\ &= \sum_{N=1}^n m_N [(\mathbf{x}_N(0), \mathbf{x}_N(0))\delta_{ij} - R_{ia}R_{jb}x_N^a(0)x_N^b(0)]\omega_j = \sum_{N=1}^n m_N [\mathbf{x}_N^2(0)\delta_{ab} - x_N^a(0)x_N^b(0)]R_{ia}(R^T \boldsymbol{\omega})_b = \\ &= R_{ia}I_{ab}(R^T \boldsymbol{\omega})_b. \end{aligned} \quad (68)$$

Here we used Eqs. (43), (30), (52) and (47).

Eqs. (67) and (32) imply an important consequence: the initial dates for the angular velocity cannot be taken arbitrary, but are fixed by the conserved angular momentum

$$m_i = I_{ij}\omega_j(0) = I_{ij}\Omega_j(0). \quad (69)$$

Then the expression for the energy $E = \frac{1}{2} \sum_i I_i \Omega_i^2(t) = \frac{1}{2} \sum_i I_i \Omega_i^2(0)$ implies⁶

$$E = \frac{1}{2} \sum_i \frac{1}{I_i} m_i^2, \quad (70)$$

that is the rotational energy of a rigid body does not represent an independent integral of motion⁷.

VI. FIRST-ORDER FORM OF EQUATIONS OF MOTION AND THE EULER-POISSON EQUATIONS.

The vector equation (65) of second order is equivalent to a system of two equations of first order for twice the number of independent variables. To obtain the system, consider the space of *mutually independent* dynamical variables $R_{ij}(t)$

⁶ In the covariant form this is $E = \frac{1}{2} I_{ij}^{-1} m_i m_j$, see also (50).

⁷ This should be compared with Sect. 28 of [9].

and $\Omega_i(t)$, subject to the equations $(\mathbf{R}_i, \mathbf{R}_j) = \delta_{ij}$ as well as to

$$\ddot{R}_{aj} = - \sum_j \frac{2g_k}{g_j + g_k} (\dot{\mathbf{R}}_j, \dot{\mathbf{R}}_k) R_{ak}, \quad (71)$$

$$\Omega_k = -\frac{1}{2} \epsilon_{kij} (R^T \dot{R})_{ij}. \quad (72)$$

That is $R_{aj}(t)$ satisfies the equations (65), while $\Omega_k(t)$ accompanies the dynamics of $R_{aj}(t)$ according to (72). Evidently, this system is equivalent to (65). Multiplying Eq. (71) on the invertible matrix R_{ai} we get

$$(\mathbf{R}_i, \ddot{\mathbf{R}}_j) = -\frac{2g_i}{g_i + g_j} (\dot{\mathbf{R}}_i, \dot{\mathbf{R}}_j). \quad (73)$$

Let us separate symmetric and antisymmetric parts of Eq. (73) as follows:

$$(\mathbf{R}_i, \ddot{\mathbf{R}}_j) + (\mathbf{R}_j, \ddot{\mathbf{R}}_i) = -2(\dot{\mathbf{R}}_i, \dot{\mathbf{R}}_j), \quad (74)$$

$$(\mathbf{R}_i, \ddot{\mathbf{R}}_j) - (\mathbf{R}_j, \ddot{\mathbf{R}}_i) = -2\frac{g_i - g_j}{g_i + g_j} (\dot{\mathbf{R}}_i, \dot{\mathbf{R}}_j). \quad (75)$$

The equation (74) can be identically rewritten as follows: $\frac{d^2}{dt^2}(\mathbf{R}_i, \mathbf{R}_j) - 2(\dot{\mathbf{R}}_i, \dot{\mathbf{R}}_j) = -2(\dot{\mathbf{R}}_i, \dot{\mathbf{R}}_j)$. Hence it is a consequence of $(\mathbf{R}_i, \mathbf{R}_j) = \delta_{ij}$, and can be omitted from the system. Further, the scalar product on r.h.s. of Eq. (75) can be identically rewritten in terms of Ω_i (72) as follows⁸:

$$(\dot{\mathbf{R}}_i, \dot{\mathbf{R}}_j) = \Omega^2 N_{ij}(\Omega), \quad \text{where} \quad N_{ij}(\Omega) = \delta_{ij} - \frac{\Omega_i \Omega_j}{\Omega^2}, \quad \Omega^2 \equiv \sum_i \Omega_i^2. \quad (76)$$

Due to the identification (2), we can contract the antisymmetric equation (75) with $-\frac{1}{2}\epsilon_{kij}$, obtaining an equivalent equation. Using (72) and (76), this can be presented as the first-order equations for determining Ω_i

$$\dot{\Omega}_k = - \sum_{ij} \epsilon_{kij} \frac{g_i}{g_i + g_j} \Omega_i \Omega_j. \quad (77)$$

For the components they read

$$\begin{aligned} \dot{\Omega}_1 &= \frac{1}{I_1} (I_2 - I_3) \Omega_2 \Omega_3, \\ \dot{\Omega}_2 &= \frac{1}{I_2} (I_3 - I_1) \Omega_1 \Omega_3, \\ \dot{\Omega}_3 &= \frac{1}{I_3} (I_1 - I_2) \Omega_1 \Omega_2. \end{aligned} \quad (78)$$

These are the famous Euler equations. Here I_i are components of the tensor of inertia, see (56). In a more compact form, with use of vector product they read

$$I \dot{\boldsymbol{\Omega}} = [I \boldsymbol{\Omega}, \boldsymbol{\Omega}]. \quad (79)$$

The equation (72) can be rewritten in the form of first-order equation for determining of R_{ij}

$$\dot{R}_{ij} = -\epsilon_{jkm} \Omega_k R_{im}. \quad (80)$$

Using the dual basis \mathbf{G}_i , they can be written in the vector form as follows: $\dot{\mathbf{G}}_i = -[\boldsymbol{\Omega}, \mathbf{G}_i]$. For the case of heavy top, three of these equations (namely the equations for the matrix elements R_{31}, R_{32} and R_{33} , that is $\dot{\mathbf{G}}_3 = [\mathbf{G}_3, \boldsymbol{\Omega}]$) were obtained by Poisson [3], and bear his name, see the historical notes in [6].

Collecting these results, we conclude that the first-order equations (79) and (80), considered as a system for determining of mutually independent dynamical variables $R(t)$ and $\Omega(t)$, are equivalent to the original system (65).

⁸ Note that the matrix N has the properties $N_{ij}\Omega_j = 0$, $N_{ik}N_{kj} = N_{ij}$, and when acting on an arbitrary vector, N projects it onto a plane orthogonal to Ω_i . Acting on three vectors according to the rule: $N_{ij}\mathbf{B}_j \equiv \mathbf{C}_i$, we obtain three coplanar vectors: $\Omega_i \mathbf{C}_i = 0$.

So they can equally be used to study the evolution of a rigid body. The initial conditions for the problem (79) and (80) are $R_{ij}(0) = \delta_{ij}$, $\Omega_i(0) = \omega_i(0) = (I^{-1}\mathbf{m})_i$, see (69).

Any solution $R_{ij}(t)$ that obeys these conditions at $t = 0$ automatically will be orthogonal matrix at any future instant of time. That is we do need to add the constraint $R^T R = \mathbf{1}$ to the system. To see this, we contract (80) with R_{ip} , obtaining $(\mathbf{R}_p, \dot{\mathbf{R}}_j) = -\epsilon_{pjk}\Omega_k$. This implies $(d/dt)(\mathbf{R}_p, \mathbf{R}_j) = 0$, or $(\mathbf{R}_p, \mathbf{R}_j) = \text{const}$. We conclude that $(\mathbf{R}_p(t), \mathbf{R}_j(t)) = (\mathbf{R}_p(0), \mathbf{R}_j(0)) = \delta_{ij}$. Thus, a rigid body can be described using only the differential equations (79) and (80). They have the normal form, that is the time derivatives are separated on l.h.s. of the equations. Then the theory of differential equations guarantees the existence and uniqueness of a solution to the Cauchy problem. Note that to prove the existence of solutions for a mixed system of differential and algebraic equations, much more effort is required [17].

Thus, we have achieved our goal of obtaining the equations of motion. Evolution of rotational degrees of freedom can be determined either from the second-order equations (65) or from the system (79), (80). In the latter case, solving Eq. (79), we obtain the vector of angular velocity in the body $\Omega_i(t)$. With this $\Omega_i(t)$, we should solve Eq. (80) for $R(t)$. Then the dynamics of any point of the rigid body is

$$\mathbf{y}_N(t) = \mathbf{C}_0 + \mathbf{V}_0 t + R(t)\mathbf{x}_N(0). \quad (81)$$

The movement consist of rectilinear motion $\mathbf{C}_0 + \mathbf{V}_0 t$ of the center of mass, and the ortogonal transformation $R(t)\mathbf{x}_N(0)$ around the center of mass.

Let's finish this section with some relevant comments.

1. We emphasise that the functions $\Omega_i(t)$ represent componens of instantaneous angular velocity $\boldsymbol{\omega}$ in the body-fixed basis \mathbf{R}_i . Therefore, knowing the solution of the Euler equations, we still cannot say anything definite about the behavior of a rigid body. To do this, it is necessary to solve the equations (80).
2. Computing derivative of $\omega_i(t) = R_{ij}(t)\Omega_j(t)$ and using (80) we get $\dot{\omega}_i = R_{ij}\dot{\Omega}_j$. So $\dot{\omega}_i \neq 0$ implies $\dot{\Omega}_j(t) \neq 0$. This means that if the axis $\boldsymbol{\omega}$ moves in space, it must also move in the body.
3. As a consequence of (79) and (80), the vector of angular velocity $\boldsymbol{\omega}$ obeys to rather complicated equations of motion

$$\dot{\boldsymbol{\omega}} = R I^{-1} R^T [\mathbf{m}, \boldsymbol{\omega}]. \quad (82)$$

In obtaining of Eq. (82) we used the identity (3).

4. Replacing $\boldsymbol{\Omega} = R^T \boldsymbol{\omega}$ in Eq. (80), this turn into (45). If we use the dual to \mathbf{R}_i basis composed of the vectors $\mathbf{G}_i = (R_{i1}, R_{i2}, R_{i3}, \dots)$, the equations (80) for them read

$$\dot{\mathbf{G}}_i = -[\boldsymbol{\Omega}, \mathbf{G}_i]. \quad (83)$$

That is the dual basis precess around the vector of angular velocity in the body.

5. In Sect. XII we show that the equations (79) and (80) are just the Hamiltonian equations of motion of the theory (59).

VII. CONSERVATION OF ANGULAR MOMENTUM AND THE EULER EQUATIONS.

In this section we show that the equation (67), that states the conservation of angular momentum, turns out to be equivalent to the Euler equations (79).

It is convenient to introduce the components M_k of the angular momentum \mathbf{m} in the moving basis \mathbf{R}_k as follows:

$$\mathbf{m} = (m_1, m_2, m_3)^T = \mathbf{e}_i m_i = \mathbf{e}_j R_{jk} R_{ki}^T m_i = \mathbf{R}_k R_{ki}^T m_i \equiv \mathbf{R}_k M_k, \quad (84)$$

that is $M_k = R_{ki}^T m_i$. M_k are called *components of angular momentum in the body* [9]. Using Eq. (67) we get the useful equalities

$$M_k = I_{kj} \Omega_j = I_{kj} R_{jn}^T \omega_n. \quad (85)$$

In the body basis, the vector \mathbf{m} is constant, while the end of the vector $\boldsymbol{\omega}$ moves along a complex trajectory. The formula $M_k = I_{kj} \Omega_j$ shows that their coordinates in body-fixed frame are rigidly conected. Since Ω_i and M_i are related by the invertible matrix I , the basic equations (79) and (80) can be written in terms of R_{ij} and M_i .

Preservation in time of angular momentum implies precession of angular momentum in the body around the vector of angular velocity in the body

$$\frac{d\mathbf{m}}{dt} = \frac{d(R\mathbf{M})}{dt} = \dot{R}\mathbf{M} + R\dot{\mathbf{M}} = 0, \quad \text{then} \quad \dot{\mathbf{M}} = -R^T \dot{R}\mathbf{M} = \hat{\boldsymbol{\Omega}}\mathbf{M}, \quad (86)$$

or

$$\dot{\mathbf{M}} = -[\boldsymbol{\Omega}, \mathbf{M}]. \quad (87)$$

Substituting $\mathbf{M} = I\boldsymbol{\Omega}$ into this equation, we arrive at the Euler equations

$$I\dot{\boldsymbol{\Omega}} = [I\boldsymbol{\Omega}, \boldsymbol{\Omega}]. \quad (88)$$

VIII. QUALITATIVE PICTURE OF MOTION ACCORDING TO POINSOT.

According to the equation $\dot{\mathbf{x}}_N = [\boldsymbol{\omega}, \mathbf{x}_N]$, in the center-of-mass system a rigid body rotates around the axis $\boldsymbol{\omega}$, which in turn moves in space according to Eq. (82). This complicated motion has been visualised by L. Poincot [16].

We recall that basis vectors in the body, $\mathbf{R}_j(t)$, were chosen in the direction of the inertia axis. Besides, at the initial instant of time they coincide with basis vectors of the Laboratory, $\mathbf{R}_j(0) = \mathbf{e}_j$, so at the instant t we have

$$\mathbf{R}_j(t) = \mathbf{e}_i R_{ij}(t). \quad (89)$$

Denote coordinates of the radius-vector of a spatial point \mathbf{x} in the laboratory system by x_i , while in the body system by $z_i(t)$. The identity $\mathbf{x} = \mathbf{e}_i x_i = \mathbf{R}_i(t) z_i(t)$ together with (89) implies $\mathbf{e}_i x_i = \mathbf{e}_i R_{ij}(t) z_j(t)$, then the coordinates are related as follows:

$$x_i = R_{ij} z_j, \quad z_i = R_{ij}^T x_j. \quad (90)$$

If $\mathbf{x}(t)$ represents the trajectory of some particle moving in the space, derivative of these equalities gives the relation between velocity vectors in the laboratory and in the body systems

$$\dot{x}_i - [\boldsymbol{\omega}, \mathbf{x}]_i = R_{ij} \dot{z}_j, \quad \dot{z}_i + \epsilon_{ijk} \Omega_j z_k = R_{ij}^T \dot{x}_j, \quad (91)$$

where Ω_i are coordinates of angular velocity $\boldsymbol{\omega}$ in the body. If $\mathbf{x}(t)$ is a point of the moving body, then $\dot{z}_i = 0$, and the equation (91) implies $\dot{\mathbf{x}} = [\boldsymbol{\omega}, \mathbf{x}]$, as it should be. If \mathbf{x} is a spatial point, then $\dot{x}_i = 0$, and its velocity in the body system is $\dot{z}_i = -\epsilon_{ijk} \Omega_j z_k$.

Consider the motion of a rigid body with given angular momentum $\mathbf{m} = \text{const}$ and with the energy $E = \frac{1}{2} \sum_i I_i^{-1} m_i^2$. The expressions for conserved energy (50) prompt to associate with the body at each instant t the ellipsoid with axes in the direction of the body axes $\mathbf{R}_i(t)$, and with the values of semiaxes equal to $\sqrt{2E/I_i}$. By construction, in the coordinate system $\mathbf{R}_i(t)$ its equation is of canonical form

$$\frac{1}{2} I_1 z_1^2 + \frac{1}{2} I_2 z_2^2 + \frac{1}{2} I_3 z_3^2 = E. \quad (92)$$

The conservation of energy in the form $\frac{1}{2} \sum I_i \Omega_i^2(t) = E$ implies, that the functions $\Omega_i(t)$ obey to this equation, that is the end of radius-vector of angular velocity $\boldsymbol{\omega}(t)$ always lies on the ellipsoid. Using Eq. (90), the equation of ellipsoid in the laboratory system is

$$f(x_1, x_2, x_3) \equiv \frac{1}{2} (R(t) I R^T(t))_{ij} x_i x_j - E = 0. \quad (93)$$

This is called the Poincot's ellipsoid, see Figure 4. The conservation of energy in the form $\frac{1}{2} \sum (R I R^T)_{ij} \omega_i \omega_j = E$ implies that the functions $\omega_i(t)$ obey to this equation. That is, once again, the end of radius-vector of angular velocity $\boldsymbol{\omega}(t)$ always lies on the moving ellipsoid.

Since the axes of the ellipsoid coincide with coordinate axes $\mathbf{R}_i(t)$ of the moving body, the position of the Poincot's ellipsoid in space at each instant of time visualizes also the position of the body itself.

For the latter use, we compute gradient of the function f . This gives the following expression for the normal vector to the ellipsoid surface: $\overrightarrow{f}_i = (R I R^T)_{ij} x_j$. At the point of ellipsoid $\boldsymbol{\omega}(t)$, direction of the normal vector coincide with the direction of constant vector \mathbf{m} (see Eq. (67))

$$\overrightarrow{f}(\boldsymbol{\omega}(t)) = R(t) I R^T(t) \boldsymbol{\omega}(t) = \mathbf{m}. \quad (94)$$

The conservation of energy in the form $\frac{1}{2} (\boldsymbol{\omega}(t), \mathbf{m}) = E$ implies, that projection of angular velocity $\boldsymbol{\omega}(t)$ on the direction of angular momentum \mathbf{m} is the same number at each instant of time

$$|\boldsymbol{\omega}(t)| \cos \alpha(t) = \frac{2E}{|\mathbf{m}|} = \text{const}, \quad (95)$$

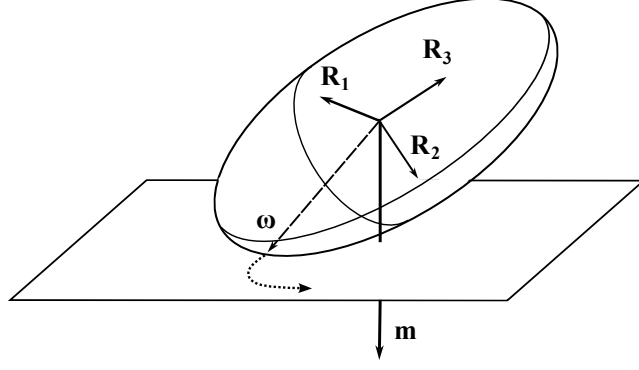


Figura 4: Poincaré's ellipsoid rolls on the invariable plane without slipping.

that is radius-vector $\boldsymbol{\omega}(t)$ moves on the plane that is orthogonal to the constant vector \mathbf{m} and lies at the distance $\frac{2E}{|\mathbf{m}|}$ from the center of coordinate system. This is called the *invariable plane*.

According to (94), at the point $\boldsymbol{\omega}$ the normal vector $\text{grad } \hat{f}(\boldsymbol{\omega}(t))$ to the Poincaré's ellipsoid is orthogonal to the invariable plane, so it touches the plane without crossing it. The end of the vector $\boldsymbol{\omega}(t)$ moves simultaneously on the plane and on the ellipsoid. Its velocity with respect to the plane (that is in the laboratory system) is $\dot{\omega}_i$ while its velocity with respect to ellipsoid (that is in the body frame) is $\hat{\Omega}_i$. Using Eq. (91) we get that the two speeds coincide: $R_{ij}\hat{\Omega}_j = \dot{\omega}_i - \epsilon_{ikm}\omega_k\omega_m = \dot{\omega}_i$, so $|\dot{\boldsymbol{\omega}}| = |R\hat{\boldsymbol{\Omega}}| = |\hat{\boldsymbol{\Omega}}|$. This implies that during equal intervals of time the point $\boldsymbol{\omega}(t)$ travels the same distance both on the plane and on the ellipsoid, that is the Poincaré's ellipsoid rolls on the invariable plane without slipping.

The obtained picture for a rigid body in free motion can be resumed as follows. With a rigid body, considered in the center of mass system, we can associate the invariable plane and the Poincaré's ellipsoid. The ellipsoid can be used to visualize the position of the body, since at each instant of time the directions of the ellipsoid axes coincide with directions of basis vectors $\mathbf{R}_i(t)$ fixed in the body. During the body's motion, the Poincaré's ellipsoid rolls on the invariable plane without slipping. The radius-vector of angular velocity $\boldsymbol{\omega}(t)$ always ends at the point of contact.

IX. EQUATIONS OF MOTION IN TERMS OF EULER ANGLES.

In this section, we prepare equations of motion of the rigid body for the search for their solutions in quadratures.

As we saw above, dynamics of rigid body can be described by the system (79), (80) for mutually independent dynamical variables $R_{ij}(t)$ and $\Omega_i(t)$. Integrals of motion (66) and (67), being consequences of the system, can be added to the system. This gives the equivalent system

$$I\dot{\boldsymbol{\Omega}} = [I\boldsymbol{\Omega}, \boldsymbol{\Omega}], \quad (96)$$

$$\dot{R}_{ij} = -\epsilon_{jkp}\Omega_k R_{ip}, \quad (97)$$

$$\frac{1}{2} \sum_i I_i \Omega_i^2 = E = \text{const}, \quad (98)$$

$$RI\boldsymbol{\Omega} = \mathbf{m} = \text{const}. \quad (99)$$

Now the Euler equations (96) are consequences of (99). Indeed, derivative of this equality reads as follows: $\dot{R}I\boldsymbol{\Omega} + RI\dot{\boldsymbol{\Omega}} = 0$, then $I\dot{\boldsymbol{\Omega}} = -(R^T \dot{R})I\boldsymbol{\Omega} = \hat{\boldsymbol{\Omega}}I\boldsymbol{\Omega} = [I\boldsymbol{\Omega}, \boldsymbol{\Omega}]$. So we can omit the Euler equations from the system (96)-(99). Further, using (99) in the form

$$\Omega_k(\mathbf{m}) = (I^{-1}R^T \mathbf{m})_k = \frac{1}{I_k}(m_1 R_{1k} + m_2 R_{2k} + m_3 R_{3k}), \quad (100)$$

in the equations (97) and (98), we reduce our system to the following system of equations for $R_{ij}(t)$, that contains

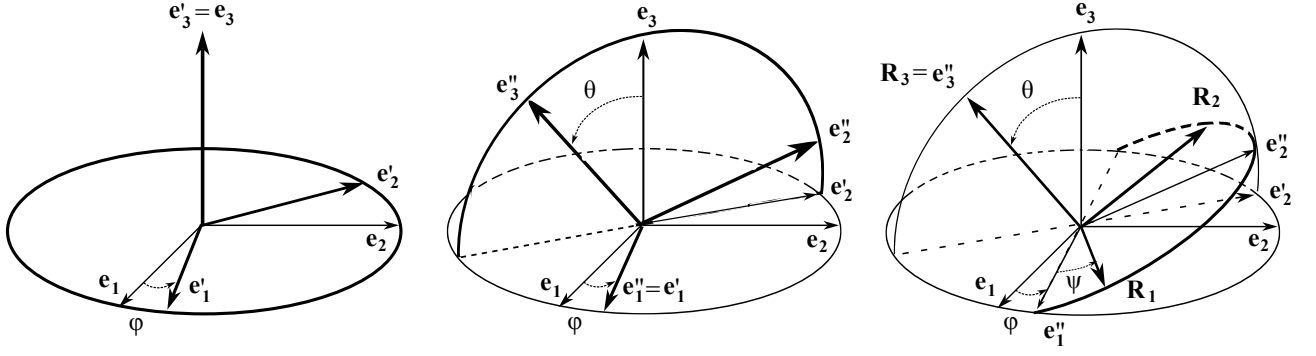


Figura 5: Definition of the Euler angles φ , θ and ψ .

four integration constants E , m_i :

$$\dot{R}_{ij} = -\epsilon_{jkp}\Omega_k(\mathbf{m})R_{ip}, \quad (101)$$

$$\frac{1}{2} \sum_i I_i \Omega_i^2(\mathbf{m}) = E = \text{const}, \quad (102)$$

$$\mathbf{m} = \text{const}. \quad (103)$$

The obtained equations of motion of a rigid body are still written for an excess number of variables. Indeed, at each instant of time, the nine matrix elements R_{ij} obey to six constraints $R^T R = 1$, so we need to know only some $9 - 6 = 3$ independent parameters to specify the matrix R . We start from the description of one possible choice for these parameters, called the Euler angles. Their geometric meaning is as follows: according to Eq. (37), an orthogonal matrix R can be considered as composed of three orthonormal vectors \mathbf{R}_i . This basis can be obtained from the Laboratory basis \mathbf{e}_i by making of a sequence of three rotations about suitably chosen axes. These three rotation angles are just the Euler angles. They can be defined according to the following rule. If the vector \mathbf{R}_3 is not collinear with \mathbf{e}_3 , we calculate the vector product $[\mathbf{e}_3, \mathbf{R}_3] \equiv \mathbf{e}'_1$, and construct an intermediate coordinate axis in the direction of the vector \mathbf{e}'_1 . Now, to turn out the basis \mathbf{e}_i into \mathbf{R}_i , we can do the following sequence of rotations:

1. At an angle φ counterclockwise about the axis⁹ \mathbf{e}_3 so that \mathbf{e}_1 turn into \mathbf{e}'_1 . This turn out three basic vectors \mathbf{e}_i into \mathbf{e}'_i , see Figure 5.
2. At an angle θ counterclockwise about the axis \mathbf{e}'_1 so that \mathbf{e}_3 turn into $\mathbf{R}_3 \equiv \mathbf{e}''_3$. This gives three vectors \mathbf{e}''_i .
3. At an angle ψ counterclockwise about the axis $\mathbf{e}''_3 = \mathbf{R}_3$ so that $\mathbf{e}''_1 = \mathbf{e}'_1$ turn into \mathbf{R}_1 and \mathbf{e}''_2 into \mathbf{R}_2 . Then the resulting vectors are \mathbf{R}_i .

In the region

$$0 < \varphi < 2\pi, \quad 0 < \theta < \pi, \quad 0 < \psi < 2\pi, \quad (104)$$

the constructed map $(\varphi, \theta, \psi) \rightarrow R_{ij}$ determines local coordinates on the surface $R^T R = 1$. Note that among the three angles, only θ has a simple visualization, being the angle that determinis the cone with axis \mathbf{e}_3 , on which lies the body-fixed vector \mathbf{R}_3 . It is convenient to introduce the angle $\alpha \equiv (3\pi/2 + \varphi)/\text{mod } 2\pi$. Then θ, α are spherical coordinates (altitude and azimuth) of the body-fixed vector \mathbf{R}_3 .

Let us present manifest expressions of these rotations, as well as the inverse transformations and the variation rates of basic vectors with time.

The rotation φ :

$$\mathbf{e}'_1 = \mathbf{e}_1 \cos \varphi + \mathbf{e}_2 \sin \varphi, \quad \mathbf{e}'_2 = -\mathbf{e}_1 \sin \varphi + \mathbf{e}_2 \cos \varphi, \quad \mathbf{e}'_3 = \mathbf{e}_3; \quad (105)$$

$$\mathbf{e}_1 = \mathbf{e}'_1 \cos \varphi - \mathbf{e}'_2 \sin \varphi, \quad \mathbf{e}_2 = \mathbf{e}'_1 \sin \varphi + \mathbf{e}'_2 \cos \varphi; \quad (106)$$

$$\dot{\mathbf{e}}'_1 = \dot{\varphi} \mathbf{e}'_2, \quad \dot{\mathbf{e}}'_2 = -\dot{\varphi} \mathbf{e}'_1, \quad \dot{\mathbf{e}}'_3 = 0. \quad (107)$$

⁹ The rotation should be counterclockwise when viewed from the end of the rotation vector.

The rotation θ :

$$\mathbf{e}_1'' = \mathbf{e}_1', \quad \mathbf{e}_2'' = \mathbf{e}_2' \cos \theta + \mathbf{e}_3' \sin \theta, \quad \mathbf{e}_3'' = -\mathbf{e}_2' \sin \theta + \mathbf{e}_3' \cos \theta; \quad (108)$$

$$\mathbf{e}_2' = \mathbf{e}_2'' \cos \theta - \mathbf{e}_3'' \sin \theta, \quad \mathbf{e}_3' = \mathbf{e}_2'' \sin \theta + \mathbf{e}_3'' \cos \theta; \quad (109)$$

$$\dot{\mathbf{e}}_1'' = \dot{\mathbf{e}}_1' = \dot{\varphi} \mathbf{e}_2', \quad \dot{\mathbf{e}}_2'' = -\mathbf{e}_1' \dot{\varphi} \cos \theta - \mathbf{e}_2' \dot{\theta} \sin \theta + \mathbf{e}_3' \dot{\theta} \cos \theta, \quad \dot{\mathbf{e}}_3'' = \mathbf{e}_1' \dot{\varphi} \sin \theta - \mathbf{e}_2' \dot{\theta} \cos \theta - \mathbf{e}_3' \dot{\theta} \sin \theta. \quad (110)$$

The rotation ψ :

$$\mathbf{R}_1 = \mathbf{e}_1'' \cos \psi + \mathbf{e}_2'' \sin \psi, \quad \mathbf{R}_2 = -\mathbf{e}_1'' \sin \psi + \mathbf{e}_2'' \cos \psi, \quad \mathbf{R}_3 = \mathbf{e}_3''; \quad (111)$$

$$\mathbf{e}_1'' = \mathbf{R}_1 \cos \psi - \mathbf{R}_2 \sin \psi, \quad \mathbf{e}_2'' = \mathbf{R}_1 \sin \psi + \mathbf{R}_2 \cos \psi. \quad (112)$$

$$(113)$$

Using Eqs. (108) and (105) in (111), we can present the rotated vectors \mathbf{R}_i through the initial \mathbf{e}_i . This gives elements of the rotation matrix (37) in terms of the Euler angles:

$$R = \begin{pmatrix} \cos \psi \cos \varphi - \sin \psi \cos \theta \sin \varphi & -\sin \psi \cos \varphi - \cos \psi \cos \theta \sin \varphi & \sin \theta \sin \varphi \\ \cos \psi \sin \varphi + \sin \psi \cos \theta \cos \varphi & -\sin \psi \sin \varphi + \cos \psi \cos \theta \cos \varphi & -\sin \theta \cos \varphi \\ \sin \psi \sin \theta & \cos \psi \sin \theta & \cos \theta \end{pmatrix} \quad (114)$$

Computing derivatives of columns, we get the variation rates of moving basis vectors as follows:

$$\begin{aligned} \dot{\mathbf{R}}_1 &= (\dot{\psi} + \dot{\varphi} \cos \theta) \mathbf{R}_2 + (-\dot{\varphi} \cos \psi \sin \theta + \dot{\theta} \sin \psi) \mathbf{R}_3, \\ \dot{\mathbf{R}}_2 &= -(\dot{\psi} + \dot{\varphi} \cos \theta) \mathbf{R}_1 + (\dot{\varphi} \sin \psi \sin \theta + \dot{\theta} \cos \psi) \mathbf{R}_3, \\ \dot{\mathbf{R}}_3 &= (\dot{\varphi} \cos \psi \sin \theta - \dot{\theta} \sin \psi) \mathbf{R}_1 + (-\dot{\varphi} \sin \psi \sin \theta - \dot{\theta} \cos \psi) \mathbf{R}_2. \end{aligned} \quad (115)$$

Computing $\frac{1}{2}[\mathbf{R}_i, \dot{\mathbf{R}}_i]$ and representing the result in the form $\mathbf{e}_j \omega_j$, we obtain components of angular velocity

$$\omega_j = (\dot{\theta} \cos \varphi + \dot{\psi} \sin \theta \sin \varphi, \quad \dot{\theta} \sin \varphi - \dot{\psi} \sin \theta \cos \varphi, \quad \dot{\varphi} + \dot{\psi} \cos \theta), \quad (116)$$

while representing the result in the form $\mathbf{R}_j \Omega_j$, we obtain angular velocity in the body

$$\Omega_j = (\dot{\varphi} \sin \psi \sin \theta + \dot{\theta} \cos \psi, \quad \dot{\varphi} \cos \psi \sin \theta - \dot{\theta} \sin \psi, \quad \dot{\psi} + \dot{\varphi} \cos \theta). \quad (117)$$

Substituting $R_{ij}(\varphi, \theta, \psi)$ of Eq. (114) into the equations of motion (101) and (102), we obtain a system of ten equations for determining the temporal evolution of Euler angles. We can separate any three of equations which unambiguously fix these three angles, and then try to solve them. According to (100), the equation (102) in terms of Euler angles is the algebraic equation. So one of the Euler angles can be found from this equation in terms of the other two angles. These last should be found by solving two differential equations separated from the system (101).

Here it is instructive to discuss some peculiarities of the Euler coordinate system.

1. The intermediate axis is not defined when $\mathbf{R}_3 = \mathbf{e}_3$. Due to this, even in small vicinity of unit matrix $R_{ij} = \delta_{ij}$, not all matrices acquire the Euler coordinates. They are the matrices that correspond to rotations on a small angle β around the axis \mathbf{e}_3 . In particular, the Euler angles are not defined for the unit matrix δ_{ij} . Therefore, having written our equations (101) in terms of Euler angles, we cannot write down the initial data for them that would correspond to the condition $R_{ij}(t_0) = \delta_{ij}$. We recall that only such a kind solutions of the equations (101)-(103) describe the motions of the rigid body. Therefore, having obtained some solution $\varphi(t), \theta(t), \psi(t)$ in the region (104), we must check that in the limit $t \rightarrow t_0$ for some t_0 the matrix $R_{ij}(\varphi(t), \theta(t), \psi(t))$ approaches the identity matrix. For the Euler angles in this limit we must get

$$\theta(t) \rightarrow 0, \quad \varphi(t) + \psi(t) \rightarrow 0 \text{ or } 2\pi \quad \text{as } t \rightarrow t_0. \quad (118)$$

Indeed, $\theta(t)$ should approach zero by construction of this coordinate. For the small θ , using $\cos \theta \sim 1 - \frac{1}{2}\theta^2$ and $\sin \theta \sim \theta$ in Eq. (114), we get

$$R \sim \begin{pmatrix} \cos(\varphi + \psi) & -\sin(\varphi + \psi) & 0 \\ \sin(\varphi + \psi) & \cos(\varphi + \psi) & 0 \\ 0 & 0 & 1 \end{pmatrix} + O(\theta). \quad (119)$$

So, the condition $R_{ij} \rightarrow \delta_{ij}$ implies $\varphi(t) + \psi(t) \rightarrow 0, 2\pi$ as $t \rightarrow t_0$.

In Sect. X we discuss an example of the solution which does not obey these conditions.

In this regard, we note that matrices close to identity do not necessarily have small coordinates. For instance, consider the matrix that corresponds to the rotation on small angle t counterclockwise around the axis \mathbf{e}_1 . Its Euler coordinates are $\varphi = 0, \theta = t, \psi = 0$. But if we do the clockwise rotation on small angle τ around \mathbf{e}_1 , the Euler coordinates are $\varphi = \pi, \theta = \tau, \psi = \pi$. The curves $R_{ij}(t)$ and $R_{ij}(\tau)$ approach δ_{ij} when their parameters approach to 0.

2. Substituting the matrix R_{ij} taken in the Euler parametrization (114), into our equations (101), we obtain nine equations of the form

$$\frac{\partial R_A}{\partial \alpha_k} \dot{\alpha}_k = f_A(\alpha_k), \quad (120)$$

where $\alpha_1 = \varphi, \alpha_2 = \theta, \alpha_3 = \psi$, and R_A is the column $(\mathbf{R}_1, \mathbf{R}_2, \mathbf{R}_3)^T$. In a vicinity of any point $(\varphi, \theta \neq 0, \psi)$ we get $\text{rank} \frac{\partial R_A}{\partial \alpha_k} = 3$, so we can separate three equations of the system (120), which further can be presented in the normal form $\dot{\alpha}_i = f_i(\alpha_k)$. However, note that for the values $\alpha_i = 0$, rank of this matrix is equal to 2.

Let us present manifest form for the following equations of the system (101):

$$\dot{R}_{33} = -\Omega_1 R_{32} + \Omega_2 R_{31}, \quad \dot{R}_{31} = -\Omega_2 R_{33} + \Omega_3 R_{32}, \quad \dot{R}_{23} = -\Omega_1 R_{12} + \Omega_2 R_{11}. \quad (121)$$

Substituting (114), they can be written as follows:

$$\dot{\theta} \sin \theta = (\Omega_1 \cos \psi - \Omega_2 \sin \psi) \sin \theta, \quad (122)$$

$$\dot{\varphi} \sin \theta = \Omega_1 \sin \psi + \Omega_2 \cos \psi, \quad (123)$$

$$\dot{\psi} \sin \theta = -(\Omega_1 \sin \psi + \Omega_2 \cos \psi) \cos \theta + \Omega_3 \sin \theta. \quad (124)$$

The explicit expressions for the components of angular velocity (100) are:

$$\Omega_1 = \frac{m_1}{I_1} [\cos \psi \cos \varphi - \sin \psi \cos \theta \sin \varphi] + \frac{m_2}{I_1} [\cos \psi \sin \varphi + \sin \psi \cos \theta \cos \varphi] + \frac{m_3}{I_1} \sin \psi \sin \theta, \quad (125)$$

$$\Omega_2 = \frac{m_1}{I_2} [-\sin \psi \cos \varphi - \cos \psi \cos \theta \sin \varphi] + \frac{m_2}{I_2} [-\sin \psi \sin \varphi + \cos \psi \cos \theta \cos \varphi] + \frac{m_3}{I_2} \cos \psi \sin \theta, \quad (126)$$

$$\Omega_3 = \frac{m_1}{I_3} \sin \theta \sin \varphi - \frac{m_2}{I_3} \sin \theta \cos \varphi + \frac{m_3}{I_3} \cos \theta. \quad (127)$$

Substituting them into the previous equations we get

$$\sin \theta [\dot{\theta} - (m_1 \cos \varphi + m_2 \sin \varphi) (\frac{1}{I_1} \cos^2 \psi + \frac{1}{I_2} \sin^2 \psi) - I_{(1-2)} [(m_2 \cos \varphi - m_1 \sin \varphi) \cos \theta + m_3 \sin \theta] \sin \psi \cos \psi] = 0, \quad (128)$$

$$\dot{\varphi} \sin \theta = I_{(1-2)} (m_1 \cos \varphi + m_2 \sin \varphi) \sin \psi \cos \psi + (\frac{1}{I_1} \sin^2 \psi + \frac{1}{I_2} \cos^2 \psi) [(m_2 \cos \varphi - m_1 \sin \varphi) \cos \theta + m_3 \sin \theta], \quad (129)$$

$$\dot{\psi} \sin \theta = -[\dot{\varphi} \sin \theta] \cos \theta + \frac{1}{I_3} [-(m_2 \cos \varphi - m_1 \sin \varphi) \sin^2 \theta + m_3 \sin \theta \cos \theta], \quad (130)$$

where it was denoted $I_{(k-p)} = \frac{1}{I_k} - \frac{1}{I_p}$. These equations together with (102) can be thought as equations of motion of a rigid body in terms of Euler angles.

In the next two sections we discuss two cases when equations of motion can be solved in quadratures. We emphasize that the integrability of the rigid body equations (79), (80) should not be confused with the integrability of the Euler equations (79).

X. SOLUTION TO EQUATIONS OF MOTION OF ASYMMETRICAL BODY FOR SPECIAL VALUES OF ANGULAR MOMENTUM.

Here we consider the equations of asymmetrical body with special initial conditions, that admite a separation of variables and then can be solved in analytic form. Namely, we consider the motion with conserved angular momentum directed along \mathbf{e}_3 -axis:

$$\mathbf{m} = (0, 0, m_3 < 0). \quad (131)$$

This determines the energy $E = \frac{1}{2} \sum_i I_i^{-1} m_i^2$, the Poincot's semiaxes $a_i = \sqrt{2E/I_i}$, and the initial angular velocity $\omega_i(0) = I_i^{-1} m_i$. Then at initial instant of time, axis of inertia I_3 is collinear with the angular momentum, see Figure 6. Eq. (100) acquires the simple form

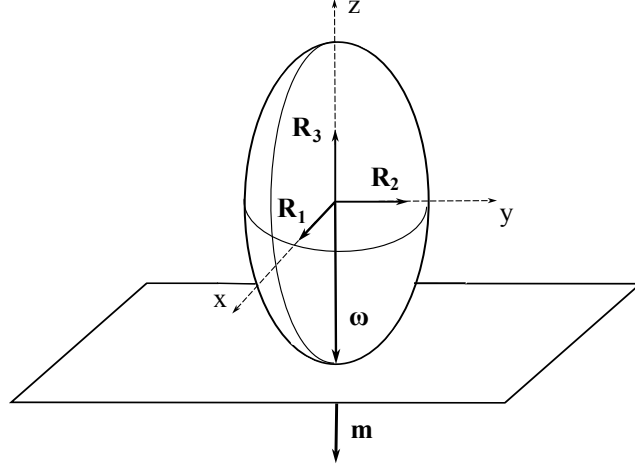


Figure 6: Equations of asymmetric body can be easily integrated when angular momentum \mathbf{m} and the inertia axis \mathbf{R}_3 are collinear at the initial moment.

$$\Omega_k(\mathbf{m}) = \frac{1}{I_k} m_3 R_{3k}. \quad (132)$$

Note that we can not achieve this by a suitable rotation of the Laboratory basis. Recall that when writing out the equations (96) and (97), we assumed that at initial instant the laboratory and rigid body axes were chosen in the direction of inertia axes, see the end of Sect. IV. Due to this, the tensor of inertia in Eq. (100) is a diagonal matrix, and we deal with rather simple expression (132). If we consider a rigid body with an arbitrary angular momentum, and try to rotate the Laboratory system making \mathbf{e}_3 to be collinear with \mathbf{m} , the diagonal matrix I turn into a symmetric matrix I' , and we will still be dealing with the complicated angular velocity¹⁰ $\Omega_k(\mathbf{m}) = m_3 R_{3i} I'_{ik}{}^{-1}$.

With this angular momentum, we substitute the expression (132) into the equations of motion (101), obtaining

$$\dot{R}_{ij} = -\omega \epsilon_{jkp} R_{3k} R_{ip}, \quad \text{where } \omega \equiv \frac{m_3}{I_1}. \quad (133)$$

Let us search for a solution of the form (as we saw above, the problem has unique solution with given initial conditions)

$$\mathbf{R}_1(t) = \begin{pmatrix} x_1(t) \\ y_1(t) \\ 0 \end{pmatrix}, \quad \mathbf{R}_2(t) = \begin{pmatrix} x_2(t) \\ y_2(t) \\ 0 \end{pmatrix}, \quad \mathbf{R}_3(t) = \begin{pmatrix} 0 \\ 0 \\ 1 \end{pmatrix}. \quad (134)$$

This implies $R_{3k} = \delta_{3k}$. Using this in Eqs. (133) we get $\dot{\mathbf{R}}_j = \omega \epsilon_{jp3} \mathbf{R}_p$, or $\dot{\mathbf{R}}_1 = \omega \mathbf{R}_2$, $\dot{\mathbf{R}}_2 = -\omega \mathbf{R}_1$, as well as the equation $\dot{\mathbf{R}}_3 = 0$, which is identically satisfied by \mathbf{R}_3 written in Eq. (134). For the components, the equations for \mathbf{R}_1 and \mathbf{R}_2 read

$$\begin{cases} \dot{x}_1 = \omega x_2, \\ \dot{y}_1 = \omega y_2; \end{cases} \quad \begin{cases} \dot{x}_2 = -\omega x_1, \\ \dot{y}_2 = -\omega y_1. \end{cases} \quad (135)$$

Their general solution is as follows

$$\begin{cases} x_1 = A \cos \omega t + B \sin \omega t, \\ y_1 = C \sin \omega t + D \cos \omega t; \end{cases} \quad \begin{cases} x_2 = -A \sin \omega t + B \cos \omega t, \\ y_2 = C \cos \omega t - D \sin \omega t. \end{cases} \quad (136)$$

¹⁰ This point was not taken into account in Sect. 69 of [4], where the author said: "In this system the angular momentum of the body about every line which passes through the fixed point and is fixed in space is constant (40), and consequently the line through the fixed point for which this angular momentum has its greatest value is fixed in space. Let this line, which is called the invariable line, be taken as axis OZ, and let OX and OY be two other axes through the fixed point which are perpendicular to OZ and to each other."

Then the initial conditions $R_{ij}(0) = \delta_{ij}$ imply: $A = C = 1$, $B = D = 0$. In the result we obtained the solution

$$\mathbf{R}_1 = \begin{pmatrix} \cos \omega t \\ \sin \omega t \\ 0 \end{pmatrix}, \quad \mathbf{R}_2 = \begin{pmatrix} -\sin \omega t \\ \cos \omega t \\ 0 \end{pmatrix}, \quad \mathbf{R}_3 = \begin{pmatrix} 0 \\ 0 \\ 1 \end{pmatrix}. \quad (137)$$

As it should be expected from the Figure 6, this states that the vectors \mathbf{R}_1 and \mathbf{R}_2 rotate around the axis z with constant angular velocity $\omega = m_3/I_1$. Note also that they obey the equations of precession around the vector $\boldsymbol{\omega} = (0, 0, m_3/I_1)$: $\dot{\mathbf{R}}_1 = [\boldsymbol{\omega}, \mathbf{R}_1]$, $\dot{\mathbf{R}}_2 = [\boldsymbol{\omega}, \mathbf{R}_2]$.

In terms of Euler angles, this solution should have the following structure: $(\varphi(t), \theta(t) = 0, \psi(t))$, that is, it lies outside the Euler coordinate system (104). So one cannot expect that the solution could be found by solving the system in terms of Euler angles. Let's see what happens, if we nevertheless try to do this, taking the conserved angular momentum equal to (131). Substitution of (131) into (128)-(128) gives the equations

$$\begin{aligned} \dot{\theta} &= m_3 I_{(1-2)} \sin \theta \sin \psi \cos \psi, \\ \dot{\varphi} &= \frac{m_3}{I_1} \sin^2 \psi + \frac{m_3}{I_2} \cos^2 \psi, \\ \dot{\psi} &= -\left(\frac{m_3}{I_1} \sin^2 \psi + \frac{m_3}{I_2} \cos^2 \psi\right) \cos \theta + \frac{m_3}{I_3} \cos \theta. \end{aligned} \quad (138)$$

We point out that these equations coincide with those written on page 145 of the book [4]. So our results, presented below, should be compared with those of Sect. 69 in [4], as well as of Sect. 88-93 in [5].

We start our analysis from the algebraic equation (102), that acquires the form

$$\begin{aligned} 2E = \sum_i I_i \Omega_i^2 &= m_3^2 \left(\frac{1}{I_1} \sin^2 \psi \sin^2 \theta + \frac{1}{I_2} \cos^2 \psi \sin^2 \theta + \frac{1}{I_3} \cos^2 \theta \right) = \\ &= \frac{m_3^2}{I_3} + m_3^2 [I_{(1-3)} - I_{(1-2)} \cos^2 \psi] \sin^2 \theta. \end{aligned} \quad (139)$$

Remarkably, this expression does not involve φ at all. If the solution we are looking for describes the motion of a rigid body, it must satisfy the relation (70) between the integration constants E and m_i . Using (70) in (139), we obtain the following equation:

$$[I_{(1-3)} - I_{(1-2)} \cos^2 \psi] \sin^2 \theta = 0. \quad (140)$$

Since we work in vicinity of a point with $\theta \neq 0$, this equation implies that the angle ψ does not change with time

$$\psi = \psi_0, \quad \text{such that} \quad \cos^2 \psi_0 = \frac{I_{(1-3)}}{I_{(1-2)}} = \frac{I_2(I_3 - I_1)}{I_3(I_2 - I_1)} = \frac{g_1^2 - g_3^2}{g_1^2 - g_2^2}. \quad (141)$$

The last equation of the system (138) is satisfied by $\psi(t) = \psi_0$, while the remaining two equations read

$$\dot{\theta} = \frac{1}{2} m_3 I_{(1-2)} \sin 2\psi_0 \sin \theta, \quad \dot{\varphi} = \frac{m_3}{I_3}, \quad (142)$$

and can be immediately integrated. In the result, we get the following solution to the rigid body equations of motion

$$t = \frac{2}{m_3 I_{(1-2)} \sin 2\psi_0} \int \frac{d\theta}{\sin \theta} + c', \quad (143)$$

$$\varphi = \frac{m_3}{I_3} t + \varphi_0, \quad (144)$$

$$\psi = \psi_0. \quad (145)$$

Denote $\frac{1}{2} m_3 I_{(1-2)} \sin 2\psi_0 \equiv k$. We have $k = 0$ when $\psi_0 = 0, \pi/2, \pi$ and $3\pi/2$. But $\cos^2 \psi_0 = I_{(1-3)}/I_{(1-2)}$, so we can assume $k \neq 0$. Computing integral in (143) we get

$$\cos \theta(t) = \frac{1 - ce^{2kt}}{1 + ce^{2kt}}, \quad \text{where } c > 0. \quad (146)$$

We are interested in a solution with the property $\lim_{t \rightarrow t_0} \theta(t) = 0$ for some finite value t_0 . For any value of the integration constant c , there is no such t_0 . So none of the solutions (143)-(145) describes the motion of a rigid body.

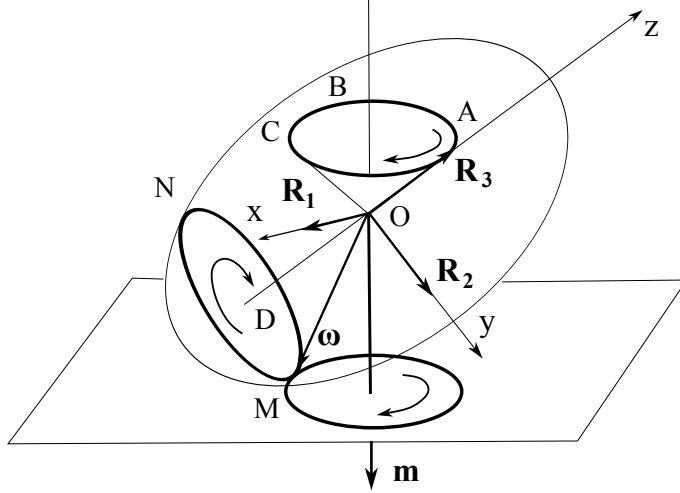


Figure 7: Poincaré's picture for the Lagrange top.

XI. INTEGRABILITY BY QUADRATURES OF THE FREE LAGRANGE TOP.

The Lagrange top is a rigid body with two coinciding moments of inertia, $I_1 = I_2$. Consider the equations (100)-(103) with $I_1 = I_2$ and with the conserved angular momentum $\mathbf{m} = (m_1, m_2, m_3)$. First, we confirm that without loss of generality we can assume that $m_1 = 0$.

The moments of inertia are eigenvalues of the inertia tensor I , with eigenvectors being the body fixed axes at $t = 0$: $I\mathbf{R}_i(0) = I_i\mathbf{R}_i(0)$. With $I_1 = I_2$ we have $I\mathbf{R}_1(0) = I_1\mathbf{R}_1(0)$ and $I\mathbf{R}_2(0) = I_1\mathbf{R}_2(0)$, then any linear combination $\alpha\mathbf{R}_1(0) + \beta\mathbf{R}_2(0)$ also represents an eigenvector with eigenvalue I_1 . This means that we are free to choose any two orthogonal axes on the plane $\mathbf{R}_1(0), \mathbf{R}_2(0)$ as the inertia axes. We recall that at $t = 0$, the Laboratory axes should be chosen along \mathbf{R}_i , since only in this case equations of motion contain I_i instead of the tensor I_{ij} . Hence, in the case $I_1 = I_2$ we can rotate the Laboratory axes in the plane (x^1, x^2) without breaking the diagonal form of the inertia tensor. Using this freedom, we can assume that $m_1 = 0$ for our problem.

Poincaré's picture for the Lagrange top. Let's put

$$I_1 = I_2 > I_3, \quad m_1 = 0, \quad m_2 > 0, \quad m_3 < 0. \quad (147)$$

This determines the energy $E = \frac{1}{2} \sum_i I_i^{-1} m_i^2$, the semiaxes $a_i = \sqrt{2E/I_i}$, and the initial angular velocity $\omega_i(0) = I_i^{-1} m_i$. With these dates, we can construct the invariable plane and the Poincaré's ellipsoid. Position of the Poincaré's ellipsoid for this top at the initial moment $t = 0$ is shown in the Figure 7. At this moment the vectors $\mathbf{m}, \boldsymbol{\omega}, \mathbf{R}_2, \mathbf{R}_3$ as well as the points O, A, C, D, M and N lie on the plane $x = 0$. The point A represents the end point of the body fixed vector \mathbf{R}_3 at this moment. As $\dot{\mathbf{R}}_3 = [\boldsymbol{\omega}, \mathbf{R}_3]$, the point A of the body starts its motion in the direction of the arrow drawn near this point. This determines the directions of motions of other elements as follows. The wheel D , with the axis DO fixed at the point O , rolls without slipping along the circle drawn on invariable plane. The end of $\boldsymbol{\omega}$ moves on this circle counterclockwise around \mathbf{m} . In the result, all points of the body fixed axis Dz move on the circles of the cone with the axis along the vector \mathbf{m} . In particular, the point A of the body moves on the circle $ACBA$.

In resume, we have the following visualization for the movement of the Lagrange top: the axis Dz , consisting of the points of the body, generates the surface of the cone, while the remaining points of the body rotate around this axis.

Integration by quadratures of the Lagrange top with arbitrary initial conditions. Substituting $I_1 = I_2$ and $m_1 = 0$ into expression for the energy (102), we get

$$2E = \frac{m_2^2}{I_1} + \frac{m_3^2}{I_3} + I_{(1-3)}[(m_3^2 - m_2^2 \cos^2 \varphi) \sin^2 \theta + 2m_3 m_2 \cos \varphi \cos \theta \sin \theta]. \quad (148)$$

Taking into account Eq. (70), we arrive at the quadratic equation relating the variables φ and θ

$$(m_3^2 - m_2^2 \cos^2 \varphi) \sin \theta + 2m_3 m_2 \cos \varphi \cos \theta = 0. \quad (149)$$

Its solution is

$$\cos \varphi = -\frac{m_3}{m_2} \frac{1 - \cos \theta}{\sin \theta}, \quad \text{then} \quad \sin \varphi = \pm \sqrt{1 - (m_3/m_2)^2 \frac{(1 - \cos \theta)^2}{\sin^2 \theta}}. \quad (150)$$

Next, the differential equations (128)-(130) with $I_1 = I_2$ and $m_1 = 0$ acquire the form

$$\dot{\theta} = \frac{m_2}{I_1} \sin \varphi, \quad (151)$$

$$\dot{\varphi} = \frac{m_3}{I_1} \frac{1 - \cos \theta}{\sin^2 \theta}, \quad (152)$$

$$\dot{\psi} = \frac{m_3}{I_3} - \frac{m_3}{I_1} \frac{(1 - \cos \theta) \cos \theta}{\sin^2 \theta}. \quad (153)$$

For the latter use, we note that (150), (151) and (152) imply closed equation of second order for θ

$$\ddot{\theta} = -\frac{m_3^2}{I_1^2} \frac{(1 - \cos \theta)^2}{\sin^3 \theta}. \quad (154)$$

By direct calculation, we can verify that Eq. (152) is a consequence of (150) and (151), and thus can be omitted from the system. So our equations acquire the form

$$\dot{\theta} = \pm \frac{m_2}{I_1} \sqrt{1 - (m_3/m_2)^2 \frac{(1 - \cos \theta)^2}{\sin^2 \theta}} \equiv f(\theta), \quad (155)$$

$$\dot{\psi} = \frac{m_3}{I_3} - \frac{m_3}{I_1} \frac{(1 - \cos \theta) \cos \theta}{\sin^2 \theta}, \quad (156)$$

$$\cos \varphi = -\frac{m_3}{m_2} \frac{1 - \cos \theta}{\sin \theta}, \quad (157)$$

and contain closed equation for θ . This can be immediately solved in implicit form: $t = \int \frac{d\theta}{f(\theta)} + c$. With this $\theta(t)$, the equation for ψ acquires the form $\dot{\psi} = h(t)$ and can be integrated: $\psi = \int dt h(t) + \psi_0$.

Multiplying Eq. (155) on $\sin \theta$, this can be presented also as an equation for determining the variable $u(t) = \cos \theta(t)$

$$\dot{u} = \pm \frac{1}{I_1} \sqrt{[1 - u][(m_2^2 + m_3^2)u + m_2^2 - m_3^2]}. \quad (158)$$

Let us discuss some properties of the solutions to Eqs. (148)-(158), which can be extracted without knowing their explicit form. They should be compared with the Poincaré's picture described above. Let $\theta(t), \varphi(t), \psi(t)$ be a solution of equations for the Lagrange top. Then:

1. Equation (152) together with (147) implies that $\dot{\varphi} < 0$, so $\varphi(t)$ (and then the azimuth $\alpha = \varphi + 3\pi/2$ of the point A of the body) decreases in the course of evolution.

2. According to (118), at the initial moment $\theta(t) \rightarrow 0$. In this limit, Eq. (149) implies $\varphi(0) = \pi/2$ or $3\pi/2$. The value $\varphi(0) = \pi/2$ (then $\alpha(0) = 0$) means that the vector \mathbf{R}_3 initially rotate counterclockwise around \mathbf{e}_2 . The value $\varphi(0) = 3\pi/2$ (then $\alpha(0) = \pi$) means that the vector \mathbf{R}_3 initially rotate clockwise around \mathbf{e}_2 . The initial variation rate for θ then follows from Eq. (151): if $\varphi(0) = \pi/2$, then $\dot{\theta} = m_2/I_1$; if $\varphi(0) = 3\pi/2$, then $\dot{\theta} = -m_2/I_1$.

3. Let's find coordinates of the points with $\dot{\theta} = 0$. The angle θ of this point can be determined using Eq. (155). For $\dot{\theta} = 0$ this equation implies

$$m_2^2(1 - \cos^2 \theta) - m_3^2(1 - \cos \theta)^2 = 0, \quad m_2 \sin \theta \neq 0. \quad (159)$$

So the only solution is $\cos \theta = (m_3^2 - m_2^2)/(m_3^2 + m_2^2)$. The angle φ of this point follows from (151): $\varphi = 0$ (then $\alpha = 3\pi/2$); or $\varphi = \pi$ (then $\alpha = \pi/2$). The coordinates $\cos \theta = (m_3^2 - m_2^2)/(m_3^2 + m_2^2)$, $\varphi = 0$ correspond to the point C on the Figure 7.

Lagrangian variational problem for the symmetric top in terms of Euler angles. The Lagrange top has been analysed above using the Euler coordinates in the equations of motion (101). Equivalently, we can substitute the expression (114) for R_{ij} through the Euler angles into the action functional (59). According to classical mechanics¹¹,

¹¹ See Sect. 17 in [9] or Sect. 1.6 in [15].

this gives an equivalent variational problem. Since the matrix (114) automatically obeys the constraint $R^T R = \mathbf{1}$, the second term of the action (59) vanishes. For the Lagrange top with $I_1 = I_2$, the remaining term reads as follows:

$$S = \int dt \frac{1}{2} I_1 (\dot{\theta}^2 + \dot{\varphi}^2 \sin^2 \theta) + \frac{1}{2} I_3 (\dot{\psi} + \dot{\varphi} \cos \theta)^2. \quad (160)$$

This expression does not depend on the variables φ and ψ , but only on their derivatives. Due to this, the equations of motion $\delta S / \delta \varphi = 0$ and $\delta S / \delta \psi = 0$ have the form of the total derivative and lead to two conserved quantities

$$I_3 [\dot{\psi} + \dot{\varphi} \cos \theta] = m_\psi = \text{const}, \quad I_1 \dot{\varphi} \sin^2 \theta + m_\psi \cos \theta = m_\varphi = \text{const}. \quad (161)$$

For a rigid body at some moment t_0 we must have $\theta(t) \rightarrow 0$ as $t \rightarrow t_0$. In this limit the equations (161) imply the coincidence of the integration constants

$$m_\psi = m_\varphi \equiv m_3. \quad (162)$$

It should be noted that the equations of motion form an integrable system even in the case of $m_\psi \neq m_\varphi$, see Sect. 49 in [9]. We emphasize that such solutions do not pass through the unit of $SO(3)$, and therefore do not describe any motion of a rigid body.

Variation of the action (160) with respect to θ gives the second-order equation for determining of this variable

$$I_1 \ddot{\theta} = I_1 \dot{\varphi}^2 \sin \theta \cos \theta - I_3 \dot{\varphi} (\dot{\psi} + \dot{\varphi} \cos \theta) \sin \theta. \quad (163)$$

Resolving the equations (163) and (161) with respect to $\ddot{\theta}$, $\dot{\varphi}$, $\dot{\psi}$ and using (162), we obtain equations of the Lagrange top in the normal form

$$\ddot{\theta} = -\frac{m_3^2 (1 - \cos \theta)^2}{I_1^2 \sin^3 \theta}, \quad (164)$$

$$\dot{\varphi} = \frac{m_3 (1 - \cos \theta)}{I_1 \sin^2 \theta}, \quad (165)$$

$$\dot{\psi} = \frac{m_3}{I_3} - \frac{m_3 (1 - \cos \theta) \cos \theta}{I_1 \sin^2 \theta}. \quad (166)$$

They coincide with the equations (154), (152) and (153) that have been obtained above. The equation for $\ddot{\theta}$ can be obtained from the following one-dimensional variational problem:

$$S(\theta) = \int dt \frac{1}{2} \dot{\theta}^2 - \frac{m_3^2 (1 - \cos \theta)^2}{2I_1^2 \sin^2 \theta}. \quad (167)$$

According to Sect. V, the theory (160) must have 4 integrals of motion. We have found only three so far: the energy of the theory, and the two components of the angular momentum (161). The missing integral is the energy of the effective theory (167). Indeed, multiplying the equation (164) on $\dot{\theta}$, this reads $dE(\theta)/dt = 0$, where $E(\theta)$ is the energy of the effective theory (167):

$$E(\theta) = \frac{1}{2} \dot{\theta}^2 + \frac{m_3^2 (1 - \cos \theta)^2}{2I_1^2 \sin^2 \theta}. \quad (168)$$

Hamiltonian formulation for the Lagrange top in terms of Euler angles. To obtain Hamiltonian formulation of the theory (160), we introduce the conjugate momenta $p_\theta = \partial L / \partial \dot{\theta}$, $p_\varphi = \partial L / \partial \dot{\varphi}$ and $p_\psi = \partial L / \partial \dot{\psi}$ for the variables θ , φ and ψ . We get $p_\theta = I_1 \dot{\theta}$, as well as

$$\begin{aligned} p_\varphi &= I_1 \dot{\varphi} \sin^2 \theta + I_3 [\dot{\psi} + \dot{\varphi} \cos \theta] \cos \theta, & \text{then} & & \dot{\varphi} &= \frac{p_\varphi - p_\psi \cos \theta}{I_1 \sin^2 \theta}, \\ p_\psi &= I_3 [\dot{\psi} + \dot{\varphi} \cos \theta], & & & \dot{\psi} &= \frac{p_\psi}{I_3} - \frac{(p_\varphi - p_\psi \cos \theta) \cos \theta}{I_1 \sin^2 \theta}. \end{aligned} \quad (169)$$

The Hamiltonian of the system is constructed according the standard rule: $H = p\dot{q} - L(q, \dot{q})$. Its manifest form is as follows:

$$H = \frac{p_\theta^2}{2I_1} + \frac{p_\psi^2}{2I_3} + \frac{(p_\varphi - p_\psi \cos \theta)^2}{2I_1 \sin^2 \theta}. \quad (170)$$

This implies the following Hamiltonian equations

$$\dot{\theta} = \frac{p_\theta}{I_1}, \quad (171)$$

$$\dot{\varphi} = \frac{p_\varphi - p_\psi \cos \theta}{I_1 \sin^2 \theta}, \quad (172)$$

$$\dot{\psi} = \frac{p_\psi}{I_3} - \frac{(p_\varphi - p_\psi \cos \theta) \cos \theta}{I_1 \sin^2 \theta}, \quad (173)$$

$$\dot{p}_\theta = -\frac{[p_\varphi - p_\psi \cos \theta][p_\psi - p_\varphi \cos \theta]}{I_1 \sin^3 \theta}, \quad (174)$$

$$\dot{p}_\varphi = 0, \quad \text{then } p_\varphi = m_\varphi = \text{const}, \quad (175)$$

$$\dot{p}_\psi = 0, \quad \text{then } p_\psi = m_\psi = \text{const}. \quad (176)$$

They imply that the momenta p_φ and p_ψ preserve along the solutions. Using this in the defining equations (169) for the momenta, we get the equalities $I_3[\dot{\psi} + \dot{\varphi} \cos \theta] = m_\psi$ and $I_1 \dot{\varphi} \sin^2 \theta + m_\psi \cos \theta = m_\varphi$, that are satisfied at any instant t . If our solution describe the moviment of the top, for some t_0 we should have $\theta(t_0) = 0$. This implies

$$m_\varphi = m_\psi \equiv m_3 = \text{const}, \quad (177)$$

that is the two first integrals are not independent. Using this in the remaining Hamiltonian equations, we obtain

$$\dot{\theta} = \frac{p_\theta}{I_1}, \quad \dot{p}_\theta = -\frac{m_3^2 (1 - \cos \theta)^2}{I_1 \sin^3 \theta}; \quad (178)$$

$$\dot{\varphi} = \frac{m_3}{I_1} \frac{1 - \cos \theta}{\sin^2 \theta}, \quad (179)$$

$$\dot{\psi} = \frac{m_3}{I_3} - \frac{m_3 (1 - \cos \theta) \cos \theta}{I_1 \sin^2 \theta}. \quad (180)$$

Excluding the momentum p_θ from the system (178), we obtain the second-order equation (154). The equations for θ and p_θ are separated from others, and can be considered as following from the Hamiltonian

$$H(\theta, p_\theta) = \frac{p_\theta^2}{2I_1} + \frac{m_3^2 (1 - \cos \theta)^2}{2I_1 \sin^2 \theta}. \quad (181)$$

As it could be expected, it is the Hamiltonian of the theory (167).

XII. HAMILTONIAN EQUATIONS FOR ROTATIONAL DEGREES OF FREEDOM AND THE EULER-POISSON EQUATIONS.

In this section we apply Hamiltonian formalism to the variational problem (59), and show that the first order equations (79) and (80), obtained above by "hands", are just the Hamiltonian equations of the theory.

To achieve this, we use the Dirac's version [13–15] of Hamiltonian formalism, which is well adapted for the analysis of a theory with constraints. Introducing the conjugate momenta for all dynamical variables: $p_{ij} = \partial L / \partial \dot{R}_{ij}$ and $\pi_{ij} = \partial L / \partial \dot{\lambda}_{ij}$, we obtain the expression for p_{ij} in terms of velocities

$$p_{ij} = \dot{R}_{ik} g_{kj}, \quad \text{then } \dot{R}_{ij} = p_{ik} g_{kj}^{-1}, \quad (182)$$

and the equalities

$$\pi_{ij} = 0, \quad (183)$$

called primary constraints of the Dirac formalism. Hamiltonian H is a function of initial variables and conjugate momenta, determined by the rule $H = p_{ij} \dot{R}_{ij} - L + \varphi_{ij} \pi_{ij}$, where we should use Eq. (182) to represent the velocities \dot{R} through the momenta p . The Hamiltonian involves products of primary constraints with auxiliary variables $\varphi_{ij}(t)$, they also known as the Lagrangian multipliers for the primary constraints. This gives the Hamiltonian

$$H = \frac{1}{2} g_{ij}^{-1} p_{ki} p_{kj} + \frac{1}{2} \lambda_{ij} [R_{ki} R_{kj} - \delta_{ij}] + \varphi_{ij} \pi_{ij}. \quad (184)$$

Then the Hamiltonian equations can be obtained with use of Poisson brackets according to the standard rule: $\dot{z} = \{z, H\}$, where z is any of phase-space variables. The non vanishing fundamental brackets are (there is no summation over i and j): $\{R_{ij}, p_{ij}\} = 1$, $\{\lambda_{ij}, \pi_{ij}\} = 1$. We obtain

$$\begin{aligned} \dot{R} &= pg^{-1}, & \dot{p} &= -R\lambda, \\ \dot{\lambda} &= \varphi, & \dot{\pi} &= R^T R - \mathbf{1}. \end{aligned} \quad (185)$$

Together with the constraints (183), these equations imply $R^T R = \mathbf{1}$. This algebraic equation, appeared due to the primary constraints, is called the second-stage constraint of the Dirac's formalism. It is known [13–15], that the first-order equations (185) together with the constraints (183) are equivalent to the Lagrangian equations (57).

Our Hamiltonian system consist of algebraic and first-order equations, so it can imply the nontrivial self consistency conditions. Indeed, we can calculate the time derivative of the algebraic equation, say $A(R, p) = 0$, and then to eliminate from it all the variables with derivative using the first-order equations. We get $\dot{A} = \{A, H\} = 0$. The equality $\{A, H\} = 0$ can be new algebraic equation, that must be satisfied by all solutions. As we will see, these equations allow us to exclude algebraically the auxiliary variables from the final equations of motion. This, in essence, is the Dirac method [13–15].

Having carried out this calculation for the constraints $\pi_{ij} = 0$, we will not get anything new. But for $R^T R - \mathbf{1} = 0$ we obtain six new algebraic equations, called third-stage constraints

$$\frac{d}{dt}[R_{ki}R_{kj} - \delta_{ij}] = \{R_{ki}R_{kj}, H\} = (R^T pg^{-1})_{ij} + (i \leftrightarrow j) = 0. \quad (186)$$

Denoting $(R^T pg^{-1})_{ij} = \mathbb{P}_{ij}$, we can decompose this matrix on symmetric and antisymmetric parts, $\mathbb{P}_{ij} = \mathbb{P}_{(ij)} - \hat{\Omega}_{ij}$, where

$$\mathbb{P}_{(ij)} = \frac{1}{2}[\mathbb{P}_{ij} + \mathbb{P}_{ji}] = \frac{1}{2}[R^T pg^{-1} + (R^T pg^{-1})^T]_{ij}, \quad \hat{\Omega}_{ij} = -\frac{1}{2}[\mathbb{P}_{ij} - \mathbb{P}_{ji}] = -\frac{1}{2}[R^T pg^{-1} - (R^T pg^{-1})^T]_{ij}, \quad (187)$$

Then the constraints (186) state that symmetric part of this matrix vanishes, $\mathbb{P}_{(ij)} = 0$. We can rewrite these constraints back in the Lagrangian form, substituting $p = \dot{R}g$. We get $\mathbb{P}_{(ij)} = (R^T \dot{R})_{ij} + (R^T \dot{R})_{ij}^T = 0$, which is just a consequence of the constraint $R^T R = \mathbf{1}$. The Lagrangian form of antisymmetric part

$$-\frac{1}{2}(\mathbb{P}_{ij} - \mathbb{P}_{ji}) \Big|_{p=\dot{R}g} = -(R^T \dot{R})_{ij} = \hat{\Omega}_{ij} = \epsilon_{ijk} \Omega_k, \quad (188)$$

is just the angular velocity in the body, see Eq. (46). On this reason the phase-space quantity $-\frac{1}{2}(\mathbb{P}_{ij} - \mathbb{P}_{ji})$ was denoted by $\hat{\Omega}_{ij}$.

Testing the preservation with time of the third-stage constraints we get

$$\begin{aligned} \dot{\mathbb{P}}_{(ij)} &= \{\mathbb{P}_{(ij)}, H\} = \frac{1}{2}g_{ik}^{-1}p_{nk}\{R_{nj}, p_{mr}p_{ms}\}g_{rs}^{-1} + \\ &\frac{1}{2}\lambda_{rs}g_{ik}^{-1}R_{nj}\{p_{nk}, R_{mr}R_{ms}\} + (i \leftrightarrow j) = (g^{-1}p^T pg^{-1} - g^{-1}\lambda)_{ij} + (i \leftrightarrow j) = 0. \end{aligned} \quad (189)$$

This leads to the following fourth-stage constraints

$$g^{-1}\lambda + \lambda g^{-1} = 2g^{-1}p^T pg^{-1}, \quad \text{or} \quad (g^{-1}\lambda + \lambda g^{-1})_{ij} = 2[\Omega^2 \delta_{ij} - \Omega_i \Omega_j]. \quad (190)$$

To obtain these equalities, were used the constraints (186). Preservation with time of the fourth-stage constraints gives the algebraic equations that unambiguously determine the auxiliary variables φ . We do not write them, as they do not contribute [15] into the equations of motion for dynamical variables R and Ω .

Let us resume the obtained equations of motion. As the variables λ and π will be determined from the constraints, the essential dynamical equations are

$$\dot{R} = pg^{-1}, \quad \dot{p} = -R\lambda. \quad (191)$$

They are accompanied by the chain of constraints

$$\pi_{ij} = 0, \quad R^T R = \mathbf{1}, \quad (R^T pg^{-1})_{ij} + (i \leftrightarrow j) = 0, \quad g^{-1}\lambda + \lambda g^{-1} = 2g^{-1}p^T pg^{-1}. \quad (192)$$

The equations (187) and (188) prompts to make a change of variables such, that $\mathbb{P}_{(ij)}$ become a part of new coordinates, and the surface of constraints will be then described by trivial equations $\mathbb{P}_{(ij)} = 0$. We introduce them as follows:

$$(R_{ij}, p_{ij}) \Leftrightarrow (R_{ij}, \mathbb{P}_{(ij)}, \hat{\Omega}_{ij}) \Leftrightarrow (R_{ij}, \mathbb{P}_{(ij)}, \Omega_k). \quad (193)$$

In these variables, we have the trivial constraints $\pi_{ij} = 0$, $\mathbb{P}_{(ij)} = 0$, while the remaining equations read

$$\dot{R}_{ij} = -\epsilon_{jkm}\Omega_k R_{im}, \quad \dot{\Omega}_i = -\frac{1}{2}\epsilon_{ijk}(g^{-1}\lambda)_{jk}, \quad R^T R = \mathbf{1}, \quad (194)$$

$$(g^{-1}\lambda + \lambda g^{-1})_{ij} = 2[\mathbf{\Omega}^2 \delta_{ij} - \Omega_i \Omega_j]. \quad (195)$$

The last equation unambiguously determines λ as follows:

$$\lambda_{ij} = \frac{2g_i g_j}{g_i + g_j} [\mathbf{\Omega}^2 \delta_{ij} - \Omega_i \Omega_j]. \quad (196)$$

There is no of summation over i and j , and g_i are diagonal elements of the mass matrix. This allows us to eliminate λ from dynamical equations for $\mathbf{\Omega}$, which gives the Euler equations

$$\begin{aligned} \dot{\Omega}_1 &= -\frac{g_2 - g_3}{g_2 + g_3} \Omega_2 \Omega_3 = \frac{1}{I_1} (I_2 - I_3) \Omega_2 \Omega_3, \\ \dot{\Omega}_2 &= -\frac{g_3 - g_1}{g_3 + g_1} \Omega_1 \Omega_3 = \frac{1}{I_2} (I_3 - I_1) \Omega_1 \Omega_3, \\ \dot{\Omega}_3 &= -\frac{g_1 - g_2}{g_1 + g_2} \Omega_1 \Omega_2 = \frac{1}{I_3} (I_1 - I_2) \Omega_1 \Omega_2, \end{aligned} \quad (197)$$

where I_i are components of the tensor of inertia, see (56). In a more compact form, with use of vector product they read $I\dot{\mathbf{\Omega}} = [I\mathbf{\Omega}, \mathbf{\Omega}]$. Note also that $d(R^T R)/dt = 0$ is a consequence of the first equation of the system (194). So, if the condition $R^T R = \mathbf{1}$ is satisfied at the initial instant of time, it will be automatically satisfied for any solution to the system (194) at any instant. Hence, we can solve dynamical equations of this system without worrying about the algebraic constraint. In the result, the Hamiltonian equations of motion¹² for rotational degrees of freedom are

$$\dot{R}_{ij} = -\epsilon_{jkm}\Omega_k R_{im}, \quad (198)$$

$$I\dot{\mathbf{\Omega}} = [I\mathbf{\Omega}, \mathbf{\Omega}]. \quad (199)$$

They coincide with the first-order equations (79) and (80), that were obtained in Sect. VI.

XIII. CHETAEV BRACKET IS THE DIRAC BRACKET.

In the previous section we demonstrated that the Euler-Poisson equations (198), (199) are just the Hamiltonian equations of the theory (59). However, the final form of Hamiltonian and of Poisson brackets for these equations has not been presented. We will get them in this section, for which we partially repeat the previous calculations in a more formal, but faster way. To this aim, it is convenient first to rewrite the original variational problem (59) in terms of the angular velocity in the body

$$M_i(R, \dot{R}) = I_{ik}\Omega_k = -\frac{1}{2}I_{ik}\epsilon_{knm}(R^T \dot{R})_{nm}. \quad (200)$$

The Lagrangian (59) acquires the form¹³

$$L = \frac{1}{2}I_{ij}^{-1}M_i M_j - \frac{1}{2}\lambda_{ij}[R_{ki}R_{kj} - \delta_{ij}]. \quad (201)$$

¹² The Euler equations (199), considered by themselves without reference to (198), form the Hamiltonian system with a degenerate Poisson structure, see [18].

¹³ The two variational problems are equivalent, see the Appendix.

Introducing the conjugate momenta for all dynamical variables: $\pi_{ij} = \partial L / \partial \dot{\lambda}_{ij}$ and $p_{ij} = \partial L / \partial \dot{R}_{ij}$, we obtain the primary constraints $\pi_{ij} = 0$ and the following expression for p_{ij} in terms of velocities:

$$p_{ij} = -\frac{1}{2}R_{in}\epsilon_{njk}M_k(R, \dot{R}), \quad \text{or} \quad (\tilde{R}p)_{ij} - \frac{1}{2}\epsilon_{ijk}M_k(R, \dot{R}), \quad \text{where} \quad \tilde{R} \equiv R^{-1}. \quad (202)$$

It implies six more primary constraints

$$P_{ij} \equiv [(\tilde{R}p) + (\tilde{R}p)^T]_{ij} = 0, \quad (203)$$

and the expression for M_i (note that R is for now an arbitrary matrix)

$$M_i(R, \dot{R}) = -\epsilon_{ijk}(\tilde{R}p)_{jk}, \quad \text{then} \quad [(R^T \dot{R}) - (R^T \dot{R})^T]_{ij} = 2\epsilon_{ijk}I_{ka}^{-1}\epsilon_{abc}(\tilde{R}p)_{bc}. \quad (204)$$

To find the Hamiltonian, we exclude the velocities from the expression $H = p_{ij}\dot{R}_{ij} - L + v_{ij}P_{ij} + \varphi_{ij}\pi_{ij}$, obtaining

$$H = \frac{1}{2}I_{ka}^{-1}[\epsilon_{kij}(\tilde{R}p)_{ij}][\epsilon_{abc}(\tilde{R}p)_{bc}] + \frac{1}{2}\lambda_{ij}[R_{ki}R_{kj} - \delta_{ij}] + v_{ij}P_{ij} + \varphi_{ij}\pi_{ij}. \quad (205)$$

Let us introduce the phase-space functions

$$M_k(R, p) = -\epsilon_{kij}(\tilde{R}p)_{ij}. \quad (206)$$

Comparing this with expression with Eq. (204), we see that $M_k(R, p)$ is the Hamiltonian counterpart of angular momentum in the body, so we denoted it by the same letter. With this notation, we obtain

$$H = \frac{1}{2}I_{ij}^{-1}M_iM_j + \frac{1}{2}\lambda_{ij}[R_{ki}R_{kj} - \delta_{ij}] + v_{ij}P_{ij} + \varphi_{ij}\pi_{ij}. \quad (207)$$

Now let's move from the canonical variables to the following:

$$(R_{ij}, p_{ij}) \rightarrow (R_{ij}, M_i, P_{ij}). \quad (208)$$

The Hamiltonian (207) is already represented through them. Using the canonical brackets $\{R_{ij}, p_{ij}\} = 1$, we get the Poisson brackets of the new variables

$$\{R_{ij}, R_{ab}\} = 0, \quad \{M_i, M_j\} = -\epsilon_{ijk}(\tilde{R}\tilde{R}^T \mathbf{M})_k, \quad \{M_i, R_{jk}\} = -\epsilon_{ikm}\tilde{R}_{jm}^T; \quad (209)$$

$$\begin{aligned} \{R_{ij}, P_{ab}\} &= \tilde{R}_{ia}^T \delta_{jb} + \tilde{R}_{ib}^T \delta_{ja}, & \{M_k, P_{ab}\} &= -2M_k(\tilde{R}\tilde{R}^T)_{ab} + \delta_{ka}(\tilde{R}\tilde{R}^T \mathbf{M})_b + \delta_{kb}(\tilde{R}\tilde{R}^T \mathbf{M})_a, \\ \{P_{ij}, P_{ab}\} &= -(\tilde{R}\tilde{R}^T)_{ia}\epsilon_{jbn}M_n - (\tilde{R}\tilde{R}^T)_{jb}\epsilon_{jan}M_n + (a \leftrightarrow b). \end{aligned} \quad (210)$$

For the latter use, we note that brackets of basic variables with the orthogonality constraint vanish

$$\{M_i, R_{ki}R_{kj} - \delta_{ij}\} = \{R_{ab}, R_{ki}R_{kj} - \delta_{ij}\} = 0. \quad (211)$$

Using the brackets obtained, let us discuss the higher-stage constraints. The equation $\dot{\pi}_{ij} = \{\pi_{ij}, H\} = 0$ implies the orthogonality constraint. In turn, the equation $d(R_{ki}R_{kj} - \delta_{ij})/dt = 0$ determines the multipliers: $v_{ij} = 0$. At last, the equation $\dot{R}_{ij} = 0$ gives an equation for determining of the variables λ , but we won't need them.

The twelve independent constraints between $R_{ki}R_{kj} - \delta_{ij} = 0$ and $P_{ij} = 0$ are of second class. We denote them by T_A and P_A , $A = 1, 2, \dots, 6$, and construct the corresponding Dirac bracket

$$\{A, B\}_D = \{A, B\} - \{A, \Phi^\alpha\}\Delta_{\alpha\beta}^{-1}\{\Phi^\beta, B\}. \quad (212)$$

Here Φ^α is the set of all constraints: $\Phi^\alpha = (T_A, P_B)$. Besides, denoting symbolically 6×6 -blocks as $b = \{T, P\}$ and $c = \{P, P\}$, the matrices Δ and Δ^{-1} are

$$\Delta = \begin{pmatrix} 0 & b \\ -b^T & c \end{pmatrix}, \quad \Delta^{-1} = \begin{pmatrix} b^{-1T}cb^{-1} & -b^{-1T} \\ b^{-1} & 0 \end{pmatrix}. \quad (213)$$

This implies the following structure of the Dirac bracket

$$\{A, B\}_D = \{A, B\} - \{A, T\}\Delta'\{T, B\} + \{A, T\}\Delta''\{P, B\}. \quad (214)$$

Taking into account Eqs. (211), we conclude that in the passage from Poisson bracket (209), (210) to the Dirac bracket, the brackets (209) of the basic variables will not be modified, retaining their original form. So, fortunately, we do not need to calculate the explicit form of 12×12 -matrix Δ^{-1} .

The formulation of the theory in terms of Dirac bracket makes it much more transparent. Indeed, according to the Dirac's formalism, we now can omit all terms with constraints in the Hamiltonian, as well as to use the constraints, in particular $R^T R = 1$, before the calculation of the brackets. Doing this in Eqs. (207) and (209) we get

$$H_0 = \frac{1}{2} I_{ij}^{-1} M_i M_j; \quad (215)$$

$$\{R_{ij}, R_{ab}\}_D = 0, \quad \{M_i, M_j\}_D = -\epsilon_{ijk} M_k, \quad \{M_i, R_{jk}\}_D = -\epsilon_{ikm} R_{jm}. \quad (216)$$

The Euler-Poisson equations are now obtained according to the rule: $\dot{z} = \{z, H_0\}$. Denoting the lines of the matrix R_{ij} by \mathbf{a} , \mathbf{b} and \mathbf{c} , the last bracket read: $\{M_i, a_j\}_D = -\epsilon_{ijk} a_k$, $\{M_i, b_j\}_D = -\epsilon_{ijk} b_k$, $\{M_i, c_j\}_D = -\epsilon_{ijk} c_k$. Therefore the Poisson structure of a rigid body can be identified with semidirect sum of the algebra $\bar{s}o(3)$ with three translation algebras. The constraint's functions $R^T R - \mathbf{1}$ and P_{ij} are Casimir functions of the Dirac bracket (216).

The brackets (216) were suggested by Chetaev [19] as the possible Poisson structure corresponding to the Euler-Poisson equations. We demonstrated, that they can be obtained using the formalism of constrained systems, and are the Dirac brackets that take into account twelve second-class constraints presented in the theory (59).

XIV. CONCLUSION.

We have described the theory of a free rigid body using the variational problem (12) as the sole starting point. Having accepted the expression (12), we no longer need any additional postulates or assumptions about the behavior of the rigid body. As shown above, all the basic quantities and characteristics of a rigid body (center of mass, translational and rotational degrees of freedom, mass matrix and tensor of inertia, angular velocity, and so on), as well as the equations of motion and integrals of motion, are obtained from the variational problem by direct and unequivocal calculations within the framework of standard methods of classical mechanics.

From the variational problem we deduced three equivalent system of equations, which can be used to describe the time evolution of rotational degrees of freedom of a free rigid body. All the equations are written in the center-of-mass coordinate system. They are:

1. The second-order Lagrangian equations (65) for the rotational degrees of freedom $R_{ij}(t)$.
2. The first-order Hamiltonian equations (79)-(81) for the phase space degrees of freedom $R_{ij}(t)$ and $\Omega_i(t)$.
3. The first-order equations (101) and (100) for $R_{ij}(t)$ (which involve three integration constants m_i). They were obtained from the Hamiltonian equations of Item 2 excluding Ω_i with use of the law of preservation of angular momentum of the body. Being rewritten for the Euler angles, they imply Eqs. (128)-(130).

Using our formalism, we revisited two cases of integrability of a free rigid body. The solution (137) to the equations of asymmetric body has been found in analytic form without use of Euler angles, while for the free Lagrange top we obtained the answer in quadratures, see (155)-(157).

In conclusion, we list some noticed in this work features, that are not taken into account in standard textbooks when formulating the laws of motion of a rigid body.

A. By construction of the variables R_{ij} (see Eq. (30)), their equations of motion should be supplemented by the universal initial condition $R_{ij}(0) = \delta_{ij}$, that is we are interested only in the trajectories which pass through unit element of $SO(3)$. Only these solutions correspond to the movements of a rigid body. When we work with a rigid body in terms of Euler angles, this implies that $\theta(t) \rightarrow 0$ as $t \rightarrow 0$.

B. According to Eq. (69), the initial conditions for angular velocity are fixed by the conserved angular momentum.

C. According to Eq. (70), the rotational energy of a rigid body does not represent an independent integral of motion.

D. For the convenience of calculations, all three systems of equations are written with a diagonal inertia tensor. This implies certain restrictions on the range of applicability of these equations: $\mathbf{R}_i(0) = \mathbf{b}_i(0) = \mathbf{e}_i$. That is, at the initial moment of time, the body fixed basis and the axes of inertia coincide with the basis vectors of the Laboratory. For the case of asymmetric body ($I_1 \neq I_2 \neq I_3$) this implies, in particular, that we cannot perform the rotation of the Laboratory system in order to simplify the equations of motion.

Acknowledgments

The work has been supported by the Brazilian foundation CNPq (Conselho Nacional de Desenvolvimento Científico e Tecnológico - Brasil).

XV. APPENDIX.

In the Lagrangian

$$L = \frac{1}{2} g_{ij} \dot{R}_{ki} \dot{R}_{kj} - \frac{1}{2} \lambda_{ij} [R_{ki} R_{kj} - \delta_{ij}], \quad (217)$$

the matrix R_{ij} is an arbitrary matrix (not orthogonal). Due to this, the equivalence of this theory with (201) is not obvious, and requires confirmation. Writting (217) in terms of $M_i(R, \dot{R}) = -\frac{1}{2} I_{ik} \epsilon_{knm} (R^T \dot{R})_{nm}$ we get

$$L = \frac{1}{2} I_{ij}^{-1} M_i M_j - \frac{1}{2} \lambda_{ij} [(R^T R)_{ij} - \delta_{ij}] - \frac{1}{2} G_{ij}(R, \dot{R}) [(R^T R)_{ij}^{-1} - \delta_{ij}], \quad (218)$$

where $G_{ij} \equiv \hat{\Omega}_{ia} g_{ab} \hat{\Omega}_{bj}$. This theory is equivalent to

$$L_1 = \frac{1}{2} I_{ij}^{-1} M_i M_j - \frac{1}{2} [\lambda_{ij} + G_{ij}] [R_{ki} R_{kj} - \delta_{ij}], \quad (219)$$

this can be easily verified by comparing their equations of motion. Now, consider the theory (201):

$$L_2 = \frac{1}{2} I_{ij}^{-1} M_i M_j - \frac{1}{2} \lambda'_{ij} [R_{ki} R_{kj} - \delta_{ij}], \quad (220)$$

and compare the equations of motion of L_1 and L_2 . For L_2 they have the structure

$$D_{ij}(\ddot{R}, \dot{R}, R) + \lambda'_{ik} R_{kj}, \quad R^R R = 1, \quad (221)$$

while for L_1 we get

$$D_{ij}(\ddot{R}, \dot{R}, R) + [\lambda_{ik} + G_{ik}] R_{kj}, \quad R^R R = 1, \quad (222)$$

with the same D_{ij} . If $R_0(t)$, $\lambda'_0(t)$ is a solution to (221), then $R_0(t)$, $\lambda_0(t) = \lambda'_0(t) - G(\dot{R}_0, R_0)$ is a solution to (222). Conversely, if $R_0(t)$, $\lambda_0(t)$ is a solution to (222), then $R_0(t)$, $\lambda'_0(t) = \lambda_0(t) + G(\dot{R}_0, R_0)$ is a solution to (221). The theories (217) and (220) have the same solutions for the physical variables $R_{ij}(t)$, and henceforth are equivalent.

- [1] L. Euler, *Theoria Motus Corporum Solidorum seu Rigidorum*, (1765), (see English translation by Ian Bruce: <http://www.17centurymaths.com/contents/mechanica3.html>).
- [2] J. L. Lagrange, *Mécanique analytique*, (Paris: Widow Desaint, 1788).
- [3] S. D. Poisson, *A treatise of mechanics*, V. 2 (London: Longman and Co., 1842).
- [4] E. T. Whittaker, *A treatise on the analytical dynamics of particles and rigid bodies*, (Cambridge: at the University press, 1917).
- [5] W. D. MacMillan, *Dynamics of rigid bodies*, (Dover Publications Inc., New-York, 1936).
- [6] E. Leimanis, *The general problem of the motion of coupled rigid bodies about a fixed point*, (Springer-Verlag, 1965).
- [7] L. D. Landau and E. M. Lifshitz, *Mechanics*, Volume 1, third edition, (Elsevier, 1976).
- [8] H. Goldstein, C. Poole and J. Safko, *Classical mechanics*, Third edition, (Addison Wesley, 2000)
- [9] V. I. Arnold, *Mathematical methods of classical mechanics*, 2nd edn. (Springer, New York, NY, 1989).
- [10] V. I. Arnold, V. V. Kozlov and A. I. Neishtadt, *Mathematical aspects of classical and celestial mechanics*, in: V. I. Arnold, *Dynamical systems III*, (Springer-Verlag, 1999).
- [11] W. Greiner, *Classical mechanics*, (Springer-Verlag New York Inc. 2003).
- [12] D. D. Holm,, J. E. Marsden and T. S. Ratiu, *The Euler-Poincare equations and semidirect products with applications to continuum theories*, arXiv:chao-dyn/9801015.
- [13] P. A. M. Dirac, Can. J. Math. **2**, 129 (1950); *Lectures on quantum mechanics* (Yeshiva University, New York, NY, 1964).
- [14] D. M. Gitman, I. V. Tyutin, *Quantization of fields with constraints* (Springer, Berlin, 1990).
- [15] A. A. Deriglazov, *Classical mechanics: Hamiltonian and Lagrangian formalism* (Springer, 2nd edition, 2017).
- [16] L. Poincot, *Theorie Nouvelle de la Rotation des Corps*, (Bachelier, Paris, 1834); English translation: <https://hdl.handle.net/2027/coo.31924021260447>.
- [17] A. A. Deriglazov, *Basic notions of Poisson and symplectic geometry in local coordinates, with applications to Hamiltonian systems*, Universe, **8** (2022), 536; arXiv:2210.09131.
- [18] E. Khastyan, S. Krivonos and A. Nersessian, *Euler top and freedom in supersymmetrization of one-dimensional mechanics*, Phys. Lett. **A 452** (2022) 128442; arXiv:2204.12975.
- [19] N. G. Chetaev, *On the equations of Poincare*, Prikl. Mat. i Mekh. **5** N 2 (1941), 253-262 (In Russian).