

Quantum Phase Transitions in periodically quenched systems

Á. Sáiz,¹ J. Khalouf-Rivera,^{1,2} J. M. Arias,^{3,4} P. Pérez-Fernández,^{1,4} and J. Casado-Pascual⁵

¹*Departamento de Física Aplicada III, Escuela Técnica Superior de Ingeniería, Universidad de Sevilla, Sevilla, Spain*

²*Departamento de Ciencias Integradas y Centro de Estudios Avanzados en Física,*

Matemática y Computación, Universidad de Huelva, 21071 Huelva, Spain

³*Departamento de Física Atómica, Molecular y Nuclear, Facultad de Física, Universidad de Sevilla, Apartado 1065, E-41080 Sevilla, Spain.*

⁴*Instituto Carlos I de Física Teórica y Computacional, Universidad de Granada, Fuentenueva s/n, 18071 Granada, Spain*

⁵*Física Teórica, Universidad de Sevilla, Apartado de Correos 1065, Sevilla 41080, Spain*

The concept of quantum phase transition (QPT) encompasses a variety of phenomena that occur in quantum systems exhibiting two (or more) possible symmetries. The transition from one symmetry to another is achieved by continuously varying a control parameter present in the time-independent Hamiltonian of the system. Here, an alternative approach that provides surprisingly identical results is proposed by using a time-periodic Hamiltonian that switches discontinuously between the various symmetries of the system. This approach opens new avenues to study QPTs using Floquet engineering.

Introduction.—Matter can exist in different structural states or phases that have different properties. The transitions between phases are characterized by rapid changes in the properties of the system. The study and characterization of phase transitions and critical phenomena is of great physical importance due, among other things, to the appearance of certain universal behaviors [1, 2]. Typically, the change from one phase to another is governed by a control parameter (temperature or other appropriate variable) and the phase transition is characterized by an order parameter that is zero in one phase and nonzero in the other. The way in which this change in the order parameter occurs makes it possible to classify the phase transitions [1, 2].

More recently, the phenomenon of phase transitions has been extended to the quantum regime, giving rise to the so-called quantum phase transitions (QPTs) [3–5]. For this, a physical system that can exhibit two different symmetries, \mathcal{S}_1 and \mathcal{S}_2 , is usually considered. These symmetries are represented by two Hamiltonians, H_1 and H_2 , respectively, that correspond to different structures and properties of the system. To study the transition from one of the symmetries to the other, a Hamiltonian of the form

$$H = \xi H_1 + (1 - \xi) H_2 \quad (1)$$

is considered, where ξ is a dimensionless parameter in the range $\xi \in [0, 1]$ that serves as a control parameter. For $\xi = 0$ and $\xi = 1$ the system exhibits the symmetries \mathcal{S}_2 and \mathcal{S}_1 , respectively, while for intermediate values of ξ the symmetry is not well-defined and there is a competition between both symmetry phases. Various quantities, both static and dynamic, have been used to study and characterize the phase transition that occurs when the control parameter ξ varies between 0 and 1. Specifically, it has been shown that certain properties of the ground state undergo abrupt changes for given intermediate crit-

ical values of ξ , giving rise to the so-called Ground-State Quantum Phase Transitions (GSQPTs) [6]. Excited-State Quantum Phase Transitions (ESQPTs) have also been reported, characterized by the appearance of divergences in the level density at certain excitation energy values (see, e.g., Ref. [7] and references therein). Obviously, these divergences appear in the thermodynamic limit, where the number of particles tends to infinity. However, for small systems with finite number of particles, precursors of these divergences can be observed.

In recent years, QPTs have been analyzed using time-periodic Hamiltonians and Floquet theory [8–14]. However, most of the works have focused on the study of a new phenomenon, called Floquet Dynamical Quantum Phase Transitions (FDQPTs), characterized by the appearance of recurrent nonanalytical behaviors of certain quantities over time. It is important to note that this phenomenon is different from the GSQPTs and ESQPTs mentioned above, which have been studied mainly using time-independent Hamiltonians. The question that naturally arises is whether GSQPTs and ESQPTs can also be analyzed using time-periodic Hamiltonians and Floquet theory. In this work, we show that the answer is yes, opening new avenues to study GSQPTs and ESQPTs using Floquet engineering.

Description of the model and Floquet theory.—Let us consider a system characterized by a time-periodic Hamiltonian with period T defined on $0 \leq t < T$ by

$$H(t) = \begin{cases} H_2 & \text{if } t \in [0, t_0) \\ H_1 & \text{if } t \in [t_0, T), \end{cases} \quad (2)$$

and extended periodically for all t (see Fig. 1). As in the traditional QPTs, H_1 and H_2 are time-independent Hamiltonians with symmetries \mathcal{S}_1 and \mathcal{S}_2 , respectively. The parameter t_0 (quench time) denotes the amount of time per period that the Hamiltonian remains with the symmetry \mathcal{S}_2 , and will be used as a control parameter.

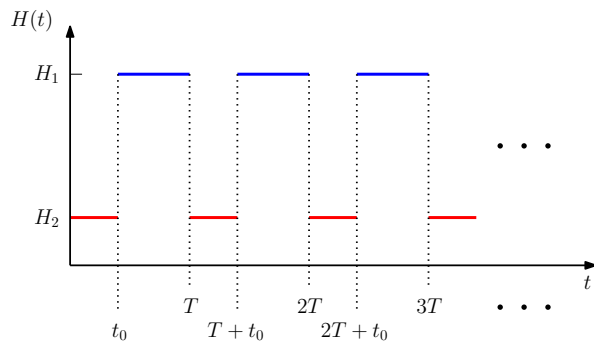


FIG. 1. Sketch of the time-periodic Hamiltonian in Eq. (2). The quench time t_0 can be varied and serves as a control parameter.

Obviously, for $t_0 = 0$ and $t_0 = T$ the Hamiltonian is time-independent and equals to H_1 and H_2 , respectively.

Note that in the present case, the Hamiltonian has a well-defined symmetry at all time instant, and the periodic transitions between symmetries \mathcal{S}_1 and \mathcal{S}_2 are discontinuous. By contrast, in the traditional QPTs the transition from \mathcal{S}_2 to \mathcal{S}_1 is continuous, since it is carried out by continuously varying the control parameter ξ from 0 to 1. Furthermore, the Hamiltonian in Eq. (1) only has a well-defined symmetry when the parameter ξ takes the endpoints 0 or 1. Despite these important differences, surprisingly, the time-periodic Hamiltonian in Eq. (2) shows a very similar behavior to that observed in the traditional QPTs [Eq. (1)], as is discussed below.

Due to the periodicity of the Hamiltonian in Eq. (2), Floquet theory [15] can be used to analyze the time evolution of the system. According to Floquet's theorem, the Schrödinger equation corresponding to the Hamiltonian (2) possesses a complete set of solutions of the form $|\Psi_j(t)\rangle = e^{-i\epsilon_j t/\hbar} |\Phi_j(t)\rangle$, with $j \in \{0, \dots, D-1\}$, D is the dimension of the state space. The kets $|\Phi_j(t)\rangle$ are T -periodic functions of time and are known as Floquet modes. The quantities ϵ_j are called quasienergies and can (and will) be taken to lie within the first Brillouin zone $[-\pi\hbar/T, \pi\hbar/T)$. Henceforth, we will assume that the quasienergies are labeled so that $\epsilon_{j+1} \geq \epsilon_j$.

The calculation of the Floquet modes $|\Phi_j(t)\rangle$ and the quasienergies ϵ_j requires only the knowledge of the time-evolution operator $U(t, 0)$ from $t = 0$ to $t \in [0, T]$. Since the Hamiltonian in Eq. (2) is piecewise time-independent, $U(t, 0)$ can be explicitly evaluated, yielding

$$U(t, 0) = \begin{cases} e^{-itH_2/\hbar} & \text{if } t \in [0, t_0) \\ e^{-i(t-t_0)H_1/\hbar} e^{-it_0H_2/\hbar} & \text{if } t \in [t_0, T]. \end{cases} \quad (3)$$

The first step to calculate $|\Phi_j(t)\rangle$ and ϵ_j is to obtain the eigenvectors and eigenvalues of the operator

$$U(T, 0) = e^{-i(T-t_0)H_1/\hbar} e^{-it_0H_2/\hbar}. \quad (4)$$

Since this operator is unitary, it possesses an orthonormal basis of eigenvectors. These eigenvectors provide the

Floquet modes at $t = 0$, i.e., the kets $|\Phi_j(0)\rangle$. If λ_j is the eigenvalue of $U(T, 0)$ associated with the eigenvector $|\Phi_j(0)\rangle$, the corresponding quasienergy is given by

$$\epsilon_j = i\hbar \log(\lambda_j)/T, \quad (5)$$

where \log denotes the principal value of the logarithm. Finally, the Floquet mode at any time t can be obtained extending periodically the function

$$|\Phi_j(t)\rangle = e^{it\epsilon_j/\hbar} U(t, 0) |\Phi_j(0)\rangle, \quad (6)$$

with $U(t, 0)$ given by Eq. (3).

It is worth mentioning that the quasienergy ϵ_j can be split into a dynamical and a geometrical contribution as $\epsilon_j = \bar{E}_j - \hbar\varphi_j/T$, where

$$\bar{E}_j = \frac{1}{T} \int_0^T dt \langle \Phi_j(t) | H(t) | \Phi_j(t) \rangle \quad (7)$$

is the mean energy, and

$$\varphi_j = i \int_0^T dt \langle \Phi_j(t) | \frac{d}{dt} | \Phi_j(t) \rangle \quad (8)$$

is the geometric phase of the Floquet mode. From Eqs. (3), (6), and (7), it is easy to see that the mean energy is given by

$$\begin{aligned} \bar{E}_j &= \frac{t_0}{T} \langle \Phi_j(0) | H_2 | \Phi_j(0) \rangle \\ &+ \frac{T-t_0}{T} \langle \Phi_j(0) | e^{it_0H_2/\hbar} H_1 e^{-it_0H_2/\hbar} | \Phi_j(0) \rangle. \end{aligned} \quad (9)$$

As will be seen below, the quantities ϵ_j , \bar{E}_j , and φ_j can be used to characterize the QPTs and ESQPTs described in this work.

Physical realization.—In order to realize the ideas discussed in the preceding text, we will use a simple two-level model: the Lipkin-Meshkov-Glick (LMG) model [16–18]. This model was originally proposed in the field of Nuclear Physics to validate many-body approximation methods and has subsequently been widely used in many different areas. In the field of phase transitions, the standard LMG Hamiltonian can be understood as a one-dimensional N -site spin-1/2 lattice with infinite interaction range [19, 20]. The Hamiltonian can be written as Eq. (1) with

$$H_1 = -\frac{\mathcal{S}_x^2}{S^2} \quad \text{and} \quad H_2 = \frac{\mathcal{S}_z}{2S}, \quad (10)$$

where $\hbar = 1$ is assumed and collective spin operators $\mathcal{S}_\beta = \sum_{i=1}^N s_{i,\beta}$, for $\beta = x, y, z$, are introduced. Constant contributions to the Hamiltonian have been dropped. In this scheme, $S = N/2$ is the maximum collective spin. Concerning symmetries, the LMG Hamiltonian presents a $u(2)$ algebraic structure and possesses two dynamical symmetries: $u(2) \supset u(1)$ and $u(2) \supset so(2)$ [21]. The symmetries $u(1)$ and $so(2)$ play, respectively, the role of \mathcal{S}_2

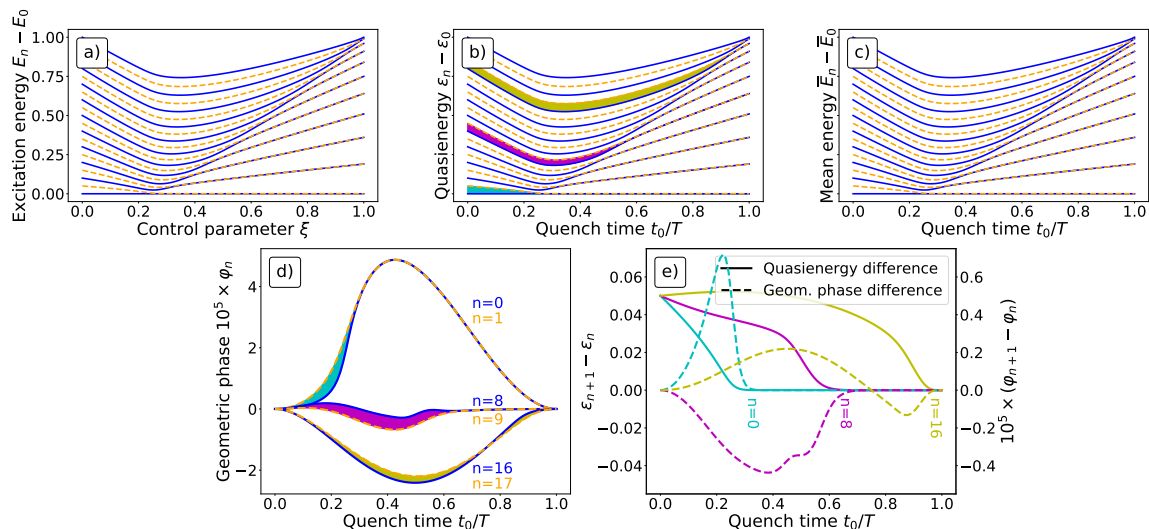


FIG. 2. Panel a) shows the dependence of the excitation energies $E_n - E_0$ on the control parameter ξ for the time-independent Hamiltonian in Eq. (1), with H_1 and H_2 given by the LMG model in Eq. (10). The solid blue lines correspond to even n and the dashed orange lines to odd n . Panels b), c), d), and e) refer to the time-periodic Hamiltonian in Eq. (2), with H_1 and H_2 given by Eq. (10). Panels b) and c) depict, respectively, the differences of quasienergies, $\epsilon_n - \epsilon_0$, [calculated using Eq. (5)] and of mean energies, $\bar{E}_n - \bar{E}_0$, [calculated using Eq. (9)] as a function of the dimensionless quench time t_0/T , with the same line code as in panel a). Panel d) shows the geometric phases of the Floquet modes $n = 0, 1, 8, 9, 16$, and 17 as a function of t_0/T . Panel e) depicts the differences $\epsilon_{n+1} - \epsilon_n$ (solid lines and left ordinate axis) and $\varphi_{n+1} - \varphi_n$ (dashed lines and right ordinate axis) as a function of t_0/T for $n = 0, 8$, and 16 . These differences are highlighted in panels b) and d). In all panels $N = 20$.

and \mathcal{S}_1 in our formalism, and are realized by the Hamiltonians H_2 and H_1 in Eq. (10), respectively. Each of these symmetries is linked to a different structure (phase) of the system.

With the purpose of applying Floquet machinery to the LMG model, the Hamiltonian in Eq. (2) is considered, with H_1 and H_2 given by Eq. (10). Under this theoretical framework, the evolution operator $U(T, 0)$ in Eq. (4), the Floquet modes in Eq. (6), the geometric phase of the Floquet modes in Eq. (8), and the mean energy of the Floquet modes in Eq. (9) can be obtained by analytical expressions. The only numerical task is the diagonalization of the evolution operator $U(T, 0)$.

Results.—The GSQPT and ESQPT appearing in the LMG model have been studied previously by varying the control parameter ξ in Eq. (1) (see Ref. [7] and references therein). This is depicted in Fig. 2.a), where the excitation energies $E_n - E_0$ of the time-independent LMG Hamiltonian in Eqs. (1) and (10) are plotted with solid blue lines (even n) and dashed orange lines (odd n) as a function of the control parameter ξ , which is varied continuously from $\xi = 0$ [symmetry $u(1)$] to $\xi = 1$ [symmetry $so(2)$]. Two phases are clear: in one [harmonic $u(1)$ symmetry limit] the excitation energies are non-degenerated and equally spaced, while in the other [$so(2)$ symmetry limit] they are degenerated in pairs. For the GSQPT the transition is at $\xi = 0.2$ in the large- N limit [22, 23]. The calculations presented here are for $S = N/2 = 10$, thus finite- N effects are important. In addition, for the bro-

ken symmetry phase a separatrix line of higher density of states is clearly observed, which marks the ESQPT. Different observables have been used to characterize both GSQPT and ESQPT always for the time-independent LMG model [24].

In order to determine if the GSQPT and ESQPT can also be identified using Floquet theory with the quench time t_0 as the control parameter, the time-periodic LMG Hamiltonian defined by Eqs. (2) and (10) is now considered. In this case, instead of the energies E_n , the Floquet quasienergies, ϵ_n , and the mean energies of the Floquet modes, \bar{E}_n , have been computed using Eqs. (5) and (9), respectively. The results for the differences $\epsilon_n - \epsilon_0$ and $\bar{E}_n - \bar{E}_0$ as a function of the dimensionless quench time t_0/T are depicted in Figs. 2.b) and 2.c), respectively, with the same line code as in Fig. 2.a). Remarkably, Figs. 2.b) and 2.c) are almost indistinguishable from Fig. 2.a), showing that almost the same information about the GSQPT and ESQPT is obtained for the time-periodic system as for the time-independent Hamiltonian. Although the values for the quasienergies and the mean energies shown in Figs. 2.b) and 2.c) are very similar to each other, they are not identical. To confirm this, the dependence on t_0/T of the geometric phases of the Floquet modes, $\varphi_n = (\bar{E}_n - \epsilon_n)T/\hbar$, is depicted in Fig. 2.d). For the sake of clarity only the modes $n = 0, 1, 8, 9, 16$, and 17 have been plotted. As can be seen, although the geometric phases of the Floquet modes are zero for $t_0 = 0$ and $t_0 = T$, they are generally

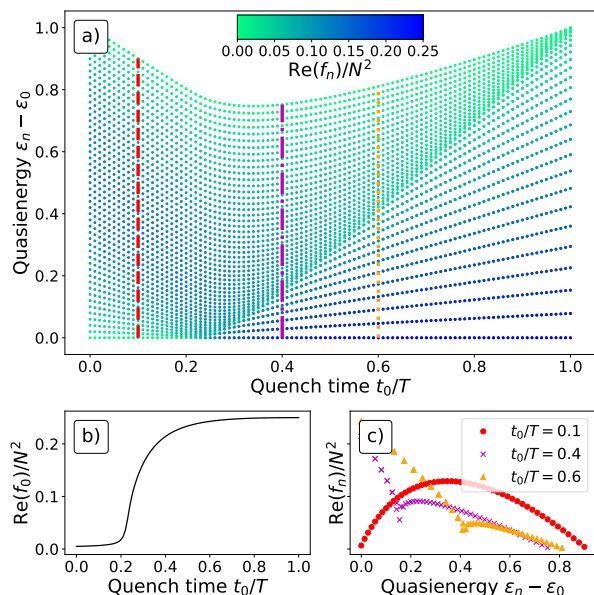


FIG. 3. Panel a) shows the same as Fig. 2.b) but for $N = 50$ and using a color scale to indicate the value of the real part of the two-time correlator in Eq. (11). Panel b) shows the real part of this two-time correlator as a function of the dimensionless quench time t_0/T for the Floquet mode with the lowest quasienergy in the first Brillouin zone. Panel c) shows the real part of this two-time correlator as a function of the quasi-energies $\epsilon_n - \epsilon_0$ for fixed quench times $t_0/T = 0.1$ (red dots), $t_0/T = 0.4$ (violet crosses), and $t_0/T = 0.6$ (orange triangles). These values of the quench time are highlighted in panel a) with vertical red dashed, violet dot-dashed, and orange dotted lines, respectively.

nonzero for intermediate values of t_0 . Interestingly, the geometric phases of the Floquet modes become degenerate in pairs at approximately the same values of t_0 as the quasienergies, following the values along the separatrix line in Fig. 2.b). This is shown even more clearly in Fig. 2.e), where the differences $\epsilon_{n+1} - \epsilon_n$ (solid lines and left ordinate axis) and $\varphi_{n+1} - \varphi_n$ (dashed lines and right ordinate axis) are plotted versus the dimensionless quench time t_0/T for $n = 0, 8$, and 16.

From the above results, it seems clear that the information about the QPT contained in the time-independent Hamiltonian in Eq. (1) is retained by the time-periodic Hamiltonian in Eq. (2) and reflected in the quasienergies, the mean energies, and the geometric phases of the Floquet modes. The question then arises whether it is possible to find an order parameter for the GSQPT and a good marker for the ESQPT. To this end, here we propose the real part of the two-time correlator defined as

$$f_j = \langle \Phi_j(0) | \mathcal{S}_x(T) \mathcal{S}_x(0) | \Phi_j(0) \rangle, \quad (11)$$

where $\mathcal{S}_x(t)$ corresponds to the operator \mathcal{S}_x expressed in the Heisenberg picture.

In Fig. 3, the time-periodic LMG Hamiltonian defined

by Eqs. (2) and (10) is again considered but now for $N = 50$. The dependence of the quasienergy differences $\epsilon_n - \epsilon_0$ on the dimensionless quench time t_0/T is depicted in Fig. 3.a) with a color scale that indicates the value of the real part of the two-time correlator in Eq. (11). In particular, for the Floquet mode corresponding to the lowest quasienergy in the first Brillouin zone [horizontal line at $\epsilon_n - \epsilon_0 = 0$ in Fig. 3.a)], the dependence of t_0/T of the real part of this correlator is depicted in Fig. 3.b). As can be seen, the quantity $\text{Re}(f_0)$ behaves as an order parameter, since it is zero in one phase and nonzero in the other, marking clearly the GSQPT around $t_0/T = 0.2$. The possibility of detecting the ESQPT using the quantity $\text{Re}(f_n)$ is explored in Fig. 3.c). For this purpose, three vertical lines are plotted in Fig. 3.a), which mark different quench times, specifically, $t_0/T = 0.1$ (dashed red line), 0.4 (dot-dashed violet line), and 0.6 (dotted orange line). The dependence of $\text{Re}(f_n)$ on the quasienergy difference $\epsilon_n - \epsilon_0$ along these three vertical lines is depicted in Fig. 3.c). For $t_0/T = 0.1$ (red dots), $\text{Re}(f_n)$ is a smooth function of $\epsilon_n - \epsilon_0$, which is consistent with the fact that for this quench time the system is at the same phase for any value $\epsilon_n - \epsilon_0$ [see Fig. 3.a)]. By contrast, for $t_0/T = 0.4$ (violet crosses) and $t_0/T = 0.6$ (orange triangles), abrupt changes are observed around $\epsilon_n - \epsilon_0 = 0.18$ and $\epsilon_n - \epsilon_0 = 0.42$, respectively, which are precisely the values at which the ESQPTs occur in Fig. 3.a). Therefore, we conclude that the real part of the two-time correlator in Eq. (11) can be used as a marker for both GSQPT and ESQPT, and provides relevant information on the phase diagram of the time-independent Hamiltonian in Eq. (1) using the time-periodic Hamiltonian in Eq. (2).

Conclusions.—In this work, QPTs in a time-independent system are proposed to be studied by using a time-periodic Hamiltonian. This Hamiltonian exhibits two different symmetries and periodically switches from one symmetry to the other. Using the LMG model and through simple calculations in the framework of Floquet theory (mostly analytical except for a matrix diagonalization), we show that the relevant information about the phase diagram of the time-independent system is retained by the time-periodic Hamiltonian. In particular, the GSQPT and ESQPT are clearly manifested on the quasienergies, mean energies, and geometric phases of the Floquet modes. Furthermore, the real part of the two-time correlator in Eq. (11) is shown to be a good marker not only for the GSQPT, but also for the ESQPT. Consequently, this type of time-dependent Hamiltonians with periodic quenches can be used to study and characterize the phase diagram and critical points of time-independent systems. This finding opens up new promising avenues for the use of Floquet machinery in the field of QPT.

This work was partially supported by the Consejo de Economía, Conocimiento, Empresas y

Universidad de la Junta de Andalucía (Spain) under Groups FQM-160, FQM-177 and under projects P20-00617, P20-01247 and US-1380840; also through the projects PID2019-104002GB-C21, PID2019-104002GB-C22, and PID2020-114687GB-I00 funded by MCIN/AEI/10.13039/50110001103 and “ERDF A way of making Europe”.

-
- [1] H. Stanley, *Introduction to phase transitions and critical phenomena*, International series of monographs on physics (Oxford University Press, 1987).
- [2] H. Nishimori and G. Ortiz, *Elements of phase transitions and critical phenomena* (Oxford University Press, 2010).
- [3] S. Sachdev, *Quantum phase transitions* (Cambridge University Press, Cambridge, 2011).
- [4] M. Vojta, Rep. Prog. Phys. **66**, 2069 (2003).
- [5] L. Carr, *Understanding quantum phase transitions*, Condensed Matter Physics (CRC Press, 2010).
- [6] The acronym QPT has traditionally been used to denote ground-state quantum phase transitions. In the present work, QPT refers to quantum phase transitions in general.
- [7] P. Cejnar, P. Stránský, M. Macek, and M. Kloc, J. Phys. A: Math. Theor. **54**, 133001 (2021).
- [8] V. M. Bastidas, P. Pérez-Fernández, M. Vogl, and T. Brandes, Phys. Rev. Lett. **112**, 140408 (2014).
- [9] V. M. Bastidas, G. Engelhardt, P. Pérez-Fernández, M. Vogl, and T. Brandes, Phys. Rev. A **90**, 063628 (2014).
- [10] M. Rodríguez-Vega, M. Vogl, and G. A. Fiete, Ann. Phys. **435**, 168434 (2021).
- [11] L. Zhou and Q. Du, J. Phys.: Condens. Matter **33**, 345403 (2021).
- [12] A. Deger, S. Roy, and A. Lazarides, Phys. Rev. Lett. **129**, 160601 (2022).
- [13] S. K. Zhao, Z.-Y. Ge, Z. Xiang, G. M. Xue, H. S. Yan, Z. T. Wang, Z. Wang, H. K. Xu, F. F. Su, Z. H. Yang, H. Zhang, Y.-R. Zhang, X.-Y. Guo, K. Xu, Y. Tian, H. F. Yu, D. N. Zheng, H. Fan, and S. P. Zhao, Phys. Rev. Lett. **129**, 160602 (2022).
- [14] M. Jangjan, L. E. F. Foa Torres, and M. V. Hosseini, Phys. Rev. B **106**, 224306 (2022).
- [15] M. Grifoni and P. Hänggi, Phys. Rep. **304**, 229 (1998).
- [16] H. Lipkin, N. Meshkov, and A. Glick, Nucl. Phys. **62**, 188 (1965).
- [17] N. Meshkov, A. Glick, and H. Lipkin, Nucl. Phys. **62**, 199 (1965).
- [18] A. Glick, H. Lipkin, and N. Meshkov, Nucl. Phys. **62**, 211 (1965).
- [19] P. Richerme, Z.-X. Gong, A. Lee, C. Senko, J. Smith, M. Foss-Feig, S. Michalakis, A. Gorshkov, and C. Monroe, Nature **511**, 198 (2014).
- [20] P. Jurcevic, B. P. Lanyon, P. Hauke, C. Hempel, P. Zoller, R. Blatt, and C. F. Roos, Nature **511**, 202 (2014).
- [21] A. Frank and P. V. Isacker, *Algebraic methods in molecular and nuclear structure physics* (John Wiley and Sons, New York, 1994).
- [22] S. Dusuel and J. Vidal, Phys. Rev. Lett. **93**, 237204 (2004).
- [23] E. Romera, M. Calixto, and O. Castaños, Phys. Scrip. **89**, 095103 (2014).
- [24] P. Ribeiro, J. Vidal, and R. Mosseri, Phys. Rev. E **78**, 021106 (2008).