

# Time series models on the simplex, with an application to dynamic modeling of relative abundance data in Ecology

Guillaume Franchi <sup>\*</sup>      Lionel Truquet <sup>†</sup>

February 2, 2023

## Abstract

Motivated by the dynamic modeling of relative abundance data in ecology, we introduce a general approach to model time series on the simplex. Our approach is based on a general construction of infinite memory models, called chains with complete connections. Simple conditions ensuring the existence of stationary paths are given for the transition kernel that defines the dynamic. We then study in details two specific examples with a Dirichlet and a multivariate logistic-normal conditional distribution. Inference methods can be based on either likelihood maximization or on some convex criteria that can be used to initialize likelihood optimization. We also give an interpretation of our models in term of additive perturbations on the simplex and relative risk ratios which are useful to analyze abundance data in ecosystems. An illustration concerning the evolution of the distribution of three species of Scandinavian birds is provided.

*2020 Mathematics Subject Classification:* Primary 62M10; secondary 60G10.

*Keywords and Phrases:* time series, observation-driven models, compositional data.

## 1 Introduction

Since the seminal work of [Aitchison \(1982\)](#), the study of compositional data has attracted a lot of efforts in the statistical literature. See in particular [Pawlowsky-Glahn and Buccianti \(2011\)](#) for an interesting historical and methodological overview about the development of this field. Compositional data are vectors taking values in the simplex of  $\mathbb{R}^d$ , i.e. vectors with non-negative coordinates that sum to one. This kind of data is encountered in many fields such as the analysis of microbiome ([Gloor et al. \(2017\)](#)), household expenditure surveys in economics ([Fry et al. \(2000\)](#)) or in ecology ([Jackson \(1997\)](#)). The analysis of compositional data requires some care, due to the sum constraint on each vector. As discussed in [Aitchison \(1994\)](#), standard multivariate techniques are then inadequate to model these data. Basically, there are too main approaches in the literature for dealing with such data.

---

<sup>\*</sup>CREST-ENSAI, UMR CNRS 9194, Campus de Ker-Lann, rue Blaise Pascal, BP 37203, 35172 Bruz cedex, France. *Email:* [guillaume.franchi@ensai.fr](mailto:guillaume.franchi@ensai.fr)

<sup>†</sup>CREST-ENSAI, UMR CNRS 9194, Campus de Ker-Lann, rue Blaise Pascal, BP 37203, 35172 Bruz cedex, France. *Email:* [lionel.truquet@ensai.fr](mailto:lionel.truquet@ensai.fr)

The first one is to use some specific probability distributions on the simplex, such as the Dirichlet distribution or the multivariate logistic-normal distribution. See in particular [Aitchison and Shen \(1980\)](#) for a discussion and a comparison between these two well-known examples. More general classes of probability distributions on the simplex can be found in [Aitchison \(1985\)](#) or in [Rayens and Srinivasan \(1994\)](#) among others.

The second one concerns data transformations. The most popular one is the log-ratio transformation for mapping data from the simplex to the Euclidean space with the same dimension. See [Aitchison \(1986\)](#) for a detailed discussion about the advantages of this approach. In particular, assuming that the log-ratio of a composition follows a Gaussian distribution yields to logistic-normal distribution for the original composition.

Time series analysis of compositional data is much less investigated. A natural approach is to fit VARMA models to log-ratio transformations. See for instance [Brunsdon and Smith \(1998\)](#). Though quite natural, applying VARMA models to transformed data is interesting to approximate conditional means of log-ratio. As explained in [Douma and Weedon \(2019\)](#) in the context of regression models for continuous proportions in Ecology, this approach can lead to a bias for forecasting original data due to Jensen's inequality, because the inverse log-ratio transformation is applied to the prediction of transformed data and is then suboptimal. Alternatively, a few references use the Dirichlet distribution for modeling the conditional distribution of the compositional time series. See for instance the stat-space model developed in [Grunwald et al. \(1993\)](#) or the Dirichlet ARMA model developed in [Zheng and Chen \(2017\)](#).

In this paper, we present a general approach to model time series of compositional data through a distributional approach on the simplex. Compared to existing methods, the regressors in our models are lag-values of the original composition without transformations. The advantages are three-folds.

Firstly, the mathematical construction is much easier to handle since lag-values of the compositions are bounded random variables. This allows us to consider a distributional approach on the simplex with models that are Markovian or not and with a rather complicated dependence structure. We will then get some important results for constructing some observation-driven models. Note that the same principle regarding the distributional assumption was applied in the static modeling case (see [Ferrari and Cribari-Neto \(2004\)](#) or [Hijazi and Jernigan \(2009\)](#) for example), with good or better results than the traditional approach (see [Douma and Weedon \(2019\)](#) for details).

Secondly, using multinomial type link functions in connections with the Dirichlet or the logistic normal distribution, we introduce some models for which the impact of a perturbation of one percentage-unit in one composition on the next compositions can be quantified using standard relative risk ratios as in the usual multinomial regression model. Though there exists in the literature some classical mathematical notions of perturbations methods in the simplex, as discussed in [Aitchison \(1982\)](#), the corresponding perturbations are not easy to interpret. Our interpretation is particularly useful for studying relative abundance data in Ecology when species are in competition.

Thirdly, for some versions of the Dirichlet autoregressive model we develop, we introduce a convex criterion for estimating the autoregressive parameters which leads to an optimization procedure that have an important numerical advantage with respect to the non-convex likelihood.

The paper is organized as follows. In [Section 2](#), we give some mathematical results concerning the construction of stationary paths for infinite memory dynamical systems defined with a one-point conditional distribution. Parsimonious models of the previous type, written in an observation-driven form are introduced in [Section 3](#), in particular a Dirichlet and a logistic-normal conditional model.

Parametric estimation procedures are detailed in Section 4. Numerical experiments and a real data application are provided in Section 5 and Section 6 respectively. A conclusion is given in Section 7 and proofs of some of our results are given in Section 8.

## 2 Construction of an ergodic process on the simplex

The aim of this section is to provide a generic approach to construct stationary time series models taking values on the simplex. We will first state an abstract result of independent interest and which can be used to construct general stationary processes taking values on the simplex but also on more general compact state spaces. These processes are defined from some one-point transition kernels and can be Markovian or not. We will then discuss how to construct these transition kernels from a parametric family of probability distributions on the simplex. Two particular examples, with the Dirichlet or log-normal distribution, are studied in details. Parsimonious GLM type models of the previous type are then discussed.

### 2.1 Chains with complete connections

In what follows, we consider some «one-point» transition kernels, possibly depending on infinitely many past values. These transition kernels are used to define the conditional distribution of the outcome, given the past observations. The corresponding stochastic processes, called chains with complete connections, are widely studied in the literature, at least for finite-state spaces. See for instance [Bressaud et al. \(1999\)](#), [Truquet \(2020\)](#) or [Chazottes et al. \(2020\)](#). We then first generalize a well-known result for getting stationarity and ergodicity conditions for these models when the state space is continuous. Our extension, which is particularly adapted to the case of compact state spaces, is almost straightforward. However, [Theorem 1](#) and its [Corollary 1](#) provide some guidelines for constructing general time series models on the simplex or other compact state spaces, and for sake of completeness, we provide a proof in the [Appendix](#) section.

Let us first introduce some basic notations that will be used throughout the paper.

The simplex  $\mathcal{S}_{d-1}$  of  $\mathbb{R}^d$  is defined by

$$\mathcal{S}_{d-1} = \left\{ (y_1, \dots, y_d) \in (\mathbb{R}_+^*)^d : \sum_{i=1}^d y_i = 1 \right\}. \quad (1)$$

In what follows, we set  $X = \mathcal{S}_{d-1}$  but  $X$  can be a more general compact subspace of an Euclidean space. For any sequence  $y = (y_t)_{t \in \mathbb{Z}}$  valued in a given set  $X$ , we will denote for all  $t \in \mathbb{Z}$ :

$$y_t^- := (y_t, y_{t-1}, y_{t-2}, \dots) = (y_{t-j})_{j \in \mathbb{N}} \in X^{\mathbb{N}}. \quad (2)$$

Finally, given two sequences  $y = (y_n)_{n \in \mathbb{N}}$  and  $z = (z_n)_{n \in \mathbb{N}}$  valued in  $X^{\mathbb{N}}$ , we denote for all integer  $m \geq 1$ :

$$y \stackrel{m}{=} z \iff \forall i \in \{0, \dots, m-1\}, y_i = z_i. \quad (3)$$

We assume that  $X$  is endowed with its Borel  $\sigma$ -field  $\mathbb{X} = \mathcal{B}(X)$  and a positive measure  $\xi$  on  $\mathbb{X}$ . Consider also a probability kernel  $P$  with source  $(X^{\mathbb{N}}, \mathbb{X}^{\otimes \mathbb{N}})$  and target  $(X, \mathbb{X})$ :

$$\begin{aligned} P : \quad X^{\mathbb{N}} \times \mathbb{X} &\longrightarrow [0; 1] \\ (y, A) &\longmapsto P(A \mid y) \end{aligned} \tag{4}$$

such that hypotheses **A1** and **A2** below are satisfied.

**A1** For all  $y \in X^{\mathbb{N}}$ , we have

$$P(\cdot \mid y) = p(\cdot \mid y) \cdot \xi \tag{5}$$

where  $p(\cdot \mid y)$  is a non-negative measurable function defined on  $X$ .

**A2** The application

$$\begin{aligned} (X^{\mathbb{N}} \times X, \mathbb{X}^{\otimes \mathbb{N}} \otimes \mathbb{X}) &\longrightarrow (\mathbb{R}_+, \mathcal{B}(\mathbb{R}_+)) \\ (y, x) &\longmapsto p(x \mid y) \end{aligned} \tag{6}$$

is measurable.

We remind that the distance in total variation  $d_{TV}$  can be defined for two probability measures  $\mu, \nu$  absolutely continuous with respect to reference measure  $\lambda$  (i.e.  $\mu = f \cdot \lambda$  and  $\nu = g \cdot \lambda$ , where  $f$  and  $g$  are non-negative measurable functions) by:

$$\begin{aligned} d_{TV}(\mu; \nu) &= \frac{1}{2} \int |f - g| d\lambda \\ &= \sup_{0 \leq h \leq 1} \left( \int h d\mu - \int h d\nu \right). \end{aligned} \tag{7}$$

Let us now define for all  $m \in \mathbb{N}$ :

$$b_m := \sup \left\{ d_{TV}(P(\cdot \mid y), P(\cdot \mid z)) : y \stackrel{m}{=} z \right\}. \tag{8}$$

When  $m = 0$ ,  $b_0$  has to be understood as a supremum over all the possible pairs of past sequences  $y, z \in X^{\mathbb{N}}$ .

For sake of completeness, we provide a detailed proof of the following result in the Appendix section.

**Theorem 1.** *Assume that  $b_0 < 1$  and  $\sum_{m \in \mathbb{N}} b_m < +\infty$ , then there exists a strictly stationary  $(Y_t)_{t \in \mathbb{Z}}$  valued in  $X$  such that*

$$\forall t \in \mathbb{Z}, \quad \forall G \in \mathbb{X} \quad \mathbb{P}(Y_t \in G \mid Y_{t-1}^- = y_{t-1}^-) = P(G \mid y_{t-1}^-). \tag{9}$$

Moreover, the distribution of the process  $(Y_t)_{t \in \mathbb{Z}}$  is unique. Additionally, the process  $(Y_t)_{t \in \mathbb{Z}}$  is ergodic.

**Note.** For Markovian time series, i.e.

$$P(G|y_{t-1}^-) = \tilde{P}(G|y_{t-1}, \dots, y_{t-p}),$$

for some positive integer  $p$  and a probability kernel  $\tilde{P}$  from  $(X^p, \mathcal{B}(X)^{\otimes p})$  to  $(X, \mathcal{B}(X))$ , it is only necessary to check the condition  $b_0 < 1$  to ensure the existence of a unique stationary solution. Indeed, we have  $b_m = 0$  for  $m \geq p + 1$  and the condition  $\sum_{m \in \mathbb{N}} b_m < \infty$  is automatically satisfied.

## 2.2 Construction of observation-driven models on the simplex

Theorem 1 does not provide a generic method for constructing some transition kernels satisfying the required regularity assumptions. In what follows, we consider a construction from a parametric family of probability distributions on  $X$ . Dynamic models can then be obtained by allowing the finite number of parameters of the density to depend on past observations. We then follow a general routine to obtain time series models with a specific conditional distribution. This kind of model is often called observation-driven, following the terminology of Cox et al. (1981). Many time series models are constructed from this idea. See for instance Doukhan and Kengne (2015) for Poisson autoregressive models with infinite memory, Robinson and Zaffaroni (2006) for ARCH( $\infty$ ) models or Fokianos and Truquet (2019) for autoregressive categorical time series models.

In what follows, we consider a Borel subset  $K$  of  $\mathbb{R}^k$  and  $\{\mu_\alpha\}_{\alpha \in K}$  be a family of probability distributions on  $(X, \mathbb{X})$  such that:

$$\forall \alpha \in F, \mu_\alpha = f_\alpha \cdot \xi \tag{10}$$

where  $f_\alpha$  is a measurable function defined on  $X$ . On the simplex, a natural reference measure  $\xi$  is defined by

$$\xi(dx_1, \dots, dx_d) = \mathbb{1}_{[0,1]}(x_d) \delta_{1 - \sum_{i=1}^{d-1} x_i}(dx_d) \lambda_{d-1}(dx_1, \dots, dx_{d-1}), \tag{11}$$

where  $\lambda_{d-1}$  denotes the Lebesgue measure on the unit cube  $[0, 1]^{d-1}$

We define the probability kernel:

$$\begin{aligned} P : X^{\mathbb{N}} \times \mathbb{X} &\longrightarrow [0; 1] \\ (y, G) &\longmapsto P(G | y) := \mu_{\alpha(y)}(G) \end{aligned} \tag{12}$$

where  $\alpha : X^{\mathbb{N}} \longrightarrow K$  is a fixed measurable function.

In what follows, we consider an arbitrary norm  $|\cdot|$  on  $\mathbb{R}^k$ . The corresponding operator norm on the space  $\mathcal{M}_k$  of square-matrices with real coefficients will be denoted in the same way. The following assumptions will be needed.

**H1** For any  $\xi (\{x \in X : \inf_{\alpha \in K} f_\alpha(x) > 0\}) > 0$ .

**H2** The following mapping is Lipschitz continuous.

$$\begin{aligned} \alpha &\longmapsto \mu_\alpha \\ (K, |\cdot|) &\longrightarrow (\mathcal{M}_1(\mathbb{X}), d_{TV}) \end{aligned} \tag{13}$$

**H3**  $\sum_{m \geq 0} \sup \left\{ |\alpha(u) - \alpha(v)| : u \stackrel{m}{\equiv} v \right\} < +\infty$ .

The following result can be used to construct Markov or non-Markov time series models on the simplex that satisfy the required regularity conditions given in Theorem 1. Note that the condition  $b_0 < 1$  follows directly from **H1**, since we have the equality

$$d_{TV}(\mu_\alpha, \mu_{\alpha'}) = 1 - \int \min(f_\alpha(x), f_{\alpha'}(x)) \xi(dx).$$

Assumptions **H2-H3** automatically imply the condition  $\sum_{m \in \mathbb{N}} b_m < \infty$  and the proof of the following corollary is straightforward.

**Corollary 1.** *1. Suppose that Assumptions **H1-H3** hold true. There then exists a strictly stationary process  $(Y_t)_{t \in \mathbb{Z}}$  valued in  $X$  such that:*

$$\forall t \in \mathbb{Z}, \mathbb{P}(Y_t \in G \mid Y_{t-1}^- = y_{t-1}^-) = P(G \mid y_{t-1}^-). \quad (14)$$

*Moreover, the distribution of the process  $(Y_t)_{t \in \mathbb{Z}}$  is unique and the process  $(Y_t)_{t \in \mathbb{Z}}$  is ergodic.*

*2. Suppose that  $\alpha$  only depend on a finite number of variables, i.e.  $\alpha(y) = \tilde{\alpha}(y_0, \dots, y_{p-1})$  for  $y \in X^{\mathbb{N}}$ . Then if Assumption **H1** holds true, there exists a strictly stationary process  $(Y_t)_{t \in \mathbb{Z}}$  valued in  $X$  such that:*

$$\forall t \in \mathbb{Z}, \mathbb{P}(Y_t \in G \mid Y_{t-1}^- = y_{t-1}^-) = P(G \mid y_{t-1}^-). \quad (15)$$

*Moreover, the distribution of the process  $(Y_t)_{t \in \mathbb{Z}}$  is unique and the process  $(Y_t)_{t \in \mathbb{Z}}$  is ergodic.*

**Note.** The second point of Corollary 1 concerns Markov processes and only involves Assumption **H1** which is a standard Doeblin type condition that is often used for getting ergodic properties of Markov chains models with compact state spaces.

We now give some specific result for some parsimonious models of the previous type by allowing the random parameter  $\alpha_t$  to only depend on  $Y_{t-1}$  and on its lagged value  $\alpha_{t-1}$ . Using parsimonious versions of this type is very classical in the time series literature. It has been used for instance by [Bollerslev \(1986\)](#) for conditionally heteroscedastic time series, [Fokianos et al. \(2009\)](#) for autoregressive count time series or [Moysiadis and Fokianos \(2014\)](#) for categorical time series. When the density  $f_\alpha$  defined above corresponds to the Dirichlet distribution, [Zheng and Chen \(2017\)](#) also considered models of this type. A discussion and a comparison between our models and that of [Zheng and Chen \(2017\)](#) will be given in Section 3.1.

For two Borel subsets  $K, K'$  of  $\mathbb{R}^k$ , let  $g : K \rightarrow K'$  be a one-to-one continuous mapping such that  $g^{-1}$  is Lipschitz on any compact subset of  $K'$ . Let also  $h : X \rightarrow \mathbb{R}^k$  be a measurable and bounded mapping. We are going to study the existence of a stationary solution  $((Y_t, \alpha_t))_{t \in \mathbb{Z}}$  for the system

$$g(\alpha_t) = F + Dh(Y_{t-1}) + Eg(\alpha_{t-1}), \quad P(G \mid Y_{t-1}^-) = \mu_{\alpha_t}(G). \quad (16)$$

where  $F \in \mathbb{R}^k$ ,  $D, E$  are square-matrices of size  $k$  and  $(\alpha_t)_{t \in \mathbb{Z}}$  is a stationary process taking values in  $K$ .

In what follows, for any square matrix  $B$  with real coefficients, we denote by  $\rho(B)$  the spectral radius of  $B$ . Moreover, for any subset  $A$  of  $\mathbb{R}^k$ , we denote its closure by  $\bar{A}$ .

**Proposition 1.** *Suppose that  $\rho(E) < 1$  and set for  $y \in X^{\mathbb{N}}$ ,*

$$\zeta(y) = (I - E)^{-1}F + \sum_{j \geq 1} E^{j-1} Dh(y_{j-1}).$$

*Suppose that  $\overline{\text{Range}(\zeta)} \subset K'$  and that Assumptions **H1-H2** hold true.*

*There then exists a stationary process  $((Y_t, \alpha_t))_{t \in \mathbb{Z}}$  solution of (16). The distribution of such a process is unique and the process is ergodic. Moreover, we have the representation*

$$\alpha(Y_{t-1}^-) := \alpha_t = g^{-1} \circ \zeta(Y_{t-1}^-).$$

### 3 Two examples for relative abundance in Ecology

In this section, we provide two examples of models with some parametric specifications which are interesting for the modeling of ecological data. Let us point out that the general construction discussed in the previous section and the models introduced below can be applied to any time series of compositional data. In particular, we keep the notations of Subsection 2.2.

#### 3.1 Dirichlet model

In this part for a vector of positive parameters  $\alpha = (\alpha_1, \dots, \alpha_d)$ , we denote by  $f_\alpha$  the density of the Dirichlet distribution with respect to the dominating measure  $\xi$  defined in (11), that is

$$f_\alpha(x) = \frac{\prod_{i=1}^d \Gamma(\alpha_i)}{\Gamma(\sum_{i=1}^d \alpha_i)} \prod_{i=1}^d x_i^{\alpha_i-1}, \quad x \in [0, 1]^d,$$

where the gamma function is defined by

$$\Gamma(z) = \int_0^\infty x^{z-1} \exp(-x) dx.$$

Here, we are interested on a dynamic modeling of parameters

$$\phi = \sum_{i=1}^d \alpha_i, \quad \lambda_i = \alpha_i / \phi, \quad 1 \leq i \leq d.$$

The vector  $\lambda$  is the mean of the distribution while  $\phi$  is interpreted as a scale parameter. Decomposing the parameters in this way is classical. See in particular Douma and Weedon (2019) for regression models with a conditional Dirichlet distribution and Gorgi and Koopman (2021) for Beta autoregressive processes (which corresponds to the case  $d = 2$ ). In what follows, we set for  $y \in \mathcal{S}_{d-1}$ ,  $h_1(y) = (y_1, \dots, y_{d-1})'$  and  $h_2(y) = -\sum_{i=1}^d y_i \log(y_i)$ . We are interested here in defining stationary processes  $(Y_t)_{t \in \mathbb{Z}}$  solutions of (12)

$$\mathbb{P}(Y_t \in G | Y_{t-1}^-) = \mu_{\alpha_t}(G),$$

with  $\alpha_t = (\lambda_t, \phi_t)$  and

$$\begin{aligned}\lambda_{i,t} &= \frac{\exp(\mu_{i,t})}{1 + \sum_{j=1}^{d-1} \exp(\mu_{j,t})}, \quad 1 \leq i \leq d-1 \\ \mu_t &= (\mu_{1,t}, \dots, \mu_{d-1,t})' = A_0 + \sum_{k \geq 1} A_k h_1(Y_{t-k}), \\ \phi_t &= \exp\left(a_0 + \sum_{k \geq 1} a_k h_2(Y_{t-k})\right),\end{aligned}\tag{17}$$

for some  $A_0 \in \mathbb{R}^{d-1}$ ,  $A_k \in \mathcal{M}_{d-1}$ ,  $a_0, a_k \in \mathbb{R}$  for any  $k \geq 1$ .

## Notes

1. Observe that the model defined above uses a reference coordinate, the coordinate  $d$ . Using a reference coordinate is unavoidable in our context since  $Y_t$  and  $\lambda_t$ , which represents the conditional mean  $\mathbb{E}(Y_t | Y_{t-1}^-)$ , have components summing to one. Hence we adopt an approach which is similar to logistic/multinomial regression models. For autoregressive categorical time series, the same approach has been used by [Fokianos and Truquet \(2019\)](#). See also [Moysiadis and Fokianos \(2014\)](#). In the context of Ecology,  $d$  will play the role of a reference species.
2. The Dirichlet distribution is a classical probability distribution on the simplex. It has often been criticized due the extremal independence it imposes on the compositions. See in particular [Aitchison \(1985\)](#). On the other hand, one nice property of this distribution is that its margins follow beta distributions. In the context of Ecology, it has been suggested in [Marquet et al. \(2017\)](#) that the relative abundance of a given species in large ecosystems are often compatible with a beta distribution.
3. Note that in the expression of  $\lambda_t$ , untransformed lag-values of  $Y_t$  are included. This important point will enable us to interpret the model in term of relative risk ratios involving the conditional mean process. See Section 3.2 for details. In contrast, the scale parameter  $\phi_t$  is defined from the lag-values  $h_2(Y_{t-j})$ ,  $j \geq 1$ , which represent the Shannon entropy of  $Y_{t-j}$  which is seen here as a random probability distribution. This specification is related to applications in Ecology. For a species abundance  $y \in \mathcal{S}_{d-1}$ ,  $h_2(y)$  is a good indicator of the diversity in the ecosystem. The higher this quantity will be, the more diversity we will have in the ecosystem.

We have the following result.

**Proposition 2.** *Suppose that*

$$\sum_{k \geq 1} k(|a_k| + |A_k|) < \infty$$

*in (17). Then there exists a stationary process  $(Y_t)_{t \in \mathbb{Z}}$  solution of (12) and (17). The distribution of such a process is unique and the process is ergodic.*



We now give a specific result for observation driven models as a specific case of (17). The following model specification will be studied.

$$\begin{aligned}\lambda_{i,t} &= \frac{\exp(\mu_{i,t})}{1 + \sum_{j=1}^{d-1} \exp(\mu_{j,t})}, \quad 1 \leq i \leq d-1 \\ \mu_t &= (\mu_{1,t}, \dots, \mu_{d-1,t})' = C + Ah_1(Y_{t-1}) + B\mu_{t-1}, \\ \log \phi_t &= c + ah_2(Y_{t-1}) + b \log \phi_{t-1},\end{aligned}\tag{18}$$

where  $A, B \in \mathcal{M}_{d-1}$ ,  $C \in \mathbb{R}^{d-1}$  and  $(a, b, c) \in \mathbb{R}^3$ . Related to the general formulation given in Subsection 2.2, we set  $k = d$  and define the one-to-one mapping  $g : (\mathbb{R}_+^*)^k \rightarrow \mathbb{R}^k$  by

$$g(\alpha) = (\text{alr}(\lambda), \log(\phi))',$$

where the additive log-ratio transformation, denoted  $\text{alr}$ , is the bijective application defined by:

$$\begin{aligned}\text{alr} : \mathcal{S}_{d-1} &\longrightarrow \mathbb{R}^{d-1} \\ \lambda &\longmapsto \left( \log\left(\frac{\lambda_1}{\lambda_d}\right), \dots, \log\left(\frac{\lambda_{d-1}}{\lambda_d}\right) \right).\end{aligned}\tag{19}$$

We will restrict  $g$  to a compact subset of the form  $K_r = \{\alpha \in (\mathbb{R}_+^*)^d : 1/r \leq \alpha_i \leq r, \quad 1 \leq i \leq d\}$  for some  $r > 1$  that will be precised below and we set  $K'_r = g(K_r)$ . Note that  $g(\alpha_t) = (\mu'_t, \log(\phi_t))'$ . For the discussion given below we define  $g_1(\alpha) = \text{alr}(\lambda)'$  and  $g_2(\alpha) = \log(\phi)$ .

We then get the following result about existence of stationary solutions.

**Proposition 3.** *Suppose that  $\max(|b|, \rho(B)) < 1$ . There then exists  $r > 1$  such that the restriction  $g$  to  $K = K_r$  is one-to-one continuous mapping from  $K$  to  $K' = g(K)$  and with a Lipschitz continuous inverse. Additionally there exists a stationary process  $((Y_t, \alpha_t))_{t \in \mathbb{Z}}$  solution of (12) and (18). The distribution of such a process is unique and the process is ergodic.*

**Note.** Let us compare our model specification with that of Zheng and Chen (2017), a reference in which a similar dynamic is defined for the conditional mean process  $(\lambda_t)_{t \in \mathbb{Z}}$ . In Zheng and Chen (2017), the authors are interested by a construction of an ARMA dynamic. The function  $h_1$  is given by the  $\text{alr}$  function whereas our formulation only includes the  $d - 1$  first untransformed coordinates of  $y$ . Additionally, their function  $g_1$  is defined as the digamma function in order to get  $\mathbb{E}(h_1(Y_t) | Y_{t-1}^-) = g_1(\alpha_t)$ , which is required to define an ARMA type dynamics. In contrast, our function  $g_1$  is simply given by the  $\text{alr}$  function. But our focus here is different since we stated our model to interpret the parameters with relative risks ratio in the spirit of the multinomial regression, as discussed in Subsection 3.2. The use of untransformed lag values of  $Y_t$  and the  $\text{alr}$  function in the  $g$  function is crucial for this. We then believe that the two models are complementary. The ARMA type Dirichlet model is interesting for a prediction purpose. On the other hand, the Dirichlet model we propose is more interesting for interpretability of fitted parameters which is the most important point to get for many time series in Ecology for which the sample size is relatively small.

Note also that the probabilistic techniques used to define stationary models are rather different. In Zheng and Chen (2017), Markov chains techniques are used. In contrast, our construction of observation-driven models is a particular case of the general infinite memory model (17). One advantage of our approach is to be able to define autoregressive processes with a stronger dependence

with respect to past values. For instance, in (17), one can take  $A_j(\ell, \ell')$  of the form  $L(\ell, \ell') \cdot j^{-\kappa(\ell, \ell')}$  with  $\kappa(\ell, \ell') > 2$  for  $1 \leq \ell, \ell' \leq d-1$ , whereas the observation-driven model (18) coincides with (17) for  $A_j = B^{j-1}A$  which automatically means that the parameters are restricted to have a geometric decay. Note that the number of parameters is exactly the same for both models (matrices  $(L, \kappa)$  vs matrices  $(A, B)$ ). On another hand, the main drawback of our approach is that the link functions  $h$  in (17) have to be bounded and we cannot deal with the models given in Zheng and Chen (2017). The main reason is that chains with complete connections have nice properties when the transition kernels remain bounded from below or at least for which the coefficients  $b_m$  in (8) can be controlled. The use of unbounded link functions  $h$  is then problematic to get similar results. See in particular Chazottes et al. (2020) for a discussion about the conditions ensuring existence and uniqueness of a stationary probability measure for chains with complete connections.

### 3.2 Interpretation of parameters for the Dirichlet model

We now give an interpretation of the parameters for our model. We first recall that if  $Y$  is a random vector distributed according to the Dirichlet distribution with scale parameter  $\phi$  and mean parameters  $\lambda_i$ ,  $1 \leq i \leq d$ , then  $\sum_{i=1}^d \text{Var}(Y_i) = \frac{1 - \sum_{i=1}^d \lambda_i^2}{\phi + 1}$ . Then an increase of  $\phi$  leads to less individual variability for the proportions. For the autoregressive model (17),  $h_2(Y_{t-k})$  is a positive quantity representing the Shannon entropy of the proportions  $Y_{t-k}$ . In the context of ecology, this non-negative quantity, which is minimal for a corner of the simplex and maximal for the uniform distribution, represents the disorder in the biodiversity at time  $t-k$ . See for instance Chakrabarti and Ghosh (2010) or Vranken et al. (2015) and the references therein for an overview of the use of Shannon entropy to measure the biodiversity in ecosystems. If a coefficient  $a_k$  is positive, then the most diverse is the population at time  $t-k$ , the less variable will be the different proportions at time  $t$ .

We next give an interpretation of matrices  $A_k$  in (17). Consider the conditional means ratio at time  $t$  between two species  $i$  and species  $j$  different from the reference species  $d$ :

$$MR(i, j, Y_{t-1}^-) := \frac{\lambda_{i,t}}{\lambda_{j,t}} = \exp \left( \sum_{k \geq 1} [A_k(i, \cdot) - A_k(j, \cdot)] h_1(Y_{t-k}) \right), \quad (20)$$

where  $A_k(i, \cdot)$  and  $A_k(j, \cdot)$  denote respectively the  $i^{\text{th}}$  and the  $j^{\text{th}}$  line of matrix  $A_k$ . Then for a given species  $\ell = 1, \dots, d-1$  and  $k \geq 1$ , the sign of  $A_k(i, \ell) - A_k(j, \ell)$  indicates if the proportions  $Y_{t-k, \ell}$  has a positive or negative impact on the log-ratio  $\log MR(i, j, Y_{t-1}^-)$ . However, if we want to get a precise measure of the impact of one proportion on the future values, one can introduce a notion of perturbation. Suppose now that the abundance is modified at time  $t-1$ . Set  $Z_{t-1} = Y_{t-1} + \gamma$  for some  $\gamma \in \mathbb{R}^d$  such that  $\sum_{i=1}^d \gamma_i = 0$ . Then  $h_1(Z_{t-1}) = h_1(Y_{t-1}) + h_1(\gamma)$ . The evolution in the means ratio is then given by

$$\begin{aligned} EMR(i, j, \gamma) &:= \frac{MR(i, j, Z_{t-1}, Y_{t-2}^-)}{MR(i, j, Y_{t-1}^-)} \\ &= \exp([A_1(i, \cdot) - A_1(j, \cdot)] h_1(\gamma)). \end{aligned} \quad (21)$$

Note that if  $j = d$ , one can also define the EMR quantity by

$$EMR(i, d, \gamma) = \exp([A_1(i, \cdot)] h_1(\gamma)).$$

Suppose now that for two species  $i$  and  $j$ , the quantity  $[A_1(i, \cdot) - A_1(j, \cdot)] h_1(\gamma)$  is positive (or  $A_1(i, \cdot) h_1(\gamma) > 0$  if  $j = d$ ). Then  $EMR(i, j, \gamma) > 1$  and the ratio between the two conditional means will be larger at time  $t$  under the new configuration at time  $t - 1$ . The new configuration of the abundance at time  $t - 1$  will then promote species  $i$  compared to species  $j$  at time  $t$ . On the contrary, a negative value of this last quantity would mean that the new configuration promotes species  $j$  compared to species  $i$ .

The quantities EMR introduced above are similar to the relative risk ratio used in multinomial regression. See Hilbe (2009), p. 385 for details. The single difference is that the conditional probabilities are simply replaced with the conditional means of some variables on the simplex.

Next, let us give a more specific perturbation that will be used in our real data application. Let us increase the proportion the species of reference  $d$  by  $p$  percent, at the expense of species  $i$  and  $j$ , with the perturbation

$$\gamma = \left( 0, \dots, 0, \underset{\uparrow i}{-c \cdot p}, 0, \dots, 0, \underset{\uparrow j}{(c - 1) \cdot p}, 0, \dots, 0, \underset{\uparrow d}{p} \right)'. \quad (22)$$

Here,  $c \in [0; 1]$  is an indicator on how the species are affected by the perturbation. A value  $c = 0$  means that only species  $j$  is affected, while  $c = \frac{1}{2}$  means that both species  $i$  and  $j$  are equally affected by the perturbation. The evolution in the means ratio will be given by the sign of  $c(A_1(i, j) + A_1(j, i) - A_1(i, i) - A_1(j, j)) + A_1(j, j) - A_1(i, j)$ .

Note that with such a model, even if we modify the abundance of only two species, there are repercussions on all the species in the ecosystem, which seems quite realistic. Note that we have now precise quantities to determine if a given perturbation will more affect a species  $i$  with respect to another species  $j$ .

## Notes.

1. In model (18), the matrix  $A$  has exactly the same interpretation as the matrix  $A_1$  in model (17), since the perturbation  $\gamma$  will not affect  $\mu_{t-1}$ .
2. Mathematically, it is also possible to define a perturbation occurring at lag  $t - k$  with  $k \geq 2$ . Setting  $Z_{t-k} = Y_{t-k} + \gamma$ , we then recover the same interpretation for the differences  $A_k(i, \cdot) - A_k(j, \cdot)$ ,  $1 \leq i, j \leq d - 1$ , appearing in the corresponding EMR index which can still be interpreted as a sensitivity measure with respect to past proportions. However, interpreting the impact of this perturbation on future values can be spurious since a perturbation occurring at time  $t - k$  will also impact the values of  $Y_{t-j}$ ,  $1 \leq j \leq k - 1$ . A solution to measure the impact of a perturbation at time  $t - k$  on many future values is to simulate several paths of the perturbed and the non-perturbed model and to estimate for  $\ell \geq 2$ , the ratio of conditional means

$$\frac{\mathbb{E} [Y_{i,t-k+\ell} | Z_{t-k}, Y_{t-k-1}^-] \cdot \mathbb{E} [Y_{j,t-k+\ell} | Y_{t-k}^-]}{\mathbb{E} [Y_{i,t-k+\ell} | Y_{t-k}^-] \cdot \mathbb{E} [Y_{j,t-k+\ell} | Z_{t-k}, Y_{t-k-1}^-]}.$$

Note that for  $\ell = 1$ , the previous ratio coincides with the EMR index defined above.

### 3.3 Multivariate logistic-normal autoregressive model

Another classical probability distribution on the simplex is the multivariate logistic-normal distribution. See [Aitchison and Shen \(1980\)](#) for the advantages of this probability distribution with respect to the Dirichlet distribution. Here for  $\alpha = (\mu, \Sigma)$  where  $\mu \in \mathbb{R}^{d-1}$  and  $\Sigma \in \mathcal{M}_{d-1}$  is a covariance matrix. One can consider  $\alpha$  as an element of  $\mathbb{R}^k$  with  $k = \frac{(d-1)(d+2)}{2}$ .

The multivariate logistic-normal distribution has the following density with respect to the measure  $\xi$  defined in (11).

$$f_{\mu, \Sigma}(y) = \frac{1}{\sqrt{(2\pi)^{d-1} \cdot \det(\Sigma)}} \times \frac{1}{\prod_{i=1}^d y_i} \times \exp\left(-\frac{1}{2} \langle \Sigma^{-1} \cdot (\text{alr}(y) - \mu), (\text{alr}(y) - \mu) \rangle\right). \quad (23)$$

Note that  $Y$  is distributed according to this probability if and only if  $\text{alr}(Y)$  follows a multivariate Gaussian distribution with mean  $\mu$  and covariance matrix  $\Sigma$ .

We are interested here in defining stationary processes  $(Y_t)_{t \in \mathbb{Z}}$  solutions of

$$\mathbb{P}(Y_t \in G | Y_{t-1}^-) = \mu_{\alpha_t}(G) = \int_G f_{\alpha_t} d\xi, \quad G \in \mathbb{X} \quad (24)$$

with  $\alpha_t = (\mu_t, \Sigma_t)$  defined by

$$\begin{aligned} \mu_t &= A_0 + \sum_{k \geq 1} A_k h_1(Y_{t-k}) \\ \Sigma_t &= \exp\left(\sum_{k \geq 1} a_k h_2(Y_{t-k})\right) \cdot V \end{aligned} \quad (25)$$

for some  $A_0 \in \mathbb{R}^{d-1}$ ,  $A_k \in \mathcal{M}_{d-1}$ ,  $a_k \in \mathbb{R}$  for any  $k \geq 1$  and  $V$  is a covariance matrix. With respect to model (17), the intercept term  $a_0$  is set to 0 for identifiability issues.

Setting for  $t \in \mathbb{Z}$ ,  $\varepsilon_t = \text{alr}(Y_t) - \mu_t$ , which conditional distribution with respect to past values is Gaussian with mean 0, one can also rewrite model as follows.

$$Y_{i,t} = \frac{\exp(\mu_{i,t} + \varepsilon_{i,t})}{1 + \sum_{j=1}^{d-1} \exp(\mu_{j,t} + \varepsilon_{j,t})}, \quad 1 \leq i \leq d-1. \quad (26)$$

**Note.** Interpretation of model parameters is quite similar with respect to the Dirichlet model but with a few variations. First the sign of the  $a'_k$ 's indicates if the conditional variance of  $\log(Y_{i,t}/Y_{d,t})$  is positively or negatively affected by lag-values of the Shannon entropy. On the other hand, the mean value of these log-ratio will be positively or negatively impacted by the previous proportions depending on the signs of the entries of the matrices  $A_k$ ,  $k \geq 1$ . On the other hand, one can still give a more precise interpretation of the first matrix  $A_1$  as for the Dirichlet model. First, assume that  $a_k = 0$  for any  $k \geq 1$ . In this case the  $(\varepsilon_{i,t})'_{1 \leq i \leq d-1}$ s given in (26) are i.i.d.  $\mathcal{N}_{d-1}(0, V)$  distributed. For a perturbation  $Z_{t-1} = Y_{t-1} + \gamma$ , one can then define similarly to (20) and (21), the ratio

$$R(i, j, Y_t^-) = \frac{Y_{i,t}}{Y_{j,t}} = \exp\left(\sum_{k \geq 1} [A_k(i, \cdot) - A_k(j, \cdot)] h_1(Y_{t-k}) + \varepsilon_{i,t} - \varepsilon_{j,t}\right)$$

and the associated relative risk ratio by

$$RRR(i, j, \gamma) = \frac{R(i, j, Y_t, Z_{t-1}, Y_{t-1}^-)}{R(i, j, Y_t^-)} = \exp([A_1(i, \cdot) - A_1(j, \cdot)] h_1(\gamma)). \quad (27)$$

The main difference with respect to the Dirichlet model is that the ratio between conditional means is replaced with the ratio of the original variables, but the interpretation is similar.

When the coefficients  $a_k$  are not necessarily equal to 0, the previous interpretation is no more valid since the conditional variance of  $\varepsilon_t$  is also affected by the perturbation. We then define an alternative risk measure by

$$\begin{aligned} \Delta LR(i, j, \gamma) &= \mathbb{E} \left[ \log \left( \frac{Y_{t,i}}{Y_{t,j}} \right) \middle| Z_{t-1}, Y_{t-2}^- \right] - \mathbb{E} \left[ \log \left( \frac{Y_{t,i}}{Y_{t,j}} \right) \middle| Y_{t-1}^- \right] \\ &= [A_1(i, \cdot) - A_1(j, \cdot)] h_1(\gamma), \end{aligned} \quad (28)$$

where  $Z_{t-1} = Y_{t-1} + \gamma$ . As for the EMR quantity defined for the Dirichlet model, a positive or negative  $\Delta LR(i, j, \gamma)$  indicates that the species  $i$  in the ecosystems will be promoted or not with respect to the perturbation  $\gamma$ .

Let us now give the sufficient conditions ensuring existence of a stationary path for (12), (25).

**Proposition 4.** *Suppose that*

$$\sum_{k \geq 1} k (|a_k| + |A_k|) < \infty.$$

*Then there exists a stationary process  $(Y_t)_{t \in \mathbb{Z}}$  solution of (24) and (25). The distribution of such a process is unique and the process is ergodic.*

We now give a specific result when the model specification is given by

$$\begin{aligned} \mu_t &= C + Ah_1(Y_{t-1}) + B\mu_{t-1} \\ \Sigma_t &= \phi_t \cdot V \\ \log \phi_t &= ah_2(Y_{t-1}) + b \log \phi_{t-1}. \end{aligned} \quad (29)$$

for some  $C \in \mathbb{R}^{d-1}$ ,  $A, B \in \mathcal{M}_{d-1}$ ,  $(a, b) \in \mathbb{R}^2$  and  $V$  is a covariance matrix.

**Proposition 5.** *Suppose that  $\max(|b|, \rho(B)) < 1$ . Then there exists a stationary process  $(Y_t)_{t \in \mathbb{Z}}$  solution of (24) and (29). The distribution of such a process is unique and the process is ergodic.*

## 4 Estimation

In this section, we provide some inference procedures for the parameters of the models, assuming that a realization of  $Y_1, \dots, Y_n$  is available. We will now denote by  $\theta$  the vector of unknown parameters in our models.

#### 4.1 Estimation for the Dirichlet model

In this part, we are interested in estimating the parameters  $\theta = (C', \text{vec}(A)', \text{vec}(B)', c, a, b)'$  in model (18) or

$$\theta = (A'_0, \text{Vec}(A_1)', \dots, \text{Vec}(A_p)', a_0, \dots, a_p)'$$

in model (17) when a finite-order autoregression (i.e.  $A_j = 0$  for  $j \geq p+1$ ) is assumed. For another parameter vector  $\tilde{\theta}$ , we will denote by  $\alpha_t(\tilde{\theta}), \lambda_t(\tilde{\theta}), \mu_t(\tilde{\theta}), \phi_t(\tilde{\theta})$  the latent processes at time  $t$  computed by replacing  $\theta$  by  $\tilde{\theta}$  in their expression. For instance,

$$\mu_t(\tilde{\theta}) = \tilde{C} + \tilde{A}h_1(Y_{t-1}) + \tilde{B}\mu_{t-1}(\tilde{\theta}), \quad t \in \mathbb{Z}.$$

in (18).

The first natural idea is the conditional maximum likelihood estimator. For any  $t \in \mathbb{Z}$ , the density of  $Y_{t+1}$  conditionally to  $Y_t^-$  is given by

$$f_{\alpha_t(\theta)}(y) = \frac{\Gamma(\phi_t(\theta))}{\Gamma(\alpha_{1,t}(\theta)) \cdots \Gamma(\alpha_{d,t}(\theta))} \prod_{i=1}^d y_i^{\alpha_{i,t}(\theta)-1},$$

for  $y \in \mathcal{S}_{d-1}$ . We then define the conditional maximum likelihood estimator by

$$\hat{\theta}_{ML} = \arg \max_{\tilde{\theta} \in \Theta} \frac{1}{n} \sum_{t=1}^n \log f_{\alpha_t(\tilde{\theta})}(Y_t). \quad (30)$$

where  $\Theta$  is a subset of  $\mathbb{R}^\ell$  with  $\ell$  being the number of unknown parameters in the model. In model (18), it is necessary to initialize the values of  $\alpha_0(\tilde{\theta})$  (by 0 for instance). Assuming that  $A_j = 0$  for  $j \geq p+1$  in model (17), one can modify (30) by starting the summation at time  $t = p+1$  and it is not necessary to initialize the latent processes.

Getting consistency and asymptotic normality of  $\hat{\theta}_{ML}$  is quite classical when  $\Theta$  is a compact subset of  $\mathbb{R}^\ell$  and such that  $\rho(\tilde{B}) < 1$  for all  $\tilde{\theta} \in \Theta$  in the case of model (18). See in particular [Debaly and Truquet \(2023\)](#), a reference which provides general assumptions for consistency and asymptotic normality of conditional pseudo-maximum likelihood estimators for multivariate autoregressive time series. An additional assumption is however necessary for identification in model (18). For  $\tilde{\theta} \in \Theta$ , the equalities

$$\forall k \in \mathbb{N}^*, \tilde{B}^k \cdot A = B^k \cdot A, \quad (31)$$

should imply the equality  $\tilde{B} = B$ . See Section 3.4 in [Debaly and Truquet \(2023\)](#) for the meaning of this condition.

We next present an alternative method which is suitable to first estimate the parameters in the conditional mean  $\lambda_t(\theta)$ . Let us first decompose the vector of parameters  $\theta$  as  $\theta = (\theta_1, \theta_2)$  where

$$\theta_1 = (A'_0, \text{Vec}(A_1)', \dots, \text{Vec}(A_p)')$$

denotes the parameters of the conditional mean. Note that  $\lambda_t(\theta) = \lambda_t(\theta_1)$ . We then define

$$\begin{aligned} \hat{\theta}_1 &= \arg \min_{\tilde{\theta}_1 \in \Theta_1} \frac{1}{n} \sum_{t=1}^n m_t(\tilde{\theta}_1) \\ m_t(\tilde{\theta}_1) &= - \sum_{i=1}^d Y_{i,t} \log \lambda_{i,t}(\tilde{\theta}_1). \end{aligned} \quad (32)$$

Note that (32) corresponds to the (opposite of the) conditional likelihood estimator for multinomial categorical responses. For the Dirichlet model, this estimator is a simple minimum of contrast estimator. It has however some interesting properties given below.

**Proposition 6.** 1. We have  $\mathbb{E}m_0(\tilde{\theta}_1) \geq \mathbb{E}m_0(\theta_1)$  and the equality holds true if and only if

$$\lambda_0(\tilde{\theta}_1) = \lambda_0(\theta_1) \text{ a.s.}$$

2. Suppose that model (17) is  $p$ -Markov (i.e.  $A_j = 0$  for  $j \geq p + 1$ ). Then the mapping

$$\tilde{\theta}_1 \mapsto \frac{1}{n} \sum_{t=1}^n m_t(\tilde{\theta}_1)$$

is convex.

## Notes

1. The first point of Proposition 6 is helpful to get identification of the parameters in the conditional mean process. Since the conditional distribution  $Y_t|Y_{t-1}, Y_{t-2} \dots$  is continuous, the equivalence

$$\lambda_0(\tilde{\theta}_1) = \lambda_0(\theta_1) \iff \tilde{\theta}_1 = \theta_1$$

can then be obtained directly in the Markov case and from condition (31) for model (18).

2. For the Markov model, convexity of this second objective function is particularly interesting numerically with respect to conditional likelihood. In our numerical experiments, we noticed that minimization algorithms for likelihood estimation are very sensitive to the choice of the initial values of the parameters to optimize. Then this alternative procedure is interesting for two reasons. First, one be only interested in estimating  $\theta_1$  for prediction. Secondly, one can use this second method to initialize the likelihood estimation procedure. This is the approach chosen in our numerical experiments.

Whatever the method used, standard conditions (as explained above) guaranty the asymptotic normality of the estimator, i.e.

$$\sqrt{n}(\hat{\theta} - \theta) \implies \mathcal{N}_\ell(0, V_\theta),$$

with an usual sandwich form for the asymptotic variance

$$V_\theta = \mathbb{E}(\ddot{m}_0(\theta))^{-1} \text{Var}(\dot{m}_0(\theta)) \mathbb{E}(\ddot{m}_0(\theta))^{-1},$$

with  $m_0(\theta) = -\log f_{\alpha_0(\theta)}(Y_0)$  and  $\dot{m}_0, \ddot{m}_0$  denote respectively the gradient and the Hessian matrix of the mapping  $m_0$ . The same kind of asymptotic property holds true for the second minimum of contrast estimator defined in (32).

## 4.2 Estimation for multivariate logistic-normal autoregressive model

As in the previous subsection, we are here interested in estimating the parameters  $\theta = (C', \text{Vec}(A)', \text{Vec}(B)', a, b, \text{Vec}(V))$  in model (25) or

$$\theta = (A_0', \text{Vec}(A_1)', \dots, \text{Vec}(A_p)', a_1, \dots, a_p, \text{Vec}(V))$$

in model (29).

Likelihood estimation is here also relevant. Using the probability density of the multivariate logistic-normal distribution, one can show that the MLE can be defined by

$$\begin{aligned} \hat{\theta}^{MLE} &= \arg \min_{\tilde{\theta} \in \Theta} \frac{1}{n} \sum_{t=1}^n m_t(\tilde{\theta}), \\ m_t(\tilde{\theta}) &= \left( \text{alr}(Y_t) - \mu_t(\tilde{\theta}) \right)' \Sigma_t(\tilde{\theta})^{-1} \left( \text{alr}(Y_t) - \mu_t(\tilde{\theta}) \right) + \log \det \left( \Sigma_t(\tilde{\theta}) \right). \end{aligned} \quad (33)$$

Note that (33) is similar the Gaussian QMLE used for ARCH processes. See for instance [Francq and Zakoian \(2019\)](#) for a detailed presentation of this kind of quasi-maximum likelihood estimation for conditionally heteroscedastic autoregressive models. Since the parameters in the model can be decomposed into  $\theta = (\theta_1, \theta_2)$  where  $\theta_1$  is the vector of parameters only involved in the latent process  $\mu_t$ , one can also define the following least-squares estimator for estimating parameter  $\theta_1$ .

$$\hat{\theta}^{LS} = \arg \min_{\tilde{\theta}_1 \in \Theta_1} \frac{1}{n} \sum_{t=1}^n \left| \text{alr}(Y_t) - \mu_t(\tilde{\theta}_1) \right|^2, \quad (34)$$

where  $|\cdot|$  denotes the Euclidean norm. Estimator (34) is justified by (26), since  $\text{alr}(Y_t)$  has conditional mean  $\mu_t$ . Then estimator (34) can be used to initialize likelihood optimization.

**Note.** For the Markov model, one can show that  $\hat{\theta}_1^{LS} = \hat{\theta}_1^{MLE}$ , a classical property occurring when estimating VAR type models. Estimation methods for VAR models can be found in [Lütkepohl \(2005\)](#), Chapter 3. The estimation of  $\theta_2$  can be done in a second step with

$$\hat{\theta}_2 = \arg \min_{\tilde{\theta}_2 \in \Theta_2} \frac{1}{n} \sum_{t=1}^n m_t(\hat{\theta}_1^{LS}, \tilde{\theta}_2).$$

Note that the second vector of parameters  $\theta_2$  contains the coefficients of a positive definite matrix  $V$ . To define a suitable parameter space  $\Theta_2$ , one can use Cholesky decomposition, i.e.  $V = LL'$  with  $L$  is a lower triangular matrix with positive diagonal elements.

## 5 Numerical experiments

Here, we give a short simulation study to assess the good finite-sample properties of the estimators for the Dirichlet model. To this end, we use a simplified setup with only one lag and with parameters values that are close to the ones found in the real data experiments. We fix  $d = 3$  and set  $a_0 = 1.5$ ,  $a_1 = 0.7$ ,  $A_0 = \begin{pmatrix} -1 \\ -2 \end{pmatrix}$  and  $A_1 = \begin{pmatrix} 4 & 3 \\ 3 & 5 \end{pmatrix}$ .

In Table 1, the RMSE are given for the maximum likelihood estimators when  $n = 100$  and  $n = 500$ . For the two first lines, the parameters in the conditional mean were initialized with the



Sample size	Estimator	$a_0$	$a_1$	$A_0(1)$	$A_0(2)$	$A_1(1, 1)$	$A_1(1, 2)$	$A_1(2, 1)$	$A(2, 2)$
$n = 100$	Likelihood	0.28	0.43	0.84	1.04	0.94	1.02	1.13	1.23
$n = 500$	Likelihood	0.12	0.17	0.3	0.31	0.35	0.39	0.34	0.4
$n = 100$	Likelihood	–	–	0.78	1.03	0.83	0.9	1.08	1.17
$n = 100$	Convex	–	–	1.69	1.94	1.72	1.87	1.98	2.16
$n = 500$	Likelihood	–	–	0.3	0.33	0.32	0.36	0.36	0.38
$n = 500$	Convex	–	–	0.51	0.61	0.57	0.68	0.66	0.77

Table 1: RMSE for the two estimators computed with 1000 realizations. For the four last lines, the dispersion parameter is set to  $\phi_t = 2$  and is not estimated and the convex criterion is used for initializing the likelihood.

minimum of the convex contrast (32). To compare the performances of the likelihood estimator and the estimator given in (32), we used a set up with the same number of parameters to be estimated. In this case, latent dispersion parameter is set to  $\phi_t = 2$  and is assumed to be known, while the parameters  $A_0$  and  $A_1$  given above were still used for the conditional mean. The four last lines of Table 1 show that the RMSE of the maximum likelihood estimators is always smaller than that of the estimators minimizing the convex contrast, even for the sample size  $n = 100$ . However, the second estimator is very useful to initialize the non-convex optimization procedure for computing the MLE.

Estimator (32) could also have an advantage when using penalized methods such as LASSO for estimating a large number of parameters when  $d \gg 1$ . This is outside the scope of this paper but estimating high dimensional models of this type could be an interesting perspective for future research.

## 6 Application on a real data set

In this section, we apply our theoretical results on a real data set, which comes from the collection BioTIME (see Dornelas et al. (2018) for details). BioTIME registers a vast amount of time series relative to the abundance of species, which have been collected all around the world, through multiple environmental studies.

The data set upon which we will work is about a population of alpine birds during 38 years (*from 1964 to 2001*) at a specific location in Scandinavia (see Svensson (2006) for details). Forty-seven species are present in this study, but for simplification purpose, we will focus on three particular species : *Anthus pratensis*, *Calcarius lapponicus* and *Oenanthe oenanthe*, which are always present in large number, from one year to another.

Even if it reduces largely the spectrum of species, we will consider an ecosystem only formed by these three species. One can find in Figure 1 the graphics of relative abundance for these species from the year 1964 to the year 2001.

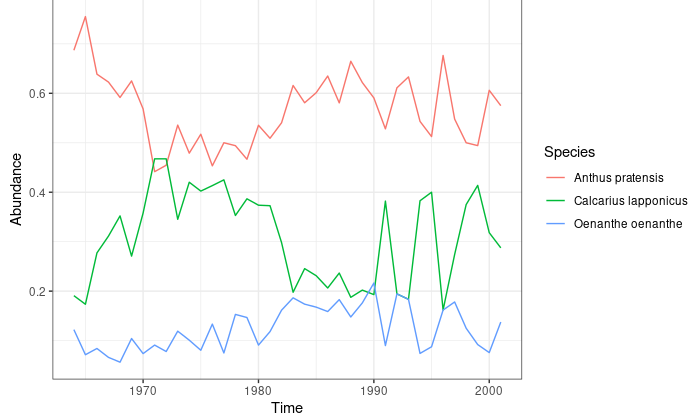


Figure 1: Abundance of Scandinavian Birds

We make here the assumption that the abundance of our three species of birds is an ergodic process  $(Y_t)_{t \in \mathbb{Z}}$  valued in  $\mathcal{S}_{d-1}$  following the Dirichlet model defined in (17) with  $d = 3$ . The second logistic-normal model will only be presented for the interpretation of the parameters, since it led to a more extreme, yet similar, conclusion.

The third species is used as the species of reference. Due to the very short time series length  $n = 38$ , we only use one lag to model the dynamic of this time series (i.e.  $A_j$  and  $a_j$  are set to 0 for  $j \geq 2$ ). The numbers of parameters in the model is  $\ell = 8$ .

### 6.1 Estimation of the parameters

We begin by computing the minimum of the convex contrast (32) and we only estimate  $A_0$  and  $A_1$ . We found the estimates:

$$\hat{A}_1 = \begin{pmatrix} 2.73 & 1.22 \\ 0.84 & 4.00 \end{pmatrix} \quad \text{and} \quad \hat{A}_0 = \begin{pmatrix} -1.60 \\ -2.27 \end{pmatrix}. \quad (35)$$

We next computed the maximum of conditional likelihood, using the previous estimates for initialization. We obtain the estimates:

$$\hat{A}_1^{MLE} = \begin{pmatrix} 2.82 & 1.66 \\ 0.68 & 3.45 \end{pmatrix}, \quad \hat{A}_0^{MLE} = \begin{pmatrix} -1.70 \\ -2.14 \end{pmatrix} \quad \text{and} \quad \begin{pmatrix} \hat{a}_0^{MLE} \\ \hat{a}_1^{MLE} \end{pmatrix} = \begin{pmatrix} 2.34 \\ 1.68 \end{pmatrix}. \quad (36)$$

Standard errors for these estimates are not provided. They can easily be obtained from parametric bootstrap. However, due to the very short length of the time series all the results requiring an asymptotic validity should be taken with caution.

Let us now give an interpretation of these results in accordance with Subsection 3.2. The coefficient  $\hat{a}_1^{MLE} = 1.68$  is positive and means that the more diversity there is in our ecosystem at some time  $t$ , the more stable the abundance will be at time  $t + 1$ . In order to interpret the coefficients in  $\hat{A}_1^{MLE}$  we assume that the reference species 3 increases its abundance by  $p$  percents, at the expense of species 1 and 2:

$$z_t = y_t + (-c \cdot p, (c - 1) \cdot p, p). \quad (37)$$

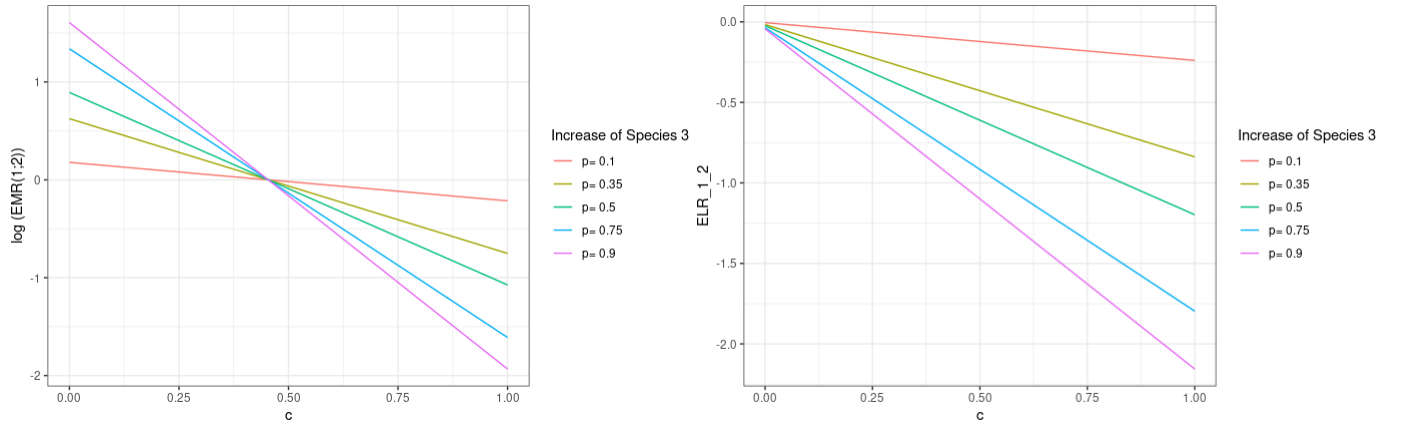
with  $c \in [0; 1]$  indicating on how the two first species are affected by the previous perturbation of the ecosystem.

We compute

$$\begin{aligned} \log \left( \frac{MR(1, 2, z_t)}{MR(1, 2, y_t)} \right) &= p \left( c \left( \hat{A}_{12} + \hat{A}_{21} - \hat{A}_{11} - \hat{A}_{22} \right) \right) + \hat{A}_{22} - \hat{A}_{12} . \\ &= p(-3.93c + 1.78) \end{aligned} \quad (38)$$

Let us recall that if this last quantity is greater than zero, then the perturbation is more beneficial to species 1 than it is to species 2.

In Figure 2(a), we draw the curve of (38) as a function of  $c$  for different values of  $p$ .



(a) Evolution of the expected means ratio, Dirichlet model

(b) Evolution of the expected log-ratio, logistic-normal model

Figure 2: Evolution of the expected means ratio and log-ratio between species 1 and 2

When  $c = 0$ , meaning that only the second species is affected by the perturbation, one can see that the new ecosystem will benefit to species 1 compared to species 2. It is the contrary if  $c = 1$ .

It is interesting to take a look at the «equilibrium point», i.e. when the ratio is equal to 0. One can see on Figure 2(a) that this point is reached for a value of  $c < \frac{1}{2}$ , meaning that in order to conserve the same balance between species 1 and 2, it is necessary that species 1 should be less impacted by the perturbation. It therefore indicates that increasing the proportion of species 3 is more beneficial to species 2 than it is to species 1.

A similar study with the logistic-normal model produced results in accordance with the Dirichlet model, even if the interpretation of the parameters is more radical. Indeed, for the logistic-normal model, we obtain a risk measure given by

$$\Delta LR(1, 2, \gamma) = p \times (-2.35c - 0.05), \quad (39)$$

which is negative for any  $p \in [0, 1]$  (see Figure 2(b)).

With this model, we would conclude that an increase of species 3 would always be beneficial to species 2 compared to species 1, regardless of how this increase would initially impact species 1

and 2. The Dirichlet model is more nuanced in the sense that if species 2 suffers too hard from the initial perturbation, species 1 will benefit from it.

All of these interpretations should however be taken with caution, due to the shortness of our time series, and a larger data set would be necessary to confirm our findings.

## 6.2 Prediction

We end this section by providing some guidelines for forecasting future abundances from the fitted Dirichlet model. Once again, our analysis is more illustrative for this small sample data set.

To do so, we estimate the parameters of the model with the maximum of conditional likelihood computed for the first thirty values (*from 1964 to 1993*).

With the estimation  $\hat{\theta}^{MLE}$  obtained, we perform our previsions on the last eight values (*from 1994 to 2001*) and compare them to the true values. Since the model is parametric, it is simply necessary to simulate  $b$  realizations of  $(Z_t)_{31 \leq t \leq 38}$  using the Dirichlet model with the estimated parameters and with initial value  $Z_{30} = Y_{30}$ . We then compute the mean values of these realizations as well as the empirical quantiles of order  $\alpha/2$  and  $1 - \alpha/2$  for  $\alpha = 5\%$ . Of course, it is expected that the mean obtained in this way approximated the values of  $\lambda_t(\hat{\theta})$  and then  $\mathbb{E}(Y_t|Y_{30})$  for  $t = 1, \dots, 8$ . The number of simulations is set to  $b = 10.000$ . The results are stored in Table 2.

Year	Real values	Predicted values	Quantile 2.5%	Quantile 97.5 %
1994	0.543	0.617	0.489	0.736
1995	0.513	0.604	0.469	0.739
1996	0.676	0.597	0.456	0.738
1997	0.548	0.591	0.451	0.736
1998	0.500	0.586	0.441	0.730
1999	0.494	0.584	0.440	0.730
2000	0.606	0.582	0.436	0.727
2001	0.575	0.581	0.440	0.724

Table 2: Abundance of *Anthus pratensis* from 1994 to 2001

Year	Real values	Predicted values	Quantile 2.5%	Quantile 97.5 %
1994	0.383	0.219	0.125	0.333
1995	0.400	0.242	0.128	0.376
1996	0.162	0.256	0.132	0.399
1997	0.274	0.265	0.136	0.414
1998	0.375	0.271	0.138	0.425
1999	0.414	0.276	0.141	0.430
2000	0.318	0.279	0.143	0.439
2001	0.288	0.281	0.146	0.442

Table 3: Abundance of *Calcarius lapponicus* from 1994 to 2001

Year	Real values	Predicted values	Quantile 2.5%	Quantile 97.5 %
1994	0.074	0.164	0.061	0.268
1995	0.088	0.154	0.061	0.275
1996	0.162	0.148	0.055	0.271
1997	0.178	0.144	0.053	0.265
1998	0.125	0.143	0.051	0.264
1999	0.092	0.141	0.052	0.260
2000	0.076	0.140	0.051	0.260
2001	0.138	0.138	0.050	0.256

Table 4: Abundance of *Oenanthe oenanthe* from 1994 to 2001

In Figure 3 below, we plot in full line the observed values of abundance, and in dashed line the predicted values. The ribbons symbolize the confidence intervals.

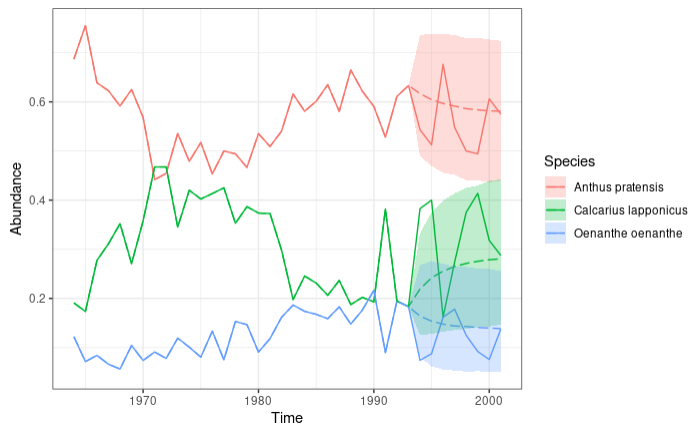


Figure 3: Prevision of the abundance for Scandinavian Birds, Dirichlet model

The first remark we can make about Figure 3 is that our previsions capture quite well the trend of the three abundances. Naturally, discrepancies occur due to the large variability of the observed time series.

Nevertheless, the observed time series stays in the confidence region, except for two consecutive of the species *Calcaeus lapponicus*, showing that our model could apply well to this data set.

## 7 Conclusion

In this paper, we proposed a general approach to construct stationary time series models on the simplex and that can be also used for others compact state spaces. As a byproduct, we considered two models with a Dirichlet or a multivariate logistic-normal conditional distribution. These two models have interesting interpretations, especially for studying the dynamic of relative abundance in Ecology. Efficient estimation procedures have also been presented.

A further step for exploring this kind of models would be to propose different transition kernels rather than the two ones mentioned above. The generalized Liouville distributions investigated in [Rayens and Srinivasan \(1994\)](#) is one possibility since they offer a richer modeling than the simple

Dirichlet distribution. However, interpretation of the parameters of these distributions could be more tricky. Another possibility is to define some models directly from (26), replacing the Gaussian distribution for the  $\varepsilon'_t$ s by another multivariate probability distribution. The benefit of this second approach is to keep the same interpretation of model parameters as for the logistic-normal model.

Finally, the study of time series abundance in large ecosystems would require to adapt the inference methods to a high-dimensional setup. Penalized methods could be particularly useful for convex objective functions such as (32) for the Dirichlet model or (34) for the multivariate logistic-normal models.

## 8 Proofs of the results

### 8.1 Proof of Proposition 1

The result will be a consequence of Corollary 1. We first show that  $((Y_t, \alpha_t))_{t \in \mathbb{Z}}$  is a stationary solution of (16) if and only if  $(Y_t)_{t \in \mathbb{Z}}$  is a stationary solution of

$$\mathbb{P}(Y_t \in A | Y_{t-1}^-) = \mu_{\alpha(Y_{t-1}^-)}(A), \quad (40)$$

with  $\alpha(y) = g^{-1} \circ \zeta(y)$  for  $y \in X^{\mathbb{N}}$ . Note that since  $\rho(E) < 1$  and  $h$  is a bounded mapping, it is straightforward to show that  $\overline{\text{Range}(\zeta)}$  is a compact subset of  $K'$ . Indeed, there exist  $(C, \beta) \in \mathbb{R}_+ \times (0, 1)$  such that  $\kappa_j := |E^j| \leq C\beta^j$  for any  $j \geq 1$  and  $\text{Range}(\zeta)$  is a bounded subset of  $\mathbb{R}^k$ . Moreover, from the Lipschitz properties of  $g^{-1}$ , the mapping  $\alpha$  defined above satisfies **H3** and is immediate to show that  $b_m = O(\beta^m)$ .

Suppose first that  $((Y_t, \alpha_t))_{t \in \mathbb{Z}}$  is a stationary solution of (16). We are going to show that  $g(\alpha_t)$  is a bounded random variable. We have for any  $j \geq 2$

$$g(\alpha_t) = E^j g(\alpha_{t-j}) + \sum_{s=1}^{j-1} E^{s-1} (F + Dh(Y_{t-s})). \quad (41)$$

This leads to the bound  $|g(\alpha_t)| \leq \kappa_j |g(\alpha_{t-j})| + v$ , where

$$v = \sum_{s \geq 1} \kappa_s \left( |F| + |D| \cdot \sup_{y \in X} |h(y)| \right).$$

From stationarity, we then obtain for  $M > v$ ,

$$\mathbb{P}(|g(\alpha_0)| > M) \leq \mathbb{P}(\kappa_j |g(\alpha_0)| + v > M)$$

and the latter probability goes to 0 if  $j \rightarrow \infty$ . This shows that  $g(\alpha_t)$  is bounded. From (41), by letting  $j \rightarrow \infty$ , we deduce that  $g(\alpha_t) = \zeta(Y_{t-1}^-)$  a.s. and then  $\alpha_t = g^{-1} \circ \zeta(Y_{t-1}^-)$  a.s. We conclude that the process  $(Y_t)_{t \in \mathbb{Z}}$  is a stationary solution of (40).

Conversely, suppose that  $(Y_t)_{t \in \mathbb{Z}}$  is a stationary solution of (40). Setting  $\alpha_t = \alpha(Y_{t-1}^-)$ , the process  $((Y_t, \alpha_t))_{t \in \mathbb{Z}}$  is clearly stationary. Moreover, it is not difficult to get the recursive equations

$$g(\alpha_t) = F + Dh(Y_{t-1}) + Eg(\alpha_{t-1}), \quad t \in \mathbb{Z}.$$

We then conclude that the process  $((Y_t, \alpha_t))_{t \in \mathbb{Z}}$  is a stationary solution of (16).

From Corollary 1, we conclude that there exists a stationary solution to (16) and that the distribution of such process is unique. Since the solution of (40) is ergodic, we also deduce that the process  $((Y_t, \alpha_t))_{t \in \mathbb{Z}}$  is ergodic and the proof is complete.  $\square$

## 8.2 Proof of Proposition 2

The result will follow from an application of Corollary 1. We have to check Assumptions **H1-H3**. Let us define a compact  $K$  of the form  $[1/L, L]^{d+1}$  for some  $L > 1$  such that  $\alpha(y) = (\lambda(y), \phi(y)) \in K$  for any  $y \in X^{\mathbb{N}}$  with

$$\phi(y) = \exp \left( a_0 + \sum_{k \geq 1} a_k h_2(y_k) \right), \quad \text{alr}(\lambda(y)) = \mu(y),$$

$$\mu(y) = A_0 + \sum_{k \geq 1} A_k y_k.$$

This is possible since the functions  $h_1$  and  $h_2$  are bounded and the functions  $\exp$  and  $\text{alr}^{-1}$  are upper and lower bounded on compact sets. Assumption **H2** follows directly from Lemma 9 and Assumption **H3** follows from our conditions on the coefficients and the fact that the functions  $\exp$  and  $\text{alr}^{-1}$  are Lipschitz on any compact sets.

It remains to show **H1**. We first note that for any compact interval  $I \subset (0, \infty)$ , the  $\Gamma$  function satisfies  $0 < \inf_{z \in I} \Gamma(z) \leq \sup_{z \in I} \Gamma(z) < \infty$ . Moreover  $\prod_{i=1}^d x_i^{\alpha_i - 1} \geq \prod_{i=1}^d x_i^{L-1}$  for  $x \in [0, 1]^d$ . It is now clear  $\inf_{\alpha \in K} f_{\alpha}(x) > 0$  except if  $x_i = 0$  for some  $1 \leq i \leq d$ . This entails **H1** and the proof is now complete.  $\square$

## 8.3 Proof of Proposition 3

The proof will follow from Proposition 1. One can set  $F = (C', c)'$ ,  $D = \begin{pmatrix} A & 0 \\ 0 & a \end{pmatrix}$  and  $E = \begin{pmatrix} B & 0 \\ 0 & b \end{pmatrix}$ .

Then  $\overline{\text{Range}(\zeta)}$  is a compact set  $K''$  of  $\mathbb{R}^d$ . Because  $g^{-1}$  is continuous, one can find  $r > 1$  such that  $g^{-1}(K'') \subset K := K_r$ . It is then clear that the restriction of  $g$  to  $K$  is a one-to-one continuous mapping from  $K$  to  $g(K)$  and with a Lipschitz continuous inverse (recall that  $g(K)$  is compact). Moreover, the validity of **H1-H2** has been shown in the proof of Proposition 2. The proof is now complete.  $\square$

## 8.4 Proof of Proposition 4

The result will follow from Corollary 1. From our assumptions, the mapping  $\alpha := (\mu, \phi)$  such that

$$\mu(y) = A_0 + \sum_{k \geq 1} A_k h_1(Y_{t-k}), \quad \log \phi(y) = \sum_{k \geq 1} a_k h_2(y_k),$$

takes values in a compact set  $K$  of the form  $[-a, a]^{d-1} \times [1/b, b]$  for some  $a > 0$  and  $b > 1$ . From Lemma 10, **H2** is satisfied. Due to the fact that  $\alpha$  takes values in the compact set  $K$ , **H1** is easy to check. Finally **H3** directly follows from our assumptions on the coefficients and the Lipschitz property of the exponential function on a compact interval.  $\square$

## 8.5 Proof of Proposition 5

The result will follow from Proposition 1. One can set  $F = (C', c)'$ ,  $D = \begin{pmatrix} A & 0 \\ 0 & a \end{pmatrix}$  and  $E = \begin{pmatrix} B & 0 \\ 0 & b \end{pmatrix}$ .

Here, we have  $g(\alpha) = g(\mu, \phi) = (\mu, \log \phi)$ .  $\overline{\text{Range}(\zeta)}$  is contained in a compact set  $K'$  the form  $[-a, a]^{d-1} \times [-c, c]$  where  $a, c > 0$  are large enough. One can then set  $K = [-a, a]^{d-1} \times [1/b, b]$  with  $b = \exp(c)$ . of  $\mathbb{R}^d$ . The validity of **H1-H2** has been shown in the proof of Proposition 4 which completes the proof.  $\square$

## 8.6 Proof of Theorem 1

The proof of this result is a quite straightforward extension of some results about chains with complete connections on finite set. See in particular [Bressaud et al. \(1999\)](#). We adapt here the different steps of this extension, following [Truquet \(2020\)](#).

We actually build a compatible family of finite-dimensional probability measures defined on the cylinders of  $X^{\mathbb{Z}}$ . Kolmogorov's extension theorem then guarantees the existence and the uniqueness of a probability measure on the infinite product  $X^{\mathbb{Z}}$  and compatible with these finite-dimensional probability measures. Existence of a process  $(Y_t)_{t \in \mathbb{Z}}$  with law  $\pi$  easily follows and we will prove that it is stationary and ergodic.

The first step of our proof relies on the maximal coupling applied recursively in order to construct two paths of the same process but with different initial conditions.

Consider two probability measures  $\mu$  and  $\nu$  defined on  $\mathcal{X}$  that are absolutely continuous with respect to a measure  $\eta$ :

$$\mu = f \cdot \eta \quad \text{and} \quad \nu = g \cdot \eta \quad (42)$$

where  $f$  and  $g$  are two non-negative functions defined on  $X$ . A maximal coupling  $\gamma$  of  $\mu$  and  $\nu$  (see [Den Hollander \(2012\)](#) for details) is given by

$$\gamma(\mathfrak{u}, \mathfrak{v}) = f(u) \wedge g(u) \delta_{\mathfrak{u}(\mathfrak{v})} \eta(\mathfrak{u}) + \frac{(f(u) - f(u) \wedge g(u)) \times (g(v) - f(v) \wedge g(v))}{d_{TV}(\mu, \nu)} \eta(\mathfrak{u}) \eta(\mathfrak{v}). \quad (43)$$

**Lemma 1.** Consider  $x = (x_n)_{n \in \mathbb{N}}$  and  $y = (y_n)_{n \in \mathbb{N}}$  two elements of  $X^{\mathbb{N}}$ .

There exists a process  $(U_n^{x,y}; V_n^{x,y})_{n \geq 1}$  valued in  $(X^2; \mathbb{X} \otimes \mathbb{X})$  such that for any integer  $n \geq 1$  and  $A \in \mathcal{B}(X)$ ,

$$\mathbb{P}(U_n^{x,y} \in A \mid U_{n-1}^{x,y}, \dots, U_1^{x,y}) = P(A \mid U_{n-1}^{x,y}, \dots, U_1^{x,y}) \quad (44)$$

$$\mathbb{P}(V_n^{x,y} \in A \mid V_{n-1}^{x,y}, \dots, V_1^{x,y}) = P(A \mid V_{n-1}^{x,y}, \dots, V_1^{x,y}) \quad (45)$$

$$\mathbb{P}(U_n^{x,y} \neq V_n^{x,y} \mid (U_{n-j}^{x,y}, V_{n-j}^{x,y})_{1 \leq j \leq n-1}) = d_{TV} \left( P \left( \cdot \mid (U_{n-j}^{x,y})_{1 \leq j \leq n-1} \right), P \left( \cdot \mid (V_{n-j}^{x,y})_{1 \leq j \leq n-1} \right) \right). \quad (46)$$

*Proof.* The main idea is to build by induction for  $n \geq 1$  a probability measure  $\mu_n$  defined on the measurable space  $((X^2)^n, (\mathcal{X} \otimes \mathcal{X})^{\otimes n})$  such that

$$\forall n \geq 1, \mu_{n+1} = K_n^{x,y} \cdot \mu_n, \quad (47)$$



where  $K_n^{x,y}$  is the transition kernel defined as follows.

We set

$$\begin{aligned} K_n^{x,y} : \mathcal{X} \otimes \mathcal{X} \times (X^2)^n &\longrightarrow [0, 1] \\ C \times ((u_n, v_n), \dots, (u_1, v_1)) &\longmapsto \gamma_{(u_n, v_n), \dots, (u_1, v_1)}^{x,y}(C) \end{aligned} \quad (48)$$

where  $\gamma_{(u_n, v_n), \dots, (u_1, v_1)}^{x,y}$  is the maximal coupling of  $P(\cdot \mid u_n, \dots, u_1, x)$  and  $P(\cdot \mid v_n, \dots, v_1, y)$  given by equation 43.

Given a measurable set  $C \in \mathcal{X} \otimes \mathcal{X}$ , the measurability of  $K_n^{x,y}(C, \cdot)$  relies on the measurability of function  $p$  from Assumption **A2** and the measurability of integrals with a parameter.

Furthermore, we initialize our sequence  $(\mu_n)_{n \geq 1}$  with  $\mu_1$  being the maximal coupling of  $P(\cdot \mid x)$  and  $P(\cdot \mid y)$  given by equation (43).

Kolmogorov's consistency conditions are immediately satisfied for the sequence of measures  $(\mu_n)_{n \geq 1}$ , and the application of Kolmogorov's extension theorem leads to the desired result. Equations (44) to (46) are automatically satisfied by construction.  $\square$

We next define the Markov chain  $(S_n)_{n \in \mathbb{N}}$  valued in  $\mathbb{N}$  such that  $S_0 = 0$  almost surely and for all  $n$  and  $i$  in  $\mathbb{N}$ :

$$\begin{cases} \mathbb{P}(S_{n+1} = i + 1 \mid S_n = i) = 1 - b_i \\ \mathbb{P}(S_{n+1} = 0 \mid S_n = i) = b_i. \end{cases} \quad (49)$$

We denote for all  $n \in \mathbb{N}$ :

$$\begin{aligned} b_0^* &= b_0 \\ \forall n \geq 1, b_n^* &= \mathbb{P}(S_n = 0). \end{aligned} \quad (50)$$

**Lemma 2.** *Let  $x, y$  be two elements in  $X^{\mathbb{N}}$ , and define for all  $n \in \mathbb{N}^*$ :*

$$T_n^{x,y} := \inf \{m \in \{0, \dots, n-1\} : U_{n-m}^{x,y} \neq V_{n-m}^{x,y}\} \quad (51)$$

with the convention

$$\inf \emptyset = +\infty.$$

Then for all  $n \in \mathbb{N}$ :

$$\mathbb{P}(T_n^{x,y} = 0) = \mathbb{P}(U_n^{x,y} \neq V_n^{x,y}) \leq b_n^*. \quad (52)$$

*Proof.* In all that follows, we keep the same notations we used for the proof of Lemma 1. Let us first remark that for  $0 \leq k \leq n$ , if  $u_n = v_n, \dots, u_{n-k+1} = v_{n-k+1}$ , we have by definition

$$\begin{aligned} K_n^{x,y}(\Delta^c \mid (u_n, v_n), \dots, (u_1, v_1)) &= d_{TV}(P(\cdot \mid u_n, \dots, u_1, x); P(\cdot \mid v_n, \dots, v_1, y)) \\ &\leq b_k. \end{aligned} \quad (53)$$

Thus, for any  $n \in \mathbb{N}^*$  and  $0 \leq k \leq n-1$

$$\begin{aligned}
\mathbb{P}(T_{n+1}^{x,y} = k+1 \mid T_n^{x,y} = k) &= \frac{\mathbb{P}(U_{n+1}^{x,y} = V_{n+1}^{x,y}, \dots, U_{n+1-k}^{x,y} = V_{n+1-k}^{x,y}, U_{n-k}^{x,y} \neq V_{n-k}^{x,y})}{\mathbb{P}(T_n^{x,y} = k)} \\
&= \frac{1}{\mathbb{P}(T_n^{x,y} = k)} \times \int \mathbf{1}_{\Delta \times \dots \times \Delta \times \Delta^c}((u_n, v_n), \dots, (u_{n-k+1}, v_{n-k+1}), (u_{n-k}, v_{n-k})) \\
&\quad \times K_n^{x,y}(\Delta \mid (u_n, v_n), \dots, (u_1, v_1)) \mu_n(d(u_n, v_n), \dots, d(u_1, v_1)) \\
&\geq \frac{1}{\mathbb{P}(T_n^{x,y} = k)} \times (1 - b_k) \times \mathbb{P}(U_n^{x,y} = V_n^{x,y}, \dots, U_{n+1-k}^{x,y} = V_{n+1-k}^{x,y}, U_{n-k}^{x,y} \neq V_{n-k}^{x,y}) \\
&= 1 - b_k
\end{aligned} \tag{54}$$

and

$$\begin{aligned}
\mathbb{P}(T_{n+1}^{x,y} = 0 \mid T_n^{x,y} = k) &\leq 1 - \mathbb{P}(T_n^{x,y} = k+1 \mid T_n^{x,y} = k) \\
&\leq b_k.
\end{aligned} \tag{55}$$

We then show by induction over  $n$ :

$$\forall n \in \mathbb{N}^*, H_n : \forall k \in \mathbb{N}, \mathbb{P}(S_n \geq k) \leq \mathbb{P}(T_n^{x,y} \geq k). \tag{56}$$

For  $n = 1$ , we have for  $k = 0$

$$\mathbb{P}(S_1 \geq 0) = \mathbb{P}(T_1^{x,y} \geq 0) = 1. \tag{57}$$

For  $k = 1$ , we have

$$\mathbb{P}(S_1 \geq 1) = \mathbb{P}(S_1 = 1) = 1 - b_0 \tag{58}$$

and

$$\mathbb{P}(T_1^{x,y} \geq 1) = \mathbb{P}(T_1^{x,y} = +\infty) = \mathbb{P}(U_1^{x,y} = V_1^{x,y}) \geq 1 - b_0 \tag{59}$$

by construction of the process  $((U_n^{x,y}, V_n^{x,y}))_{n \geq 0}$ .

Finally, for  $k \geq 2$ , we have  $\mathbb{P}(S_1 \geq k) = 0 \leq \mathbb{P}(T_1^{x,y} \geq k)$ , therefore proposition  $H_0$  is true.

Assume  $H_n$  is true for some  $n \in \mathbb{N}$  fixed, let us show that  $H_{n+1}$  is also true.

For  $k = 0$ , the inequality is obvious, and for  $k \geq n+2$ ,  $\mathbb{P}(S_{n+1} \geq k) = 0$ , so the inequality is also trivial.

For  $k = n+1$ , we have

$$\mathbb{P}(S_{n+1} \geq n+1) = \mathbb{P}(S_{n+1} = n+1) = \prod_{j=0}^n (1 - b_j) \tag{60}$$

and

$$\mathbb{P}(T_{n+1}^{x,y} \geq n+1) = \mathbb{P}(T_{n+1}^{x,y} = +\infty) = \mathbb{P}(U_{n+1}^{x,y} = V_{n+1}^{x,y}, \dots, U_1^{x,y} = V_1^{x,y}) \geq \prod_{j=0}^n (1 - b_j) \tag{61}$$

by construction of the process  $((U_n^{x,y}, V_n^{x,y}))_{n \geq 0}$ , so the inequality is satisfied.

Take now  $1 \leq k \leq n$ , we have

$$\begin{aligned}
\mathbb{P}(T_{n+1}^{x,y} \geq k) &= \sum_{m=k}^n \mathbb{P}(T_{n+1}^{x,y} = m) + \mathbb{P}(T_{n+1}^{x,y} = +\infty) \\
&= \sum_{m=k}^n \mathbb{P}(T_{n+1}^{x,y} = m \mid T_n^{x,y} = m-1) \times \mathbb{P}(T_n^{x,y} = m-1) + \mathbb{P}(T_{n+1}^{x,y} = +\infty) \\
&\geq \sum_{m=k}^n (1 - b_{m-1}) \mathbb{P}(T_n^{x,y} = m-1) + \mathbb{P}(T_{n+1}^{x,y} = +\infty) \\
&= \sum_{m=k}^n (1 - b_{m-1}) (\mathbb{P}(T_n^{x,y} \geq m-1) - \mathbb{P}(T_n^{x,y} \geq m)) + \mathbb{P}(T_{n+1}^{x,y} = +\infty) \\
&= \sum_{m=k}^n \mathbb{P}(T_n^{x,y} \geq m-1) - \sum_{m=k}^n b_{m-1} \mathbb{P}(T_n^{x,y} \geq m-1) \\
&\quad - \sum_{m=k}^n \mathbb{P}(T_n^{x,y} \geq m) + \sum_{m=k}^n b_{m-1} \mathbb{P}(T_n^{x,y} \geq m) + \mathbb{P}(T_{n+1}^{x,y} = +\infty) \\
&= (1 - b_{k-1}) \mathbb{P}(T_n^{x,y} \geq k-1) + \sum_{m=k}^{n-1} (b_{m-1} - b_m) \mathbb{P}(T_n^{x,y} \geq m) + b_{n-1} \mathbb{P}(T_n^{x,y} \geq n) \\
&\quad - \mathbb{P}(T_n^{x,y} \geq n) + \mathbb{P}(T_{n+1}^{x,y} = +\infty) \\
&= (1 - b_{k-1}) \mathbb{P}(T_n^{x,y} \geq k-1) + \sum_{m=k}^{n-1} (b_{m-1} - b_m) \mathbb{P}(T_n^{x,y} \geq m) + b_{n-1} \mathbb{P}(T_n^{x,y} \geq n) \\
&\quad + \prod_{j=0}^{n-1} (1 - b_j)(1 - b_n - 1) \\
&= (1 - b_{k-1}) \mathbb{P}(T_n^{x,y} \geq k-1) + \sum_{m=k}^n (b_{m-1} - b_m) \mathbb{P}(T_n^{x,y} \geq m) \tag{62}
\end{aligned}$$

Similarly

$$\begin{aligned}
\mathbb{P}(S_{n+1} \geq k) &= (1 - b_{k-1}) \mathbb{P}(S_n \geq k-1) + \sum_{m=k}^n (b_{m-1} - b_m) \mathbb{P}(S_n \geq m) \\
&\leq (1 - b_{k-1}) \mathbb{P}(T_n^{x,y} \geq k-1) + \sum_{m=k}^n (b_{m-1} - b_m) \mathbb{P}(T_n^{x,y} \geq m) \\
&\quad \text{since } H_n \text{ is true and } (b_m)_{m \geq 0} \text{ is decreasing} \\
&\leq \mathbb{P}(T_{n+1}^{x,y} \geq k), \tag{63}
\end{aligned}$$

which concludes the induction.

Applying inequality (56) for  $k = 1$ , we obtain for all  $n \in \mathbb{N}$ :

$$\mathbb{P}(S_n \geq 1) \leq \mathbb{P}(T_n^{x,y} \geq 1) \tag{64}$$

Thus

$$\mathbb{P}(T_n^{x,y} = 0) \leq b_n^*, \quad (65)$$

i.e.

$$\mathbb{P}(U_n^{x,y} \neq V_n^{x,y}) \leq b_n^*. \quad (66)$$

□

Given  $k \in \mathbb{Z}$ ,  $l \in \mathbb{N}$  and  $n \in \mathbb{N}$  such that  $n + k \geq 1$ , as well as a past  $y = (y_0, y_1, \dots) \in X^{\mathbb{N}}$ , we define the probability measure  $\pi_{k,l}^{(n,y)}$  on  $(X^{l+1}, \mathbb{X}^{\otimes l+1})$  for all  $A_k, \dots, A_{k+l} \in \mathbb{X}$  by

$$\pi_{k,l}^{(n,y)}(A_k \times \dots \times A_{k+l}) = \underbrace{\int_{\mathbb{X}} \dots \int_{\mathbb{X}}}_{n+k-1} \underbrace{\int_{A_k} \dots \int_{A_{k+l}}}_{l+1} P(dz_{n+k+l} \mid z_{n+k+l-1}, \dots, z_1, y) \dots P(dz_1 \mid y). \quad (67)$$

Note that if  $(Z_n^y)_{n \geq 1}$  is a process satisfying

$$\mathbb{P}(Z_1^y \in A_1) = P(A_1 \mid y), \quad (68)$$

and

$$\forall n \in \mathbb{N}^*, \mathbb{P}(Z_{n+1}^y \in A_{n+1} \mid Z_n^y = z_n, \dots, Z_1^y = z_1) = P(A \mid z_n, \dots, z_1, y), \quad (69)$$

then

$$(Z_{n+k}^y, \dots, Z_{n+k+l}^y) \sim \pi_{k,l}^{n,y}. \quad (70)$$

**Lemma 3.** *The sequence  $(\pi_{k,l}^{(n,y)}(\cdot))_{n \in \mathbb{N}}$  is a Cauchy sequence in  $(\mathcal{M}_1(\mathbb{X}^{\otimes l+1}), d_{TV})$ .*

*Proof.* Let  $n, p \in \mathbb{N}$  with  $n + k \geq 1$ , we have for any measurable function  $h : X^{l+1} \rightarrow [0, 1]$

$$\begin{aligned} \int h d\pi_{k,l}^{n+p,y} - \int h d\pi_{k,l}^{n,y} &= \mathbb{E} \left( h(Z_{n+p+k}^y, \dots, Z_{n+p+k+l}^y) \right) - \mathbb{E} \left( h(Z_{n+k}^y, \dots, Z_{n+k+l}^y) \right) \\ &= \mathbb{E} \left( \mathbb{E} \left( h(Z_{n+p+k}^y, \dots, Z_{n+p+k+l}^y) \mid Z_p^y, \dots, Z_1^y \right) \right) - \mathbb{E} \left( h(Z_{n+k}^y, \dots, Z_{n+k+l}^y) \right). \end{aligned} \quad (71)$$

However, one can show that for any  $z_1, \dots, z_p \in X$ , we have

$$\mathbb{E} \left( h(Z_{n+p+k}^y, \dots, Z_{n+p+k+l}^y) \mid Z_p^y = z_p, \dots, Z_1^y = z_1 \right) = \mathbb{E} \left( h(Z_{n+k}^{[z \cdot y]_p}, \dots, Z_{n+k+l}^{[z \cdot y]_p}) \right) \quad (72)$$

where  $[z \cdot y]_p = (z_p, \dots, z_1, y)$ .

Hence

$$\int h d\pi_{k,l}^{n+p,y} - \int h d\pi_{k,l}^{n,y} = \mathbb{E} \left( h(Z_{n+k}^{[Z^y \cdot y]_p}, \dots, Z_{n+k+l}^{[Z^y \cdot y]_p}) \right) - \mathbb{E} \left( h(Z_{n+k}^y, \dots, Z_{n+k+l}^y) \right), \quad (73)$$

and by taking the expectancy in both sides of (73), we obtain

$$\int hd\pi_{k,l}^{n+p,y} - \int hd\pi_{k,l}^{n,y} \leq \mathbb{E} \left( d_{TV} \left( \pi_{k,l}^{n,[Z^y \cdot y]_p}, \pi_{k,l}^{n,y} \right) \right). \quad (74)$$

However, we have according to remarks (68) to (70) and the coupling inequality, we have for any  $y, z \in X^{\mathbb{N}}$

$$\begin{aligned} d_{TV} \left( \pi_{k,l}^{(n,y)}; \pi_{k,l}^{(n,z)} \right) &\leq \mathbb{P} \left( (U_{n+k}^{y,z}, \dots, U_{n+k+l}^{y,z}) \neq (V_{n+k}^{y,z}, \dots, V_{n+k+l}^{y,z}) \right) \\ &= \mathbb{P} \left( \bigcup_{j=0}^l \{U_{n+k+j}^{y,z} \neq V_{n+k+j}^{y,z}\} \right) \\ &\leq \sum_{j=0}^l \mathbb{P} \left( U_{n+k+j}^{y,z} \neq V_{n+k+j}^l \right) \\ &\leq \sum_{j=0}^l b_{n+k+j}^*, \end{aligned} \quad (75)$$

where the last inequality is obtained by Lemma 2.

Therefore, returning to equation (74) and taking the supremum on the functions  $h$ , we obtain

$$d_{TV} \left( \pi_{k,l}^{n+p,y}, \pi_{k,l}^{n,y} \right) \leq \sum_{j=0}^l b_{n+k+j}^*. \quad (76)$$

According to Proposition 2 in Bressaud et al. (1999), since  $b_0 < 1$  and  $\sum_{n \geq 0} b_n < +\infty$ , we also have  $\sum_{n \geq 0} b_n^* < +\infty$ , and for  $n$  large enough, the last quantity in (76) is close to zero.

Thus,  $(\pi_{k,l}^{(n,y)})_{n \geq 0}$  is a Cauchy sequence in  $(\mathcal{M}_1(\mathbb{X}^{\otimes(l+1)}), d_{TV})$ .  $\square$

Since  $(\mathcal{M}_1(\mathbb{X}^{\otimes(l+1)}), d_{TV})$  is complete, there exists for  $k \in \mathbb{Z}$ ,  $l \in \mathbb{N}$  and  $y \in X^{\mathbb{N}}$  fixed, a probability measure  $\pi_{k,l}^y$  such that:

$$\pi_{k,l}^{(n,y)} \xrightarrow{d_{TV}} \pi_{k,l}^y. \quad (77)$$

**Lemma 4.** *There exists  $\pi_{k,l} \in \mathcal{M}_1(\mathbb{X}^{\otimes(l+1)})$  such that:*

$$\sup_{y \in X^{\mathbb{N}}} d_{TV} \left( \pi_{k,l}^{(n,y)}; \pi_{k,l} \right) \xrightarrow{n \rightarrow +\infty} 0. \quad (78)$$

*Proof.* Take any  $y, z \in X^{\mathbb{N}}$ , we have for all  $n \in \mathbb{N}$ :

$$d_{TV} \left( \pi_{k,l}^y; \pi_{k,l}^z \right) \leq \underbrace{d_{TV} \left( \pi_{k,l}^y; \pi_{k,l}^{(n,y)} \right)}_{\xrightarrow{n \rightarrow +\infty} 0} + d_{TV} \left( \pi_{k,l}^{(n,y)}; \pi_{k,l}^{(n,z)} \right) + \underbrace{d_{TV} \left( \pi_{k,l}^{(n,z)}; \pi_{k,l}^z \right)}_{\xrightarrow{n \rightarrow +\infty} 0}. \quad (79)$$

Moreover, we already proved with inequality (75) that  $d_{TV} \left( \pi_{k,l}^{(n,y)}; \pi_{k,l}^{(n,z)} \right) \xrightarrow{n \rightarrow +\infty} 0$ .

Thus, for any  $y, z \in X^{\mathbb{N}}$ , we have  $\pi_{k,l}^y = \pi_{k,l}^z$ . Let us denote  $\pi_{k,l} = \pi_{k,l}^z$  for some  $z$  fixed and  $\tilde{x} = (x, x, \dots) \in X^{\mathbb{N}}$  for an element  $x \in X$  also fixed.

Let  $\varepsilon > 0$ , there exists  $n_0 \in \mathbb{N}$  such that for all  $n \geq n_0$ :

$$\sum_{j=0}^l b_{n+k+j}^* < \varepsilon \quad \text{and} \quad d_{TV} \left( \pi_{k,l}^{(n,\tilde{x})}; \pi_{k,l} \right) < \varepsilon. \quad (80)$$

Thus, according to inequality (75), we have for any  $y \in X^{\mathbb{N}}$  and  $n \geq n_0$ :

$$\begin{aligned} d_{TV} \left( \pi_{k,l}^{(n,y)}; \pi_{k,l} \right) &\leq d_{TV} \left( \pi_{k,l}^{(n,y)}; \pi_{k,l}^{(n,\tilde{x})} \right) + d_{TV} \left( \pi_{k,l}^{(n,\tilde{x})}; \pi_{k,l} \right) \\ &\leq \sum_{j=0}^l b_{n+k+j}^* + \varepsilon \\ &< 2\varepsilon. \end{aligned} \quad (81)$$

So, for  $n \geq n_0$ , we have:

$$\sup_{y \in X^{\mathbb{N}}} d_{TV} \left( \pi_{k,l}^{(n,y)}; \pi_{k,l} \right) \leq 2\varepsilon. \quad (82)$$

Hence the result. □

It is therefore possible to define a probability measure  $\pi$  on  $\mathbb{X}^{\mathbb{Z}}$  by defining it for any cylinder  $A = \prod_{n \in \mathbb{Z}} A_n$  of  $X^{\mathbb{Z}}$ :

$$\pi(A) = \pi_{k,l-k}(A_k \times \dots \times A_l) \quad (83)$$

where  $k = \inf \{n \in \mathbb{Z} : A_n \neq X\}$  and  $l = \sup \{n \in \mathbb{Z} : A_n \neq X\}$ .

As a consequence, there exists a stochastic process  $(Y_t)_{t \in \mathbb{Z}}$  valued in  $X$  with distribution  $\mathbb{P}_Y = \pi$ .

The first natural property to verify is if  $(Y_t)_{t \in \mathbb{Z}}$  satisfies equation (9), as it is proven in the following lemma.

**Lemma 5.** *For all  $t \in \mathbb{Z}$  and  $A \in \mathbb{X}$ :*

$$\mathbb{P}(Y_t \in A \mid Y_{t-1}^- = y_{t-1}^-) = P(A \mid y_{t-1}^-). \quad (84)$$

*Proof.* Consider  $t \in \mathbb{Z}$  and  $k \in \mathbb{N}$  fixed.

Let us denote by  $\pi_t^-$  the distribution of  $Y_t^-$ , and for any  $A_0, \dots, A_{0k} \in \mathbb{X}$ , let us define the function

$$\begin{aligned} h : \quad X^{k+1} &\longrightarrow [0; 1] \\ (y_0, \dots, y_k) &\longmapsto \mathbb{1}_{A_0}(y_0) \mathbb{1}_{A_1}(y_1) \dots \mathbb{1}_{A_k}(y_k). \end{aligned} \quad (85)$$

In a first instance, we aim to prove that

$$\int h(y_t, \dots, y_{t-k}) \pi_t^-(dy_t^-) = \int \int h(y_t, \dots, y_{t-k}) P(dy_t \mid y_{t-1}^-) \pi_{t-1}^-(dy_{t-1}^-) \quad (86)$$

i.e.

$$\mathbb{P}(Y_t \in A_0, Y_{t-1}^- \in B_k) = \int_{B_k} P(A_0 | y_{t-1}^-) \pi_{t-1}^-(dy_{t-1}^-), \quad (87)$$

where  $B_k$  is the cylinder of  $X^{\mathbb{N}}$ :  $B_k = A_1 \times \dots \times A_k \times X \times \dots$

Let  $\varepsilon > 0$ , for  $m \in \mathbb{N}$  large enough,  $m \geq k$ , we have  $b_m < \varepsilon$  and:

$$\forall n \geq m, d_{TV} \left( \pi_{t-k,k}^{(n,\tilde{x})}; \pi_{t-k,k}^{(n,\tilde{x})} \right) + d_{TV} \left( \pi_{t-m,m-1}^{(n,\tilde{x})}; \pi_{t-m,m-1}^{(n,\tilde{x})} \right) < \varepsilon \quad (88)$$

where  $\tilde{x} = (x, x, \dots)$  for a fixed element  $x \in X$ .

In the following, we take any  $n \geq m$ , so that the previous inequality is satisfied.

Let us define

$$C_m = \int \int h(y_{n+t}, \dots, y_{n+t-k}) P(dy_{n+t} | y_{n+t-1}, \dots, y_{n+t-m}, \tilde{x}) \pi_{t-m,m-1}^{(n,\tilde{x})}(dy_{n+t-m}, \dots, dy_{n+t-1}). \quad (89)$$

We have

$$\begin{aligned} & \left| C_m - \int h(y_{n+t}, \dots, y_{n+t-k}) \pi_{t-k,k}^{(n,\tilde{x})}(dy_{n+t-k}, \dots, dy_{n+t}) \right| \\ &= \left| \int \int h(y_{n+t}, \dots, y_{n+t-k}) P(dy_{n+t} | y_{n+t-1}, \dots, y_{n+t-m}, \tilde{x}) \pi_{t-m,m-1}^{(n,\tilde{x})}(dy_{n+t-m}, \dots, dy_{n+t-1}) \right. \\ & \quad \left. - \int h(y_{n+t}, \dots, y_{n+t-k}) \pi_{t-k,k}^{(n,\tilde{x})}(dy_{n+t-k}, \dots, dy_{n+t}) \right| \\ &= \left| \underbrace{\int \dots \int}_{n+t-1} \left[ \int h(y_{n+t}, \dots, y_{n+t-k}) P(dy_{n+t} | y_{n+t-1}, \dots, y_{n+t-m}, \tilde{x}) \right. \right. \\ & \quad \left. \left. - \int h(y_{n+t}, \dots, y_{n+t-k}) P(dy_{n+t} | y_{n+t-1}, \dots, y_1, \tilde{x}) \right] P(dy_{n+t-1} | y_{n+t-2}, \dots, y_1, \tilde{x}) \dots P(dy_1 | \tilde{x}) \right| \\ &\leq \underbrace{\int \dots \int}_{n+t-1} b_m P(dy_{n+t-1} | y_{n+t-2}, \dots, y_1, \tilde{x}) \dots P(dy_1 | \tilde{x}) \\ &= b_m \\ &< \varepsilon. \end{aligned} \quad (90)$$

Furthermore

$$\begin{aligned} & \left| C_m - \int \int h(y_t, \dots, y_{t-k}) P(dy_t | y_{t-1}, \dots, y_{t-m}, \tilde{x}) \pi_{t-m,m-1}(dy_{t-m}, \dots, dy_{t-1}) \right| \\ &\leq d_{TV} \left( \pi_{t-m,m-1}^{(n,\tilde{x})}; \pi_{t-m,m-1} \right) \\ &< \varepsilon. \end{aligned} \quad (91)$$

Finally, we have for any  $y_{t-1}^- \in X^{\mathbb{N}}$

$$\left| \int h(y_t, \dots, y_{t-k}) P(dy_t | y_{t-1}, \dots, y_{t-m}, \tilde{x}) - \int h(y_t, \dots, y_{t-k}) P(dy_t | y_{t-1}^-) \right| \leq b_m < \varepsilon, \quad (92)$$

which implies

$$\begin{aligned} & \left| \int \int h(y_t, \dots, y_{t-k}) P(dy_t | y_{t-1}, \dots, y_{t-m}, \tilde{x}) \pi_{t-m, m-1}(dy_{t-m}, \dots, dy_{t-1}) \right. \\ & \quad \left. - \int \int h(y_t, \dots, y_{t-k}) P(dy_t | y_{t-1}^-) \pi_{t-1}^-(y_{t-1}^-) \right| \\ &= \left| \int \int h(y_t, \dots, y_{t-k}) P(dy_t | y_{t-1}, \dots, y_{t-m}, \tilde{x}) \pi_{t-1}^-(dy_{t-1}^-) - \int \int h(y_t, \dots, y_{t-k}) P(dy_t | y_{t-1}^-) \pi_{t-1}^-(y_{t-1}^-) \right| \\ &\leq \int \left| \int h(y_t, \dots, y_{t-k}) P(dy_t | y_{t-1}, \dots, y_{t-m}, \tilde{x}) - \int h(y_t, \dots, y_{t-k}) P(dy_t | y_{t-1}^-) \right| \pi_{t-1}^-(dy_{t-1}^-) \\ &\leq \varepsilon. \end{aligned} \quad (93)$$

We thus obtain

$$\begin{aligned} & \left| \int h(y_t, \dots, y_{t-k}) \pi_{t-k, k}(dy_{t-k}, \dots, dy_t) - \int \int h(y_t, \dots, y_{t-k}) P(dy_t | y_{t-1}^-) \pi_{t-1}^-(dy_{t-1}^-) \right| \\ &\leq \left| \int h(y_t, \dots, y_{t-k}) \pi_{t-k, k}(dy_{t-k}, \dots, dy_t) - \int h(y_t, \dots, y_{t-k}) \pi_{t-k, k}^{(n, \tilde{x})}(dy_{t-k}, \dots, dy_t) \right| \\ & \quad + \left| \int h(y_{n+t}, \dots, y_{n+t-k}) \pi_{t-k, k}^{(n, \tilde{x})}(dy_{n+t-k}, \dots, dy_{n+t}) - C_m \right| \\ & \quad + \left| C_m - \int \int h(y_t, \dots, y_{t-k}) P(dy_t | y_{t-1}, \dots, y_{t-m}, \tilde{x}) \pi_{t-m, m-1}(dy_{t-m}, \dots, dy_{t-1}) \right| \\ & \quad + \left| \int \int h(y_t, \dots, y_{t-k}) P(dy_t | y_{t-1}, \dots, y_{t-m}, \tilde{x}) \pi_{t-m, m-1}(dy_{t-m}, \dots, dy_{t-1}) \right. \\ & \quad \quad \left. - \int \int h(y_t, \dots, y_{t-k}) P(dy_t | y_{t-1}^-) \pi_{t-1}^-(dy_{t-1}^-) \right| \\ &\leq 4\varepsilon. \end{aligned} \quad (94)$$

Since  $\varepsilon > 0$  is arbitrary, this gives us equations (86) and (87).

By an argument of monotone class, equation (87) then leads to:

$$\forall A \in \mathbb{X}, \forall B \in \mathbb{X}^{\otimes \mathbb{N}}, \mathbb{P}(Y_t \in A, Y_{t-1}^- \in B) = \int_B P(A | y_{t-1}^-) \pi_{t-1}^-(dy_{t-1}^-), \quad (95)$$

which means that:

$$\forall A \in \mathbb{X}, \forall y_{t-1}^- \in X^{\mathbb{N}}, \mathbb{P}(Y_t \in A | Y_{t-1}^- = y_{t-1}^-) = P(A | y_{t-1}^-). \quad (96)$$

□



**Lemma 6.** *The process  $(Y_t)_{t \in \mathbb{Z}}$  is strictly stationary.*

*Proof.* Let  $t \in \mathbb{Z}$  and  $k \in \mathbb{N}^*$ , one can show that for any  $n \in \mathbb{N}$  such that  $n + t \in \mathbb{N}$

$$\pi_{t+1, k-1}^{(n, \tilde{x})} = \pi_{1, k-1}^{(n+t, \tilde{x})}, \quad (97)$$

where  $\tilde{x} = (x, x, \dots)$  for a fixed  $x \in X$ .

Therefore, we have for any  $h \in \mathcal{C}_b(X^k, \mathbb{R})$

$$\begin{aligned} \mathbb{E}(h(Y_{t+1}, \dots, Y_{t+k})) & \int h(y_1, \dots, y_k) \pi_{t+1, k-1}(dy_1, \dots, dy_k) \\ & = \lim_{n \rightarrow +\infty} \int h(y_1, \dots, y_k) \pi_{t+1, k-1}^{(n, \tilde{x})}(dy_1, \dots, dy_k) \\ & = \lim_{n \rightarrow +\infty} \int h(y_1, \dots, y_k) \pi_{1, k-1}^{(n+t, \tilde{x})}(dy_1, \dots, dy_k) \\ & = \int h(y_1, \dots, y_k) \pi_{1, k-1}(dy_1, \dots, dy_k) \\ & = \mathbb{E}(h(Y_1, \dots, Y_k)). \end{aligned} \quad (98)$$

Indeed, when considering a Borel  $\sigma$ -field, the convergence in total variation implies the convergence in distribution.

We thus obtain the desired result.  $\square$

We now show the uniqueness of a process satisfying the desired conditions mentioned in Theorem 1.

**Lemma 7.** *The process  $(Y_t)_{t \in \mathbb{Z}}$  is unique in the sense that, if  $(Z_t)_{t \in \mathbb{Z}}$  is another strictly stationary process such that*

$$\forall t \in \mathbb{Z}, \forall A \in \mathbb{X}, \quad \mathbb{P}(Z_t \in A \mid Z_{t-1}^- = z_{t-1}^-) = P(A \mid z_{t-1}^-), \quad (99)$$

then  $\mathbb{P}_Z = \pi$ .

*Proof.* Since  $(Z_t)_{t \in \mathbb{Z}}$  is strictly stationary, it is sufficient to show that for all  $k \in \mathbb{N}^*$

$$(Z_1, \dots, Z_k) \sim \pi_{1, k-1}. \quad (100)$$

Consider  $h \in \mathcal{C}_b(X^k, \mathbb{R})$ , we have for all  $n \in \mathbb{N}$

$$\mathbb{E}(h(Z_1, \dots, Z_k)) = \mathbb{E}(\mathbb{E}(h(Z_1, \dots, Z_k) \mid Z_{-n}^-)). \quad (101)$$

However

$$\mathbb{E}(h(Z_1, \dots, Z_k) \mid Z_{-n}^-) = \underbrace{\int_X \cdots \int_X}_{n+k} h(z_1, \dots, z_k) P(dz_k \mid z_{k-1}, \dots, z_{-n+1}, Z_{-n}^-) \cdots P(dz_{-n+1} \mid Z_{-n}^-), \quad (102)$$

thus

$$\mathbb{E}(\mathbb{E}(h(Z_1, \dots, Z_k) \mid Z_{-n}^-)) = \mathbb{E}\left(\int h(z_1, \dots, z_k) \pi_{1, k-1}^{(n, Z_{-n}^-)}(dz_1, \dots, dz_k)\right). \quad (103)$$

By Lemma 4 we have  $\sup_{y \in \mathbb{X}^{\mathbb{N}}} d_{TV} \left( \pi_{1,k-1}^{(n,y)}; \pi_{1,k-1} \right) \xrightarrow{n \rightarrow +\infty} 0$ , thus

$$\lim_{n \rightarrow +\infty} \int h(z_1, \dots, z_k) \pi_{1,k-1}^{(n, Z_{-n}^-)}(dz_1, \dots, dz_k) = \int h(z_1, \dots, z_k) \pi_{1,k-1}(dz_1, \dots, dz_k), \quad (104)$$

since the convergence in total variation implies the convergence in distribution.

Furthermore, since  $h$  is a bounded function, we have

$$\int h(z_1, \dots, z_k) \pi_{1,k-1}^{(n, Z_{-n}^-)}(dz_1, \dots, dz_k) \leq \int \|h\|_{\infty} \pi_{1,k-1}^{(n, Z_{-n}^-)}(dz_1, \dots, dz_k) = \|h\|_{\infty}. \quad (105)$$

Therefore, we have by dominated convergence

$$\lim_{n \rightarrow +\infty} \mathbb{E} \left( \mathbb{E} \left( h(Z_1, \dots, Z_k) \mid Z_{-n}^- \right) \right) = \mathbb{E} \left( h(Y_1, \dots, Y_k) \right) = \int h d\pi_{1,k-1}, \quad (106)$$

which is the desired result.  $\square$

We end the proof of Theorem 1 with the following lemma.

**Lemma 8.** *The process  $(Y_t)_{t \in \mathbb{Z}}$  is ergodic.*

*Proof.* Consider two cylinders of  $\mathbb{X}^{\mathbb{Z}}$

$$A = \dots X \times A_k \times \dots \times A_{k+l} \times X \dots \quad (107)$$

and

$$B = \dots X \times B_s \times \dots \times B_{s+t} \times X \dots \quad (108)$$

where  $k, s \in \mathbb{Z}$  and  $l, t \in \mathbb{N}$ .

Let  $n, m \in \mathbb{N}$  such that  $n > -k$ , we have for  $\tilde{x} = (x, x, \dots)$  a fixed element in  $X^{\mathbb{N}}$

$$\begin{aligned} & \pi_{k,l+m+t+1}^{(n,\tilde{x})} (A_k \times \dots \times A_{k+l} \times \underbrace{X \times \dots \times X}_m \times B_s \times \dots \times B_{s+t}) \\ &= \int_X \dots \int_X \int_{A_k} \dots \int_{A_{k+l}} \underbrace{\int_X \dots \int_X}_{m} \int_{B_s} \dots \int_{B_{s+t}} P(dy_{n+k+l+m+t+1} \mid y_{n+k+l+m+t}, \dots, y_1, \tilde{x}) \\ & \quad \dots P(dy_{n+k+l+1} \mid y_{n+k+l}, \dots, y_1, \tilde{x}) P(dy_{n+k+l} \mid y_{n+k+l-1}, \dots, y_1, \tilde{x}) \dots P(dy_1 \mid \tilde{x}) \\ &= \int_X \dots \int_X \int_{A_k} \dots \int_{A_{k+l}} \pi_{1,t}^{(m,\tilde{y})} (B_s \times \dots \times B_{s+t}) P(dy_{n+k+l} \mid y_{n+k+l-1}, \dots, y_1, \tilde{x}) \dots P(dy_1 \mid \tilde{x}) \\ & \quad \text{where } \tilde{y} = (y_{n+k+l}, \dots, y_1, \tilde{x}) \\ & \xrightarrow{m \rightarrow +\infty} \int_X \dots \int_X \int_{A_k} \dots \int_{A_{k+l}} P(dy_{n+k+l} \mid y_{n+k+l-1}, \dots, y_1, \tilde{x}) \dots P(dy_1 \mid \tilde{x}) \times \pi_{1,t}(B_s \times \dots \times B_{s+t}) \\ & \quad \text{by dominated convergence} \\ &= \pi_{k,l}^{(n,\tilde{x})} (A_k \times \dots \times A_{k+l}) \times \pi_{s,t}(B_s \times \dots \times B_{s+t}) \quad \text{since } \pi_{1,t} = \pi_{s,t} \\ & \xrightarrow{n \rightarrow +\infty} \pi_{k,l} (A_k \times \dots \times A_{k+l}) \times \pi_{1,t}(B_s \times \dots \times B_{s+t}) \\ &= \pi(A) \times \pi(B). \end{aligned} \quad (109)$$

However

$$\begin{aligned} & \pi_{k,l+m+t+1}^{(n,\bar{x})}(A_k \times \cdots \times A_{k+l} \times \underbrace{X \times \cdots \times X}_m \times B_s \times \cdots \times B_{s+t}) \\ & \xrightarrow{n \rightarrow +\infty} \underbrace{\pi_{k,l+m+t+1}(A_k \times \cdots \times A_{k+l} \times X \times \cdots \times X \times B_s \times \cdots \times B_{s+t})}_{=\pi(A \cap \sigma^{-m}(B))}. \end{aligned} \quad (110)$$

Defining the shift operator  $\sigma$  on  $X^{\mathbb{Z}}$  by

$$\sigma \cdot y = (y_{t+1})_{t \in \mathbb{Z}},$$

and combining equations (109) and (110) we obtain

$$\lim_{m \rightarrow +\infty} \pi(A \cap \sigma^{-m}(B)) = \pi(A) \times \pi(B) \quad (111)$$

for any cylinders  $A, B \in \mathbb{X}^{\mathbb{Z}}$ .

Using approximations of measurable sets by cylinders, we obtain the same result for any  $A, B$  in  $\mathbb{X}^{\otimes \mathbb{Z}}$ .

Consider now  $A \in \mathbb{X}^{\otimes \mathbb{Z}}$  invariant for  $\pi$ , that is  $\sigma(A) = A$ . We have for any  $m \in \mathbb{N}$

$$\pi(A) = \pi(A \cap \sigma^{-m}(A)) \xrightarrow{m \rightarrow +\infty} \pi(A)^2. \quad (112)$$

Thus,  $\pi(A) \in \{0, 1\}$ , and  $(Y_t)_{t \in \mathbb{Z}}$  is ergodic.  $\square$

**Lemma 9.** For some  $\alpha \in (0, \infty)^d$ , let  $\nu_\alpha^{(d)}$  be the Dirichlet distribution of parameter  $\alpha$ . For  $1 \leq i \leq d$ , let  $0 < m_i < M_i$ . There then exists  $K > 0$  such that

$$\forall \alpha, \alpha' \in \prod_{i=1}^d [m_i, M_i], \quad d_{TV}(\nu_\alpha; \nu_{\alpha'}) \leq K |\alpha - \alpha'|. \quad (113)$$

*Proof.* Without loss of generality, we assume that  $|\cdot|$  is the infinite norm  $\|\cdot\|_\infty$ . Let us first recall that if  $\gamma_1, \gamma_2$  are two probability measures with  $\gamma_1 = h_1 \cdot \nu$  and  $\gamma_2 = h_2 \cdot \nu$  where  $\nu$  is a positive measure, then

$$d_{TV}(\gamma_1, \gamma_2) = \frac{1}{2} \int |h_1 - h_2| d\nu. \quad (114)$$

Consequently, we have for any  $\alpha, \alpha'$  in  $\prod_{i=1}^d [m_i, M_i]$ :

$$\begin{aligned} d_{TV}(\nu_\alpha^{(d)}; \nu_{\alpha'}^{(d)}) &= \frac{1}{2} \int_{B_{d-1}} \left| \frac{\Gamma(\sum_{i=1}^d \alpha_i)}{\Gamma(\alpha_1) \cdots \Gamma(\alpha_d)} \prod_{i=1}^{d-1} x_i^{\alpha_i-1} \left(1 - \sum_{i=1}^{d-1} x_i\right)^{\alpha_d-1} \right. \\ & \quad \left. - \frac{\Gamma(\sum_{i=1}^d \alpha'_i)}{\Gamma(\alpha'_1) \cdots \Gamma(\alpha'_d)} \prod_{i=1}^{d-1} x_i^{\alpha'_i-1} \left(1 - \sum_{i=1}^{d-1} x_i\right)^{\alpha'_d-1} \right| dx_1 \cdots dx_{d-1}. \end{aligned} \quad (115)$$

For  $x \in B_{d-1}$  fixed, let us denote the application:

$$\begin{aligned} \psi_x : \prod_{i=1}^d [m_i; M_i] &\longrightarrow \mathbb{R}_+ \\ \alpha &\longmapsto \frac{\Gamma\left(\sum_{i=1}^d \alpha_i\right)}{\Gamma(\alpha_1) \dots \Gamma(\alpha_d)} \prod_{i=1}^{d-1} x_i^{\alpha_i-1} \left(1 - \sum_{i=1}^{d-1} x_i\right)^{\alpha_d-1} \end{aligned} \quad (116)$$

which is  $\mathcal{C}^1$ , and we have:

$$d_{TV}\left(\nu_\alpha^{(d)}; \nu_{\alpha'}^{(d)}\right) = \frac{1}{2} \int_{B_{d-1}} |\psi_x(\alpha) - \psi_x(\alpha')| dx_1 \dots dx_{d-1}. \quad (117)$$

Take any  $j \in \{1, \dots, d-1\}$ , denoting  $S_\alpha = \sum_{i=1}^d \alpha_i$  and  $x_d = 1 - \sum_{i=1}^{d-1} x_i$ , we have:

$$\frac{\partial \psi_x}{\partial \alpha_j}(\alpha) = \prod_{i=1}^d x_i^{\alpha_i-1} \times \left( \frac{\Gamma'(S_\alpha) \Gamma(\alpha_1) \dots \Gamma(\alpha_d) - \Gamma(S_\alpha) \Gamma'(\alpha_j) \prod_{i \neq j} \Gamma(\alpha_i)}{(\Gamma(\alpha_1) \dots \Gamma(\alpha_d))^2} + \frac{\Gamma(S_\alpha) \log(x_j)}{\Gamma(\alpha_1) \dots \Gamma(\alpha_d)} \right). \quad (118)$$

Because the Gamma function  $\Gamma$  is  $\mathcal{C}^\infty$  on  $]0; +\infty[$  and  $\prod_{i=1}^d [m_i; M_i]$  is compact, there exists a couple of positive numbers  $(M_1, M_2)$  such that:

$$\left| \frac{\partial \psi_x}{\partial \alpha_j}(\alpha) \right| \leq \prod_{i=1}^d x_i^{\alpha_i-1} \times |M_1 + M_2 \log(x_j)| \quad (119)$$

$$\leq \underbrace{M_1 \prod_{i=1}^d x_i^{m_i-1} + M_2 \prod_{i=1}^d x_i^{m_i-1} \cdot |\log(x_j)|}_{C_j(x)}. \quad (120)$$

Note that a similar inequality is also satisfied for  $j = d$ .

By the mean value inequality, we obtain

$$|\psi_x(\alpha) - \psi_x(\alpha')| \leq \sup_{\alpha} |D_{\psi_x}(\alpha)| \cdot \|\alpha - \alpha'\|_\infty \quad (121)$$

where  $D_{\psi_x}$  denotes the differential of  $\psi_x$  and:

$$|D_{\psi_x}(\alpha)| = \sup_{h \in \mathbb{R}^d} \frac{\left| \sum_{j=1}^d \frac{\partial \psi_x}{\partial \alpha_j}(\alpha) \cdot h_j \right|}{\|h\|_\infty} \leq \sup_{h \in \mathbb{R}^d} \frac{\sum_{j=1}^d C_j(x) \cdot |h_j|}{\|h\|_\infty} \leq \sum_{j=1}^d C_j(x). \quad (122)$$

Therefore,

$$d_{TV}\left(\nu_\alpha^{(d)}; \nu_{\alpha'}^{(d)}\right) \leq \frac{\|\alpha - \alpha'\|_\infty}{2} \int_{B_{d-1}} \sum_{j=1}^d C_j(x) dx_1 \dots dx_{d-1}. \quad (123)$$

Our goal now is to show that for any  $j \in \{1, \dots, d\}$ ,  $\int_{B_{d-1}} C_j(x) dx_1 \dots dx_{d-1} < +\infty$ .

We then have the desired result by taking  $K = 1 + \frac{1}{2} \sum_{j=1}^d \int_{B_{d-1}} C_j(x) dx_1 \dots dx_{d-1}$  for instance.

For any  $j \in \{1, \dots, d\}$ , we have:

$$\int_{B_{d-1}} C_j(x) dx_1 \dots dx_{d-1} = M_1 \int_{B_{d-1}} \prod_{i=1}^d x_i^{m_i-1} dx_1 \dots dx_{d-1} + M_2 \int_{B_{d-1}} \prod_{i=1}^d x_i^{m_i-1} |\log(x_j)| dx_1 \dots dx_{d-1} \quad (124)$$

$$= M_1 \frac{\Gamma(m_1) \dots \Gamma(m_d)}{\Gamma\left(\sum_{i=1}^d m_i\right)} + M_2 \underbrace{\int_{B_{d-1}} \prod_{i=1}^d x_i^{m_i-1} |\log(x_j)| dx_1 \dots dx_{d-1}}_{I_j^{(d)}(m_1, \dots, m_d)} \quad (125)$$

We thus have to show by induction the following property:

$$\forall d \geq 2, H_d : \forall j \in \{1, \dots, d\}, \forall m_1, \dots, m_d > 0, I_j^{(d)}(m_1, \dots, m_d) < +\infty. \quad (126)$$

label $\Rightarrow$   $H_2$  is true, we have indeed

$$I_1^{(2)} = \int_0^1 x_1^{m_1-1} (1-x_1)^{m_2-1} |\log(x_1)| dx_1. \quad (127)$$

Yet, on the neighborhood of 0:

$$x_1^{m_1-1} (1-x_1)^{m_2-1} |\log(x_1)| \sim x_1^{m_1-1} |\log(x_1)| \quad (128)$$

and  $\int_0^1 x_1^{m_1-1} |\log(x_1)| dx_1$  is a convergent Bertrand integral. On the neighborhood of 1:

$$x_1^{m_1-1} (1-x_1)^{m_2-1} |\log(x_1)| \sim (1-x_1)^{m_2-1} |\log(x_1)| \quad (129)$$

and  $\int_{\frac{1}{2}}^1 (1-x_1)^{m_2-1} |\log(x_1)| dx_1 \leq \log(2) \int_{\frac{1}{2}}^1 (1-x_1)^{m_2-1} dx_1 < +\infty$ .

Thus,  $I_1^{(2)}(m_1, m_2) < +\infty$ .

We show that  $I_2^{(2)} < +\infty$  by noticing that:

$$I_2^{(2)} = \int_0^1 x_1^{m_1-1} (1-x_1)^{m_2-1} |\log(1-x_1)| dx_1 = \int_0^1 (1-u)^{m_1-1} u^{m_2-1} |\log(u)| du = I_1^{(2)}(m_2, m_1) \quad (130)$$

and this last quantity is finite.

lbbel $\Rightarrow$  Assume that  $H_d$  is true for some  $d \geq 2$  fixed, and let us show that  $H_{d+1}$  is also true.

Let  $m_1, \dots, m_{d+1} > 0$  and  $j \in \{1, \dots, d\}$ , we have

$$I_j^{(d+1)}(m_1, \dots, m_{d+1}) = \int_{B_d} \prod_{i=1}^d x_i^{m_i-1} \left(1 - \sum_{i=1}^d x_i\right)^{m_{d+1}-1} |\log(x_j)| dx_1 \dots dx_d. \quad (131)$$

Without any loss of generality, we can set  $j = 1$  event if it means permuting the indices, and we have:

$$\begin{aligned}
& I_1^{(d+1)}(m_1, \dots, m_{d+1}) \\
&= \int_{B_d} x_1^{m_1-1} \left(1 - \sum_{i=2}^d x_i - x_1\right)^{m_{d+1}-1} |\log(x_1)| \prod_{i=2}^d x_i^{m_i-1} dx_1 \dots dx_d \\
&= \int_{B_d} x_1^{m_1-1} \left(1 - \sum_{i=2}^d x_i\right)^{m_{d+1}-1} \left(1 - \frac{x_1}{1 - \sum_{i=2}^d x_i}\right)^{m_{d+1}-1} \times |\log(x_1)| \prod_{i=2}^d x_i^{m_i-1} dx_1 \dots dx_d \\
&= \int_{B_{d-1}} \prod_{i=2}^d x_i^{m_i-1} \left(1 - \sum_{i=2}^d x_i\right)^{m_{d+1}-1} \\
&\quad \times \int_0^{1-\sum_{i=2}^d x_i} x_1^{m_1-1} \left(1 - \frac{x_1}{1 - \sum_{i=2}^d x_i}\right)^{m_{d+1}-1} |\log(x_1)| dx_1 dx_2 \dots dx_d \\
&= \int_{B_{d-1}} \prod_{i=2}^d x_i^{m_i-1} \left(1 - \sum_{i=2}^d x_i\right)^{m_1+m_{d+1}-1} \\
&\quad \times \int_0^1 u^{m_1-1} (1-u)^{m_{d+1}-1} \left| \log\left(\left(1 - \sum_{i=2}^d x_i\right) u\right) \right| du dx_2 \dots dx_d \\
&\leq \int_{B_{d-1}} \prod_{i=2}^d x_i^{m_i-1} \left(1 - \sum_{i=2}^d x_i\right)^{m_1+m_{d+1}-1} \left| \log\left(1 - \sum_{i=2}^d x_i\right) \right| \int_0^1 u^{m_1-1} (1-u)^{m_{d+1}-1} du dx_2 \dots dx_d \\
&\quad + \int_{B_{d-1}} \prod_{i=2}^d x_i^{m_i-1} \left(1 - \sum_{i=2}^d x_i\right)^{m_1+m_{d+1}-1} \int_0^1 u^{m_1-1} (1-u)^{m_{d+1}-1} |\log(u)| du dx_2 \dots dx_d \\
&= \beta(m_1, m_{d+1}) \int_{B_{d-1}} \prod_{i=2}^d x_i^{m_i-1} \left(1 - \sum_{i=2}^d x_i\right)^{m_1+m_{d+1}-1} \left| \log\left(1 - \sum_{i=2}^d x_i\right) \right| dx_2 \dots dx_d \\
&\quad + I_1^{(2)}(m_1, m_{d+1}) \int_{B_{d-1}} \prod_{i=2}^d x_i^{m_i-1} \left(1 - \sum_{i=2}^d x_i\right)^{m_1+m_{d+1}-1} dx_2 \dots dx_d \\
&= \beta(m_1, m_{d+1}) \times I_d^{(d)}(m_2, \dots, m_d, m_1 + m_{d+1}) + I_1^{(2)}(m_1, m_{d+1}) \times \frac{\Gamma(m_1 + m_{d+1})\Gamma(m_2) \dots \Gamma(m_d)}{\Gamma\left(\sum_{i=1}^{d+1} m_i\right)} \\
&\hspace{15em} (132)
\end{aligned}$$

which is finite by hypothesis.

By an analogous reasoning, we obtain

$$\begin{aligned}
I_{d+1}^{(d+1)}(m_1, \dots, m_{d+1}) &\leq \beta(m_1, m_{d+1}) \times I_d^{(d)}(m_2, \dots, m_d, m_1 + m_{d+1}) \\
&\quad + \frac{\Gamma(m_1 + m_{d+1})\Gamma(m_2) \dots \Gamma(m_d)}{\Gamma\left(\sum_{i=1}^{d+1} m_i\right)} \times I_2^{(2)}(m_1, m_{d+1}) \quad (133)
\end{aligned}$$

which is finite, and it concludes the proof.

□

**Lemma 10.** *Suppose that  $\nu_{\mu,s}$  is the multivariate logistic normal with parameters  $\mu$  and covariance matrix  $sV$  where  $s > 0$  and  $V$  is a given symmetric positive definite matrix. Let also  $a > 0$  and  $b > 1$ . There then exists  $K > 0$  such that*

$$\forall (\mu, s), (\mu', s') \in [-a, a]^{d-1} \times [1/b, b], \quad d_{TV}(\nu_{\mu,s}; \nu_{\mu',s'}) \leq K [|\mu - \mu'| + |s - s'|]. \quad (134)$$

**Proof of Lemma 10** Without loss of generality, we assume that  $|\cdot|$  is the Euclidean norm. For a measurable mapping  $h : \mathcal{S}_{d-1} \rightarrow [-1, 1]$ , we have

$$\int h d\nu_{\mu,s} = \int h \circ \text{alr}^{-1} \phi_{\mu,s} d\lambda_{d-1},$$

where  $\phi_{\mu,s}$  is the Gaussian density with mean  $\mu$  and variance  $sV$  and  $\lambda_{d-1}$  is the Lebesgue measure on  $\mathbb{R}^{d-1}$ . We then get

$$d_{TV}(\nu_{\mu,s}; \nu_{\mu',s'}) \leq \frac{1}{2} \int |\phi_{\mu,s} - \phi_{\mu',s'}| d\lambda_{d-1}.$$

Using Proposition 2.1 in [Devroye et al. \(2018\)](#), we get the bound

$$d_{TV}(\nu_{\mu,s}; \nu_{\mu',s'}) \leq \frac{1}{2} \sqrt{(d-1)(s'/s - 1) + (\mu - \mu')' s^{-1} V^{-1} (\mu - \mu') - (d-1) \log(s'/s)}. \quad (135)$$

In the case  $s' \geq s$ , one can use the inequality

$$x - 1 - \log(x) \leq (x - 1)^2, \quad x \geq 1.$$

We then obtain

$$2d_{TV}(\nu_{\mu,s}; \nu_{\mu',s'}) \leq \sqrt{d-1} |s'/s - 1| + s^{-1/2} \lambda^{-1/2} |\mu - \mu'|,$$

where  $\lambda > 0$  is the smallest eigenvalue of  $V$ . Since,  $s, s'$  are located in a compact interval included in the set of positive real numbers, the result is now straightforward. The case  $s' < s$  is similar, by inverting the roles of  $(\mu, s)$  and  $(\mu', s')$  in (135). □

## 8.7 Proof of Proposition 6

1. We first recall that if  $(p_1, \dots, p_d)$  and  $(q_1, \dots, q_d)$  are two probability measures on a finite set and with a positive probability mass function, the properties of the Kullback-Leibler divergence ensure that

$$-\sum_{i=1}^d p_i \log q_i \leq -\sum_{i=1}^d p_i \log p_i$$

with an equality if and only if  $q_i = p_i$  for  $i = 1, \dots, d$ .

Next, we notice that

$$\mathbb{E} m_0(\tilde{\theta}_1) = -\sum_{i=1}^d \mathbb{E} \left[ \lambda_{i,0}(\theta_1) \log \lambda_{i,0}(\tilde{\theta}_1) \right].$$

Applying the previous property, we directly get the result, since the conditional mean takes values in  $\mathcal{S}_{d-1}$ .

2. Take any  $t \in \{1, \dots, n\}$ , the application:

$$\tilde{\theta}_1 \mapsto \mu_t(\tilde{\theta}_1) \quad (136)$$

is actually linear in this set up. Furthermore, straightforward computations lead to

$$\begin{aligned} & \sum_{i=1}^d Y_{t,i} \log(\lambda_{i,t}(\tilde{\theta}_1)) \\ &= \sum_{i=1}^{d-1} Y_{i,t} \mu_{i,t}(\tilde{\theta}_1) - \log \left( 1 + \sum_{j=1}^{d-1} \exp(\mu_{j,t}(\tilde{\theta}_1)) \right) \\ &:= g_t(\mu_t(\tilde{\theta}_1)) \end{aligned}$$

where  $g_t(u) = \sum_{i=1}^{d-1} Y_{i,t} u_i - \log \left( 1 + \sum_{j=1}^{d-1} \exp(u_j) \right)$ .

We will prove that the application  $g_t$  is concave, which will give the desired result by linearity of  $\mu_t$ , then taking the opposite and the sum over  $t$ .

By differentiating twice the application  $g_t$ , we obtain for all  $u \in \mathbb{R}^{d-1}$ , and all  $i, j \in \{1, \dots, d-1\}$  with  $i \neq j$ :

$$\frac{\partial^2 g_t}{\partial u_i \partial u_j}(u) = \frac{\exp(u_i + u_j)}{\left( 1 + \sum_{k=1}^{d-1} \exp(u_k) \right)^2} = v_i \cdot v_j \quad (137)$$

and:

$$\frac{\partial^2 g_t}{\partial u_i^2}(u) = \frac{-\exp(u_i) - \sum_{k \neq i} \exp(u_i + u_k)}{\left( 1 + \sum_{k=1}^{d-1} \exp(u_k) \right)^2} = -v_i(1 - u_i) \quad (138)$$

where  $v_k = \frac{\exp(u_k)}{1 + \sum_{l=1}^{d-1} \exp(u_l)}$ .

Let's call  $M$  the hessian matrix of  $g_t$ , we have for any  $h \in \mathbb{R}^{d-1}$ :

$$\begin{aligned} h' \cdot M \cdot h &= \sum_{i,j} h_i M_{i,j} h_j \\ &= \sum_{i \neq j} h_i h_j M_{i,j} + \sum_{i=1}^{d-1} h_i^2 M_{i,i} \\ &= \sum_{i \neq j} v_i h_i v_j h_j - \sum_{i=1}^{d-1} h_i^2 (v_i(1 - v_i)) \\ &= \sum_{i \neq j} v_i h_i v_j h_j + \sum_{i=1}^{d-1} v_i^2 h_i^2 - \sum_{i=1}^{d-1} v_i h_i^2 \\ &= \left( \sum_{i=1}^{d-1} v_i h_i \right)^2 - \sum_{i=1}^{d-1} v_i h_i^2. \end{aligned} \quad (139)$$



However, by convexity, we have :

$$\left( \frac{\sum_{i=1}^{d-1} v_i h_i}{\sum_{j=1}^{d-1} v_j} \right)^2 \leq \frac{\sum_{i=1}^{d-1} v_i h_i^2}{\sum_{j=1}^{d-1} v_j} \quad (140)$$

which implies :

$$\left( \sum_{i=1}^{d-1} v_i h_i \right)^2 \leq \left( \sum_{i=1}^{d-1} v_i h_i^2 \right) \left( \sum_{j=1}^{d-1} v_j \right). \quad (141)$$

Thus :

$$h' \cdot M \cdot h \leq \left( \sum_{i=1}^{d-1} v_i h_i^2 \right) \left( \sum_{j=1}^{d-1} v_j - 1 \right) \leq 0. \quad (142)$$

Hence the result.  $\square$

## References

- J Aitchison and Sheng M Shen. Logistic-normal distributions: Some properties and uses. *Biometrika*, 67(2):261–272, 1980.
- John Aitchison. The statistical analysis of compositional data. *Journal of the Royal Statistical Society: Series B (Methodological)*, 44(2):139–160, 1982.
- John Aitchison. A general class of distributions on the simplex. *Journal of the Royal Statistical Society: Series B (Methodological)*, 47(1):136–146, 1985.
- John Aitchison. *The Statistical Analysis of Compositional Data*. Chapman and Hall, New-York, 1986.
- John Aitchison. Principles of compositional data analysis. *Lecture Notes-Monograph Series*, pages 73–81, 1994.
- Tim Bollerslev. Generalized autoregressive conditional heteroskedasticity. *Journal of econometrics*, 31(3):307–327, 1986.
- Xavier Bressaud, Roberto Fernández, and Antonio Galves. Decay of correlations for non-hölderian dynamics. a coupling approach. *Electronic Journal of Probability*, 4:1–19, 1999.
- Teresa M Brunson and TMF Smith. The time series analysis of compositional data. *Journal of Official Statistics*, 14(3):237, 1998.
- CG Chakrabarti and Koyel Ghosh. Maximum-entropy principle: ecological organization and evolution. *Journal of biological physics*, 36(2):175–183, 2010.
- J-R Chazottes, Sandro Gallo, and Daniel Takahashi. Optimal gaussian concentration bounds for stochastic chains of unbounded memory. *arXiv preprint arXiv:2001.06633*, 2020.

- David R Cox, Gudmundur Gudmundsson, Georg Lindgren, Lennart Bondesson, Erik Harsaae, Petter Laake, Katarina Juselius, and Steffen L Lauritzen. Statistical analysis of time series: Some recent developments [with discussion and reply]. *Scandinavian Journal of Statistics*, pages 93–115, 1981.
- Zinsou-Max Debaly and Lionel Truquet. Multivariate time series models for mixed data. *Bernoulli*, 29(1):669–695, 2023.
- Frank Den Hollander. Probability theory: The coupling method. *Lecture notes available online (<http://websites.math.leidenuniv.nl/probability/lecturenotes/CouplingLectures.pdf>)*, 2012.
- Luc Devroye, Abbas Mehrabian, and Tommy Reddad. The total variation distance between high-dimensional gaussians. *arXiv preprint arXiv:1810.08693*, 2018.
- Maria Dornelas, Laura H Antao, Faye Moyes, Amanda E Bates, Anne E Magurran, DuVar san Adam, Asem A Akhmetzhanova, Ward Appeltans, Jose Manuel Arcos, Haley Arnold, et al. Biotime: A database of biodiversity time series for the anthropocene. *Global Ecology and Biogeography*, 27(7):760–786, 2018.
- Paul Doukhan and William Kengne. Inference and testing for structural change in general poisson autoregressive models. *Electronic Journal of Statistics*, 9(1):1267–1314, 2015.
- Jacob C Douma and James T Weedon. Analysing continuous proportions in ecology and evolution: A practical introduction to beta and dirichlet regression. *Methods in Ecology and Evolution*, 10(9):1412–1430, 2019.
- Silvia Ferrari and Francisco Cribari-Neto. Beta regression for modelling rates and proportions. *Journal of applied statistics*, 31(7):799–815, 2004.
- Konstantinos Fokianos and Lionel Truquet. On categorical time series models with covariates. *Stochastic processes and their applications*, 129(9):3446–3462, 2019.
- Konstantinos Fokianos, Anders Rahbek, and Dag Tjøstheim. Poisson autoregression. *Journal of the American Statistical Association*, 104(488):1430–1439, 2009.
- Christian Francq and Jean-Michel Zakoian. *GARCH models: structure, statistical inference and financial applications*. John Wiley & Sons, 2019.
- Jane M Fry, Tim RL Fry, and Keith R McLaren. Compositional data analysis and zeros in micro data. *Applied Economics*, 32(8):953–959, 2000.
- Gregory B Gloor, Jean M Macklaim, Vera Pawlowsky-Glahn, and Juan J Egozcue. Microbiome datasets are compositional: and this is not optional. *Frontiers in microbiology*, 8:2224, 2017.
- Paolo Gorgi and Siem Jan Koopman. Beta observation-driven models with exogenous regressors: A joint analysis of realized correlation and leverage effects. *Journal of Econometrics*, 2021.
- Gary K Grunwald, Adrian E Raftery, and Peter Guttorp. Time series of continuous proportions. *Journal of the Royal Statistical Society: Series B (Methodological)*, 55(1):103–116, 1993.

- Rafiq H Hijazi and Robert W Jernigan. Modelling compositional data using dirichlet regression models. *Journal of Applied Probability & Statistics*, 4(1):77–91, 2009.
- Joseph M Hilbe. *Logistic regression models*. Chapman and hall/CRC, 2009.
- Donald A Jackson. Compositional data in community ecology: the paradigm or peril of proportions? *Ecology*, 78(3):929–940, 1997.
- Helmut Lütkepohl. *New introduction to multiple time series analysis*. Springer Science & Business Media, 2005.
- Pablo A Marquet, Guillermo Espinoza, Sebastian R Abades, Angela Ganz, and Rolando Rebolledo. On the proportional abundance of species: Integrating population genetics and community ecology. *Scientific reports*, 7(1):1–10, 2017.
- Theodoros Moysiadis and Konstantinos Fokianos. On binary and categorical time series models with feedback. *Journal of Multivariate Analysis*, 131:209–228, 2014.
- Vera Pawlowsky-Glahn and Antonella Buccianti. *Compositional data analysis*. Wiley Online Library, 2011.
- William S Rayens and Cidambi Srinivasan. Dependence properties of generalized liouville distributions on the simplex. *Journal of the American Statistical Association*, 89(428):1465–1470, 1994.
- Peter M Robinson and Paolo Zaffaroni. Pseudo-maximum likelihood estimation of arch (?) models. *The Annals of Statistics*, 34(3):1049–1074, 2006.
- Sören Svensson. Species composition and population fluctuations of alpine bird communities during 38 years in the scandinavian mountain range. *Ornis Svecica*, 16(4):183–210, 2006.
- Lionel Truquet. Coupling and perturbation techniques for categorical time series. *Bernoulli*, 26(4):3249–3279, 2020.
- Isabelle Vranken, Jacques Baudry, Marc Aubinet, Marjolein Visser, and Jan Bogaert. A review on the use of entropy in landscape ecology: heterogeneity, unpredictability, scale dependence and their links with thermodynamics. *Landscape Ecology*, 30(1):51–65, 2015.
- Tingguo Zheng and Rong Chen. Dirichlet arma models for compositional time series. *Journal of Multivariate Analysis*, 158:31–46, 2017.