

# Enhanced repulsive Casimir forces between gold and thin magnetodielectric plates

C. Shelden, B. Spreng, and J. N. Munday\*  
*Department of Electrical and Computer Engineering,  
University of California, Davis, CA 95616, USA*  
(Dated: February 3, 2023)

We calculate repulsive Casimir forces between metallic and magnetic plates and quantitatively probe the magnetic plate’s properties as tuning knobs for the repulsion. Namely, the plate’s thickness and its permittivity and permeability at vanishing frequency. We also explore the effect of temperature on the repulsion and transition distance between attractive and repulsive interactions. We show how the parameters can be tuned to allow repulsion at sub-micron separation regimes, making it potentially accessible to known high-resolution measurement techniques using magnetic van der Waals materials.

## I. INTRODUCTION

In 1948, Hendrick Casimir theorized that two perfect conducting plates positioned parallel to each other in a vacuum would experience an attractive force arising from the zero-point energy of the vacuum [1], since referred to as the ‘Casimir force.’ Evgeny Lifshitz generalized this work to account for the material’s real optical response [2], which was further expanded by Dzyaloshinskii, Lifshitz, and Pitaevskii to include the thermal fluctuations present at finite temperatures [3].

Experimentally generating a repulsive Casimir force between two plates separated by less than a micron in vacuum has eluded the community to date. There have been a few theoretical approaches to potentially overcoming this limitation, which include leveraging nonequilibrium states [4–8], exotic geometries and materials [9–12], and magnetic properties [13–23]. This article focuses on the conditions by which magnetic materials may be used to create repulsive forces and the extent to which currently available materials could be used.

T. H. Boyer derived the force between a perfect conducting plate and an infinitely permeable plate [24], which resulted in a purely repulsive force with a magnitude slightly below that which Casimir calculated for the attractive case. Since then, the question has arisen, ‘how ideal must the materials be to produce repulsion?’ In real systems, the interaction is not purely repulsive, but rather it can be attractive at some separations and repulsive at others [15, 16, 22]. This aspect factors into material choices as more ideal materials, especially magnetic material, can push the repulsive behavior to shorter separations. Initial generalizations investigated nondispersive media [13]. Although informative for the first steps of real material implementation, it was noted that dispersion must be included moving forward [25].

With dispersion accounted for, the repulsive component has been shown to be sensitively dependent on the frequency regime over which the magnetodielectric plate’s response is mainly magnetic. Further inspection

of force behavior, when accounting for frequency dependence [15], showed similar results to the nondispersive case, although the repulsion generally occurs at a separation several orders of magnitudes below the length-scale corresponding to the wavelength of the magnetic resonance frequency. This result first signaled that for repulsion at sub-micron separations, the magnetic resonance may not necessarily need to occur at visible frequencies.

Despite the results of Ref. [15], in many other systems, the Casimir force at short separations is dictated by the visible frequency response of the interacting materials. With this in mind, metamaterials have been proposed as a way of producing an artificial magnetic response [14–18]. This property is useful because naturally-occurring materials do not have a magnetic response at visible frequencies [25].

Reference [16] probed the connection between the repulsive behavior and the properties of a magnetic metamaterial and found that even a small Drude background in the permittivity of the magnetic metamaterial causes the repulsive component to turn attractive in the  $\mu\text{m}$  separation regime but that repulsion can be enhanced by increasing the magnetic anisotropy of the metamaterial. They also found that the magnetic response in the visible regime is not necessarily required to produce a Casimir repulsion at sub-micron separations, confirming the results in Ref. [15]. However, the authors eventually concluded that measured repulsion (in the relevant  $d = 0.1\text{--}1\ \mu\text{m}$  separation regime) using magnetic metamaterials would be very challenging [17].

Revisiting naturally-occurring materials, it has been shown that Casimir repulsion is still theoretically possible in metallic-magnetodielectric systems if the magnetic plate has a significantly strong response and the metallic plate’s permittivity at vanishing frequency is described by the dissipationless plasma model [19, 22]. The latter requirement can be understood when considering that the zero-frequency transverse electric mode provides the sole repulsive contribution to the pressure. In contrast, a dissipative Drude model predicts a vanishing pressure contribution for the transverse electric mode at zero-frequency leaving a purely attractive interaction. While it is an experimental fact that the conductivity of metals such as gold remains finite at low frequencies, which is in

---

\* [jnmunday@ucdavis.edu](mailto:jnmunday@ucdavis.edu); <https://mundaylab.com>

agreement with the Drude model, several Casimir experiments are well described by the plasma model, excluding the Drude model with high confidence [26, 27]. These results suggest that it is likely that a more complex model, rather than a simple Drude or plasma model, is actually needed to describe the dielectric response of metals for real materials. Thus, metallic-magnetodielectric material systems provide an excellent platform to further experimentally distinguish between the two models as the sign of the Casimir force depends crucially on the modeling as described above. It should be noted that repulsion has also been shown to be present when replacing the metallic plate with a superconducting material whose permittivity can be described with Lorentz oscillators; however, this effect is caused by its diamagnetic properties, which is a separate but interesting system in its own right [28].

For a finite thickness magnetodielectric plate, its thickness  $b$  and permittivity  $\epsilon(0)$  and permeability  $\mu(0)$  at zero-frequency have all been shown to affect the Casimir repulsion [19–22]. The system temperature  $T$  has also been shown to enhance repulsion in metamaterial systems through the zero-frequency transverse electric mode [17].

Here, we systematically investigate to what extent each of the preceding parameters can be tuned to enhance the repulsive behavior in a metallic-magnetodielectric system using the largest-magnitude repulsion  $P_{\max}$  and separation where the interaction switches from attraction to repulsion  $d_T$  as quantitative metrics. This investigation is carried out with the overarching goal of identifying combinations of parameter values that theoretically push this system into an experimentally accessible regime and subsequently allow for the measurement of a Casimir repulsion in vacuum at sub-micron separations for the first time. Although Casimir force calculations using ultrathin yttrium iron garnet (YIG) as the magnetodielectric material have shown repulsion in the sub-micron separation regime [20, 22], it is unclear if the bulk properties of YIG will hold when thinning the material down to just a few nanometers. We therefore re-evaluate the parameter space and use our calculations to identify a potential class of alternative materials that could enable repulsion.

We compare our calculations with the force-modulated gradient measurement technique, which is generally performed using an atomic force microscope (AFM) [29–31]. The theoretical limits to the minimum force and maximum separations over which this technique can work have been identified in Ref. [31]. We also only consider Au as the material for the metallic plate, as it is the most common surface used in these measurements, and other noble metals generally give similar results.

In addition to the quantitative tuning of already-established connections between the stated system parameters and repulsive behavior, we show a nontrivial interplay between the plate thickness and  $\mu(0)$  and a linearization of the relationship between  $\mu(0)$  and  $\epsilon(0)$  required to generate repulsion, previously seen to be nonlinear for infinitely-thick plates [19].

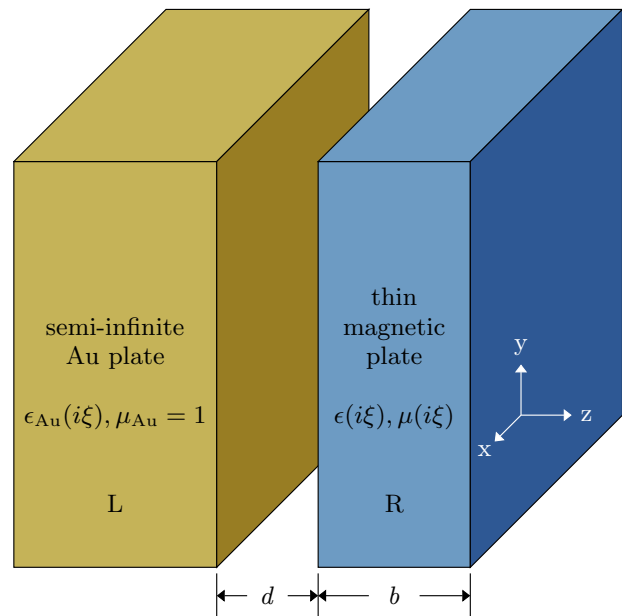


FIG. 1. Parallel plates configuration. Left plate is a semi-infinitely thick Au plate, right plate is an arbitrary magnetic material. The material permittivities  $\epsilon$  and permeabilities  $\mu$  along with the plate-plate separation  $d$  and magnetic plate thickness  $b$  are noted.

The content of this article is partitioned into the following sections: In Sec. II, a generic Au-magnetodielectric system, the underlying theory, and key features in the force behavior are discussed; in Sec. III, we begin probing the repulsive behavior by testing the necessary ideality of the magnetodielectric material; in Sec. IV, we look at what relative permeability and thickness regimes are most optimal for repulsion; in Sec. V, the system temperature is considered as an additional tuning knob; Lastly, in Sec. VI, we draw conclusions as to what combination of parameter values appear optimal for the largest repulsion to occur at the smallest separation and identify a class of materials that are excellent candidates for meeting these goals.

## II. THEORY AND APPLICATION

We consider a cavity in vacuum formed between a semi-infinite Au plate and a magnetodielectric plate of thickness  $b$ , positioned parallel to each other and separated by a distance  $d$  (Fig. 1).

### A. Lifshitz formalism

Within Lifshitz’s theoretical framework [2, 3], the pressure between the plates can be separated into contributions from the transverse electric (TE) and transverse magnetic (TM) modes described by the following equa-

tion:

$$P = P_{\text{TE}} + P_{\text{TM}} \quad (1)$$

where the components of Eq. (1) take the form:

$$P_j = -\frac{k_B T}{\pi} \sum_{n=0}^{\infty} \int_0^{\infty} k dk \frac{r_j^L r_j^{R,\text{eff}} e^{-2\rho_m d}}{1 - r_j^L r_j^{R,\text{eff}} e^{-2\rho_m d}} \rho_m \quad (2)$$

and  $k_B$  is the Boltzmann constant,  $T$  is the system temperature,  $k$  is the magnitude of the wave-vector projection onto the surface of the plate(s), and  $r_j^L$  and  $r_j^{R,\text{eff}}$  are the Fresnel reflection coefficients for polarization  $j$  at the left, L (Au), and right, R (magnetic material), plate-surfaces, respectively.

Taking the finite thickness  $b$  of the magnetic plate into account, its effective reflection coefficient is [32]:

$$r_j^{R,\text{eff}} = \frac{r_j^R (1 - e^{-2\rho_R b})}{1 - (r_j^R)^2 e^{-2\rho_R b}} \quad (3)$$

The Fresnel reflection coefficients for half-spaces have the following forms:

$$r_{\text{TM}}^i = \frac{\rho_m \epsilon_i - \rho_i}{\rho_m \epsilon_i + \rho_i}, \quad r_{\text{TE}}^i = \frac{\rho_m \mu_i - \rho_i}{\rho_m \mu_i + \rho_i} \quad (4)$$

where  $\epsilon_i$  and  $\mu_i$  are the relative permittivity and permeability of media  $i$  (L: Au, m: vacuum, and R: magnetic material), respectively.  $\rho_i$  is the magnitude of the imaginary component of the wave-vector projected onto the  $z$ -axis (normal to the plate surfaces) in media  $i$  and has the form:

$$\rho_i = \sqrt{k^2 + \frac{\epsilon_i \mu_i \xi_n^2}{c^2}} \quad (5)$$

where  $c$  is the speed of light in vacuum. The summation in Eq. (2) is taken over the Matsubara frequencies  $\xi_n = 2\pi n k_B T / \hbar$ , where  $\hbar$  is the reduced Planck's constant and the prime denotes that the zero-frequency term ( $n = 0$ ) is multiplied by an additional factor of  $1/2$ .

We describe the relative permittivity of the Au plate by the plasma model in the imaginary frequency domain as

$$\epsilon_{\text{Au}}(i\xi) = 1 + \frac{\omega_p^2}{\xi^2} \quad (6)$$

using the plasma frequency  $\omega_p = 9.0 \text{ eV}$ , as in Refs. [33, 34]. Au is nonmagnetic so the permeability of the Au plate is set to  $\mu_{\text{Au}}(i\xi) = 1$ .

While we will concentrate on the effect of the magnetic material's permeability, its permittivity cannot be ignored (or simply set to 1) for a realistic material. We have chosen to model the permittivity of the magnetic material after that of bulk YIG. The experimental data for the YIG permittivity along with the upper and lower frequency extrapolations in Ref. [22] are used with Kramers-Kronig relation (7) to calculate  $\epsilon(i\xi)$  for YIG as:

$$\epsilon(i\xi) = 1 + \frac{2}{\pi} \int_0^{\infty} \frac{\omega \text{Im}[\epsilon(\omega)]}{\omega^2 + \xi^2} d\omega \quad (7)$$

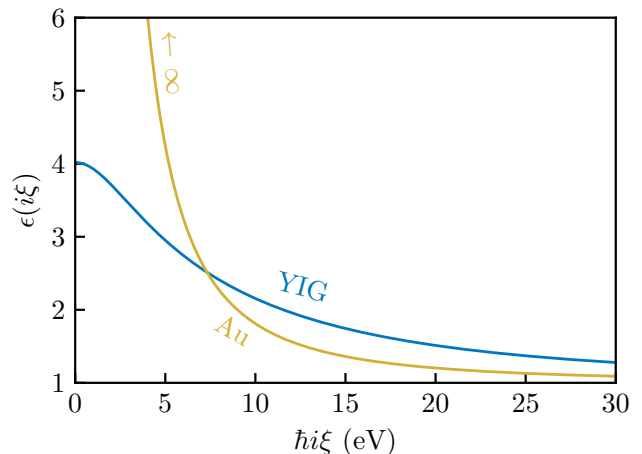


FIG. 2. Permittivities for Au and YIG evaluated at imaginary frequencies  $i\xi$ .

As seen in Fig. 2, the permittivities of Au and YIG are infinite and finite, respectively, at  $\xi = 0$  as expected from a metal and a dielectric. This choice is reasonable but constrains the scope to magnetic materials with a dielectric character (i.e., materials with a finite permittivity at  $\xi = 0$ ), which is necessary for a more thorough investigation of the other magnetic material parameters.

Unlike the permittivity, where some materials could be described with a Drude/plasma background and/or resonances in the visible frequency regime, the permeability of ferromagnetic materials typically only have a response up to the few-GHz frequency regime [35]. It is therefore reasonable for system temperatures near 300 K to treat the magnetic response as quasistatic ( $\mu(i\xi = 0) > 1$  and otherwise  $\mu(i\xi > 0) = 1$ ). For a more in-depth discussion on this treatment, please see Ref. [19]. For most of the work presented here, the value of  $\mu(i\xi = 0)$  will be left arbitrary rather than pinned at the value for YIG [ $\mu(0) = 160$ ], allowing us to explore its dependence on the force.

Special care must be taken for the pressure expressions at  $\xi = 0$  as divergences and indeterminate values emerge in Eq. (2) during numerical evaluation. In the limit of  $\xi \rightarrow 0$ , Eqs. (2) and (3) can be rewritten such that  $\rho_m$  and  $\rho_R$  are both replaced with  $k$  and the Fresnel reflection coefficients (4) at the left plate surface take the forms:

$$r_{\text{TE},0}^L = \frac{k - \sqrt{k^2 + \omega_p^2/c^2}}{k + \sqrt{k^2 + \omega_p^2/c^2}}, \quad r_{\text{TM},0}^L = 1 \quad (8)$$

and for the right plate surface:

$$r_{\text{TE},0}^R = \frac{\mu(0) - 1}{\mu(0) + 1}, \quad r_{\text{TM},0}^R = \frac{\epsilon(0) - 1}{\epsilon(0) + 1} \quad (9)$$

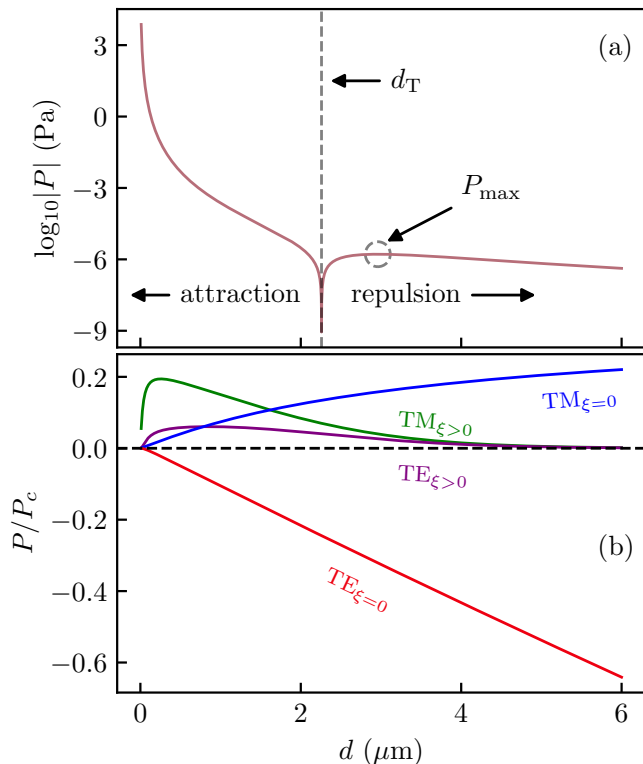


FIG. 3. (a) Magnitude of the pressure between a semi-infinite Au plate and  $1 \mu\text{m}$ -thick YIG plate with the transition separation  $d_T$  and maximum repulsion  $P_{\text{max}}$  features identified. (b) The corresponding mode contributions from the zero-frequency TE and TM modes ( $\text{TE}_{\xi=0}$ ,  $\text{TM}_{\xi=0}$ , respectively) and nonzero-frequency TE and TM modes ( $\text{TE}_{\xi>0}$ ,  $\text{TM}_{\xi>0}$ , respectively) normalized by  $P_c$ .

### B. Typical pressure characteristics

The general requirements for generating a repulsive Casimir force in metallic-magnetodielectric systems are that the permittivity of the electric plate be described by a plasma model at zero-frequency and that the plates to be sufficiently ideal in their electric and magnetic characteristics. We therefore use Au for the metallic plate as it is a good, nonmagnetic metal and is common in experiments [30, 31].

For the purposes of identifying typical features in the force behavior, we consider a cavity in vacuum formed by a semi-infinite Au plate and a  $1 \mu\text{m}$ -thick YIG plate [ $\mu_{\text{YIG}}(0) = 160$  [36] and  $\epsilon_{\text{YIG}}(0) = 4.02$ ] at  $T = 300 \text{ K}$ . The pressure curve and the separated contributions from the TE and TM modes corresponding to  $\xi = 0$  and  $\xi > 0$  normalized by the pressure of a perfect conducting cavity in vacuum  $P_c = -\hbar c \pi^2 / 240 d^4$  can be seen in Fig. 3.

Figure 3a shows the magnitude of the Casimir pressure experienced by the plates as a function of separation. There are two important features here: the vanishing pressure at  $d \approx 2.26 \mu\text{m}$  denoting the switch from

attraction to repulsion and the largest-magnitude repulsion occurring at  $d \approx 2.96 \mu\text{m}$ . We define the separation where this force switching occurs as the transition separation  $d_T$  and the largest-magnitude repulsion as  $P_{\text{max}}$ . These two parameters will be used as metrics for the repulsive behavior in the sections below.

Figure 3b shows the contributions to the pressure from the TE and TM modes at the zero-frequency ( $\text{TE}_{\xi=0}$  and  $\text{TM}_{\xi=0}$ , respectively) and the TE and TM modes for all nonzero frequencies ( $\text{TE}_{\xi>0}$  and  $\text{TM}_{\xi>0}$ , respectively) all normalized by  $P_c$ . The modes at nonzero frequencies control the interaction at small separations, and those at zero-frequency control the interaction at large separations. Interestingly, we note that for these metallic-magnetodielectric systems, the  $\text{TE}_{\xi=0}$  mode is repulsive.

### III. RELAXED IDEALITY CONDITION ON MAGNETIC MATERIAL

The initial cavity considered by Boyer consisted of ideal electric and magnetic plates [24]. In real materials, the permittivities and permeabilities are not infinite for all frequencies nor are the two properties mutually exclusive. Some magnetic materials like Ni and Fe are also electrically conductive such that repulsion in such systems may not be present. The question then arises: is there some upper limit on how electrically conductive the magnetic plate can be in order to maintain repulsion?

To answer this question, for a given value of  $\epsilon(0)$ , we calculate the value of  $\mu(0)$  necessary to keep  $d_T$  pinned at  $6 \mu\text{m}$  (Fig. 4a). Because the zero-frequency modes dominate the interaction at separations greater than a few microns, this method allows us to determine the necessary restrictions on the material properties for repulsion in this surface separation regime.

Previous calculations for two infinitely thick plates showed vertically-asymptotic behavior at  $\epsilon(0) \approx 8$ , putting a relatively short ceiling on how conductive the magnetic material could be [19]. The result of these calculations becomes quite interesting as the magnetic material's thickness is reduced to a few nanometers. This asymptotic condition relaxes to a linear relation as the thickness is reduced from  $10 \mu\text{m}$  to  $1 \text{ nm}$  (Fig. 4a). Calculations done at  $10 \text{ nm}$  and  $1 \text{ nm}$  have a slope of  $\approx 1$  in the  $\epsilon(0)$ - $\mu(0)$  plane.

This simple linear relation could be used as a “rule of thumb” for generating repulsive Casimir forces at large separations, similar to the inequality between the dielectric functions in fluidic systems [37]. As high-resolution experiments are carried out in the sub-micron separation regime, we repeat the calculations for  $b = 1 \text{ nm}$  with  $d_T = 1 \mu\text{m}$ ,  $800 \text{ nm}$ ,  $600 \text{ nm}$ , and  $400 \text{ nm}$ . As shown in Fig. 4b, the linearity persists, yet the slope increases with a decreasing  $d_T$ . There is also a constant positive shift in  $\mu(0)$  as the repulsive, zero-frequency TE mode has to compensate for the attractive, nonzero-frequency modes that become dominant in the sub-micron separa-

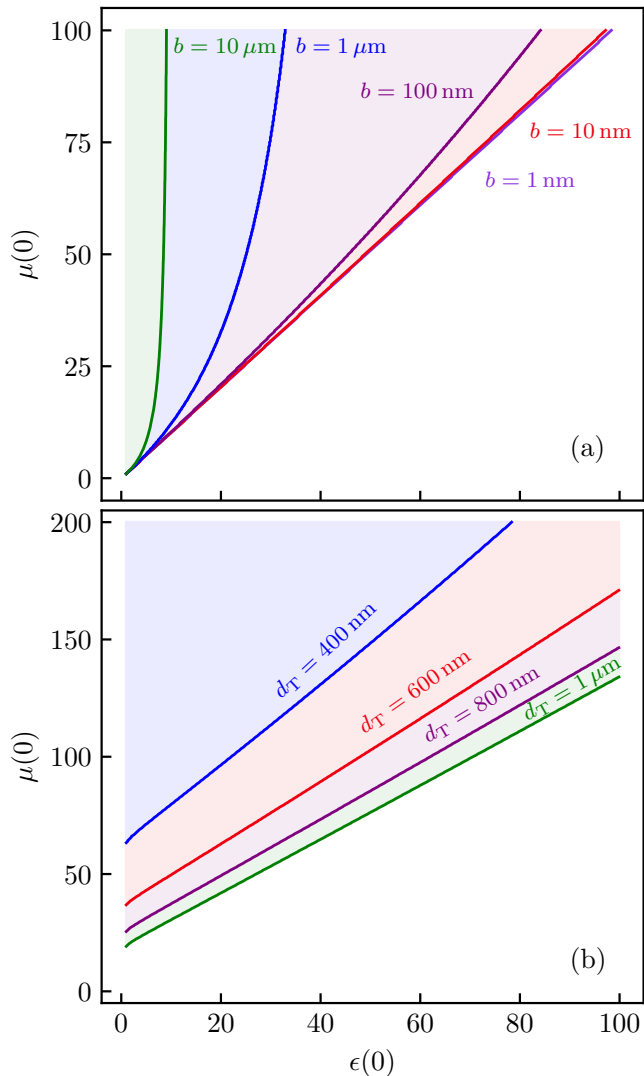


FIG. 4. Relations between the zero-frequency dielectric and magnetic response of the magnetic material (a) required to maintain  $d_T = 6 \mu\text{m}$ , calculated for varying thicknesses  $b$ . Above each line are parameter values that result in repulsion, below are those that result in attraction at  $d_T = 6 \mu\text{m}$ . (b) Calculations repeated with a single thickness  $b = 1 \text{ nm}$  for varying transition separations  $d_T$ .

tion regime.

#### IV. TUNING PLATE THICKNESS AND PERMEABILITY

Both the zero-frequency permeability  $\mu(0)$  and the plate thickness  $b$  are known to affect the repulsion [19, 20, 22]. Here we use the transition separation  $d_T$  and maximum repulsion  $P_{\text{max}}$  (Fig. 3a) as metrics to quantitatively explore their effect and the interplay between these two parameters. In Figs. 5a and 5b, there is a monotonic decrease in  $d_T$  and an increase in  $P_{\text{max}}$

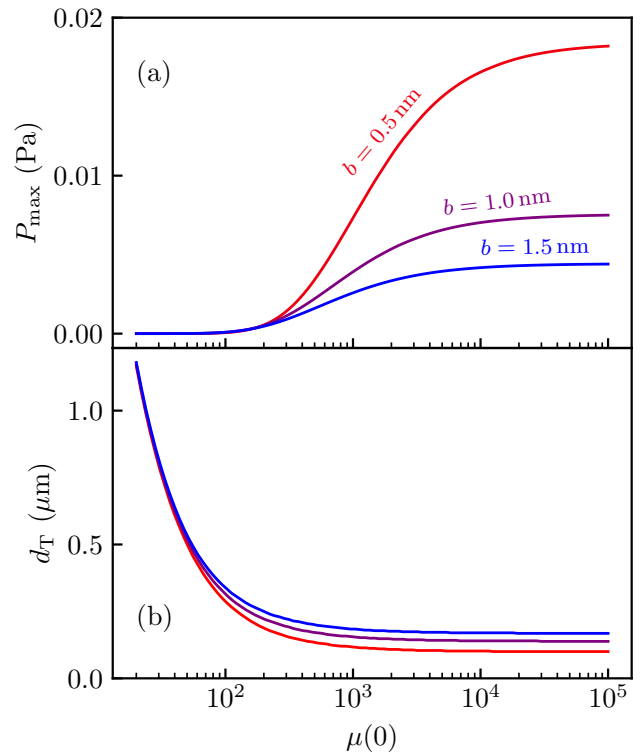


FIG. 5. (a) Maximum repulsion  $P_{\text{max}}$  and (b) transition separation  $d_T$  as a function of the permeability of the magnetic plate  $\mu(0)$  for a few plate thicknesses  $b$ .

as  $\mu(0)$  increases. The same relation is seen with a decreasing thickness  $b$ . Our results suggest one should use a material with a large permeability and one that is as thin as possible.

Although  $P_{\text{max}}$  appears monotonic with  $\mu(0)$ , does it asymptotically approach  $\infty$  as  $b \rightarrow 0$ ? To probe this effect, we keep  $\mu(0)$  fixed and vary  $b$  (Fig. 6).  $P_{\text{max}}$  increases as  $b$  decreases, eventually reaching a peak, beyond which  $P_{\text{max}}$  falls towards 0. Further, the peak repulsive pressure shifts to lower thicknesses, and the descent of  $P_{\text{max}}$  towards 0 becomes more dramatic for larger values of  $\mu(0)$ . This result shows that there is such a thing as ‘too thin’ and the critical thickness where  $P_{\text{max}}$  reaches its peak largely depends on  $\mu(0)$ .

As expected,  $P_{\text{max}}$  approaches zero as  $b \rightarrow 0$ , because if the plate thickness goes to zero, the cavity disappears. The initial increase in  $P_{\text{max}}$  as  $b$  is reduced from bulk thickness can be understood from the different scalings of the  $\text{TE}_{\xi \rightarrow 0}$  and  $\text{TM}_{\xi \rightarrow 0}$  pressure contributions with the thickness  $b$ . The attractive  $\text{TM}_{\xi \rightarrow 0}$  mode diminishes quicker than the repulsive  $\text{TE}_{\xi \rightarrow 0}$  mode with a decreasing  $b$ , leaving an apparent enhancement to the overall repulsion. This phenomena is described within the context of diamagnetic-ferromagnetic material systems [20], and here, the same argument can be made.

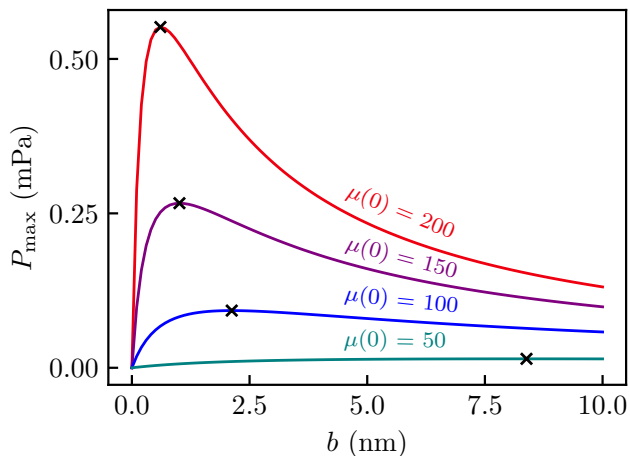


FIG. 6. Maximum repulsion  $P_{\max}$  calculated as a function of magnetic plate thickness  $b$  for a few permeability values  $\mu(0)$ . The black crosses mark the maxima for each curve.

## V. THERMAL EFFECTS

Beyond the properties of the magnetodielectric material, the system temperature can also be used to enhance repulsion. This phenomena was initially suspected when considering that the temperature can be used to modulate the attraction between two nonmagnetic metals at large separations through the zero-frequency modes [38]. Unlike cavities formed by nonmagnetic metal plates, where an enhanced attraction is seen due to the zero-frequency modes providing attractive contributions, the zero-frequency TE mode in the metallic-magnetodielectric system provides a repulsive contribution and one that dies more slowly with increasing separation than the corresponding attractive TM mode. This connection was confirmed within the context of metallic-metamaterial systems [17].

Here, we investigate how much we can decrease the transition separation  $d_T$  using experimentally-reasonable increases in temperature. The pressure curves in Fig. 7a were calculated using  $\mu(0) = 20$ . Imposing a modest temperature increase from 300 K to 310 K results in  $\Delta d_T = -36.4$  nm. In Fig. 7b, pressure curves were again calculated at 300 K, 305 K, and 310 K, but this time with  $\mu(0) = 160$ . With  $d_T$  now being much smaller at  $\sim 240$  nm, the shift in the transition separation driven by the 10 K temperature increase is much smaller at  $\Delta d_T = -5.6$  nm.

From these results, although the gains might be modest, it appears that higher temperatures would be beneficial for pushing the repulsion to lower separations. One must be careful though not to increase the temperature above the Curie point of the magnetodielectric where the thermal excitations will destroy the magnetic ordering. Higher temperatures will also increase the thermal measurement noise [31].

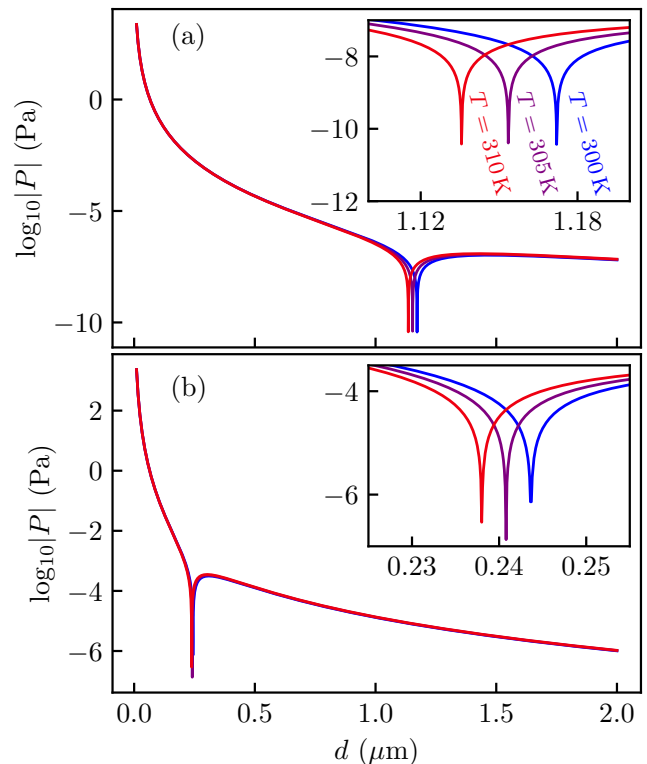


FIG. 7. Pressure between Au and a 1 nm thick magnetic plate calculated as a function of separation (a) with  $\mu(0) = 20$  and (b)  $\mu(0) = 160$ . Calculations are performed for temperatures of 300 K, 305 K, and 310 K.

## VI. CONCLUSIONS

We have shown how three parameters related to the magnetic plate [ $\epsilon(0)$ ,  $\mu(0)$ , and  $b$ ] and the system temperature  $T$  can be leveraged to enhance and modulate the repulsion in metallic-magnetodielectric plate systems. Our results concerning the ideality of the magnetic material are consistent with previous work [19]; however, we show that when the thickness  $b$  is decreased to only a few nm, the required relation between  $\mu(0)$  and  $\epsilon(0)$  for generating repulsion at large separations is  $\mu(0) = \epsilon(0)$  and stays linear well-into the sub-micron separation regime. Further, a large magnetic permeability, preferably  $\mu(0) > 1000$ , and a small thickness ( $b \sim 1$  nm) can drive repulsion on a mPa-scale within a few-hundred nanometer separation regime, although there is a lower limit on how thin the material can be before the pressure decreases. Lastly, high temperatures (but below the Curie point) are optimal as they can boost the repulsive zero-frequency TE mode contribution.

From this investigation, we identify magnetic van der Waals materials [39, 40] as excellent candidates for these systems, given their nm-scale and even sub-nm-scale thicknesses. These materials could potentially be used to generate repulsive Casimir forces in vacuum (or air) using

current techniques [29, 31] and even levitated above a Au sample, similar to the experiment seen in Ref. [41] using a fluid. Beyond the potential measurement of repulsive forces in air, subsequent measurements could provide additional experimental evidence for the appropriateness of plasma or Drude models when discussing Casimir forces, see e.g., Refs. [42–44].

## ACKNOWLEDGMENTS

The authors acknowledge financial support from the Defense Advanced Research Projects Agency (DARPA) QUEST Projects Contract No. HR00112090084. CS acknowledges support by the National Science Foundation Graduate Research Fellowship Program under Grant No. 2036201. Any opinions, findings, and conclusions or recommendations expressed in this material are those of the author(s) and do not necessarily reflect the views of the National Science Foundation or DARPA.

- 
- [1] H. B. G. Casimir, On the Attraction Between Two Perfectly Conducting Plates, *Proc. K. Ned. Akad. Wet.* **51**, 793 (1948).
- [2] E. Lifshitz, The Theory of Molecular Attractive Forces between Solids, *Sov. Phys. JETP (Engl. Transl.)* **2**, 73 (1956).
- [3] I. Dzyaloshinskii, E. Lifshitz, and L. Pitaevskii, The General Theory of Van der Waals Forces, *Advances in Physics* **10**, 165 (1961).
- [4] M. Antezza, L. P. Pitaevskii, S. Stringari, and V. B. Svetovoy, Casimir-Lifshitz Force Out of Thermal Equilibrium and Asymptotic Nonadditivity, *Physical Review Letters* **97**, 223203 (2006).
- [5] M. Antezza, L. P. Pitaevskii, S. Stringari, and V. B. Svetovoy, Casimir-Lifshitz force out of thermal equilibrium, *Physical Review A* **77**, 022901 (2008).
- [6] M. Krüger, T. Emig, G. Bimonte, and M. Kardar, Nonequilibrium Casimir forces: Spheres and sphere-plate, *EPL (Europhysics Letters)* **95**, 21002 (2011).
- [7] V. A. Golyk, M. Krüger, M. T. H. Reid, and M. Kardar, Casimir forces between cylinders at different temperatures, *Physical Review D* **85**, 065011 (2012).
- [8] K. Chen and S. Fan, Nonequilibrium Casimir Force with a Nonzero Chemical Potential for Photons, *Physical Review Letters* **117**, 267401 (2016).
- [9] M. Levin, A. P. McCauley, A. W. Rodriguez, M. T. H. Reid, and S. G. Johnson, Casimir Repulsion between Metallic Objects in Vacuum, *Physical Review Letters* **105**, 090403 (2010).
- [10] Q.-D. Jiang and F. Wilczek, Chiral Casimir forces: Repulsive, enhanced, tunable, *Physical Review B* **99**, 125403 (2019).
- [11] R. Zhao, J. Zhou, T. Koschny, E. N. Economou, and C. M. Soukoulis, Repulsive Casimir Force in Chiral Metamaterials, *Physical Review Letters* **103**, 103602 (2009).
- [12] D. T. Butcher, S. Y. Buhmann, and S. Scheel, Casimir-Polder forces between chiral objects, *New Journal of Physics* **14**, 113013 (2012).
- [13] O. Kenneth, I. Klich, A. Mann, and M. Revzen, Repulsive Casimir Forces, *Physical Review Letters* **89**, 033001 (2002).
- [14] C. Henkel and K. Joulain, Casimir force between designed materials: What is possible and what not, *Europhysics Letters* **72**, 929 (2005).
- [15] M. S. Tomaš, Casimir force between dispersive magnetodielectrics, *Physics Letters A* **342**, 381 (2005).
- [16] F. S. S. Rosa, D. A. R. Dalvit, and P. W. Milonni, Casimir-Lifshitz Theory and Metamaterials, *Physical Review Letters* **100**, 183602 (2008).
- [17] F. S. S. Rosa, D. A. R. Dalvit, and P. W. Milonni, Casimir interactions for anisotropic magnetodielectric metamaterials, *Physical Review A* **78**, 032117 (2008).
- [18] V. Yannopoulos and N. V. Vitanov, First-Principles Study of Casimir Repulsion in Metamaterials, *Physical Review Letters* **103**, 120401 (2009).
- [19] B. Geyer, G. L. Klimchitskaya, and V. M. Mostepanenko, Thermal Casimir interaction between two magnetodielectric plates, *Physical Review B* **81**, 104101 (2010).
- [20] N. Inui, Thickness dependence of the Casimir force between a magnetodielectric plate and a diamagnetic plate, *Physical Review A* **84**, 052505 (2011).
- [21] R. Zhao, T. Koschny, E. N. Economou, and C. M. Soukoulis, Repulsive Casimir forces with finite-thickness slabs, *Physical Review B* **83**, 075108 (2011).
- [22] N. Inui, Quantum levitation of a thin magnetodielectric plate on a metallic plate using the repulsive Casimir force, *Journal of Applied Physics* **111**, 074304 (2012).
- [23] I. Brevik, P. Parashar, and K. V. Shajesh, Casimir force for magnetodielectric media, *Physical Review A* **98**, 032509 (2018).
- [24] T. H. Boyer, Van der Waals forces and zero-point energy for dielectric and permeable materials, *Physical Review A* **9**, 2078 (1974).
- [25] D. Iannuzzi and F. Capasso, Comment on “Repulsive Casimir Forces”, *Physical Review Letters* **91**, 029101 (2003).
- [26] V. M. Mostepanenko, Casimir Puzzle and Casimir Conundrum: Discovery and Search for Resolution, *Universe* **7**, 84 (2021).
- [27] G. L. Klimchitskaya and V. M. Mostepanenko, Current status of the problem of thermal Casimir force, *International Journal of Modern Physics A* **37**, 2241002 (2022).
- [28] N. Inui, Diamagnetic effect on the Casimir force, *Physical Review A* **83**, 032513 (2011).
- [29] S. De Man, K. Heeck, K. Smith, R. J. Wijngaarden, and D. Iannuzzi, CASIMIR FORCE EXPERIMENTS IN AIR: TWO BIRDS WITH ONE STONE, *International Journal of Modern Physics A* **25**, 2231 (2010).
- [30] J. L. Garrett, D. A. Somers, and J. N. Munday, Measurement of the Casimir Force between Two Spheres, *Physical Review Letters* **120**, 040401 (2018).
- [31] J. L. Garrett, D. A. T. Somers, K. Sendgikowski, and J. N. Munday, Sensitivity and accuracy of Casimir force mea-

- surements in air, *Physical Review A* **100**, 022508 (2019).
- [32] V. A. Parsegian, *Van der Waals Forces: A Handbook for Biologists, Chemists, Engineers, and Physicists*, 1st ed. (Cambridge University Press, 2005).
- [33] G. L. Klimchitskaya, U. Mohideen, and V. M. Mostepanenko, Casimir and van der Waals forces between two plates or a sphere (lens) above a plate made of real metals, *Physical Review A* **61**, 062107 (2000).
- [34] G. Bimonte, Beyond-proximity-force-approximation Casimir force between two spheres at finite temperature. II. Plasma versus Drude modeling, grounded versus isolated spheres, *Physical Review D* **98**, 105004 (2018).
- [35] D. Ghodgaonkar, V. Varadan, and V. Varadan, Free-space measurement of complex permittivity and complex permeability of magnetic materials at microwave frequencies, *IEEE Transactions on Instrumentation and Measurement* **39**, 387 (1990).
- [36] V. Cagan and M. Guyot, Fast and convenient technique for broadband measurements of the complex initial permeability of ferrimagnets, *IEEE Transactions on Magnetics* **20**, 1732 (1984).
- [37] J. N. Munday, F. Capasso, and V. A. Parsegian, Measured long-range repulsive Casimir–Lifshitz forces, *Nature* **457**, 170 (2009).
- [38] S. K. Lamoreaux, The Casimir force and related effects: The status of the finite temperature correction and limits on new long-range forces, *Ann. Rev. Nucl. Part. Sci.* **62**, 37 (2012).
- [39] K. S. Burch, D. Mandrus, and J.-G. Park, Magnetism in two-dimensional van der Waals materials, *Nature* **563**, 47 (2018).
- [40] C. Gong and X. Zhang, Two-dimensional magnetic crystals and emergent heterostructure devices, *Science* **363**, eaav4450 (2019).
- [41] R. Zhao, L. Li, S. Yang, W. Bao, Y. Xia, P. Ashby, Y. Wang, and X. Zhang, Stable Casimir equilibria and quantum trapping, *Science* **364**, 984 (2019).
- [42] A. A. Banishev, G. L. Klimchitskaya, V. M. Mostepanenko, and U. Mohideen, Demonstration of the Casimir Force between Ferromagnetic Surfaces of a Ni-Coated Sphere and a Ni-Coated Plate, *Physical Review Letters* **110**, 137401 (2013).
- [43] G. Bimonte, D. López, and R. S. Decca, Isoelectronic determination of the thermal Casimir force, *Physical Review B* **93**, 184434 (2016).
- [44] G. Bimonte, B. Spreng, P. A. Maia Neto, G.-L. Ingold, G. L. Klimchitskaya, V. M. Mostepanenko, and R. S. Decca, Measurement of the Casimir Force between 0.2 and 8  $\mu\text{m}$ : Experimental Procedures and Comparison with Theory, *Universe* **7**, 93 (2021).