

DELTA SCORE: Story Evaluation with Perturbations

Zhuohan Xie Miao Li Trevor Cohn* Jey Han Lau

School of Computing and Information Systems,
The University of Melbourne

{zhuohanx, miao4}@student.unimelb.edu.au, {t.cohn, laujh}@unimelb.edu.au

Abstract

Numerous evaluation metrics have been developed for natural language generation tasks but their effectiveness in evaluating stories is limited as they are not specifically tailored to assess intricate story aspects such as fluency and interestingness. In this paper, we propose DELTA SCORE, an approach that utilizes perturbation to evaluate fine-grained story aspects. Our core hypothesis is that the better the story performs in a specific aspect (e.g., fluency), the more it will be affected by a particular perturbation (e.g., introducing typos). To measure the impact, we calculate the *likelihood difference* between the pre- and post-perturbation using large pre-trained language models. We evaluate DELTA SCORE against a suite of current metrics across two story domains, and investigate its correlation with human judgments on five fine-grained story aspects: fluency, coherence, relatedness, logicity, and interestingness. DELTA SCORE performs very strongly, with a surprise observation that one particular perturbation works very well for capturing multiple aspects.

1 Introduction

The advent of large pre-trained language models (PLMs) (Radford et al., 2019; Lewis et al., 2020; Brown et al., 2020; Zhao et al., 2023) has enabled story generation models to produce plausible stories (Tan et al., 2021; Zhang et al., 2022b; Yang et al., 2022). In fact, the best models have been found to produce stories that are virtually indistinguishable from those written by humans (Karpinska et al., 2021; Dou et al., 2022; Xie et al., 2023). However, progress in the development of automatic evaluation metrics has not had the same momentum (Guan et al., 2021b). Although human evaluation remains the gold standard, it is often slow, expensive, and difficult to reproduce (Sai et al., 2023).

*Now at Google DeepMind

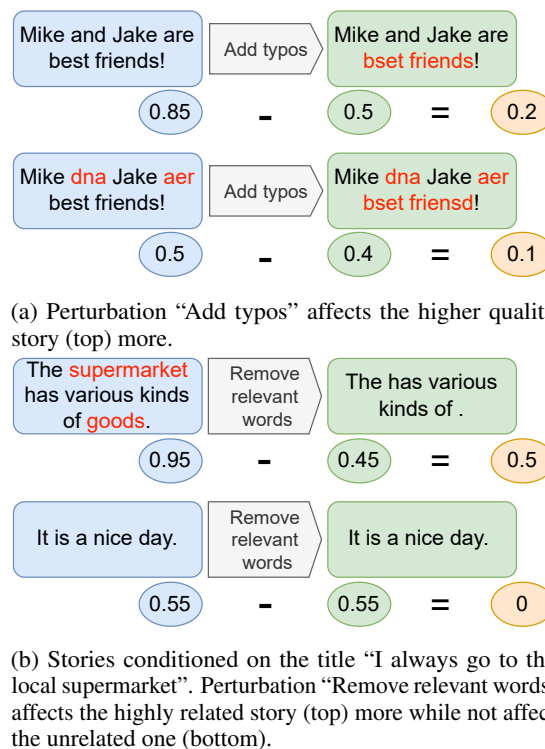


Figure 1: Scenarios where higher quality stories (top) are affected more than lower quality ones (bottom) through aspect-specific perturbations (fluency: "Add typos"; relatedness: "Remove relevant words"). Generative likelihood for original/perturbed story is in blue/green circle, and the DELTA SCORE value is in orange circle.

Therefore, there is a pressing need for better automatic methods to evaluate story quality.

The predominant evaluation metrics for story evaluation have their origins in other natural language generation (NLG) tasks, including BLEU (Papineni et al., 2002) and NIST (Doddington, 2002) for machine translation and ROUGE (Lin, 2004) for summarization. Nonetheless, recent efforts have led to the development of novel metrics for story evaluation, aiming to quantify story coherence (Guan and Huang, 2020; Ghazarian et al., 2021) or learn human preferences (Chen et al.,

2022). Other works have directly utilized the likelihood of a story under a PLM (Vaswani et al., 2017; Han et al., 2022) or its conditional likelihood based on human references or other contextual factors, such as story title (Thompson and Post, 2020; Yuan et al., 2021). However, these approaches typically produce a single score that estimates the overall quality of the generated story. Chhun et al. (2022) argue that the quality of a story is composed of multiple fine-grained aspects, such as fluency and adherence to commonsense, and that an overall quality score has limited utility for story evaluation.

In this paper, we propose DELTAScore, an approach that assesses story quality by calculating the *likelihood difference* under a PLM between a story and its perturbed form, with the idea that higher quality stories will be affected more by the perturbation compared to the lower quality ones. To provide fine-grained assessment of story quality, we experiment with perturbations that target a particular aspect (e.g., fluency). Figure 1 presents two examples to demonstrate the intuition of our approach: (1) when we modify the two stories in Figure 1a by randomly adding typos, the fluent story (top) is impacted by the perturbation more; (2) when we modify the two stories — conditioned on the story title “I always go to the local supermarket” — in Figure 1b by removing relevant words, the story that is more related to the title (top) is again more affected. Through our empirical analysis, we demonstrate that DELTAScore outperforms a suite of current metrics in evaluating fine-grained story aspects. Our investigation also revealed an intriguing finding: one perturbation method (word jumbling) displays exceptional performance in capturing several aspects. This discovery implies that there may be strong interdependence among the aspects.

2 Related Work

2.1 Automatic Story Evaluation

The conventional evaluation metrics used in natural language processing mainly focus on measuring lexical overlap between machine-generated text and its human reference (Papineni et al., 2002; Doddington, 2002; Lin, 2004). However, such methods are limited in their ability to capture semantic similarity, and they are vulnerable to small changes in morphology or even typos, as highlighted by Kaster et al. (2021). To overcome these limitations,

recent methods have exploited the language understanding capability of pre-trained language models (PLMs) to capture semantic similarity by comparing embeddings (Zhao et al., 2019; Zhang et al., 2020). However, these evaluation metrics still rely on a single human reference, which may not be appropriate for story evaluation, given that there are many ways to write a good story.

Therefore, researchers have started to focus on reference-free evaluation metrics that are tailored to evaluate stories. For instance, Guan and Huang (2020) train a binary classification model to distinguish between original stories and their negative perturbations, while Ghazarian et al. (2021) extend this idea by generating negative samples from manipulated story plots instead of heuristic rules. These metrics place emphasis on evaluating story coherence. More recently, Chen et al. (2022) propose a new task that aims to evaluate human preference by training a model to differentiate highly-upvoted stories from lowly-upvoted ones, drawing labelled data from Reddit. This task is particularly useful for evaluating the subjective aspects of stories that cannot be easily captured by traditional metrics.

Recent advancements in evaluation metrics have diverged from conventional approaches that provide a single score to assess overall quality. Instead, these novel metrics adopt a multifaceted perspective, incorporating various inputs such as given prompts, generated text, and additional contextual information (Zhong et al., 2022). For instance, text evaluation is approached as a text generation problem by Yuan et al. (2021), whereas Deng et al. (2021) leverage information alignment techniques to evaluate the quality of generated text.

Despite the diverse perspectives offered by these evaluation methods, they often fall short in capturing more intuitive aspects of text quality such as fluency. To overcome this limitation, Zhong et al. (2022) introduce an approach that treats text evaluation as a question answering task, training a language model to answer specific questions such as “*Is this a fluent sentence?*”. Fu et al. (2023) propose a method that leverages the generalization capability of large language models for evaluation, by incorporating instructions such as “*Generate a fluent story for the given title*” as part of the input to align the likelihood computation with a specific aspect of quality.

2.2 Natural Text Perturbation

The use of perturbations is a conventional technique to generate negative samples for both discriminative (Guan and Huang, 2020) and generative (Zhong et al., 2022) NLP tasks. To evaluate the behavioral performance of NLP models, Ribeiro et al. (2020) proposes CheckList, a suite of negative examples constructed from a combination of perturbations. Similarly, Karpinska et al. (2022) devises a list of perturbation tests to assess the robustness of machine translation evaluation metrics. Additionally, Sai et al. (2021) expand on the use of perturbations to assess the robustness of NLG evaluation metrics. To identify blind spots of model-based evaluation metrics, He et al. (2022) develop perturbation tests. Notably, all of these perturbations rely on heuristic rules. In contrast, recent adversarial attacks such as those proposed by Li et al. (2020); Morris et al. (2020) use language models to generate adversarial examples, which can also be considered a form of text perturbation. In our work, we explore perturbation for a different purpose: to evaluate fine-grained story qualities.

3 DELTAScore

We now describe the idea of our approach. Given a story condition (e.g. story title) $\mathbf{c} = c_1, \dots, c_n$ containing n tokens, a model-generated story $\mathbf{s} = s_1, \dots, s_m$ containing m tokens, and a perturbed story $\mathbf{s}' = s'_1, \dots, s'_{m'}$ containing m' tokens, DELTAScore calculates the likelihood difference under a language model:

$$\text{DELTAScore}(\mathbf{s}) = \log p(\mathbf{s}|\mathbf{c}) - \log p(\mathbf{s}'|\mathbf{c}) \quad (1)$$

where $p(\mathbf{s}|\mathbf{c})$ represents the likelihood of \mathbf{s} conditioned on \mathbf{c} under a language model. In our experiments, we investigate several large language models with varying architectures (see § 3.1) and perturbation techniques that are designed to target specific aspects (see § 3.2).

3.1 Two Different Likelihood Calculations

We now explain how we compute $p(\mathbf{s}|\mathbf{c})$ with encoder-decoder PLMs (e.g. BART (Lewis et al., 2020) and T5 (Raffel et al., 2020)) and decoder PLMs (e.g. GPT-3 (Brown et al., 2020)). $p(\mathbf{s}'|\mathbf{c})$ is computed in the same way and we omit it for brevity.

Denoting language model parameters as θ , we compute DELTAScore as follows for encoder-

decoder PLMs:

$$\log p(\mathbf{s}|\mathbf{c}) = \frac{1}{m} \sum_{t=1}^m \log p(s_t|\mathbf{s}_{<t}, \mathbf{c}, \theta) \quad (2)$$

where t denotes timestep in the sequence, and $\mathbf{s}_{<t}$ denotes all tokens before the current timestep. Intuitively, the story condition \mathbf{c} is captured by the encoder, and the likelihood of the story \mathbf{s} is produced by the decoder.

For decoder PLMs, we concatenate \mathbf{c} and \mathbf{s}/\mathbf{s}' to form a sequence \mathbf{x} ($x_1, \dots, x_{n+m} = c_1, \dots, c_n, s_1, \dots, s_m$) to compute DELTAScore:

$$\log p(\mathbf{s}|\mathbf{c}) = \frac{1}{m} \sum_{t=n+1}^{n+m} \log p(x_t|\mathbf{x}_{<t}, \theta) \quad (3)$$

This formulation means we feed the full sequence including the story condition \mathbf{c} and story \mathbf{s} as input to the decoder-only PLM, although when computing the story likelihood, we only consider the conditional probabilities for the \mathbf{s} tokens.

3.2 Perturbations on Story Aspects

We follow Xie et al. (2023) to assess five fundamental aspects of story quality: fluency, coherence, relatedness, logicity, and interestingness. To this end, we survey perturbation methods from the literature (Ribeiro et al., 2020; Sai et al., 2021; Guan et al., 2021b; He et al., 2022) and attempt to align them to one of these five aspects. For some aspects, we also propose new perturbation methods. We now describe each aspect and its associated perturbation methods; a summary of these methods and examples is given in Table 1.

Fluency assesses the readability of sentences in the story. Perturbations modify the text at the word or phrase level. We use two perturbation approaches from Ribeiro et al. (2020): 1) *Typo*, where we randomly substitute a character with an adjacent one in the text, and 2) *Subject-verb disagreement (SubjVerbDis)*, where we modify the verbs in a sentence so that they no longer agree with their subjects.

Coherence evaluates how well the sentences in the story are connected. Perturbations modify the text at the sentence level to reduce how well the narrative flows from sentence to sentence. We use two perturbation approaches from Sai et al. (2021): 1) *Jumble*, where we randomly shuffle words within the story, and 2) *Sentence Reorder (SentReorder)*,

Aspect	Perturbation	Original story	Perturbed story
Flu.	Typo	he went to see what the problem was	he went to see whta the problem was
	SubjVerbDis	he is the best student in the classroom .	he am the best student in the classroom .
Coh.	Jumble	We play badminton every evening .	badminton every We evening play .
	SentReorder	she did n’t intend to buy anything . unfortunately she has poor impulse control ...	unfortunately she has poor impulse control . she did n’t intend to buy anything ...
Rel.	<u>RmRelWords</u>	The supermarket has various kinds of goods	The has various kinds of goods
	<u>StoryReplace</u>	The supermarket has various kinds of goods	It is a nice day to hang out
Log.	Antonym	The boy got the gift he always wanted, he was so happy .	The boy got the gift he always wanted, he was so sad .
	<u>Commonsense</u>	they took me down to the lake . i threw my line out and caught several worms ...	they took me to the moon. i threw my line out and caught several stars ...
Int.	<u>BlanderNarrative</u>	i felt really angry, talked to my estranged father , and he gave me a gun! But I knew violence is not a solution here .	I felt upset and talked to my father about it . He advised me to handle the situation calmly , so I decided not to resort to violence .

Table 1: Summary of perturbations that target a story quality aspect: Fluency (Flu.), Coherence (Coh.), Relatedness (Rel.), Logicality (Log.), and Interestingness (Int.). For “Relatedness” example stories, they are conditioned on the title “I always go to the local supermarket”. Underlined perturbations are original methods we propose.

where we randomly shuffle the sentences within the story.

Relatedness focuses on the extent to which the story is relevant to the given condition (e.g. story title). Perturbations targeting relatedness alter the story to reduce its association with its condition. We propose two new methods: 1) *Remove Relevant Words (RmRelWords)*, where we use ChatGPT¹ to identify words related to the given title and then remove them from the story, and 2) *Story Replacement (StoryReplace)*, where we replace the original story with another random story with a different story condition, with a requirement that the likelihood of the random story is similar to that of the original story under a PLM (without considering their story conditions). The rationale of introducing the requirement is that we want the random story to have a similar length and style to the original story.

Logicality focuses on the extent to which the story complies with commonsense. Perturbations targeting logicality introduce elements into the story that contradict commonsense. We adopt one approach from Guan et al. (2021b): *Antonym*, where we randomly replace the word with its antonym; and propose a new approach: *Commonsense*, where we use ChatGPT to modify some story elements to violate commonsense.

Interestingness measures how predictable the events unfold in the story, which is perhaps the

¹<https://chat.openai.com>

Dataset	Condition	Story
ROC	[FEMALE] dad took me fishing .	we sat in a spot and waited for days ...
WP	tell me a story where the first line and last line ...	as i walked into the house , i was assailed by the smell of aging ...

Table 2: Sampled examples of given story condition and its generated story for each dataset.

most subjective aspect. We propose one approach: *Blander Narrative*, where we use ChatGPT to modify a story to make the narrative less interesting.

The ChatGPT² instructions for the 3 perturbation methods (*RmRelWords*, *Commonsense* and *BlanderNarrative*) are detailed in Appendix A. For *Typo*, *Jumbo* and *Antonym*, we can control the degree of perturbation, and this parameter is tuned in § 5.1.

4 Experiments

4.1 Benchmarks

We use the generated stories and human ratings collected by Xie et al. (2023) on two story datasets: ROCStories (ROC; Mostafazadeh et al. (2016); 5-sentence simple stories) and WritingPrompts (WP; Fan et al. (2018); longer fictional stories written by users on Reddit).³ The story condition (*c*) for

²We call the API with gpt-3.5-turbo.

³Xie et al. (2023) also collected human judgements for CNN-Dailymail, but we do not use them in our study for two

Arch.	Model	Size	#Data	Objectives
En-De	BART	406M	160GB	Denoising
	FLAN-T5	11B	-	Denoising
De	BLOOM	7B	366BT	LM
	LLaMA	65B	1.4TT	LM
	OPT	66B	180BT	LM
	GPT-3.5	175B	300BT	LM

Table 3: Summary of PLMs, classified by their architecture (Arch.) as encoder-decoder (En-De) or decoder (De). “Size” indicates model parameters. #Data indicates the pre-trained data scale (“GB” = gigabyte; “BT” = “billion tokens”; and “TT” = “trillion tokens”). “LM” indicates causal language modeling objective.

Objective	Metric	FT	B/F	ST	MS
Similarity	BLEU	✗	B	✗	✗
	BERTScore	✗	B	✗	✗
	MoverScore	✗	B	✗	✗
Discriminative	UNION	✓	F	✓	✗
	MANPLTS	✓	F	✓	✗
	StoryER	✓	F	✓	✗
	CTC	✓	F	✗	✓
	UNIEVAL	✓	F	✗	✓
Generative	BARTScore	✗	F	✗	✓
	GPTScore	✗	F	✗	✓

Table 4: Statistics of Compared evaluation metrics. “FT” indicates whether the metric requires additional synthetic data to fine-tune on. “B/F” indicates whether the metric is reference-based (B) or reference-free (F). “ST” indicates whether the metric is originally designed for story evaluation. “MS” indicates whether the metric produces scores that consider multiple aspects.

ROC is the first/leading sentence; for WP it’s the short paragraph that describes the idea of the story (“prompt”). We present two example stories from the two datasets in Table 2.

Xie et al. (2023) experiment with 6 story generation models that cover large models with prompt-based learning (e.g. GPT-3), smaller fine-tuned models (e.g. BART) and other methods that incorporate planning and commonsense (Guan et al., 2020, 2021a; Tan et al., 2021; Xu et al., 2020). They then conduct human evaluation on five aspects — fluency, coherence, relatedness, logical-

reasons: 1) the stories depict real-world events rather than fictional narratives, and 2) most of the language models we test have been trained on this dataset, and so there are potential circularity issues.

ity, and interestingness — judged using an ordinal scale from 1 (worst) to 5 (best). They recruit two different groups of annotators — in-house PhD students and crowdworkers — to do the annotation and found similar results from the two groups, suggesting robustness in their annotation. We use judgement from the first group to do preliminary exploration of optimal settings (e.g. assessing which perturbation methods or language models that work well; § 5.1) and that of the second group to do a final comparison of our approach with existing evaluation metrics (§ 5.2).

4.2 Language Models

We select a set of representative PLMs to compute DELTAScore. For encoder-decoder PLMs, we use BART and FLAN-T5 (Chung et al., 2022). For decoder PLMs, we use BLOOM (Scao et al., 2022), LLaMA (Touvron et al., 2023), OPT (Zhang et al., 2022a), and GPT-3.5.⁴ We use the largest possible variant whenever possible as we found larger models tend to work better in preliminary experiments. We present a summary of these language models in Table 3.

4.3 Competitors

We next outline currently established evaluation metrics in the literature for comparison, classifying them into three categories: 1) *similarity*, where the generated stories are compared to the given references, 2) *discriminative*, where a classifier is trained to distinguish between high and low quality stories, and 3) *generative*, where generation likelihood is used to determine quality.

For similarity metrics, we have: **BLEU** (Papineni et al., 2002) that measures n-gram overlaps between stories and human references; **BERTScore** (Zhang et al., 2020) and **MoverScore** (Zhao et al., 2019), which measure semantic similarity from embeddings obtained from BERT (Devlin et al., 2019).

For discriminative metrics, we have: **UNION** (Guan and Huang, 2020) which constructs negative samples of original stories using heuristic rules and trains a discriminator to differentiate them,⁵ **MANPLTS** (Ghazarian et al., 2021) which is an extension of UNION that constructs “better” negative samples by manipulating storylines and generating alternate stories based on these manipulated

⁴We use text-davinci-003 in our experiments.

⁵As they work with ROC and WP, we use their trained models without fine-tuning for our experiments.

Target Aspect	Perturbation	ROC					WP				
		Flu.	Coh.	Rel.	Log.	Int.	Flu.	Coh.	Rel.	Log.	Int.
–	w/o perturbation	17.3	31.0	22.8	35.2	20.2	26.8	27.0	32.1	34.6	17.8
Fluency	Typo	14.2	31.9	23.5	36.0	23.2	36.5	42.9	38.1	47.8	35.5
	SubjVerbDis	5.5	13.9	8.8	13.0	7.8	13.0	15.9	4.7	10.7	6.1
Coherence	Jumble	17.6	37.1	16.8	34.1	22.5	35.9	36.0	31.9	36.3	28.1
	SentReorder	4.4	17.7	4.8	20.3	8.9	18.6	27.3	20.5	15.1	25.4
Relatedness	RmRelWords	15.9	16.9	13.3	9.6	7.6	36.5	27.7	31.7	33.5	21.9
	StoryReplace	6.2	2.2	9.1	9.6	7.8	28.5	26.6	27.6	38.5	23.8
Logicity	Antonym	14.4	16.9	11.4	16.2	11.6	31.6	33.5	35.0	35.0	25.3
	Commonsense	16.9	15.8	17.5	2.2	3.8	23.6	34.0	23.3	32.6	26.5
Interestingness	BlanderNarrative	6.7	10.4	11.5	1.5	0.7	13.9	17.7	13.0	19.3	7.2

Table 5: Story-level Kendall correlation ($|\tau|$) between DELTAScore with LLaMA and in-house judgements. We highlight instances where DELTAScore outperforms vanilla likelihood (“w/o perturbation”).

storylines using a story generation model;⁶ **StoryER** (Chen et al., 2022) which builds a classifier to learn human preference by training it to differentiate highly-upvoted stories from lowly-upvoted ones on Reddit;⁷ **CTC** (Deng et al., 2021) that treats the evaluation task as an information alignment task;⁸ and **UNIEVAL** (Zhong et al., 2022) that frames the evaluation as a question answering task where different questions are asked to assess a particular aspect.⁹

For generative metrics, we have: **BARTScore** (Yuan et al., 2021) that evaluates generated text by calculating its conditional likelihood under BART;¹⁰ and **GPTScore** (Fu et al., 2023) which computes the likelihood of the story under GPT3 with additional prefix to target a particular aspect (see Appendix B for more details).

We summarise all these metrics in Table 4, showing whether they: require additional training or ground truth reference; are originally introduced for story evaluation; and can measure fine-grained story aspects.

⁶Like UNION, we use the models released by authors.

⁷In addition to the preference score, they also train their model to produce ratings and comments on predefined story aspects to provide explanations for the evaluation.

⁸We use the reference-free alignment approach in CTC (also called “consistency” in the original paper).

⁹The question answering models are trained on text summarization and dialogue generation tasks and they are shown to have zero-shot transfer to be able to answer new questions; see Appendix B for more details on how we adapt UNIEVAL for our task.

¹⁰BARTScore can evaluate various aspects of text quality by using different combinations of input and output. We use the reference-free version of BARTScore (i.e. $c \rightarrow s$).

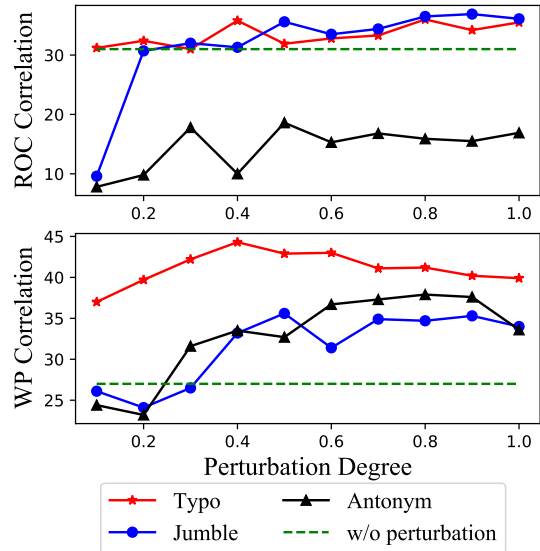


Figure 2: Impact of perturbation degree with LLaMA on in-house judgements for measuring coherence.

5 Results

We evaluate Kendall correlation at the story level, which involves comparing the predicted metric score versus the aggregated human rating for each story on a specific aspect. We use this as our primary metric due to the non-linear relationship between automatic and human metrics, as well as the ordinal scale employed in human judgments (Kendall, 1938). We explore different settings of our approach in § 5.1 and present a comparison of our (best) approach with competitor evaluation metrics in § 5.2. Note that we use a different ground truth for these two sets of results (in-house ratings for § 5.1 and crowdworker ratings for § 5.2, as explained in § 4.1), to avoid tuning and testing on the

Metric	ROC					WP				
	Flu.	Coh.	Rel.	Log.	Int.	Flu.	Coh.	Rel.	Log.	Int.
DELTA SCORE (with BART-large 406M)										
w/o perturbation	4.5	14.6	11.6	14.5	2.3	15.0	14.5	22.4	24.5	10.6
Jumble	11.4	21.9	14.6	19.5	13.1	30.0	21.6	27.3	33.6	21.2
Typo	6.3	17.7	19.8	17.5	4.7	24.5	26.9	30.2	36.6	24.3
Antonym	5.7	8.3	7.3	5.4	6.9	28.0	26.4	37.6	31.8	25.7
DELTA SCORE (with FLAN-T5 XXL 11B)										
w/o perturbation	16.2	19.4	14.7	23.1	8.9	19.9	14.1	23.4	20.8	4.8
Jumble	24.5	36.1	20.2	27.9	20.6	31.7	28.3	22.1	34.4	21.8
Typo	11.3	21.8	11.2	28.0	14.7	29.0	25.7	33.1	31.8	18.0
Antonym	10.7	12.9	8.9	10.1	7.9	33.1	34.0	30.6	34.2	29.2
DELTA SCORE (with BLOOM 7B)										
w/o perturbation	12.4	24.1	13.3	25.5	10.2	24.8	21.3	27.9	29.2	12.6
Jumble	25.0	35.5	14.2	33.9	25.4	34.2	34.8	30.7	33.6	23.1
Typo	14.3	31.6	12.2	30.3	14.5	38.4	40.9	38.7	44.7	29.5
Antonym	10.2	12.0	9.4	10.3	12.2	27.4	31.5	31.3	32.9	30.6
DELTA SCORE (with LLaMA 65B)										
w/o perturbation	17.3	31.0	22.8	35.2	20.2	26.8	27.0	32.1	34.6	17.8
Jumble	19.7	36.9	15.8	35.9	23.0	36.8	35.3	32.9	35.5	27.7
Typo	14.2	31.9	23.5	36.0	23.2	34.3	42.2	35.2	44.0	31.8
Antonym	13.3	15.9	10.6	14.2	11.0	31.3	37.9	35.0	36.2	31.6
DELTA SCORE (with OPT 66B)										
w/o perturbation	17.4	30.6	20.2	32.6	15.8	27.5	24.5	32.2	31.0	15.7
Jumble	27.4	44.2	21.6	41.4	30.0	37.9	38.7	35.4	39.5	32.0
Typo	17.9	39.6	21.3	38.7	22.8	39.0	41.9	38.0	45.6	30.4
Antonym	15.8	19.0	13.8	14.9	12.9	34.0	40.3	36.0	39.4	36.7
DELTA SCORE (with GPT-3.5 175B)										
w/o perturbation	21.3	31.2	18.7	28.6	18.2	36.2	32.9	36.0	37.1	23.3
Jumble	18.7	34.0	23.3	38.5	29.7	35.0	36.6	36.1	37.7	33.5
Typo	17.0	35.1	11.7	32.2	26.3	41.7	46.7	37.5	45.0	37.3
Antonym	19.1	21.5	12.9	20.5	13.9	36.1	41.2	41.3	39.6	38.2

Table 6: Absolute value of Story-level Kendall correlation ($|\tau|$) between different metrics and in-house judgements. We **bold** the best scores for each aspect and **highlight** instances where DELTAScore improves over vanilla likelihood (“w/o perturbation”).

same test set.

5.1 Preliminary Exploration

Perturbation Methods We first present how well the different perturbation methods (§ 3.2) compare against human judgments for the 5 aspects in Table 5. We use LLaMA as the PLM here. “w/o perturbation” means we compute the story likelihood under LLaMA directly. We found some interesting results. The first is that perturbations that target a particular aspect may not always produce a higher correlation with human judgements when measuring that aspect (i.e. we don’t see diagonal green highlights within a story domain). The second is that interestingness, the most subjective aspect, is the most challenging to measure, as the magnitude of the correlation numbers are generally lower compare to other aspects. And the last and perhaps most surprising observation is that a select few perturbation methods seem to work very

well in evaluating most aspects: *Typo*, *Jumble* and *Antonym*. For these reasons, we’ll focus on these three methods for the rest of our experiments.

Perturbation Degree We next investigate impact of perturbation degree using the top-3 performing methods (*Typo*, *Jumbo* and *Antonym*) and present the results over ROC and WP in Figure 2. As before, we use LLaMA as the PLM and focus on evaluating coherence here. Interestingly, *Typo* appears to be relatively stable and unaffected by the perturbation degree, where else *Jumble* and *Antonym* work better with more aggressive perturbation. Based on these results, we set the perturbation degree to 0.4, 0.9, and 0.8 for *Typo*, *Jumble*, and *Antonym* respectively for both ROC and WP.

Language Models We next present DELTAScore results using different PLMs in Table 6. As before, we focus on the top-3 performing perturbation methods (*Typo*, *Jumble*, and *Antonym*).

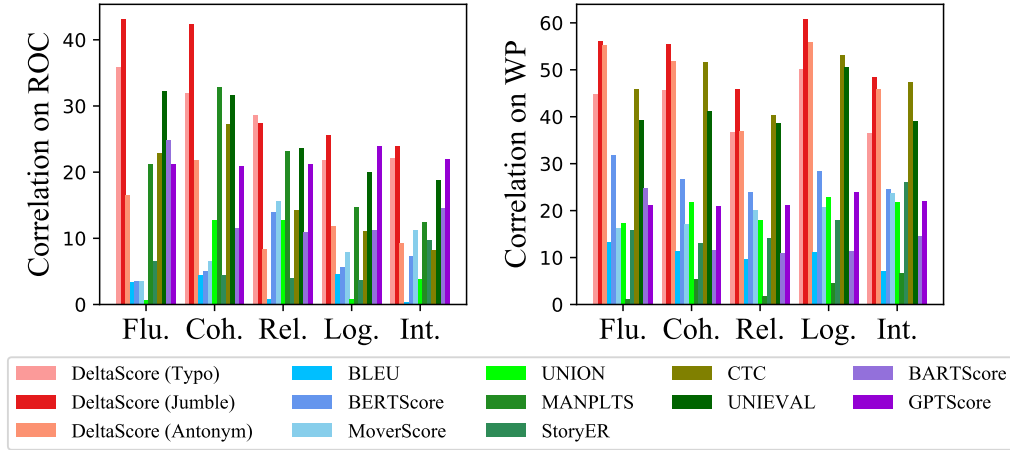


Figure 3: Absolute value of Story-level Kendall correlation ($|\tau|$) between different metrics and crowdworker ratings. Higher bar indicates better performance. Red bars indicate our method (DELTAScore). Blue bars indicate similarity based evaluation methods. Green bars indicate discriminative evaluation methods. Purple bars indicate generative evaluation methods.

Encouragingly, across different PLMs and story aspects, we see that DELTAScore outperforms vanilla likelihood (“w/o perturbation”) in almost all instances, suggesting that measuring story quality using *likelihood difference* is generally a better approach than just using its *likelihood*. Broadly speaking, *Jumble* is the most consistent perturbation method: in ROC it is the consistently the best performer, while in WP it is either the best or second best performer, depending on the PLM. This is consistent with the results we have in Table 5, confirming the surprising result that *Jumble* works well to measure most story aspects. Looking at the magnitude of correlation for different story aspects, interestingness generally has a lower value, indicating it is a difficult aspect to measure. There are, however, some curious exceptions: in ROC the correlation for fluency and relatedness is particularly low. We don’t have a strong hypothesis of these observations, but will note that the language of ROC stories are somewhat formulaic and possibly different to the language of the pretraining data. For relatedness, the story condition in ROC is the first sentence (from the 5-sentence human-written stories), and it’s a rather artificial condition to set the “topic” for story generation.

Another interesting (but unsurprising) observation to mention is that we see larger models generally exhibit better correlation, with GPT-3.5 and OPT being the best performing PLMs, BLOOM and FLAN-T5 in the middle of the pack, and BART the worst. That said, if we look at GPT-3.5 vs. OPT,

OPT has the upperhand marginally, even though OPT’s model size and pretraining data is approximately 2 times smaller, suggesting after reaching a certain scale, the benefit of more scaling is questionable.

5.2 Comparison with Existing Metrics

We now compare DELTAScore against competitor evaluation metrics in Figure 3. Note that we use OPT as the PLM (as it is the best performing PLM) and the same (top-performing) perturbation methods (*Typo*, *Jumble* and *Antonym*). For fair comparison, we use a different set of ground truth human ratings (crowdworker ratings) for these results.

We see very encouraging results, with DELTAScore consistently outperforming all competitor metrics over all story aspects (*Jumble* once again is the winner out of the three perturbation methods). The similarity metrics (BLEU, BERTScore and MoverScore) have the worst performance, demonstrating that reference-based metrics are not suitable for story evaluation, consistent with previous findings (Guan and Huang, 2020; Xie et al., 2023). Out of the discriminative metrics, CTC and UNIEVAL are the most competitive (in particular CTC appears to work better in WP while UNIEVAL is better for ROC), though they are still behind DELTAScore. In terms of generative scores, their performance is inconsistent. GPTScore performs well in assessing logicity and interestingness, particularly in ROC, where its performance is comparable to that of DELTAScore. However, its effec-

tiveness is limited in most other scenarios.

6 Conclusion

We introduce DELTAScore, a novel approach for evaluating fine-grained story aspects by comparing the difference in likelihood between the original and perturbed story under a pretrained language model. Surprisingly, we found that a select few perturbation methods work very very well for measuring most of the aspects. Ultimately we also show that DELTAScore produces stronger correlations with human judgements compared to a suite of current metrics over two story domains.

Limitations

Our work explores a limited set of perturbations for story evaluation, but it is likely that there are many more perturbations that could be obtained through different approaches. Although we only apply this perturbation method to story generation in this paper, it has the potential to be adapted for evaluating various aspects of text generation using specifically designed perturbations. This opens up a fruitful area for future research.

References

- Tom B. Brown, Benjamin Mann, Nick Ryder, Melanie Subbiah, Jared Kaplan, Prafulla Dhariwal, Arvind Neelakantan, Pranav Shyam, Girish Sastry, Amanda Askell, Sandhini Agarwal, Ariel Herbert-Voss, Gretchen Krueger, Tom Henighan, Rewon Child, Aditya Ramesh, Daniel M. Ziegler, Jeffrey Wu, Clemens Winter, Christopher Hesse, Mark Chen, Eric Sigler, Mateusz Litwin, Scott Gray, Benjamin Chess, Jack Clark, Christopher Berner, Sam McCandlish, Alec Radford, Ilya Sutskever, and Dario Amodei. 2020. [Language models are few-shot learners](#). In *Advances in Neural Information Processing Systems 33: Annual Conference on Neural Information Processing Systems 2020, NeurIPS 2020, December 6-12, 2020, virtual*.
- Hong Chen, Duc Minh Vo, Hiroya Takamura, Yusuke Miyao, and Hideki Nakayama. 2022. [Storyer: Automatic story evaluation via ranking, rating and reasoning](#). In *Proceedings of the 2022 Conference on Empirical Methods in Natural Language Processing, EMNLP 2022, Abu Dhabi, United Arab Emirates, December 7-11, 2022*, pages 1739–1753. Association for Computational Linguistics.
- Cyril Chhun, Pierre Colombo, Fabian M. Suchanek, and Chloé Clavel. 2022. [Of human criteria and automatic metrics: A benchmark of the evaluation of story generation](#). In *Proceedings of the 29th International Conference on Computational Linguistics, COLING 2022, Gyeongju, Republic of Korea, October 12-17, 2022*, pages 5794–5836. International Committee on Computational Linguistics.
- Hyung Won Chung, Le Hou, Shayne Longpre, Barret Zoph, Yi Tay, William Fedus, Eric Li, Xuezhi Wang, Mostafa Dehghani, Siddhartha Brahma, Albert Webson, Shixiang Shane Gu, Zhuyun Dai, Mirac Suzgun, Xinyun Chen, Aakanksha Chowdhery, Sharan Narang, Gaurav Mishra, Adams Yu, Vincent Y. Zhao, Yanping Huang, Andrew M. Dai, Hongkun Yu, Slav Petrov, Ed H. Chi, Jeff Dean, Jacob Devlin, Adam Roberts, Denny Zhou, Quoc V. Le, and Jason Wei. 2022. [Scaling instruction-finetuned language models](#). *CoRR*, abs/2210.11416.
- Mingkai Deng, Bowen Tan, Zhengzhong Liu, Eric Xing, and Zhiting Hu. 2021. [Compression, transduction, and creation: A unified framework for evaluating natural language generation](#). In *Proceedings of the 2021 Conference on Empirical Methods in Natural Language Processing*, pages 7580–7605, Online and Punta Cana, Dominican Republic. Association for Computational Linguistics.
- Jacob Devlin, Ming-Wei Chang, Kenton Lee, and Kristina Toutanova. 2019. [BERT: Pre-training of deep bidirectional transformers for language understanding](#). In *Proceedings of the 2019 Conference of the North American Chapter of the Association for Computational Linguistics: Human Language Technologies, Volume 1 (Long and Short Papers)*, pages 4171–4186, Minneapolis, Minnesota. Association for Computational Linguistics.
- George Doddington. 2002. [Automatic evaluation of machine translation quality using n-gram co-occurrence statistics](#). In *Proceedings of the Second International Conference on Human Language Technology Research, HLT '02*, page 138–145, San Francisco, CA, USA. Morgan Kaufmann Publishers Inc.
- Yao Dou, Maxwell Forbes, Rik Koncel-Kedziorski, Noah A. Smith, and Yejin Choi. 2022. [Is GPT-3 text indistinguishable from human text? scarecrow: A framework for scrutinizing machine text](#). In *Proceedings of the 60th Annual Meeting of the Association for Computational Linguistics (Volume 1: Long Papers)*, pages 7250–7274, Dublin, Ireland. Association for Computational Linguistics.
- Angela Fan, Mike Lewis, and Yann Dauphin. 2018. [Hierarchical neural story generation](#). In *Proceedings of the 56th Annual Meeting of the Association for Computational Linguistics (Volume 1: Long Papers)*, pages 889–898, Melbourne, Australia. Association for Computational Linguistics.
- Jinlan Fu, See-Kiong Ng, Zhengbao Jiang, and Pengfei Liu. 2023. [Gptscore: Evaluate as you desire](#). *CoRR*, abs/2302.04166.
- Sarik Ghazarian, Zixi Liu, Akash S M, Ralph Weischedel, Aram Galstyan, and Nanyun Peng. 2021. [Plot-guided adversarial example construction for](#)

- evaluating open-domain story generation. In *Proceedings of the 2021 Conference of the North American Chapter of the Association for Computational Linguistics: Human Language Technologies*, pages 4334–4344, Online. Association for Computational Linguistics.
- Jian Guan, Fei Huang, Zhihao Zhao, Xiaoyan Zhu, and Minlie Huang. 2020. A knowledge-enhanced pre-training model for commonsense story generation. *Transactions of the Association for Computational Linguistics*, 8:93–108.
- Jian Guan and Minlie Huang. 2020. **UNION: An Unreferenced Metric for Evaluating Open-ended Story Generation**. In *Proceedings of the 2020 Conference on Empirical Methods in Natural Language Processing (EMNLP)*, pages 9157–9166, Online. Association for Computational Linguistics.
- Jian Guan, Xiaoxi Mao, Changjie Fan, Zitao Liu, Wenbiao Ding, and Minlie Huang. 2021a. Long text generation by modeling sentence-level and discourse-level coherence. In *Proceedings of the 59th Annual Meeting of the Association for Computational Linguistics and the 11th International Joint Conference on Natural Language Processing (Volume 1: Long Papers)*, pages 6379–6393, Online. Association for Computational Linguistics.
- Jian Guan, Zhixin Zhang, Zhuoer Feng, Zitao Liu, Wenbiao Ding, Xiaoxi Mao, Changjie Fan, and Minlie Huang. 2021b. **OpenMEVA: A benchmark for evaluating open-ended story generation metrics**. In *Proceedings of the 59th Annual Meeting of the Association for Computational Linguistics and the 11th International Joint Conference on Natural Language Processing (Volume 1: Long Papers)*, pages 6394–6407, Online. Association for Computational Linguistics.
- Rujun Han, Hong Chen, Yufei Tian, and Nanyun Peng. 2022. **Go back in time: Generating flashbacks in stories with event temporal prompts**. In *Proceedings of the 2022 Conference of the North American Chapter of the Association for Computational Linguistics: Human Language Technologies*, pages 1450–1470, Seattle, United States. Association for Computational Linguistics.
- Tianxing He, Jingyu Zhang, Tianle Wang, Sachin Kumar, Kyunghyun Cho, James R. Glass, and Yulia Tsvetkov. 2022. **On the blind spots of model-based evaluation metrics for text generation**. *CoRR*, abs/2212.10020.
- Marzena Karpinska, Nader Akoury, and Mohit Iyyer. 2021. **The perils of using Mechanical Turk to evaluate open-ended text generation**. In *Proceedings of the 2021 Conference on Empirical Methods in Natural Language Processing*, pages 1265–1285, Online and Punta Cana, Dominican Republic. Association for Computational Linguistics.
- Marzena Karpinska, Nishant Raj, Katherine Thai, Yixiao Song, Ankita Gupta, and Mohit Iyyer. 2022. **DEMETR: diagnosing evaluation metrics for translation**. In *Proceedings of the 2022 Conference on Empirical Methods in Natural Language Processing, EMNLP 2022, Abu Dhabi, United Arab Emirates, December 7-11, 2022*, pages 9540–9561. Association for Computational Linguistics.
- Marvin Kaster, Wei Zhao, and Steffen Eger. 2021. Global explainability of BERT-based evaluation metrics by disentangling along linguistic factors. In *Proceedings of the 2021 Conference on Empirical Methods in Natural Language Processing*, pages 8912–8925, Online and Punta Cana, Dominican Republic. Association for Computational Linguistics.
- M. G. Kendall. 1938. **A new measure of rank correlation**. *Biometrika*, 30:81–93.
- Mike Lewis, Yinhan Liu, Naman Goyal, Marjan Ghazvininejad, Abdelrahman Mohamed, Omer Levy, Veselin Stoyanov, and Luke Zettlemoyer. 2020. **BART: Denoising sequence-to-sequence pre-training for natural language generation, translation, and comprehension**. In *Proceedings of the 58th Annual Meeting of the Association for Computational Linguistics*, pages 7871–7880, Online. Association for Computational Linguistics.
- Linyang Li, Ruotian Ma, Qipeng Guo, Xiangyang Xue, and Xipeng Qiu. 2020. **BERT-ATTACK: Adversarial attack against BERT using BERT**. In *Proceedings of the 2020 Conference on Empirical Methods in Natural Language Processing (EMNLP)*, pages 6193–6202, Online. Association for Computational Linguistics.
- Chin-Yew Lin. 2004. **ROUGE: A package for automatic evaluation of summaries**. In *Text Summarization Branches Out*, pages 74–81, Barcelona, Spain. Association for Computational Linguistics.
- John Morris, Eli Lifland, Jin Yong Yoo, Jake Grigsby, Di Jin, and Yanjun Qi. 2020. **TextAttack: A framework for adversarial attacks, data augmentation, and adversarial training in NLP**. In *Proceedings of the 2020 Conference on Empirical Methods in Natural Language Processing: System Demonstrations*, pages 119–126, Online. Association for Computational Linguistics.
- Nasrin Mostafazadeh, Lucy Vanderwende, Wen-tau Yih, Pushmeet Kohli, and James Allen. 2016. **Story cloze evaluator: Vector space representation evaluation by predicting what happens next**. In *Proceedings of the 1st Workshop on Evaluating Vector-Space Representations for NLP*, pages 24–29, Berlin, Germany. Association for Computational Linguistics.
- Kishore Papineni, Salim Roukos, Todd Ward, and Wei-Jing Zhu. 2002. **Bleu: a method for automatic evaluation of machine translation**. In *Proceedings of the 40th Annual Meeting of the Association for Computational Linguistics*, pages 311–318, Philadelphia, Pennsylvania, USA. Association for Computational Linguistics.

- Alec Radford, Jeffrey Wu, Rewon Child, David Luan, Dario Amodei, and Ilya Sutskever. 2019. [Language models are unsupervised multitask learners](#). *OpenAI blog*, 1(8):9.
- Colin Raffel, Noam Shazeer, Adam Roberts, Katherine Lee, Sharan Narang, Michael Matena, Yanqi Zhou, Wei Li, and Peter J. Liu. 2020. [Exploring the limits of transfer learning with a unified text-to-text transformer](#). *J. Mach. Learn. Res.*, 21:140:1–140:67.
- Marco Tulio Ribeiro, Tongshuang Wu, Carlos Guestrin, and Sameer Singh. 2020. [Beyond accuracy: Behavioral testing of NLP models with CheckList](#). In *Proceedings of the 58th Annual Meeting of the Association for Computational Linguistics*, pages 4902–4912, Online. Association for Computational Linguistics.
- Ananya B. Sai, Tanay Dixit, Dev Yashpal Sheth, Sreyas Mohan, and Mitesh M. Khapra. 2021. [Perturbation CheckLists for evaluating NLG evaluation metrics](#). In *Proceedings of the 2021 Conference on Empirical Methods in Natural Language Processing*, pages 7219–7234, Online and Punta Cana, Dominican Republic. Association for Computational Linguistics.
- Ananya B. Sai, Akash Kumar Mohankumar, and Mitesh M. Khapra. 2023. [A survey of evaluation metrics used for NLG systems](#). *ACM Comput. Surv.*, 55(2):26:1–26:39.
- Teven Le Scao, Angela Fan, Christopher Akiki, Elizabeth-Jane Pavlick, Suzana Ilić, Daniel Hesslow, Roman Castagné, Alexandra Sasha Luccioni, François Yvon, and et al Matthias Gallé. 2022. [Bloom: A 176b-parameter open-access multilingual language model](#). *ArXiv*, abs/2211.05100.
- Bowen Tan, Zichao Yang, Maruan Al-Shedivat, Eric Xing, and Zhiting Hu. 2021. [Progressive generation of long text with pretrained language models](#). In *Proceedings of the 2021 Conference of the North American Chapter of the Association for Computational Linguistics: Human Language Technologies*, pages 4313–4324, Online. Association for Computational Linguistics.
- Brian Thompson and Matt Post. 2020. [Automatic machine translation evaluation in many languages via zero-shot paraphrasing](#). In *Proceedings of the 2020 Conference on Empirical Methods in Natural Language Processing (EMNLP)*, pages 90–121, Online. Association for Computational Linguistics.
- Hugo Touvron, Thibaut Lavril, Gautier Izacard, Xavier Martinet, Marie-Anne Lachaux, Timothée Lacroix, Baptiste Rozière, Naman Goyal, Eric Hambro, Faisal Azhar, Aurélien Rodriguez, Armand Joulin, Edouard Grave, and Guillaume Lample. 2023. [Llama: Open and efficient foundation language models](#). *CoRR*, abs/2302.13971.
- Ashish Vaswani, Noam Shazeer, Niki Parmar, Jakob Uszkoreit, Llion Jones, Aidan N. Gomez, Lukasz Kaiser, and Illia Polosukhin. 2017. [Attention is all you need](#). In *Advances in Neural Information Processing Systems 30: Annual Conference on Neural Information Processing Systems 2017, December 4-9, 2017, Long Beach, CA, USA*, pages 5998–6008.
- Zhuohan Xie, Trevor Cohn, and Jey Han Lau. 2023. [Can very large pretrained language models learn storytelling with A few examples?](#) *CoRR*, abs/2301.09790.
- Peng Xu, Mostofa Patwary, Mohammad Shoeybi, Raul Puri, Pascale Fung, Anima Anandkumar, and Bryan Catanzaro. 2020. [MEGATRON-CNTRL: Controllable story generation with external knowledge using large-scale language models](#). In *Proceedings of the 2020 Conference on Empirical Methods in Natural Language Processing (EMNLP)*, pages 2831–2845, Online. Association for Computational Linguistics.
- Kevin Yang, Yuandong Tian, Nanyun Peng, and Dan Klein. 2022. [Re3: Generating longer stories with recursive reprompting and revision](#). In *Proceedings of the 2022 Conference on Empirical Methods in Natural Language Processing, EMNLP 2022, Abu Dhabi, United Arab Emirates, December 7-11, 2022*, pages 4393–4479. Association for Computational Linguistics.
- Weizhe Yuan, Graham Neubig, and Pengfei Liu. 2021. [Bartscore: Evaluating generated text as text generation](#). In *Advances in Neural Information Processing Systems 34: Annual Conference on Neural Information Processing Systems 2021, NeurIPS 2021, December 6-14, 2021, virtual*, pages 27263–27277.
- Susan Zhang, Stephen Roller, Naman Goyal, Mikel Artetxe, Moya Chen, Shuohui Chen, Christopher Dewan, Mona T. Diab, Xian Li, Xi Victoria Lin, Todor Mihaylov, Myle Ott, Sam Shleifer, Kurt Shuster, Daniel Simig, Punit Singh Koura, Anjali Sridhar, Tianlu Wang, and Luke Zettlemoyer. 2022a. [OPT: open pre-trained transformer language models](#). *CoRR*, abs/2205.01068.
- Tianyi Zhang, Varsha Kishore, Felix Wu, Kilian Q. Weinberger, and Yoav Artzi. 2020. [Bertscore: Evaluating text generation with BERT](#). In *8th International Conference on Learning Representations, ICLR 2020, Addis Ababa, Ethiopia, April 26-30, 2020*. OpenReview.net.
- Zhexin Zhang, Jiaxin Wen, Jian Guan, and Minlie Huang. 2022b. [Persona-guided planning for controlling the protagonist’s persona in story generation](#). In *Proceedings of the 2022 Conference of the North American Chapter of the Association for Computational Linguistics: Human Language Technologies*, pages 3346–3361, Seattle, United States. Association for Computational Linguistics.
- Wayne Xin Zhao, Kun Zhou, Junyi Li, Tianyi Tang, Xiaolei Wang, Yupeng Hou, Yingqian Min, Beichen Zhang, Junjie Zhang, Zican Dong, et al. 2023. [A survey of large language models](#). *arXiv preprint arXiv:2303.18223*.

Wei Zhao, Maxime Peyrard, Fei Liu, Yang Gao, Christian M. Meyer, and Steffen Eger. 2019. **MoverScore: Text generation evaluating with contextualized embeddings and earth mover distance**. In *Proceedings of the 2019 Conference on Empirical Methods in Natural Language Processing and the 9th International Joint Conference on Natural Language Processing (EMNLP-IJCNLP)*, pages 563–578, Hong Kong, China. Association for Computational Linguistics.

Ming Zhong, Yang Liu, Da Yin, Yuning Mao, Yizhu Jiao, Pengfei Liu, Chenguang Zhu, Heng Ji, and Jiawei Han. 2022. **Towards a unified multi-dimensional evaluator for text generation**. In *Proceedings of the 2022 Conference on Empirical Methods in Natural Language Processing, EMNLP 2022, Abu Dhabi, United Arab Emirates, December 7-11, 2022*, pages 2023–2038. Association for Computational Linguistics.

A Perturbation Prompts

We use following prompts for perturbations when we apply API with GPT-3.5-turbo.

- **RelevantWords**: Find all words in the given story that is relevant to the given title. Please only print words in the given story, and separate them by ','. "title": {title}, "story": {story}
- **Commonsense**: Revise the following story such that certain elements does not make sense. The revision should be minimal, e.g. by changing a few words. "story": {story}
- **BlanderNarrative**: Revise the following story to make it less interesting (e.g. expected ending, no plot twist). The revision should be minimal. "story": {story}

B UNIEVAL and GPTScore

UNIEVAL We ask the following questions for each aspect. Note that we try to use the narrative/vocabulary as close to the original questions [Zhong et al. \(2022\)](#) use in their efforts as possible.

- **Fluency**: Is this a fluent utterance?
- **Coherence**: Is this a coherent utterance?
- **Relatedness**: Is this claim consistent with the document?
- **Logicality**: Is this utterance consistent with the commonsense?
- **Interestingness**: Is this an interesting utterance?

GPTScore We ask the following questions for each aspect. Note that we try to use the narrative/vocabulary as close to the original questions ([Fu et al., 2023](#)) use in their efforts as possible.

- **Fluency**: Generate a fluent story for the given title: {title}, and story: {story}
- **Coherence**: Generate a coherent story for the given title: {title}, and story: {story}
- **Relatedness**: Generate a story related to the given title: {title}, and story: {story}
- **Logicality**: Generate a story that adhere to commonsense for the given title: {title}, and story: {story}
- **Interestingness**: Generate an interesting story for the given title: {title}, and story: {story}