

DECODING ALGORITHM FOR HL-CODES AND PERFORMANCE OF THE DHH-CRYPTOSYSTEM - A CANDIDATE FOR POST-QUANTUM CRYPTOGRAPHY

GIUSEPPE FILIPPONE

*Department of Mathematics and Computer Science, University of Palermo, Via
Archirafi 34, 90123 Palermo, Italy*

CAROLIN HANNUSCH

*Department of Computer Science, Faculty of Informatics, University of Debrecen,
Kassai út 26, 4028 Debrecen, Hungary*

ABSTRACT. We give a decoding algorithm for a class of error-correcting codes, which can be used in the DHH-cryptosystem, which is a candidate for post-quantum cryptography, since it is of McEliece type. Furthermore, we implement the encryption and decryption algorithms for this cryptosystem and investigate its performance.

1. PRELIMINARIES

The well-known asymmetric cryptosystem introduced by McEliece in [1] originally makes use of a general Goppa code, since there is a general decoder for these codes. Although their decoding can be handled easily, the construction of Goppa codes is not easy and implementations for generating Goppa codes usually needs much memory and time. This makes the application of McEliece's cryptosystem not convenient. Nevertheless, McEliece's cryptosystem is a candidate for post-quantum cryptography, as researchers' effort on attacking McEliece's cryptosystem show e.g. in [2], [3], [4] and [5]. Throughout the last decades, researchers worked on decreasing the memory-need of a McEliece cryptosystem [6], [7] and making it applicable for small devices [8]. Furthermore, researchers also worked on modifying McEliece's cryptosystem (see e.g. [9], [10]) in such a way that it would be more convenient for technological applications. One of these is the use of a class of error-correcting codes, called the HL-codes [11]. This cryptosystem was first described in [12] and we refer to it as the DHH-cryptosystem. The main purpose of the current paper is to give a decoding algorithm for the HL-code and to apply this algorithm in the decryption of DHH. The introduced decoding algorithm is a variant

E-mail addresses: giuseppe.filippone01@unipa.it, hannusch.carolin@inf.unideb.hu.

2020 Mathematics Subject Classification. 81P94, 94A60, 94B35.

Key words and phrases. Keywords: Post-quantum cryptography, cryptography, decoding algorithm.

of Reed's decoding algorithm for Reed-Muller codes [13]. As a byproduct, we rewrite the notations of Reed's paper in the decoding algorithm. Using the decoder, we give a decryption function for the DHH cryptosystem [12]. Further, we provide some information about the performance of the DHH cryptosystem using a (1024, 512, 32)-HL code and a (4096, 2048, 64) HL-code.

2. CONSTRUCTION OF THE HL-CODE

In [11] a class of error-correcting codes is introduced as ideals in a modular group algebra. These codes were later called HL-codes. Some codes from this family, namely of length 1024 and of length 4096 were considered for the use in a McEliece cryptosystem [12]. We will refer to this cryptosystem as the DHH-cryptosystem. In this section, we give a combinatorial construction of an HL-code of length 2^m . Note that the constructed code is always a $(2^{2k}, 2^{2k-1}, 2^k)$ -code for some positive integer k .

In the following, we give a method for the construction of a generator matrix of an HL-code of length 2^m , where m is even, that is $m = 2l$ for some integer l . The first vectors of the generator matrix are constructed in the following. Let

$$\begin{aligned} v_0 &= (\underbrace{1, \dots, 1}_{2^m}) \\ v_1 &= (0, 1, 0, 1, \dots, 0, 1) \\ v_2 &= (0, 0, 1, 1, 0, 0, 1, 1, \dots, 0, 0, 1, 1) \\ &\vdots \\ v_{m-1} &= (\underbrace{0, \dots, 0}_{2^{m-2}}, \underbrace{1, \dots, 1}_{2^{m-2}}, \underbrace{0, \dots, 0}_{2^{m-2}}, \underbrace{1, \dots, 1}_{2^{m-2}}) \\ v_m &= (\underbrace{0, \dots, 0}_{2^{m-1}}, \underbrace{1, \dots, 1}_{2^{m-1}}) \end{aligned}$$

Two vectors are multiplied by multiplying their coordinates. For all positive integers $j < l$, we consider all possible products of j vectors from the set $\{v_1, \dots, v_m\}$, i.e. we construct all vectors of the form

$$v_{i_1, i_2, \dots, i_j} = \prod_{i_1, i_2, \dots, i_j \in \{1, \dots, m\}} v_{i_1} v_{i_2} \dots v_{i_j}$$

At this point, we remark that the generator matrix

$$(v_0, v_1, \dots, v_m, v_{1,2}, \dots, v_{\underbrace{i_1, i_2, \dots, i_j}_{i_1, i_2, \dots, i_j \in \{1, \dots, m\}}})^T$$

generates a Reed-Muller code of length 2^m with minimum distance 2^{l+1} .

For $j = l$ we consider only those products of j vectors from the set $\{v_1, \dots, v_m\}$, whose indices build up a maximal complement-free set.

Definition 2.1. Let $a = (a_1, \dots, a_m)$ be a binary vector of length m . Then its complement is the binary vector $\mathbf{1} - a = (1 - a_1, \dots, 1 - a_m)$. Let X be the set of all binary vectors of length $m = 2l$, where each of these vectors contains exactly l 1-s. Then Y is called a complement-free set, if it is a subset of X and for each $a \in Y \implies \mathbf{1} - a \notin Y$. If $|Y| = \frac{1}{2} \binom{2l}{l}$, then Y is maximal.

Thus, we take into consideration the following products

$$v_{i_1, i_2, \dots, i_j} = \prod_{i_1, i_2, \dots, i_j \in Y} v_{i_1} v_{i_2} \dots v_{i_j},$$

where Y is a maximal complement-free set of the binary vectors of length $2l$ with exactly l 1-s. Then the generator matrix

$$(v_0, v_1, \dots, v_m, v_{1,2}, \dots, v_{\underbrace{i_1, i_2, \dots, i_j}_{i_1, i_2, \dots, i_j \in \{1, \dots, m\}}}, \dots, v_{\underbrace{i_1, i_2, \dots, i_j}_{i_1, i_2, \dots, i_j \in Y}})^T$$

generates an HL-code of length 2^m and dimension 2^{m-1} with minimum distance 2^l .

3. DECODER

3.1. Decoding algorithm. In this section we describe the decoding algorithm [13] designed by I. S. Reed. We will use some notations also used in the book [14] (chapter 13) written by F.J. MacWilliams and N.J.A. Sloane.

Definition 3.1. (*Decoding*) Let \mathbb{K} be a field of cardinality q , and let C be a $[n, k, d]_q$ a linear code defined by a generator matrix $G \in \mathbb{K}^{k \times n}$, that is, $C = \{v \cdot G \in \mathbb{K}^n : v \in \mathbb{K}^k\}$. For any word $a \in \mathbb{K}^k$, and $e \in \mathbb{K}^n$ such that $\text{wt}(e) \leq \lfloor \frac{d-1}{2} \rfloor$, where $\text{wt}(e)$ is the Hamming weight of the word e , the decoding of the word $x = a \cdot G + e$ compute the error word e and returns the codeword $a \cdot G$ or the word a .

The Reed-Muller decoding algorithm is a **majority-based binary decoding** which depends on the structure of the generator matrix G . We use the generator matrix of an HL-code as it is described in section 2. A pairwise product of j different v_i is considered as an element of **degree** j .

Every codeword belonging to a linear code may be expressed as a linear combination of the rows of the generator matrix. In particular, if $a = (a_0, \dots, a_{k-1})$, then

$$x = a \cdot G = (x_0, \dots, x_{n-1}) = \sum_{i=0}^{k-1} a_i v_i,$$

where, for $i > m$, v_i is the pairwise product of the vectors v_j , with $1 \leq j \leq m$. Hence, every a_i is the **coefficient of degree** j of $\binom{m}{j}$ pairwise products of v_i , with $1 \leq i \leq m$. From the latter expression, it is possible to retrieve a set of binary equations, known as **redundancy relations** (see subsec. 3.2), related to each a_i of the form:

$$(3.1) \quad \left\{ \bigoplus_{e \in I_1} x_e, \bigoplus_{e \in I_2} x_e, \dots, \bigoplus_{e \in I_l} x_e \right\}$$

where \bigoplus is the binary sum and, for $1 \leq s \leq l$, $I_s \neq \emptyset$, $\bigcup_{s=1}^l I_s = \{0, 1, \dots, n-1\}$, and $I_r \cap I_s = \emptyset$ for every $r \neq s$. Having the set in (3.1), if r is the number of the equations equals to 1, then

$$a_i = \begin{cases} 1 & \text{if } r > \frac{l}{2}, \\ 0 & \text{if } r < \frac{l}{2}. \end{cases}$$

Note that if $r = \frac{l}{2}$, then it is not possible to determine the value of a_i (see theorem 3.1 and corollary 3.2).

Theorem 3.1. *Let a_j be a coefficient of degree u , and let*

$$S_i = \bigoplus_{e \in I_i} x_e, \quad 1 \leq i \leq l,$$

be the i -th redundancy relation of a_j , where $I_i \neq \emptyset$, for every i , $\bigcup_{i=1}^l I_i = \{1, \dots, n\}$, and $I_r \cap I_s = \emptyset$ for every $r \neq s$.

If $x = a \cdot G + e$, where e is an error vector of weight $t \leq \lfloor \frac{d-1}{2} \rfloor$, then there are at least $l - t$ redundancy relations for a_j with the same outcome, that is, $S_r = S_s$ for $r, s \in R \subseteq \{1, \dots, l\}$, with $|R| \geq l - t$.

Proof. Since the redundancy relations for each a_j form a partition of the n components of the vector x , then each the component $e_i = 1$ of e affects only one of the redundancy relations. Hence, if the weight of e is equal to 1, then only one relation have a different outcome with respect the other outcomes.

If the weight of e is equal to 2, then zero or two relations outcomes differ from the other outcomes. Indeed, if $e_r = 1$ and $e_s = 1$ affects the same relation S_i , then in S_i one has that $e_r \oplus e_s = 0$ and the outcome of S_i not change. However, if $e_r = 1$ and $e_s = 1$ affects two different relations, then both relations outcomes differ from the other outcomes. Hence, if the weight of e is equal to 2, then either l or $l - 2$ relations have the same outcomes.

In general, if the weight of the error vector e is t , then there are at least $l - t$ relations with the same outcome. ■

Corollary 3.2. *Let a_j be a coefficient of degree u of $x = a \cdot G + e$, where $G \in \mathbb{F}_2^{k \times n}$ is the generator matrix of a HL-code, and e is an arbitrary binary error vector of weight $t \leq \lfloor \frac{d-1}{2} \rfloor$. Let l be the number of redundancy relations for a_j , and let r be the number of redundancy relations for a_j whose outcomes are equal to 1.*

If $r > \frac{l}{2}$, then $a_j = 1$, while if $r < \frac{l}{2}$, then $a_j = 0$.

Proof. Since m is an even number, then $t \leq \lfloor \frac{d-1}{2} \rfloor = \lfloor \frac{2^{\frac{m}{2}} - 1}{2} \rfloor = 2^{\frac{m}{2} - 1} - 1$. Moreover, it easy to check that $l = \frac{n}{2^u} = \frac{2^m}{2^u} = 2^{m-u}$ (see (3.9)), with $1 \leq u \leq \frac{m}{2}$. Hence, we have that $2^{\frac{m}{2}} \leq l \leq 2^{m-1}$, and $t < \frac{l}{2}$. Therefore, from [theorem 3.1](#), there are $l - t > \frac{l}{2}$ redundancy relations with the same outcome $b \in \{0, 1\}$, and a_j is equal to b . ■

The decoding process starts with the highest-degree coefficients a_i and ends with the lowest-degree ones in a iterative way. These decoding method also works for an HL-code.

More precisely, since the elements of highest-degree in a HL-code have degree equals to $\frac{m}{2}$ (the elements from the complement-free set defined in [section 2](#)), one has to decode these latter elements from $x = a \cdot G + e$, and remove them from x to apply again the decoding to

$$x' = x - \sum_{i \in Y\text{-set}} a_i v_i,$$

where Y -set is the complement-free set of indices associated to the coefficients a_i of degree $\frac{m}{2}$. Since, from [corollary 3.2](#), it is possible to determine the proper value of a_i , then one has to repeat this process by finding the next highest-degree coefficients a_i , and remove them from x' . At the end of this process, one is left with the vector

$x' = a_0v_0 + e$. However, since $v_0 = (1, \dots, 1)$, in order to find a_0 , one has to count the number r of 1 in x' . Since $x' \in \mathbb{F}_2^n$,

$$a_0 = \begin{cases} 1 & \text{if } r > \frac{n}{2}, \\ 0 & \text{if } r < \frac{n}{2}. \end{cases}$$

Note that again if $r = \frac{n}{2}$, then one cannot find a_0 and decode x (see [theorem 3.3](#)). Finally, $e = x' - a_0v_0$ and $a \cdot G = x - e$.

Theorem 3.3. *Let $a = (a_0, a_1, \dots, a_{k-1})$ be an arbitrary binary vector, and let $x = a \cdot G + e$ be the codeword modified by an arbitrary binary vector e such that $\text{wt}(e) \leq \lfloor \frac{d-1}{2} \rfloor$, where $G \in \mathbb{F}_2^{k \times n}$ is the generator matrix of a HL-code.*

If $\text{wt}(a_0v_0 + e) > \frac{n}{2}$, then $a_0 = 1$, while if $\text{wt}(a_0v_0 + e) < \frac{n}{2}$, then $a_0 = 0$.

Proof. From [corollary 3.2](#), it is possible to determine each value of a_j , for $j = 1, \dots, k-1$, by using the redundancy relations of a_j . Thus, one may compute $x' = x - \sum_{i=1}^{k-1} a_i v_i = a_0 v_0 + e \in \mathbb{F}_2^n$. Since $t \leq 2^{\frac{m}{2}-1} - 1$ and $\frac{n}{2} = 2^{m-1}$, then one has that $t < \frac{n}{2}$. Therefore, if $a_0 = 0$, then $x' = e$ and $\text{wt}(x') = t < \frac{n}{2}$, while if $a_0 = 1$, then $x' = v_0 + e$ and $\text{wt}(x') = n - t > \frac{n}{2}$. ■

Remark 3.1. *Note that [corollary 3.2](#) and [theorem 3.3](#) prove that the majority rule properly determine each coefficient a_j , for $j = 0, \dots, k-1$.*

3.2. Compute the redundancy relations. In this section we present the operator Δ used by Reed to compute the redundancy relations for every coefficient a_i , for $0 \leq i < k$.

In order to define the operator Δ , we define in the following a function able to compute which vectors v_j , with $1 \leq j \leq m$, we have to pairwise multiply with the coefficient a_i in $x = a \cdot G = \sum_{i=0}^{k-1} a_i v_i$.

First, let M be the set of integer $\{1, \dots, m\}$, and let $\binom{M}{j}$ be a j -combination of the elements in M such that $e \in \binom{M}{j}$ is a tuple e of j indices in the form $e = (l_1, \dots, l_j)$. Also, we define a natural ordering for $\binom{M}{j}$ such that, for any $(e_1, e_2) \in \binom{M}{j} \times \binom{M}{j}$,

$$(3.2) \quad (l_{1,1}, \dots, l_{1,j}) = e_1 \leq e_2 = (l_{2,1}, \dots, l_{2,j}) \iff l_{1,s} \leq l_{2,s} \text{ for all } 1 \leq s \leq j.$$

Moreover, we refer to the i -th element e_i of $\binom{M}{j}$ as the element such that

$$e_i \geq e_{i-1} \geq \dots \geq e_1,$$

where e_1 is the minimum element in $\binom{M}{j}$. Note that, the complement-free set Y , defined in [section 2](#), is a subset of $\binom{M}{m/2}$. However, for the complement-free set Y , we put $e_i \in Y$ -set as the i -th element inserted into Y -set (as this set is randomly generated for security purposes). Hence, we consider the order of $e \in Y$ -set as a list with the policy **FIFO** (First In First Out), that is, $e_0 \in Y$ -set is the first element inserted into Y -set, and $e_t \in Y$ -set, with $t = \frac{1}{2} \binom{m}{m/2} - 1$, is the last element inserted into Y -set.

For $i \in \mathbb{N}$, let ν be the function defined as

$$(3.3) \quad \nu(i) = \max_{t \in \mathbb{N}} \left(i \geq \sum_{j=0}^t \binom{m}{j} \right),$$

and let λ be the function defined as

$$(3.4) \quad \lambda(i) = i - \sum_{j=0}^{\nu(i)} \binom{m}{j}.$$

Hence, we have a correspondence between the i -th row of G and the indices of the pairwise product of vectors v_j , with $1 \leq j \leq m$, given by the following function:

$$(3.5) \quad f(i) = \begin{cases} e_{\lambda(i)} \in \binom{M}{\nu(i)+1} & \text{if } 1 \leq i < k - \frac{1}{2} \binom{m}{m/2}, \\ e_{\lambda(i)} \in Y\text{-set} & \text{if } k - \frac{1}{2} \binom{m}{m/2} \leq i < k, \end{cases}$$

where $e_{\lambda(i)} \in Y\text{-set}$ is the $\lambda(i)$ -th element of $Y\text{-set}$. Note that, for $1 \leq i \leq m$, $f(i) = e_i \in \binom{M}{2} = (i)$.

For instance, if $m = 6$ and $i = 7$, then $\nu(7) = 1$ and $e_{\lambda(7)} = (1, 2)$ is the first element of $\binom{M}{2}$. Also, if $i = 28$, then $\nu(28) = 2$ and $e_{\lambda(28)}$ is equal to the sixth element of the complement-free set $Y \subset \binom{M}{3}$.

Hence, we may rewrite $x = a \cdot G$ as

$$\sum_{i=0}^{k-1} a_i \left(\prod_{j \in f(i)} v_j \right),$$

where \prod is the pairwise product.

Each redundancy relation related to a coefficient a_i may be determined by a recursive relation. In order to describe this latter, we define the function

$$(3.6) \quad \begin{aligned} \psi: \mathbb{N} \times \mathbb{N} &\longrightarrow \{0, 1\} \\ (i, k) &\longmapsto i_{k-1} \end{aligned},$$

where i_{k-1} is the k -th LSB (least significant bit) of the binary representation of the integer i , that is, $i = (i_{n-1}, i_{n-2}, \dots, i_k, i_{k-1}, \dots, i_1, i_0)_2$, and the function

$$(3.7) \quad \begin{aligned} \phi: \mathbb{N} \times \mathbb{N} &\longrightarrow \mathbb{N} \\ (i, k) &\longmapsto i + (-1)^{\psi(i, k)} \cdot 2^{k-1}. \end{aligned}$$

Hence, $\phi(i, k)$ change the k -th LSB of the integer i . If $\psi(i, k)$ is equal to 0, then $\phi(i, k) = i + 2^{k-1}$, while if $\psi(i, k)$ is equal to 1, then $\phi(i, k) = i - 2^{k-1}$.

We also extend the function ϕ as follow:

$$(3.8) \quad \begin{aligned} \Phi: \mathbb{N} \times \mathbb{N}^l &\longrightarrow \mathbb{N} \\ (i, (k_1, \dots, k_l)) &\longmapsto i + \sum_{j=1}^l (-1)^{\psi(i, k_j)} \cdot 2^{k_j-1}. \end{aligned}$$

Therefore, the function $\Phi(i, (k_1, \dots, k_l))$ changes at the same time the k_s -th LSB of i , with $s = 1, \dots, l$.

The recursive relation to find the redundancy relations is given by:

$$(3.9) \quad \begin{aligned} \Delta_j x_i &= x_i \oplus x_{\phi(i, j)}, \\ \Delta_{(j_1, \dots, j_t)} x_i &= \Delta_{(j_1, \dots, j_{t-1})} x_i \oplus \Delta_{(j_1, \dots, j_{t-1})} x_{\phi(i, j_t)}, \end{aligned}$$

for $i = 0, \dots, k-1$, and $(j_1, \dots, j_t) \in \binom{M}{t}$.

More precisely, if $J_t = \{j_1, \dots, j_t\}$, then applying the recursion we get that

$$(3.10) \quad \Delta_{(j_1, \dots, j_t)} x_i = x_i \bigoplus_{r=1}^t \left(\bigoplus_{e \in \binom{J_t}{r}} x_{\Phi(i, e)} \right).$$

Note that, in this case, the order of the elements belonging to $\binom{J_t}{r}$ does not matter.

The operator Δ computes the redundancy relations for each coefficient a_j in $x = a \cdot G$, with G the generator matrix of the code. In particular, for $i = 0, \dots, k-1$, if $1 \leq j \leq m$, then one computes the redundancy relations for the coefficients a_j with $\Delta_j x_i$, while if $m < j < k$, then one computes the redundancy relations for the coefficient a_j with $\Delta_{(j_1, \dots, j_t)} x_i$, where $(j_1, \dots, j_t) \in \binom{M}{t}$.

3.3. Little example. In this section we show how to find the redundancy relations for each coefficient a_i without the Δ , and subsequently we show how to simply find them with Δ .

Let $m = 4$, so $n = 2^m = 16$, and $k = 2^{m-1} = 8$. Also, suppose for simplicity that Y -set is equal to $((1, 4), (1, 3), (1, 2))$ in this order. In this case, we have that

$$G = \begin{pmatrix} v_0 \\ v_1 \\ v_2 \\ v_3 \\ v_4 \\ v_1 v_4 \\ v_1 v_3 \\ v_1 v_2 \end{pmatrix} = \begin{pmatrix} 1 & 1 & 1 & 1 & 1 & 1 & 1 & 1 & 1 & 1 & 1 & 1 & 1 & 1 & 1 \\ 0 & 1 & 0 & 1 & 0 & 1 & 0 & 1 & 0 & 1 & 0 & 1 & 0 & 1 & 0 \\ 0 & 0 & 1 & 1 & 0 & 0 & 1 & 1 & 0 & 0 & 1 & 1 & 0 & 0 & 1 \\ 0 & 0 & 0 & 0 & 1 & 1 & 1 & 1 & 0 & 0 & 0 & 0 & 1 & 1 & 1 \\ 0 & 0 & 0 & 0 & 0 & 0 & 0 & 0 & 1 & 1 & 1 & 1 & 1 & 1 & 1 \\ 0 & 0 & 0 & 0 & 0 & 0 & 0 & 0 & 0 & 1 & 0 & 1 & 0 & 1 & 0 \\ 0 & 0 & 0 & 0 & 0 & 1 & 0 & 1 & 0 & 0 & 0 & 0 & 0 & 1 & 0 \\ 0 & 0 & 0 & 1 & 0 & 0 & 0 & 1 & 0 & 0 & 0 & 1 & 0 & 0 & 0 \end{pmatrix}.$$

Hence, $a \cdot G = a_0 v_0 + a_1 v_1 + a_2 v_2 + a_3 v_3 + a_4 v_4 + a_5 v_1 v_4 + a_6 v_1 v_3 + a_7 v_1 v_2$. In order to determine each a_i , one does not take into account the error vector e , e.g. one takes $x = a \cdot G$ and not $x = a \cdot G + e$, as the majority rule for the redundancy relations will give the proper coefficient a_i . Therefore, the components x_i of the vector $x = a \cdot G$ are

$$(3.11) \quad \begin{array}{ll} x_0 = a_0, & x_8 = a_0 \oplus a_4, \\ x_1 = a_0 \oplus a_1, & x_9 = a_0 \oplus a_1 \oplus a_4 \oplus a_5, \\ x_2 = a_0 \oplus a_2, & x_{10} = a_0 \oplus a_2 \oplus a_4, \\ x_3 = a_0 \oplus a_1 \oplus a_2 \oplus a_7, & x_{11} = a_0 \oplus a_1 \oplus a_2 \oplus a_4 \oplus a_5 \oplus a_7, \\ x_4 = a_0 \oplus a_3, & x_{12} = a_0 \oplus a_3 \oplus a_4, \\ x_5 = a_0 \oplus a_1 \oplus a_3 \oplus a_6, & x_{13} = a_0 \oplus a_1 \oplus a_3 \oplus a_4 \oplus a_5 \oplus a_6, \\ x_6 = a_0 \oplus a_2 \oplus a_3, & x_{14} = a_0 \oplus a_2 \oplus a_3 \oplus a_4, \\ x_7 = a_0 \oplus a_1 \oplus a_2 \oplus a_3 \oplus a_6 \oplus a_7, & x_{15} = a_0 \oplus a_1 \oplus a_2 \oplus a_3 \oplus a_4 \oplus a_5 \oplus a_6 \oplus a_7. \end{array}$$

First, since one has to start with the highest-degree coefficients, we determine the redundancy relation of the a_5, a_6, a_7 from (3.11)

$$\begin{aligned}
a_5 &= x_0 \oplus x_1 \oplus x_8 \oplus x_9 = & a_6 &= x_0 \oplus x_1 \oplus x_4 \oplus x_5 = \\
&= x_2 \oplus x_3 \oplus x_{10} \oplus x_{11} = & &= x_2 \oplus x_3 \oplus x_6 \oplus x_7 = \\
&= x_4 \oplus x_5 \oplus x_{12} \oplus x_{13} = & &= x_8 \oplus x_9 \oplus x_{12} \oplus x_{13} = \\
&= x_6 \oplus x_7 \oplus x_{14} \oplus x_{15}, & &= x_{10} \oplus x_{11} \oplus x_{14} \oplus x_{15},
\end{aligned}
\tag{3.12}$$

$$\begin{aligned}
a_7 &= x_0 \oplus x_1 \oplus x_2 \oplus x_3 = \\
&= x_4 \oplus x_5 \oplus x_6 \oplus x_7 = \\
&= x_8 \oplus x_9 \oplus x_{10} \oplus x_{11} = \\
&= x_{12} \oplus x_{13} \oplus x_{14} \oplus x_{15}.
\end{aligned}$$

In order to determine the next highest-degree coefficient, we have to consider $x' = x - a_5v_1v_4 - a_6v_1v_3 - a_7v_1v_2$. Note that, for x' , we have that $a_5 = a_6 = a_7 = 0$, so we may remove them from (3.11) and we find

$$\begin{aligned}
x'_0 &= a_0, & x'_8 &= a_0 \oplus a_4, \\
x'_1 &= a_0 \oplus a_1, & x'_9 &= a_0 \oplus a_1 \oplus a_4, \\
x'_2 &= a_0 \oplus a_2, & x'_{10} &= a_0 \oplus a_2 \oplus a_4, \\
x'_3 &= a_0 \oplus a_1 \oplus a_2, & x'_{11} &= a_0 \oplus a_1 \oplus a_2 \oplus a_4, \\
x'_4 &= a_0 \oplus a_3, & x'_{12} &= a_0 \oplus a_3 \oplus a_4, \\
x'_5 &= a_0 \oplus a_1 \oplus a_3, & x'_{13} &= a_0 \oplus a_1 \oplus a_3 \oplus a_4, \\
x'_6 &= a_0 \oplus a_2 \oplus a_3, & x'_{14} &= a_0 \oplus a_2 \oplus a_3 \oplus a_4, \\
x'_7 &= a_0 \oplus a_1 \oplus a_2 \oplus a_3, & x'_{15} &= a_0 \oplus a_1 \oplus a_2 \oplus a_3 \oplus a_4.
\end{aligned}
\tag{3.13}$$

Now, we determine the redundancy relation of the a_1, a_2, a_3 and a_4 from (3.13):

$$\begin{aligned}
a_1 &= x'_0 \oplus x'_1 = x'_2 \oplus x'_3 = x'_4 \oplus x'_5 = x'_6 \oplus x'_7 = \\
&= x'_8 \oplus x'_9 = x'_{10} \oplus x'_{11} = x'_{12} \oplus x'_{13} = x'_{14} \oplus x'_{15}, \\
a_2 &= x'_0 \oplus x'_2 = x'_1 \oplus x'_3 = x'_4 \oplus x'_6 = x'_5 \oplus x'_7 = \\
&= x'_8 \oplus x'_{10} = x'_9 \oplus x'_{11} = x'_{12} \oplus x'_{14} = x'_{13} \oplus x'_{15}, \\
a_3 &= x'_0 \oplus x'_4 = x'_1 \oplus x'_5 = x'_2 \oplus x'_6 = x'_3 \oplus x'_7 = \\
&= x'_8 \oplus x'_{12} = x'_9 \oplus x'_{13} = x'_{10} \oplus x'_{14} = x'_{11} \oplus x'_{15}, \\
a_4 &= x'_0 \oplus x'_8 = x'_1 \oplus x'_9 = x'_2 \oplus x'_{10} = x'_3 \oplus x'_{11} = \\
&= x'_4 \oplus x'_{12} = x'_5 \oplus x'_{13} = x'_6 \oplus x_{14} = x_7 \oplus x_{15}.
\end{aligned}
\tag{3.14}$$

Hence, from (3.12) on x and from (3.14) on x' , we determine

$$x'' = x - a_1v_1 - a_2v_2 - a_3v_3 - a_4v_4 - a_5v_1v_4 - a_6v_1v_3 - a_7v_1v_2 = a_0v_0.$$

Recall that if $x = a \cdot G + e$, then $x'' = a_0v_0 + e$ (see theorem 3.3).

Now, we apply the operator Δ to find the redundancy relations. For instance, we directly find the first relation of a_1 as

$$\frac{\Delta}{1} x_0 = x_0 \oplus x_{\phi(0,1)} = x_0 \oplus x_1.$$

Recall that as each relation form a partition (see (3.1)) of $\{x_0, \dots, x_{15}\}$. Therefore, the next relation is given by

$$\frac{\Delta}{1} x_2 = x_2 \oplus x_{\phi(2,1)} = x_2 \oplus x_3.$$

Hence, after the computation of each redundancy relation, one knows the next x_i to take into account. Note that to compute $\frac{\Delta}{1} x_1$ is time consuming as

$$\frac{\Delta}{1} x_1 = x_1 \oplus x_{\phi(1,1)} = x_1 \oplus x_0 = \frac{\Delta}{1} x_0.$$

To summarize, we have that the redundancy relations for each a_i are given by

$$\begin{aligned}
 a_1 &= \frac{\Delta}{f(1)} x_0 = \frac{\Delta}{f(1)} x_2 = \frac{\Delta}{f(1)} x_4 = \frac{\Delta}{f(1)} x_6 = \\
 &= \frac{\Delta}{f(1)} x_8 = \frac{\Delta}{f(1)} x_{10} = \frac{\Delta}{f(1)} x_{12} = \frac{\Delta}{f(1)} x_{14}, \\
 a_2 &= \frac{\Delta}{f(2)} x_0 = \frac{\Delta}{f(2)} x_1 = \frac{\Delta}{f(2)} x_4 = \frac{\Delta}{f(2)} x_5 = \\
 &= \frac{\Delta}{f(2)} x_8 = \frac{\Delta}{f(2)} x_9 = \frac{\Delta}{f(2)} x_{12} = \frac{\Delta}{f(2)} x_{13}, \\
 a_3 &= \frac{\Delta}{f(3)} x_0 = \frac{\Delta}{f(3)} x_1 = \frac{\Delta}{f(3)} x_2 = \frac{\Delta}{f(3)} x_3 = \\
 &= \frac{\Delta}{f(3)} x_8 = \frac{\Delta}{f(3)} x_9 = \frac{\Delta}{f(3)} x_{10} = \frac{\Delta}{f(3)} x_{11}, \\
 a_4 &= \frac{\Delta}{f(4)} x_0 = \frac{\Delta}{f(4)} x_1 = \frac{\Delta}{f(4)} x_2 = \frac{\Delta}{f(4)} x_3 = \\
 &= \frac{\Delta}{f(4)} x_4 = \frac{\Delta}{f(4)} x_5 = \frac{\Delta}{f(4)} x_6 = \frac{\Delta}{f(4)} x_7, \\
 a_5 &= \frac{\Delta}{f(5)} x_0 = \frac{\Delta}{f(5)} x_2 = \frac{\Delta}{f(5)} x_4 = \frac{\Delta}{f(5)} x_6, \\
 a_6 &= \frac{\Delta}{f(6)} x_0 = \frac{\Delta}{f(6)} x_2 = \frac{\Delta}{f(6)} x_8 = \frac{\Delta}{f(6)} x_{10}, \\
 a_7 &= \frac{\Delta}{f(7)} x_0 = \frac{\Delta}{f(7)} x_4 = \frac{\Delta}{f(7)} x_8 = \frac{\Delta}{f(7)} x_{12}.
 \end{aligned}
 \tag{3.15}$$

Note that, for instance, the first redundancy relation for a_6 is $\Delta_{f(6)} x_0$ and since $f(6) = e_{\lambda(6)} \in Y\text{-set} = e_2 \in Y\text{-set} = (1, 3)$, we have that

$$\begin{aligned} \Delta_{f(6)} x_0 &= \Delta_{(1,3)} x_0 = \Delta_1 x_0 \oplus \Delta_1 x_{\phi(0,3)} = \\ &= (x_0 \oplus x_{\phi(0,1)}) \oplus (x_{\phi(0,3)} \oplus x_{\Phi(0,(1,3))}) = \\ &= x_0 \oplus x_1 \oplus x_4 \oplus x_5 = \\ &= x_0 \oplus \left(\bigoplus_{r=1}^2 \left(\bigoplus_{e \in \binom{(1,3)}{r}} x_{\Phi(0,e)} \right) \right) = x_0 \oplus x_{\Phi(0,(1))} \oplus x_{\Phi(0,(3))} \oplus x_{\Phi(0,(1,3))}, \end{aligned}$$

where the last equivalence comes from the expansion of the operator Δ in (3.10). Note that, by using the operator Δ , it is not necessary to find the redundancy relations as in (3.11) and (3.13).

4. IMPLEMENTATIONS AND COMPUTING RESULTS

In this section we show the pseudocodes to compute the generator matrix G in section 2, all the redundancy relations for each a_j , and decoding a vector $x = a \cdot G + e$, with e a vector error such that $\text{wt}(e) = \lfloor \frac{d-1}{2} \rfloor$, with d as the minimum distance of the HL-code. In the end of this section we show the results of our implementation for an HL-code with $m = 10$, and $m = 12$.

First, we defined in algorithm 1 a function which computes

$$\phi(i, k) = i + (-1)^{\psi(i,k)} \cdot 2^{k-1},$$

where ψ and ϕ are the functions defined in (3.6) and (3.7), respectively.

Algorithm 1: Change-Bit

```

Function Change-Bit(i, k) { // this function computes  $\phi(i, k)$ 
  Data:  $i \in \mathbb{N}, k \in \mathbb{N}$ 
  Result:  $i \pm 2^{k-1}$ 

   $(j_{n-1}, j_{n-2}, \dots, j_1, j_0)_2 \leftarrow i$  // get the binary representation of i
  if ( $j_{k-1} = 1$ ) { //  $j_{k-1} == 1$ 
    return  $i - 2^{k-1}$ 
  }
  else { //  $j_{k-1} == 0$ 
    return  $i + 2^{k-1}$ 
  }
}

```

Next, we defined algorithm 2 to compute the functions λ , as in (3.4), and ν , as in (3.3). More precisely, this algorithm returns the tuple $(\lambda(i), \nu(i))$ for some integer $i \in \{0, \dots, k-1\}$.

Algorithm 2: Row-To-Comb-Index

Function Row-To-Comb-Index(i, m) { // this function computes $\lambda(i)$
Data: $i \in \{0, \dots, k-1\}$, $m \in \mathbb{N}$, where i is the row of the generator matrix
 $G \in \mathbb{F}_2^{k \times n}$, $k = 2^{m-1}$, and $n = 2^m$
Result: (i', t) such that $e_{i'} \in \binom{M}{t+1}$ or $e_{i'} \in Y$ -set

$t \leftarrow -1$
 $s \leftarrow 0$
 $s' \leftarrow 0$
while ($i \geq s$) {
 $s' \leftarrow s$
 $t \leftarrow t + 1$
 $s \leftarrow s + \binom{m}{t}$
}

// $t-1$ is the maximum integer such that $i \geq s' = \sum_{j=0}^{t-1} \binom{m}{j}$
return ($i - s', t - 1$)
}

In [algorithm 3](#) we defined the function to compute $f(i)$ as in [\(3.5\)](#). In particular, we return the tuple (i) , if $1 \leq i \leq m$, the $\lambda(i)$ -th element of $\binom{\{1, \dots, m\}}{\nu(i)+1}$ (sorted with the rule in [\(3.2\)](#)), if $m < i < k - \frac{1}{2} \binom{m}{m/2}$, and the $\lambda(i)$ -th element of the complement-free set Y , if $k - \frac{1}{2} \binom{m}{m/2} \leq i < k$.

Algorithm 3: Row-To-Comb

Function Row-To-Comb(i, m, Y -set) { // this function computes $f(i)$
Data: $i \in \{1, \dots, k-1\}$, $m \in \mathbb{N}$, where i is the row of the generator matrix
 $G \in \mathbb{F}_2^{k \times n}$, $k = 2^{m-1}$, and $n = 2^m$
Result: $f(i)$, where f is the function in [\(3.5\)](#)

if ($1 \leq i \leq m$) {
return (i)
}

$k' \leftarrow k - \frac{1}{2} \binom{m}{m/2}$
 $(i', t) \leftarrow \text{Row-To-Comb-Index}(i, m)$
if ($m < i < k'$) {
return $e_{i'} \in \binom{\{1, \dots, m\}}{t+1}$
}

else {
return $e_{i'} \in Y$ -set
}

}

In [algorithm 4](#) we compute the operator $\Delta_e x_i$, with $e \in \mathbb{N}^l$, for a coefficient a_j . We use the recursive definition in [\(3.9\)](#) of this operator because is more efficient than the iterative ones in [\(3.10\)](#). Indeed, in the recursive definition is easy to define a cache to put the already computed results and, therefore, avoid to recompute

them. For instance,

$$\begin{aligned}
\Delta_{(1,2,3,4)} x_0 &= \Delta_{(1,2,3)} x_0 \oplus \Delta_{(1,2,3)} x_8 = \\
&= \left(\Delta_{(1,2)} x_0 \oplus \Delta_{(1,2)} x_4 \right) \oplus \left(\Delta_{(1,2)} x_8 \oplus \Delta_{(1,2)} x_{12} \right) = \\
&= \left(\Delta_1 x_0 \oplus \Delta_1 x_2 \oplus \Delta_1 x_4 \oplus \Delta_1 x_6 \right) \oplus \left(\Delta_1 x_8 \oplus \Delta_1 x_{10} \oplus \Delta_1 x_{12} \oplus \Delta_1 x_{14} \right).
\end{aligned}$$

Hence, starting from a_1 to a_{k-1} , one may cache all the inner results of the operator Δ in order to speedup the next computations. In the above case, if we cached the results of $\Delta_{(1,2,3)} x_0$ during a previous computation, then we need to compute only half of the elements in $\Delta_{(1,2,3,4)} x_0$. Note that it is not easy to define a caching method with the iterative definition of Δ .

Algorithm 4: Redundancy-Relation

```

Function Redundancy-Relation(e, i, C) { // compute  $\Delta_e x_i$  for  $a_j$ , with  $f(j) = e$ 
  Data:  $(j_1, \dots, j_t) = e = f(j)$  for some  $j, i \in \{1, \dots, n\}$ , C, where  $n = 2^m$ , and C
    is a dictionary used to cache the already computed redundancy relations
  Result: the set of indices of the components of  $x$  in  $\Delta_e x_i$ 

  if (t = 0) {
    return ( $\emptyset$ , C)
  }
  if ((e, i) is in C) { // check if the pair (e,i) was already computed
    // return the cached value  $C(e,i) = C((j_1, \dots, j_t), i)$  and the cache C
    return (C(e,i), C)
  }
  if (t = 1) { // if t == 1, then return  $\Delta_{j_1} x_i = x_i \oplus x_{\phi(i, j_1)}$  and C
     $i' \leftarrow \text{Change-Bit}(i, j_1)$ 
     $R \leftarrow \{i, i'\}$  // set of indices  $i$  and  $i'$ 
    return (R, C)
  }
  else { // if t > 1, then compute  $\Delta_e x_i$  by recursion
     $e' \leftarrow (j_1, \dots, j_{t-1})$ 
     $i' \leftarrow \text{Change-Bit}(i, j_t)$ 
     $(R_1, C) \leftarrow \text{Redundancy-Relation}(e', i, C)$  // compute  $\Delta_{e'} x_i$ 
     $C(e', i) \leftarrow R_1$  // update cache with  $\Delta_{e'} x_i$ 
     $(R_2, C) \leftarrow \text{Redundancy-Relation}(e', i', C)$  // compute  $\Delta_{e'} x_{i'}$ 
     $R \leftarrow R_1 \cup R_2$ 
     $C(e', i') \leftarrow R_2$  // update cache with  $\Delta_{e'} x_{i'}$ 
     $C(e, i) \leftarrow R$  // update cache with  $\Delta_e x_i$ 
    // return the set of indices of the components of  $x$  in  $\Delta_e x_i$  and the cache C
    return (R, C)
  }
}

```

In order to speedup the [algorithm 5](#) (explained below), we return $\Delta_e x_i$ as the set of indices of the components of x taken into account. For instance, $\Delta_{(1,2,3,4)} x_0 = \bigoplus_{i=0}^{15} x_i$ will be represented as the set $\{0, \dots, 15\}$.

In [algorithm 5](#) we compute the set of all redundancy relations for a_j as in (3.1). As the redundancy relations of a_j form a partition of the n components of the vector $x = a \cdot G + e$, in order to compute $\Delta_e x_i$ for the next component x_i of x , we define a set of the indices $I_n = \{0, \dots, n-1\}$ and, for each computed redundancy relation, we remove the components x_j taken into account in the previous relation. For instance, $\Delta_{(1,2,3,4)} x_0 = \bigoplus_{i=0}^{15} x_i$, therefore we remove the indices $\{0, \dots, 15\}$ from I_n .

Algorithm 5: Redundancy-Relations

```

Function Redundancy-Relations(j, m, Y-set, C) { // compute the set of all
  redundancy relations for  $a_j$ 
  Data:  $j \in \{1, \dots, k-1\}$ ,  $m \in \mathbb{N}$ ,  $Y\text{-set}$ ,  $C$ , where  $k = 2^{m-1}$ , and  $C$  is a
    dictionary used to cache the already computed redundancy relations
  Result:  $\{\Delta_e x_i\}$  for  $i = 0, \dots, n-1$ ,  $e$  and the updated cache  $C$ 

   $n \leftarrow 2^m$ 
   $R \leftarrow$  empty list
   $I_n \leftarrow \{0, \dots, n-1\}$ 
   $e \leftarrow \text{Row-To-Comb}(j, m, Y\text{-set})$ 
  while ( $I_n$  is not empty) {
     $i \leftarrow$  lowest element in  $I_n$ 
     $(R_c, C) \leftarrow \text{Redundancy-Relation}(e, i, C)$ 
    append  $R_c$  to  $R$ 
     $I_n \leftarrow I_n \setminus R_c$  // remove the set of indices in  $R_c$  from  $I_n$ 
  }
  return ( $R, e, C$ )
}
```

In [algorithm 6](#) we compute all the redundancy relations for each a_j , with $j = j_{\text{start}}, \dots, j_{\text{end}}$, and we put them into a dictionary indexed by the coefficient degree of a_j . In order to explain the former choice, note that by definition the first $k - \frac{1}{2} \binom{m}{m/2}$ rows of the generator matrix G are fixed, that is, two different generator matrices will have the same first $k - \frac{1}{2} \binom{m}{m/2}$ rows. Hence, to speedup the whole process, we compute a_j , for $0 \leq j < k - \frac{1}{2} \binom{m}{m/2}$, and save the cache and the redundancy relations into a file. As the last $\frac{1}{2} \binom{m}{m/2}$ rows of the generator matrix are random and depend on the complement-free set Y , during the decoding we may compute the remaining redundancy relations, that is, the redundancy relations of a_j , for $k - \frac{1}{2} \binom{m}{m/2} \leq j < k$. Hence, we run the algorithm for $j_{\text{start}} = 0$ and $j_{\text{end}} = k - \frac{1}{2} \binom{m}{m/2} - 1$ to save the results into a file, and during the key-generation we run the algorithm for $j_{\text{start}} = k - \frac{1}{2} \binom{m}{m/2}$ and $j_{\text{end}} = k - 1$.

Algorithm 6: Redundancy-Relations-Set

```

Function Redundancy-Relations-Set( $m, Y\text{-set}, C, j_{\text{start}}, j_{\text{end}}$ ) { // compute the
set of all redundancy relations for all  $a_j$ , for  $j = j_{\text{start}}, \dots, j_{\text{end}}$ 
  Data:  $C$  is the cache,  $m \in \mathbb{N}$ ,  $Y\text{-set}$ ,  $j_{\text{start}} \in \mathbb{N}$ ,  $j_{\text{end}} \in \mathbb{N}$ , with  $0 \leq j_{\text{start}} < j_{\text{end}} < k$ ,
    and  $Y\text{-set}$  is the complement-free set from Complement-Free-Set
  Result:  $\{\Delta_e x_i\}$  for each  $a_j$ , with  $i = 0, \dots, 2^m - 1$ ,  $j = j_{\text{start}}, \dots, j_{\text{end}}$ 

   $R \leftarrow$  empty dictionary
  for ( $j = j_{\text{start}}$  to  $j_{\text{end}}$ ) {
    ( $R_c, e, C$ )  $\leftarrow$  Redundancy-Relations( $j, m, Y\text{-set}, C$ )
     $r \leftarrow$  Length( $e$ ) //  $r$  is the degree of the coefficient  $a_j$ 
    if ( $R$  has not key  $r$ ) {
       $R(r) \leftarrow$  empty list
    }
    insert ( $j, R_c$ ) into  $R(r)$  // insert ( $j, R_c$ ) into  $R$  with key  $r$ 
  }
  return  $R$ 
}
```

In [algorithm 7](#) we compute the complement-free set Y . More precisely, we list all the element of $\binom{\{1, \dots, m\}}{m/2}$ and we sort them using the rule in [\(3.2\)](#). We call this list as the X -set. It is easy to see that the first half of the previous set is the complement of the second half in reverse order. In particular, if A is the first half of the X -set and B is the second half in reverse order of the X -set, then A_i is the complement of B_i , where A_i and B_i are the i -th element of A and B , respectively. Hence, we may compute the complement-free set Y by randomly choosing an element in A or in B . In order to add some randomness, we shuffle the two lists in the same way.

Algorithm 7: Complement-Free-Set

```

Function Complement-Free-Set(m) { // build the partial generator
matrix a the HL-code of parameter m
  Data:  $m \in \mathbb{N}$ , where  $m \mid 2$ 
  Result: The complement-free  $Y$ -set

   $Y$ -set  $\leftarrow$  empty list
   $M \leftarrow \{0, \dots, m-1\}$ 
  // compute all  $\frac{m}{2}$ -combination of elements in  $M$ 
   $X$ -set  $\leftarrow$  sorted list of  $e \in \binom{M}{m/2}$ 
  // if we take all  $e$  in  $\binom{M}{m/2}$  such that  $e_1 \leq e_2$ , then the second half
    of  $X$ -set is the complement of its first half
   $t \leftarrow \binom{m}{m/4}$  // half of the size of  $X$ -set
   $A \leftarrow$  first  $t$  elements of  $X$ -set
   $B \leftarrow$  last  $t$  elements of  $X$ -set
   $B \leftarrow$  reverse  $B$  //  $B = (e_{t+1}, \dots, e_{2t}) \mapsto (e_{2t}, \dots, e_{t+1})$ 
   $A \leftarrow$  shuffle  $A$ 
  // shuffle  $B$  such that  $B_j$  is always the complement of  $A_j$ 
   $B \leftarrow$  shuffle  $B$  as  $A$ 
  for ( $j = 1$  to  $t$ ) {
     $r \leftarrow$  random binary number //  $r \in \{0, 1\}$  random
    if ( $r = 0$ ) {
      append  $A_j$  to  $Y$ -set // append the  $j$ -th element of  $A$  to  $Y$ -set
    }
    else { //  $r == 1$ 
      append  $B_j$  to  $Y$ -set // append the  $j$ -th element of  $B$  to  $Y$ -set
    }
  }
  return  $Y$ -set
}

```

In [algorithm 8](#) we define a function to compute the vector v_i in [section 2](#) by using the exponentiation by squaring. More precisely, if $x = (\mathbf{0}|\mathbf{1})$, with $\mathbf{0}, \mathbf{1} \in \mathbb{F}_2^{2^i}$, then $v_i = x^{\frac{n}{2^{i+1}}}$. For instance, if $n = 8$ and $x = (0|1)$, then $i = 0$ and $v_1 = x^{\frac{8}{2}} = (0|1)^4 = (0, 1, 0, 1, 0, 1, 0, 1)$.

Algorithm 8: Build-V-Vector

```

Function Build-V-Vector(i, n) {
  Data:  $i \in \mathbb{N}$ ,  $n \in \mathbb{N}$ , with  $n \mid 2^{i+1}$ 
  Result:  $(\mathbf{0}|\mathbf{1}|\dots|\mathbf{0}|\mathbf{1}) = \mathbf{v} \in \mathbb{F}_2^n$ , where  $\mathbf{0}, \mathbf{1} \in \mathbb{F}_2^{2^i}$ 

   $s \leftarrow \frac{n}{2^{i+1}}$ 
   $v' \leftarrow$  empty vector
   $z \leftarrow \mathbf{0} \in \mathbb{F}_2^{2^i}$ 
   $u \leftarrow \mathbf{1} \in \mathbb{F}_2^{2^i}$ 
   $v \leftarrow (z|u)$ 
  while ( $s > 1$ ) {
    if ( $s$  is odd) {
       $v' \leftarrow (v'|v)$  // concatenate  $v'$  and  $v$ 
       $s \leftarrow s - 1$ 
    }
     $v \leftarrow (v|v)$  // concatenate  $v$  with itself
     $s \leftarrow \frac{s}{2}$ 
  }
   $v \leftarrow (v|v')$  //  $v = (\mathbf{0}|\mathbf{1})^{\frac{n}{2^{i+1}}}$ 
  return  $v$ 
}

```

In [algorithm 9](#) we compute the first $k - \frac{1}{2} \binom{m}{m/2}$ rows of the generator matrix G . In particular, we compute the first $m + 1$ rows by using the [algorithm 8](#), and next we compute the remaining $k - \frac{1}{2} \binom{m}{m/2} - (m + 1)$ rows by computing all the pairwise products of the vectors v_i , with $i = 1, \dots, m$, taking all the combinations of indices $\binom{\{1, \dots, m\}}{j}$ (sorted with the rule in [\(3.2\)](#)), for $j = 2, \dots, \frac{m}{2} - 1$. As these rows will not change, we save this matrix into a file. We may read the matrix from the saved file to complete the remaining rows of the generator matrix.

Algorithm 9: Build-HL-Partial-Generator-Matrix

```

Function Build-HL-Partial-Gen-Matrix(m) { // build the partial
generator matrix a the HL-code of parameter m
  Data:  $m \in \mathbb{N}$ , where  $m \mid 2$ 
  Result: The partial generator matrix  $G \in \mathbb{F}_2^{k \times n}$  of an HL-code, where  $n = 2^m$ ,
and  $k = 2^{m-1}$ 

   $n \leftarrow 2^m$ 
   $k \leftarrow 2^{m-1}$ 
   $G \leftarrow$  empty binary matrix of dimension  $k \times n$ 
   $G_0 \leftarrow \mathbf{1} \in \mathbb{F}_2^n$ 
  for ( $i = 1$  to  $m$ ) {
     $G_i \leftarrow$  Build-V-Vector( $i - 1, n$ ) // set the  $i$ -th row of  $G$  as  $(\mathbf{0}|\mathbf{1})_{2^i}^n$ 
  }
   $t \leftarrow m + 1$ 
   $M \leftarrow \{0, \dots, m - 1\}$ 
  // compute all the pairwise products of the rows at  $j$  of  $G$ , with
   $j = 1, \dots, m$ 
  for ( $i = 2$  to  $\frac{m}{2} - 1$ ) {
    // get all the ordered combinations in  $\binom{M}{i}$ 
    forall ( $e$  in  $\binom{M}{i}$ ) do
       $G_t \leftarrow \prod_{j \in e} G_j$  // pairwise products of rows
       $t \leftarrow t + 1$ ;
    }
  }
  return  $G$ 
}

```

In [algorithm 10](#) we compute the complete generator matrix of the HL-code by using the complement-free set Y computed in [algorithm 7](#), and the partial generator matrix computed using the [algorithm 9](#).

Algorithm 10: Build-*HL-Generator-Matrix*

```

Function Build-HL-Gen-Matrix(m, G, Y-set) { // build the full generator
matrix a the HL-code of parameter m
  Data:  $m \in \mathbb{N}$ ,  $G \in \mathbb{F}_2^{k \times n}$ , where  $m \mid 2$ ,  $n = 2^m$ ,  $k = 2^{m-1}$ , G is the partial
generator matrix from Build-HL-Partial-Gen-Matrix, and Y-set is the
complement-free set from Complement-Free-Set
  Result: The full generator matrix  $G \in \mathbb{F}_2^{k \times n}$  of an HL-code

  // compute the index of the first row of G to insert the pairwise
product from Y-set
   $i \leftarrow \sum_{j=0}^{\frac{m}{2}-1} \binom{m}{j} + 1$ 
  forall (e in Y-set)do
     $G_i \leftarrow \prod_{j \in e} G_j$  // pairwise products of rows
     $i \leftarrow i + 1$ ;
  }
return G
}
```

In order to decode the word $x = a \cdot G + e$, we need to apply a multilevel decoding starting with the coefficient a_j of highest-degree. In [algorithm 11](#) we decode the word x for the coefficient of degree r computed with the [algorithm 6](#). We also set the proper a_j to the vector a' that, in the end of [algorithm 6](#), will be equal to the vector a .

Note that, it is not necessary to count exactly how many redundancy relations for a_j are equal to 1. Indeed, let s be the number of redundancy relations for a_j , if the number of ones (or the number of zeros) is greater than $\frac{s}{2}$, then the value of a_j is equal 1 or 0, respectively.

Algorithm 11: Decode-Level-R

```

Function Decode-Level-R( $R, r, x, G$ ) {
  Data:  $R, x \in \mathbb{F}_2^n, G \in \mathbb{F}_2^{k \times n}$ , where  $x$  is the vector to decode,  $G$  is the generator
    matrix of the HL-code, and  $R$  is the dictionary of the redundancy
    relations for the coefficients  $a_j$  of degree  $r$  as in
    Redundancy-Relations-Set
  Result:  $a'$  and  $v$ 

   $k \leftarrow$  get the number of rows of  $G$ 
   $n \leftarrow$  get the number of columns of  $G$ 
   $a' \leftarrow \mathbf{0} \in \mathbb{F}_2^k$ 
   $v \leftarrow \mathbf{0} \in \mathbb{F}_2^n$ 
  forall ( $(j, R_j)$  in  $R(r)$ ) do
     $t \leftarrow 0$ 
     $u \leftarrow 0$  // counter for the 1
     $z \leftarrow 0$  // counter for the 0
     $s \leftarrow \text{Length}(R_j)$  // number of redundancy relations for  $a_j$ 
    // count how many  $e \in R_j$  are equal to 1, and how many are equal to
    0
    while ( $u \leq \frac{s}{2}$  and  $z \leq \frac{s}{2}$ ) {
      //  $h$  is sum the components of  $x$  according to the  $t$ -th redundancy
      relation  $R_j^{(t)}$  of  $a_j$ 
       $h \leftarrow \bigoplus_{e \in R_j^{(t)}} \bigoplus_{i \in e} x_i$ 
      if ( $h = 1$ ) {
         $u \leftarrow u + 1$ 
      }
      else {
         $z \leftarrow z + 1$ 
      }
       $t \leftarrow t + 1$ 
    }
    if ( $u = z$ ) {
      // it is not possible to determine the proper value of  $a_j$ 
      return Error!
    }
    elif ( $u > z$ ) { //  $a_j = 1$ 
       $v \leftarrow v + G_j$  //  $v_j = G_j$ 
       $a'_j \leftarrow 1$  // set the  $j$ -th element of  $a'$  as 1
    }
    else {
      //  $a_j = 0$ 
    }
  }
  return  $v, a'$ 
}

```

Finally, in [algorithm 12](#), we fully decode the word $x = a \cdot G + e$ by calling the [algorithm 11](#) starting with the highest-degree coefficient. More precisely, first we reverse sort the keys of the dictionary of redundancy relations computed in [algorithm 6](#). As the keys of the latter are the degrees of the coefficients, the first

element into the list L is the highest-degree, and the last element of L is the lowest-degree. Second we call the [algorithm 11](#) for each degree in L , and we subtract the resulting word from the previous one. Indeed, we call the [algorithm 11](#) with word v , which is

- x before the first call of the [algorithm 11](#);
- $x - x'$ after the first call of the [algorithm 11](#), where x' is the result of the [algorithm 11](#), that is, $x' = \sum a_i v_i$, for each coefficient a_i of highest-degree.

After the loop, we will have that $v = a_0 v_0 + e$. Hence, in order to decode a_0 , we count the number of bits equal to 1 in v . If the number of 1 is greater than $\frac{n}{2}$, then a_0 is equal to 1, while if the number of 1 is lower than $\frac{n}{2}$, then a_0 is equal to 0.

Algorithm 12: Decode

```

Function Decode( $x, G, R$ ) {
  Data:  $a \cdot G + e = x \in \mathbb{F}_2^n$ ,  $G \in \mathbb{F}_2^{k \times n}$ ,  $R$ , where  $x$  is the vector to decode,  $G$  is the
    generator matrix of the HL-code, and  $R$  is the dictionary of the
    redundancy relations for the coefficients  $a_j$  of degree  $r$  as in
    Redundancy-Relations-Set
  Result:  $a \cdot G$ 
   $k \leftarrow$  get the number of rows of  $G$ 
   $n \leftarrow$  get the number of columns of  $G$ 
   $a \leftarrow \mathbf{0} \in \mathbb{F}_2^k$ 
   $v \leftarrow x$ 
   $L \leftarrow$  reverse sort the keys in  $R$ 
  forall ( $r$  in  $L$ ) do
    ( $v', a'$ )  $\leftarrow$  Decode-Level-R( $R, r, v, G$ )
     $v \leftarrow v - v'$  //  $v - \sum a_j v_j$ 
     $a \leftarrow a + a'$ 
  }
  //  $v = a_0 v_0 + e$ 
   $u \leftarrow$  count how many components of  $v$  are equal to 1
  if ( $u = \frac{n}{2}$ ) {
    // it is not possible to determine the proper value of  $a_0$ 
    return Error!
  }
  elif ( $u > \frac{n}{2}$ ) { //  $a_0 = 1$ 
     $v \leftarrow v - G_0$  //  $v_0 = G_0$ 
     $a_0 \leftarrow 1$  // set the first element of  $a$  as 1
  }
  else {
    //  $a_0 = 0$ 
  }
  // now  $v = e$  and  $x - v = a \cdot G$ 
  return  $x - v, a$ 
}

```

To summarize, in order to speedup the whole process, we divide our algorithm in two steps. First, we

- Compute the partial generator matrix using the [algorithm 9](#), and we save it into a file;

- Compute the redundancy relations for a_j , with $1 \leq j < k - \frac{1}{2} \binom{m}{m/2}$, and we save them into a file along with the cache.

Once we saved the partial generator matrix and the redundancy relations for this matrix, we use the McEliece protocol to encrypt/decrypt a message. More precisely, we define the [protocol 1](#), [protocol 2](#), and [protocol 3](#).

Protocol 1: Key-Gen

Input: The parameter $m \in \mathbb{N}$ of the HL-code

Result: Return the private-key and the public-key

- (1) Retrieve the partial generator matrix for m from the file, and get its dimension $k \times n$;
- (2) Compute a random complement-free set Y with [algorithm 7](#), and compute the last rows of the generator matrix G with [algorithm 10](#);
- (3) Retrieve the redundancy relations for m from the file, and compute the remaining redundancy relations with [algorithm 6](#) for $j_{\text{start}} = k - \frac{1}{2} \binom{m}{m/2}$, and $j_{\text{end}} = k - 1$. We call R the complete dictionary of all the redundancy relations;
- (4) Compute an invertible matrix $S \in \mathbb{F}_2^{k \times k}$, and its inverse S^{-1} ;
- (5) Compute a permutation $\rho \in \text{Sym}(\{1, \dots, n\})$, and its inverse ρ^{-1} ;

Return the private-key $(S^{-1}, \rho^{-1}, G, R)$ and the public-key $G' = \rho(S \cdot G)$, where $\rho(S \cdot G)$ permutes the columns of $S \cdot G$.

Protocol 2: Encrypt

Input: The public-key $G' \in \mathbb{F}_2^{k \times n}$, the parameter m of the code, and a message $m \in \mathbb{F}_2^k$

Result: Return the encrypted message

- (1) Compute the minimum distance $d = 2^{\frac{m}{2}}$, and $t = \lfloor \frac{d-1}{2} \rfloor$;
- (2) Compute a random word $e \in \mathbb{F}_2^n$ such that $\text{wt}(e) = t$;

Return the encrypted message $c = m \cdot G' + e$.

Protocol 3: Decrypt

Input: The private-key $(S^{-1}, \rho^{-1}, G, R)$, the parameter m of the code, and the encrypted message $m \cdot G' + e = c \in \mathbb{F}_2^n$

Result: Retrieve the message m from the encrypted message c

Decode the word $\rho^{-1}(c)$ with [algorithm 12](#), and get $m \cdot S$; Return the message $m = x \cdot S^{-1}$.

In the following, we present our results implementing the above algorithms and protocols in Python V3.6 using the math library SageMath ¹ V9.0. The hardware of the machine used for these implementations is in [table 1](#). We benchmark our algorithms with the function `perf_counter` (which measure the WALL-time) of the library `time` of Python 3.6.

As we implemented these algorithms with Python, we further optimize the code by representing each redundancy relation as an integer of $n = 2^m$ bits. More precisely, as $x = a \cdot G + e = (x_0, x_1, \dots, x_{n-1})$, we associates each redundancy relation

¹<https://www.sagemath.org/>

TABLE 1. Hardware

SSD	SAMSUNG 850 EVO - 256 GB
RAM	12 GB - 1600 MHz
Processor	i5-5200U 2.2 GHz

$\Delta_e x_i = \bigoplus x_j$ to an integer such that the j -th component is 1. For instance, if $n = 16$ and the redundancy relation is $x_0 \oplus x_1 \oplus x_4 \oplus x_5$ (see the first redundancy relation of a_6 in (3.12)), then $x_0 \oplus x_1 \oplus x_4 \oplus x_5 = (1, 1, 0, 0, 1, 1, 0, 0, 0, 0, 0, 0, 0, 0, 0, 0)_2 = 52224$. By using these representation, we pre-compute the bit-arrays for each components of x and we use them to optimize algorithm 5 and algorithm 11. More precisely, in algorithm 5 we compose the redundancy relation as an bitwise-OR of the corresponding bit-arrays. For instance, $x_0 \oplus x_1$ is the bitwise-OR of the bit-array of x_0 (e.g., $x_0 = (1, 0, 0, 0, 0, 0, 0, 0, 0, 0, 0, 0, 0, 0, 0, 0)_2 = 32768$), and the bit-array of x_1 (e.g., $x_1 = (0, 1, 0, 0, 0, 0, 0, 0, 0, 0, 0, 0, 0, 0, 0, 0)_2 = 16384$), that is, $x_0 \oplus x_1 = 32768 \text{ OR } 16384 = 49152$. In this way, the set of redundancy relations for each a_j is a set of integers. Moreover, in algorithm 11 we also represent the word x as an integer and the evaluation of each redundancy relations correspond to count the number of bits equals to 1 in $\left(\Delta_e x_i\right) \& x$, where ($\&$) is the bitwise-AND between the respective integer representations. For instance, evaluate the redundancy relation $x_0 \oplus x_1 \oplus x_4 \oplus x_5$ is equal to count the number of bits equals to 1 into the integer $52224 \& x$. Indeed, as $1 \oplus 1 = 0$, the redundancy relation is equal to 1 if and only if the number of 1 of the involved components is odd. Hence, if the number of ones in $\left(\Delta_e x_i\right) \& x$ is odd, then $\Delta_e x_i$ is equal to 1.

In fig. 4.1 and in fig. 4.2 we plot the encryption times and the decoding times (in seconds), respectively, by using our algorithms for a random HL-code with parameter $m = 10$.

In fig. 4.3 and in fig. 4.4 we plot the encryption times and the decoding times (in seconds), respectively, by using our algorithms for a random HL-code with parameter $m = 12$.

In table 2 we show the mean time for the encryption and the decryption, and the time for the key-generation phase. We remark that in the protocol 1 we retrieve the partial generator matrix (computed with algorithm 9) from the disk. In particular, for $m = 12$, we have that the protocol 1 required 6.59 seconds including 3.2 seconds to read the matrix from the disk.

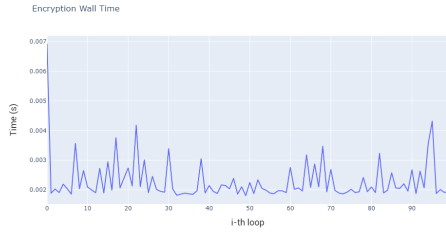


FIGURE 4.1. Encryption times for an HL-code of parameter $m = 10$

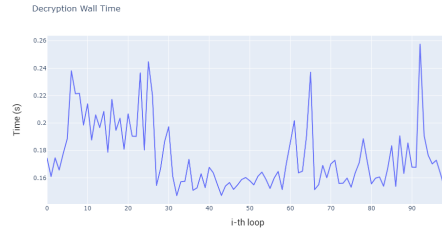


FIGURE 4.2. Decryption times for an HL-code of parameter $m = 10$

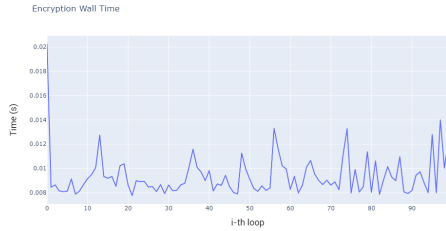


FIGURE 4.3. Encryption times for an HL-code of parameter $m = 12$

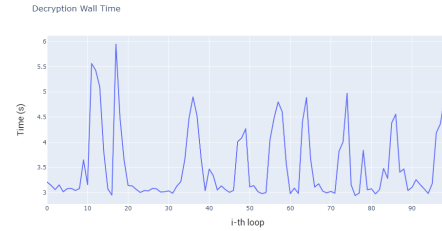


FIGURE 4.4. Decryption times for an HL-code of parameter $m = 12$

FIGURE 4.5. WALL-time for an HL-code of parameters $m = 10, 12$

TABLE 2. Mean time for the protocol

m	Key-Gen (s)	Mean encryption time (s)	Mean decryption time (s)
10	0.3297	0.0023	0.1758
12	6.5884	0.0094	3.5341

5. CONCLUSION

In this paper we have shown that there exists a decoding algorithm for HL-codes, which can be implemented efficiently. Further, we implemented the DHH-cryptosystem introduced in [12] and showed that its running time is in acceptable range on an every-day-used device today.

REFERENCES

- [1] Robert J McEliece. A public-key cryptosystem based on algebraic. NASA: The Deep Space Network Progress Report, 42-44:114–116, 1978.

- [2] Daniel J Bernstein, Tanja Lange, and Christiane Peters. Attacking and defending the mceliece cryptosystem. In International Workshop on Post-Quantum Cryptography, pages 31–46. Springer, 2008.
- [3] Marek Repka and Pavol Zajac. Overview of the mceliece cryptosystem and its security. Tatra Mountains Mathematical Publications, 60(1):57–83, 2014.
- [4] Ryo Nojima, Hideki Imai, Kazukuni Kobara, and Kirill Morozov. Semantic security for the mceliece cryptosystem without random oracles. Designs, Codes and Cryptography, 49(1):289–305, 2008.
- [5] Marco Baldi, Marco Bianchi, Franco Chiaraluce, Joachim Rosenthal, and Davide Schipani. Enhanced public key security for the mceliece cryptosystem. Journal of Cryptology, 29(1):1–27, 2016.
- [6] Abdulhadi Shoufan, Thorsten Wink, Gregor Molter, Sorin Huss, and Falko Strentzke. A novel processor architecture for mceliece cryptosystem and fpga platforms. In 2009 20th IEEE International Conference on Application-specific Systems, Architectures and Processors, pages 98–105. IEEE, 2009.
- [7] Johannes Roth, Evangelos Karatsiolis, and Juliane Krämer. Classic mceliece implementation with low memory footprint. In International Conference on Smart Card Research and Advanced Applications, pages 34–49. Springer, 2020.
- [8] Thomas Eisenbarth, Tim Güneysu, Stefan Heyse, and Christof Paar. Microeliece: Mceliece for embedded devices. In International Workshop on Cryptographic Hardware and Embedded Systems, pages 49–64. Springer, 2009.
- [9] Sujjan Raj Shrestha and Young-Sik Kim. New mceliece cryptosystem based on polar codes as a candidate for post-quantum cryptography. In 2014 14th International Symposium on Communications and Information Technologies (ISCIT), pages 368–372. IEEE, 2014.
- [10] Fedor Ivanov, Grigory Kabatiansky, Eugeny Krouk, and Nikita Rumenko. A new code-based cryptosystem. In Code-Based Cryptography Workshop, pages 41–49. Springer, 2020.
- [11] Carolin Hannusch and Pirooska Lakatos. Construction of self-dual binary $2^{2k}, 2^{2k-1}, 2^k$ -codes. Algebra and Discrete Mathematics, 21(1):59–68, 2016.
- [12] Pál Dömösi, Carolin Hannusch, and Géza Horváth. A cryptographic system based on a new class of binary error-correcting codes. Tatra Mountains Mathematical Publications, 73(1):83–96, 2019.
- [13] I. S. Reed. A class of multiple-error-correcting codes and the decoding scheme. Transactions of the IRE Professional Group on Information Theory, 4(4):38–49, 1954.
- [14] F.J. MacWilliams and N.J.A. Sloane. The Theory of Error-Correcting Codes. North-holland Publishing Company, 2nd edition, 1978.